



Race Results

NZ Metropolitan Trotting Club Inc, HRNZ, July 28, 2024

Compilation date: July 28, 2024, 3:02:16 PM (NZST)

Copyright © 2024 HRNZ and NZMTC. All rights reserved.

Trademarks.

StrideMASTER is a registered trademark of Thoroughbred Ratings Pty Ltd.

Disclaimer.

HRNZ and NZMTC and Thoroughbred Ratings Pty Ltd accepts no responsibility for the completeness or accuracy of any of the information contained herein, and makes no representations about its suitability for any particular purpose. Users should make their own judgements about those matters and/or seek independent advice. You assume all risks associated with use of the data provided on this page.



Race Results



July 28, 2024, Race 5, , Distance 2600m, Addington - Survey 3200m

Result	TAB no.	Horse (Barrier)	2600 to	2400m to
1st	8	Lakelsa (7)	2400m	2200m
		Position in running (margin)	-	9(6.5)
		Sectional time (s)	15.02	17.28
		Cumulative time (s)	198.03	183.01
		Speed (m/s)	13.31	11.57
		Stride length (m)	0.00	0.00
		Stride duration (s)	0.000	0.000
		Stride efficiency (%)	0.00	0.00
		Stride count	0.00	0.00

Disclaimer.

HRNZ and NZMTC and Thoroughbred Ratings Pty Ltd accepts no responsibility for the completeness or accuracy of any of the information contained herein, and makes no representations about its suitability for any particular purpose. Users should make their own judgements about those matters and/or seek independent advice. You assume all risks associated with use of the data provided on this page.




Race Results

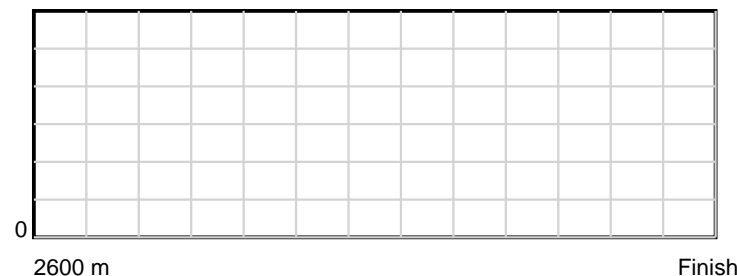
July 28, 2024, Race 5, , Distance 2600m, Addington - Survey 3200m

Result	TAB no.	Horse (Barrier)	2200m to	2000m to	1800m to	1600m to	1400m to	1200m to	1000m to	800m to	600m to	400m to	200m to	Total or	Margin
1st	8	Lakelsa (7)	2000m	1800m	1600m	1400m	1200m	1000m	800m	600m	400m	200m	WP	Average	
		Position in running (margin)	9(12.9)	9(12.8)	9(10.4)	8(6.9)	5(3.5)	1(0.0)	1(0.0)	1(0.0)	1(0.0)	1(0.0)	1(0.0)		0.00
		Sectional time (s)	16.65	15.97	15.53	15.11	13.42	15.02	14.84	14.85	14.66	14.58	15.10		
		Cumulative time (s)	165.73	149.08	133.11	117.58	102.47	89.05	74.03	59.19	44.34	29.68	15.10	3:18.03	
		Speed (m/s)	12.01	12.52	12.88	13.24	14.90	13.32	13.48	13.47	13.64	13.72	13.25	13.13	
		Stride length (m)	0.00	0.00	0.00	0.00	0.00	0.00	0.00	0.00	0.00	0.00	0.00	nan	
		Stride duration (s)	0.000	0.000	0.000	0.000	0.000	0.000	0.000	0.000	0.000	0.000	0.000	nan	
		Stride efficiency (%)	0.00	0.00	0.00	0.00	0.00	0.00	0.00	0.00	0.00	0.00	0.00	nan	
		Stride count	0.00	0.00	0.00	0.00	0.00	0.00	0.00	0.00	0.00	0.00	0.00	0.00	


10 m Stride length




0.6 s Stride duration



20 m/sec Speed



100 % Stride efficiency



Note: Horizontal distance axis grid lines are 200m furlongs.

Disclaimer.

HRNZ and NZMTC and Thoroughbred Ratings Pty Ltd accepts no responsibility for the completeness or accuracy of any of the information contained herein, and makes no representations about its suitability for any particular purpose. Users should make their own judgements about those matters and/or seek independent advice. You assume all risks associated with use of the data provided on this page.



Race Results



July 28, 2024, Race 5, , Distance 2600m, Addington - Survey 3200m

Result	TAB no.	Horse (Barrier)	2600 to	2400m to
2nd	4	Moet Shard (4)	2400m	2200m
		Position in running (margin)	-	1(0.0)
		Sectional time (s)	14.10	16.22
		Cumulative time (s)	198.39	184.29
		Speed (m/s)	14.18	12.33
		Stride length (m)	6.02	5.51
		Stride duration (s)	0.415	0.447
		Stride efficiency (%)	56.61	47.44
		Stride count	33.23	36.30

Disclaimer.

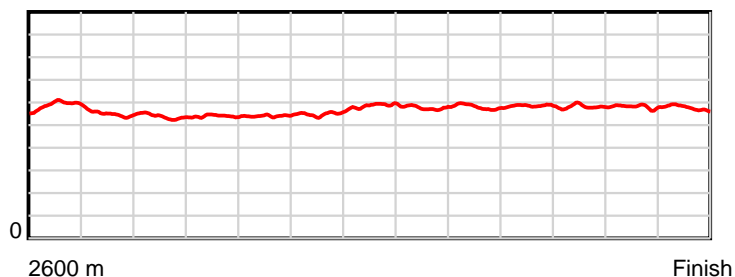
HRNZ and NZMTC and Thoroughbred Ratings Pty Ltd accepts no responsibility for the completeness or accuracy of any of the information contained herein, and makes no representations about its suitability for any particular purpose. Users should make their own judgements about those matters and/or seek independent advice. You assume all risks associated with use of the data provided on this page.

Race Results

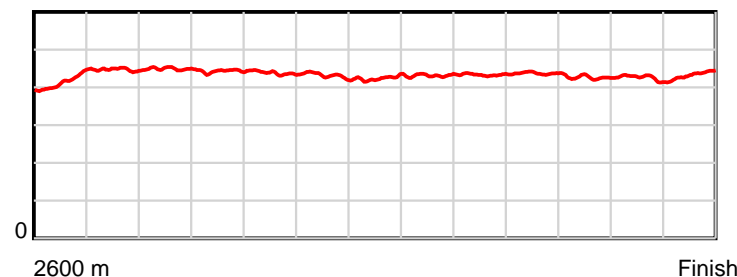
July 28, 2024, Race 5, , Distance 2600m, Addington - Survey 3200m

Result	TAB no.	Horse (Barrier)	2200m to	2000m to	1800m to	1600m to	1400m to	1200m to	1000m to	800m to	600m to	400m to	200m to	Total or	Margin
2nd	4	Moet Shard (4)	2000m	1800m	1600m	1400m	1200m	1000m	800m	600m	400m	200m	WP	Average	
		Position in running (margin)	1(0.0)	1(0.0)	1(0.0)	1(0.0)	1(0.0)	3(2.4)	3(1.8)	3(2.0)	3(1.9)	2(1.5)	2(1.7)		1.90
		Sectional time (s)	16.67	16.36	16.11	15.69	14.40	14.92	14.87	14.85	14.59	14.61	15.00		
		Cumulative time (s)	168.07	151.40	135.04	118.93	103.24	88.84	73.92	59.05	44.20	29.61	15.00	3:18.39	
		Speed (m/s)	12.00	12.22	12.41	12.75	13.89	13.40	13.45	13.47	13.71	13.69	13.33	13.11	
		Stride length (m)	5.39	5.42	5.44	5.50	5.90	5.78	5.83	5.89	5.84	5.82	5.79	5.69	
		Stride duration (s)	0.449	0.443	0.439	0.432	0.425	0.431	0.433	0.437	0.426	0.425	0.434	0.434	
		Stride efficiency (%)	45.36	45.84	46.31	47.32	54.35	52.16	53.09	54.20	53.29	52.93	52.32	50.66	
		Stride count	37.12	36.93	36.74	36.35	33.91	34.62	34.31	33.96	34.25	34.36	34.56	456.64	

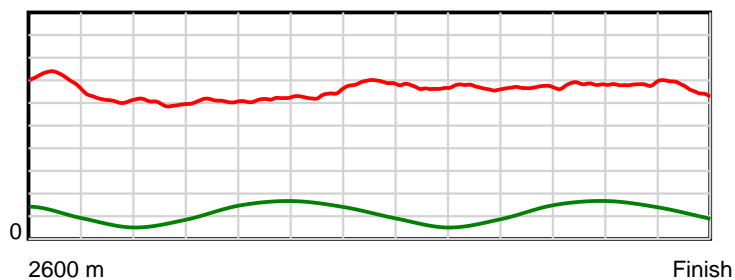
10 m Stride length



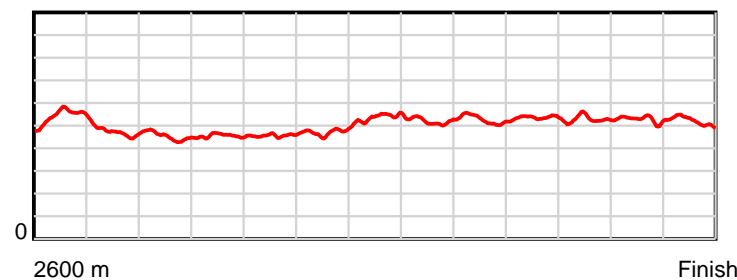
0.6 s Stride duration



20 m/sec Speed



100 % Stride efficiency



Note: Horizontal distance axis grid lines are 200m furlongs.

Disclaimer.

HRNZ and NZMTC and Thoroughbred Ratings Pty Ltd accepts no responsibility for the completeness or accuracy of any of the information contained herein, and makes no representations about its suitability for any particular purpose. Users should make their own judgements about those matters and/or seek independent advice. You assume all risks associated with use of the data provided on this page.



Race Results



July 28, 2024, Race 5, , Distance 2600m, Addington - Survey 3200m

Result	TAB no.	Horse (Barrier)	2600 to	2400m to
3rd	1	Baltimore Jill (1)	2400m	2200m
		Position in running (margin)	-	3(1.7)
		Sectional time (s)	14.38	16.27
		Cumulative time (s)	198.50	184.12
		Speed (m/s)	13.91	12.29
		Stride length (m)	5.92	5.62
		Stride duration (s)	0.416	0.457
		Stride efficiency (%)	54.69	49.30
		Stride count	33.81	35.61

Disclaimer.

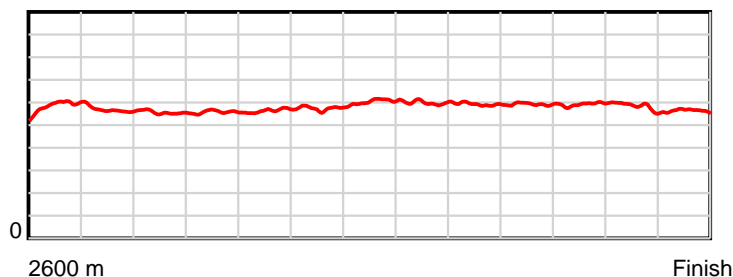
HRNZ and NZMTC and Thoroughbred Ratings Pty Ltd accepts no responsibility for the completeness or accuracy of any of the information contained herein, and makes no representations about its suitability for any particular purpose. Users should make their own judgements about those matters and/or seek independent advice. You assume all risks associated with use of the data provided on this page.

Race Results

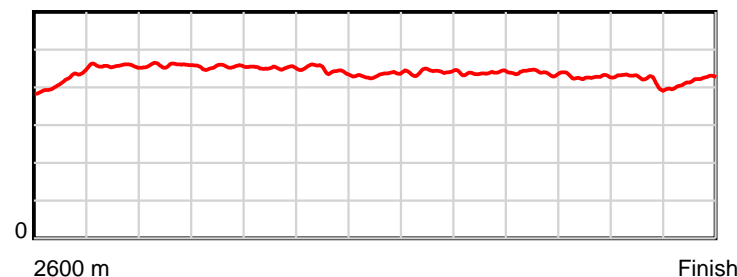
July 28, 2024, Race 5, , Distance 2600m, Addington - Survey 3200m

Result	TAB no.	Horse (Barrier)	2200m to	2000m to	1800m to	1600m to	1400m to	1200m to	1000m to	800m to	600m to	400m to	200m to	Total or	Margin
3rd	1	Baltimore Jill (1)	2000m	1800m	1600m	1400m	1200m	1000m	800m	600m	400m	200m	WP	Average	
		Position in running (margin)	2(2.0)	3(2.0)	3(2.1)	3(2.2)	3(1.8)	5(4.2)	5(3.6)	5(3.8)	5(4.2)	4(3.5)	3(3.6)		2.50
		Sectional time (s)	16.67	16.39	16.12	15.63	14.39	14.92	14.87	14.91	14.56	14.60	14.79		
		Cumulative time (s)	167.85	151.18	134.79	118.67	103.04	88.65	73.73	58.86	43.95	29.39	14.79	3:18.50	
		Speed (m/s)	12.00	12.20	12.41	12.80	13.90	13.40	13.45	13.41	13.74	13.70	13.52	13.10	
		Stride length (m)	5.51	5.54	5.60	5.71	6.02	5.92	5.88	5.89	5.88	5.76	5.63	5.76	
		Stride duration (s)	0.459	0.454	0.452	0.446	0.433	0.441	0.438	0.439	0.428	0.420	0.417	0.439	
		Stride efficiency (%)	47.41	48.03	49.02	50.93	56.67	54.70	54.11	54.18	53.97	51.82	49.59	51.76	
		Stride count	36.31	36.07	35.71	35.03	33.21	33.80	33.99	33.97	34.03	34.73	35.50	451.77	

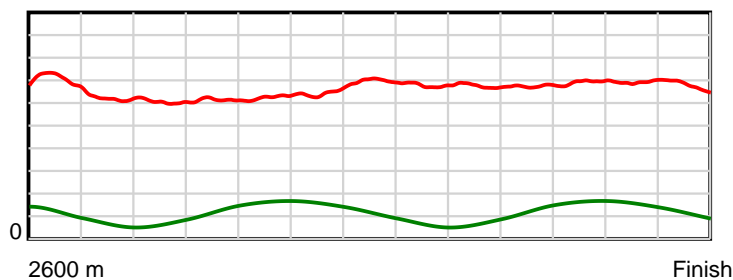
10 m Stride length



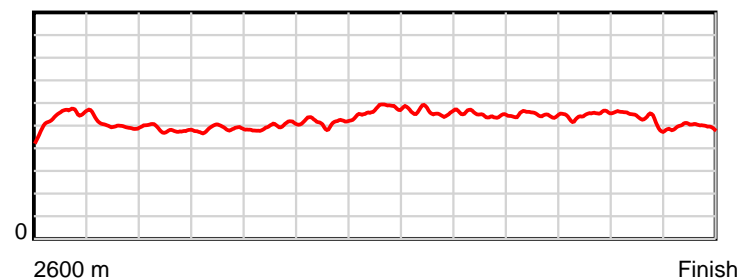
0.6 s Stride duration



20 m/sec Speed



100 % Stride efficiency



Note: Horizontal distance axis grid lines are 200m furlongs.

Disclaimer.

HRNZ and NZMTC and Thoroughbred Ratings Pty Ltd accepts no responsibility for the completeness or accuracy of any of the information contained herein, and makes no representations about its suitability for any particular purpose. Users should make their own judgements about those matters and/or seek independent advice. You assume all risks associated with use of the data provided on this page.



Race Results



July 28, 2024, Race 5, , Distance 2600m, Addington - Survey 3200m

Result	TAB no.	Horse (Barrier)	2600 to 2400m	2400m to 2200m
4th	10	Tact Teena (9)		
		Position in running (margin)	-	6(3.5)
		Sectional time (s)	14.58	16.31
		Cumulative time (s)	198.68	184.10
		Speed (m/s)	13.72	12.26
		Stride length (m)	6.12	5.63
		Stride duration (s)	0.431	0.459
		Stride efficiency (%)	58.57	49.46
		Stride count	32.67	35.55

Disclaimer.

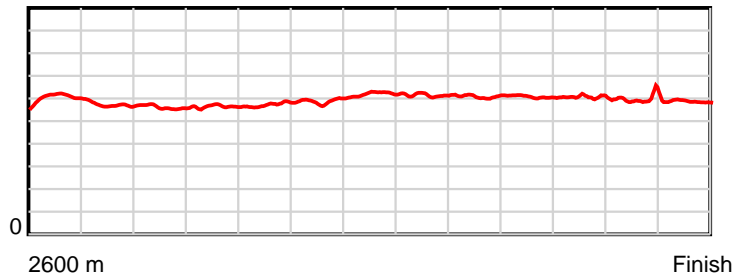
HRNZ and NZMTC and Thoroughbred Ratings Pty Ltd accepts no responsibility for the completeness or accuracy of any of the information contained herein, and makes no representations about its suitability for any particular purpose. Users should make their own judgements about those matters and/or seek independent advice. You assume all risks associated with use of the data provided on this page.

Race Results

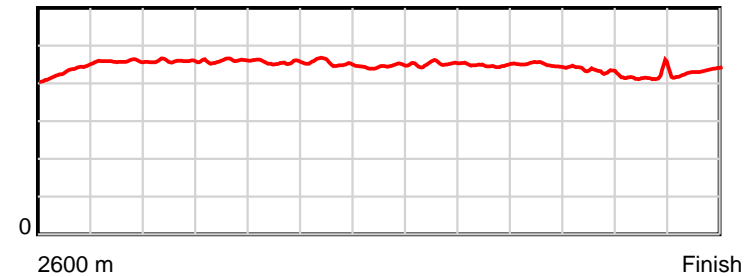
July 28, 2024, Race 5, , Distance 2600m, Addington - Survey 3200m

Result	TAB no.	Horse (Barrier)	2200m to	2000m to	1800m to	1600m to	1400m to	1200m to	1000m to	800m to	600m to	400m to	200m to	Total or	Margin
4th	10	Tact Teena (9)	2000m	1800m	1600m	1400m	1200m	1000m	800m	600m	400m	200m	WP	Average	
		Position in running (margin)	4(4.0)	5(4.3)	5(4.3)	6(4.3)	6(3.6)	7(6.1)	7(5.5)	7(5.9)	7(6.2)	6(5.7)	5(5.3)		3.50
		Sectional time (s)	16.71	16.37	16.12	15.56	14.41	14.92	14.91	14.90	14.58	14.51	14.80		
		Cumulative time (s)	167.79	151.08	134.71	118.59	103.03	88.62	73.70	58.79	43.89	29.31	14.80	3:18.68	
		Speed (m/s)	11.97	12.22	12.41	12.85	13.88	13.40	13.41	13.42	13.72	13.78	13.51	13.09	
		Stride length (m)	5.49	5.62	5.66	5.84	6.18	6.06	6.01	6.03	5.95	5.74	5.85	5.85	
		Stride duration (s)	0.459	0.460	0.456	0.454	0.445	0.452	0.448	0.449	0.434	0.417	0.433	0.447	
		Stride efficiency (%)	47.14	49.32	49.99	53.25	59.60	57.36	56.40	56.85	55.28	51.52	53.55	53.51	
		Stride count	36.42	35.60	35.36	34.26	32.38	33.01	33.29	33.16	33.63	34.83	34.16	444.32	

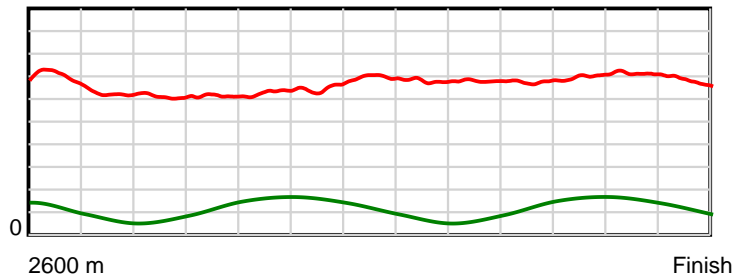
10 m Stride length



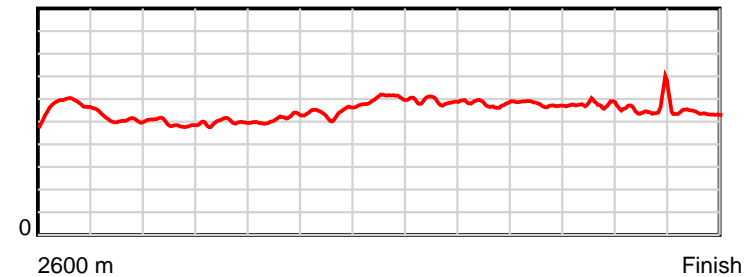
0.6 s Stride duration



20 m/sec Speed



100 % Stride efficiency



Note: Horizontal distance axis grid lines are 200m furlongs.

Disclaimer.

HRNZ and NZMTC and Thoroughbred Ratings Pty Ltd accepts no responsibility for the completeness or accuracy of any of the information contained herein, and makes no representations about its suitability for any particular purpose. Users should make their own judgements about those matters and/or seek independent advice. You assume all risks associated with use of the data provided on this page.



Race Results



July 28, 2024, Race 5, , Distance 2600m, Addington - Survey 3200m

Result	TAB no.	Horse (Barrier)	2600 to	2400m to
5th	2	Sports Babe (2)	2400m	2200m
		Position in running (margin)	-	5(3.5)
		Sectional time (s)	14.68	16.66
		Cumulative time (s)	199.02	184.34
		Speed (m/s)	13.62	12.00
		Stride length (m)	5.90	5.41
		Stride duration (s)	0.421	0.451
		Stride efficiency (%)	54.39	45.74
		Stride count	33.90	36.97

Disclaimer.

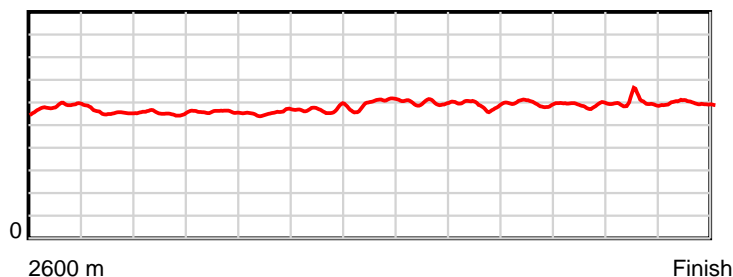
HRNZ and NZMTC and Thoroughbred Ratings Pty Ltd accepts no responsibility for the completeness or accuracy of any of the information contained herein, and makes no representations about its suitability for any particular purpose. Users should make their own judgements about those matters and/or seek independent advice. You assume all risks associated with use of the data provided on this page.

Race Results

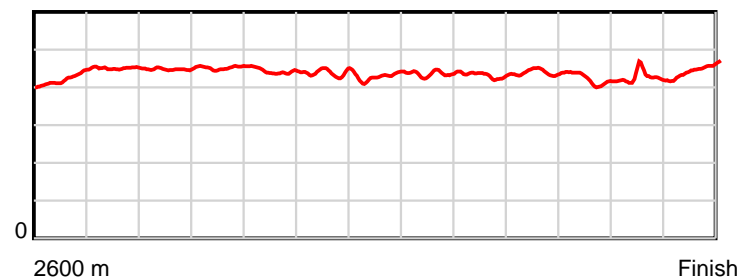
July 28, 2024, Race 5, , Distance 2600m, Addington - Survey 3200m

Result	TAB no.	Horse (Barrier)	2200m to	2000m to	1800m to	1600m to	1400m to	1200m to	1000m to	800m to	600m to	400m to	200m to	Total or	Margin
5th	2	Sports Babe (2)	2000m	1800m	1600m	1400m	1200m	1000m	800m	600m	400m	200m	WP	Average	
		Position in running (margin)	6(6.1)	6(5.4)	6(4.9)	7(5.7)	9(6.1)	9(8.4)	9(8.3)	9(9.0)	10(8.9)	8(7.4)	6(5.7)		5.30
		Sectional time (s)	16.55	16.27	16.26	15.75	14.39	15.00	14.96	14.83	14.40	14.30	14.97		
		Cumulative time (s)	167.68	151.13	134.86	118.60	102.85	88.46	73.46	58.50	43.67	29.27	14.97	3:19.02	
		Speed (m/s)	12.08	12.29	12.30	12.70	13.90	13.33	13.37	13.49	13.89	13.99	13.36	13.06	
		Stride length (m)	5.42	5.56	5.45	5.58	5.96	5.82	5.77	5.93	5.84	5.94	6.00	5.73	
		Stride duration (s)	0.448	0.452	0.443	0.439	0.429	0.437	0.431	0.440	0.420	0.424	0.449	0.438	
		Stride efficiency (%)	45.88	48.24	46.36	48.66	55.51	52.92	51.99	54.96	53.27	55.06	56.28	51.26	
		Stride count	36.91	36.00	36.72	35.84	33.56	34.37	34.67	33.73	34.26	33.69	33.33	453.95	

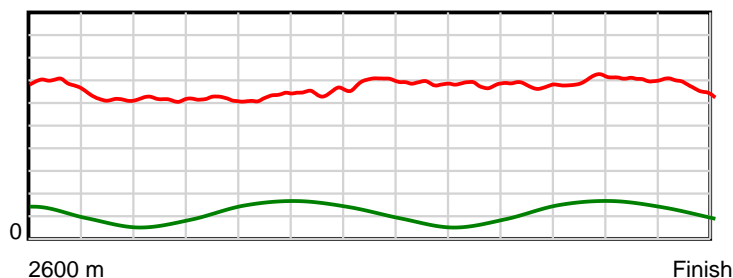
10 m Stride length



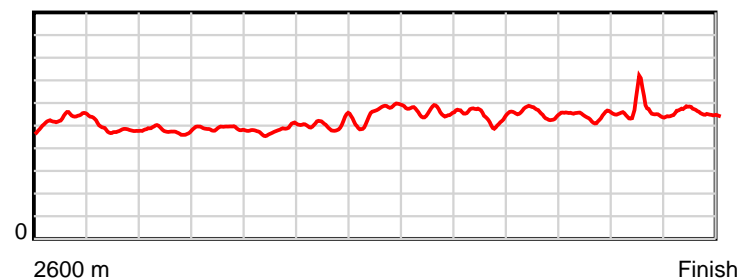
0.6 s Stride duration



20 m/sec Speed



100 % Stride efficiency



Note: Horizontal distance axis grid lines are 200m furlongs.

Disclaimer.

HRNZ and NZMTC and Thoroughbred Ratings Pty Ltd accepts no responsibility for the completeness or accuracy of any of the information contained herein, and makes no representations about its suitability for any particular purpose. Users should make their own judgements about those matters and/or seek independent advice. You assume all risks associated with use of the data provided on this page.



Race Results



July 28, 2024, Race 5, , Distance 2600m, Addington - Survey 3200m

Result	TAB no.	Horse (Barrier)	2600 to	2400m to
6th	5	Rollwithit (5)	2400m	2200m
		Position in running (margin)	-	2(1.6)
		Sectional time (s)	14.49	16.62
		Cumulative time (s)	199.42	184.93
		Speed (m/s)	13.80	12.03
		Stride length (m)	6.26	5.50
		Stride duration (s)	0.440	0.457
		Stride efficiency (%)	61.15	47.22
		Stride count	31.97	36.38

Disclaimer.

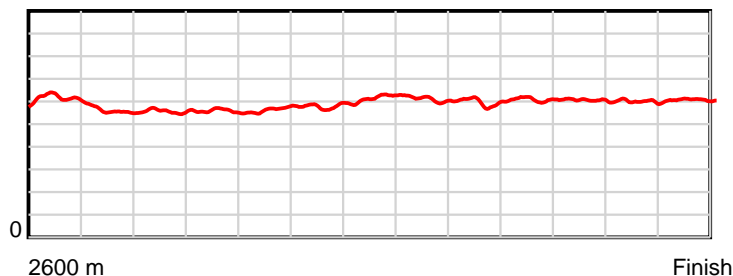
HRNZ and NZMTC and Thoroughbred Ratings Pty Ltd accepts no responsibility for the completeness or accuracy of any of the information contained herein, and makes no representations about its suitability for any particular purpose. Users should make their own judgements about those matters and/or seek independent advice. You assume all risks associated with use of the data provided on this page.

Race Results

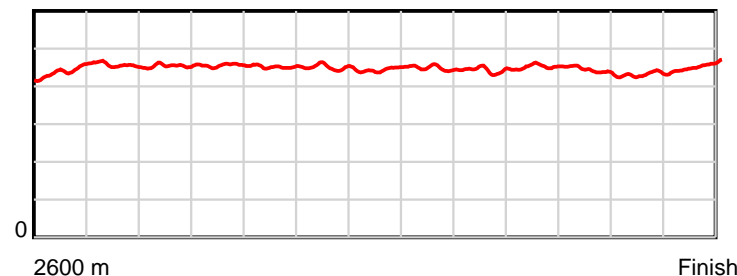
July 28, 2024, Race 5, , Distance 2600m, Addington - Survey 3200m

Result	TAB no.	Horse (Barrier)	2200m to	2000m to	1800m to	1600m to	1400m to	1200m to	1000m to	800m to	600m to	400m to	200m to	Total or	Margin
6th	5	Rollwithit (5)	2000m	1800m	1600m	1400m	1200m	1000m	800m	600m	400m	200m	WP	Average	
		Position in running (margin)	5(4.1)	4(3.5)	4(3.0)	4(3.3)	7(4.2)	8(6.6)	8(6.5)	8(7.2)	8(7.1)	9(7.9)	8(8.5)		7.50
		Sectional time (s)	16.57	16.28	16.17	15.82	14.40	15.00	14.97	14.83	14.80	14.68	14.79		
		Cumulative time (s)	168.31	151.74	135.46	119.29	103.47	89.07	74.07	59.10	44.27	29.47	14.79	3:19.42	
		Speed (m/s)	12.07	12.29	12.37	12.64	13.89	13.33	13.36	13.49	13.51	13.62	13.52	13.04	
		Stride length (m)	5.48	5.60	5.59	5.70	6.16	5.97	5.92	6.10	5.96	5.90	6.15	5.86	
		Stride duration (s)	0.454	0.456	0.452	0.451	0.444	0.448	0.443	0.452	0.441	0.433	0.455	0.449	
		Stride efficiency (%)	46.90	48.95	48.83	50.70	59.34	55.76	54.82	58.09	55.48	54.35	59.06	53.59	
		Stride count	36.51	35.73	35.78	35.11	32.46	33.48	33.77	32.80	33.57	33.91	32.53	444.00	

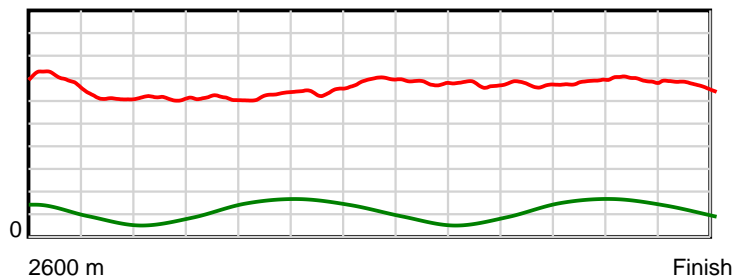
10 m Stride length



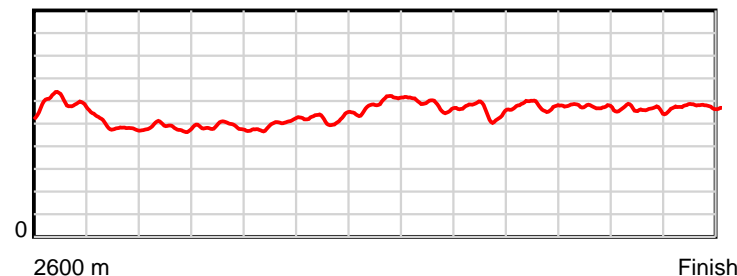
0.6 s Stride duration



20 m/sec Speed



100 % Stride efficiency



Note: Horizontal distance axis grid lines are 200m furlongs.

Disclaimer.

HRNZ and NZMTC and Thoroughbred Ratings Pty Ltd accepts no responsibility for the completeness or accuracy of any of the information contained herein, and makes no representations about its suitability for any particular purpose. Users should make their own judgements about those matters and/or seek independent advice. You assume all risks associated with use of the data provided on this page.



Race Results



July 28, 2024, Race 5, , Distance 2600m, Addington - Survey 3200m

Result	TAB no.	Horse (Barrier)	2600 to	2400m to
7th	6	Ivona Dadic (6)	2400m	2200m
		Position in running (margin)	-	4(1.7)
		Sectional time (s)	14.30	16.36
		Cumulative time (s)	199.74	185.44
		Speed (m/s)	13.99	12.22
		Stride length (m)	6.51	5.80
		Stride duration (s)	0.456	0.475
		Stride efficiency (%)	66.30	52.61
		Stride count	30.70	34.47

Disclaimer.

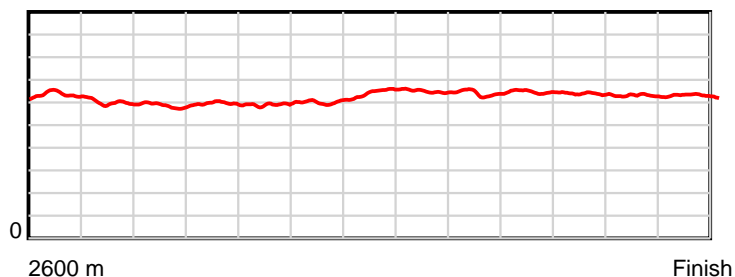
HRNZ and NZMTC and Thoroughbred Ratings Pty Ltd accepts no responsibility for the completeness or accuracy of any of the information contained herein, and makes no representations about its suitability for any particular purpose. Users should make their own judgements about those matters and/or seek independent advice. You assume all risks associated with use of the data provided on this page.

Race Results

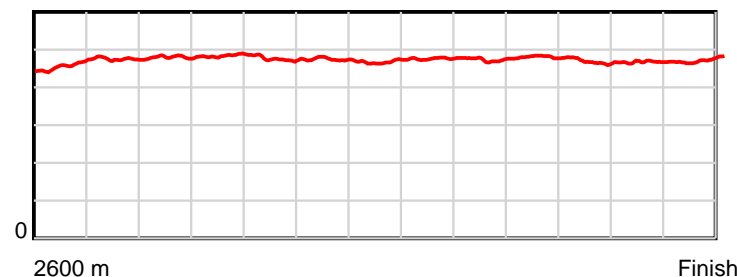
July 28, 2024, Race 5, , Distance 2600m, Addington - Survey 3200m

Result	TAB no.	Horse (Barrier)	2200m to	2000m to	1800m to	1600m to	1400m to	1200m to	1000m to	800m to	600m to	400m to	200m to	Total or	Margin
7th	6	Ivona Dadic (6)	2000m	1800m	1600m	1400m	1200m	1000m	800m	600m	400m	200m	WP	Average	
		Position in running (margin)	3(2.6)	2(1.7)	2(1.1)	2(2.1)	4(2.7)	6(4.8)	6(4.6)	6(5.7)	6(5.1)	7(7.3)	9(11.0)		9.20
		Sectional time (s)	16.52	16.26	16.29	15.78	14.35	14.99	15.01	14.76	15.03	15.18	14.91		
		Cumulative time (s)	169.08	152.56	136.30	120.01	104.23	89.88	74.89	59.88	45.12	30.09	14.91	3:19.74	
		Speed (m/s)	12.11	12.30	12.28	12.67	13.94	13.34	13.32	13.55	13.31	13.18	13.41	13.02	
		Stride length (m)	5.81	5.95	5.84	6.01	6.52	6.35	6.31	6.51	6.22	6.15	6.34	6.17	
		Stride duration (s)	0.480	0.484	0.476	0.474	0.468	0.476	0.474	0.481	0.468	0.467	0.473	0.474	
		Stride efficiency (%)	52.73	55.32	53.30	56.48	66.38	63.11	62.19	66.24	60.51	59.18	62.82	59.46	
		Stride count	34.43	33.61	34.24	33.27	30.69	31.47	31.70	30.72	32.14	32.50	31.54	421.48	

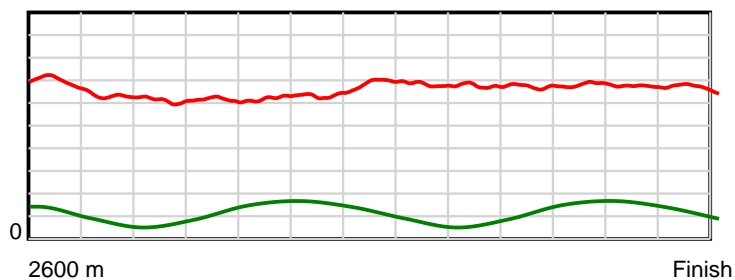
10 m Stride length



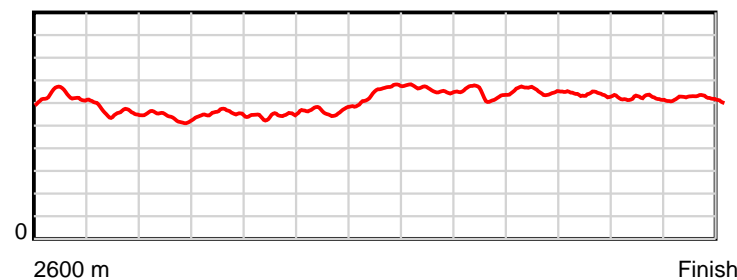
0.6 s Stride duration



20 m/sec Speed



100 % Stride efficiency



Note: Horizontal distance axis grid lines are 200m furlongs.

Disclaimer.

HRNZ and NZMTC and Thoroughbred Ratings Pty Ltd accepts no responsibility for the completeness or accuracy of any of the information contained herein, and makes no representations about its suitability for any particular purpose. Users should make their own judgements about those matters and/or seek independent advice. You assume all risks associated with use of the data provided on this page.



Race Results



July 28, 2024, Race 5, , Distance 2600m, Addington - Survey 3200m

Result	TAB no.	Horse (Barrier)	2600 to	2400m to
8th	9	Happy Harper (8)	2400m	2200m
		Position in running (margin)	-	10(8.3)
		Sectional time (s)	15.58	17.29
		Cumulative time (s)	199.83	184.25
		Speed (m/s)	12.84	11.57
		Stride length (m)	6.30	5.68
		Stride duration (s)	0.477	0.491
		Stride efficiency (%)	61.94	50.36
		Stride count	31.77	35.23

Disclaimer.

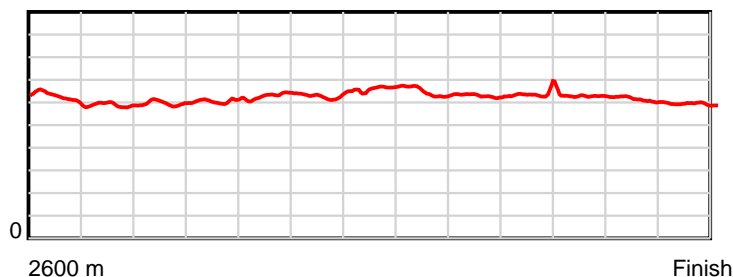
HRNZ and NZMTC and Thoroughbred Ratings Pty Ltd accepts no responsibility for the completeness or accuracy of any of the information contained herein, and makes no representations about its suitability for any particular purpose. Users should make their own judgements about those matters and/or seek independent advice. You assume all risks associated with use of the data provided on this page.

Race Results

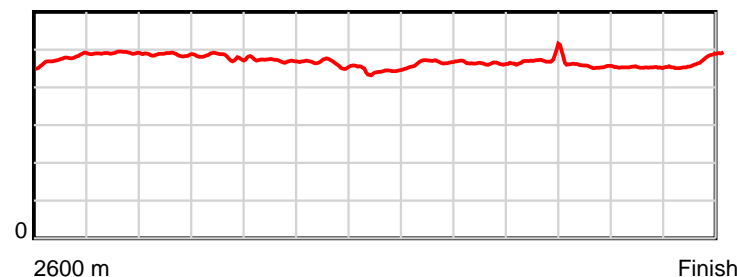
July 28, 2024, Race 5, , Distance 2600m, Addington - Survey 3200m

Result	TAB no.	Horse (Barrier)	2200m to	2000m to	1800m to	1600m to	1400m to	1200m to	1000m to	800m to	600m to	400m to	200m to	Total or	Margin
8th	9	Happy Harper (8)	2000m	1800m	1600m	1400m	1200m	1000m	800m	600m	400m	200m	WP	Average	
		Position in running (margin)	10(14.7)	10(15.0)	10(12.2)	9(8.6)	8(5.1)	2(1.5)	2(1.1)	2(2.0)	2(1.8)	3(2.1)	4(4.7)		9.70
		Sectional time (s)	16.73	15.89	15.52	15.10	13.39	14.96	14.98	14.83	14.70	15.01	15.85		
		Cumulative time (s)	166.96	150.23	134.34	118.82	103.72	90.33	75.37	60.39	45.56	30.86	15.85	3:19.83	
		Speed (m/s)	11.95	12.59	12.89	13.25	14.94	13.37	13.35	13.49	13.61	13.32	12.62	13.01	
		Stride length (m)	5.83	6.06	6.07	6.14	6.60	6.25	6.17	6.36	6.20	6.03	5.96	6.12	
		Stride duration (s)	0.487	0.482	0.471	0.463	0.442	0.468	0.462	0.472	0.456	0.453	0.473	0.470	
		Stride efficiency (%)	53.02	57.38	57.57	58.82	68.13	61.11	59.40	63.24	60.05	56.91	55.57	58.49	
		Stride count	34.33	33.01	32.95	32.60	30.29	31.98	32.44	31.44	32.26	33.14	33.54	424.98	

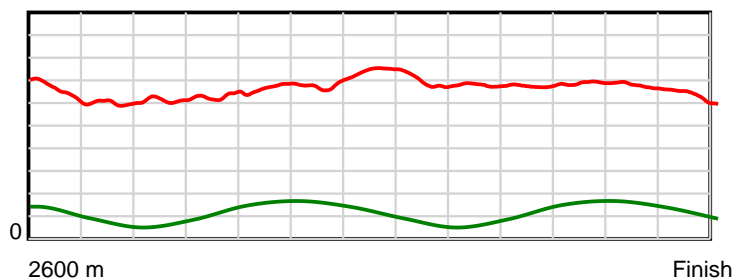
10 m Stride length



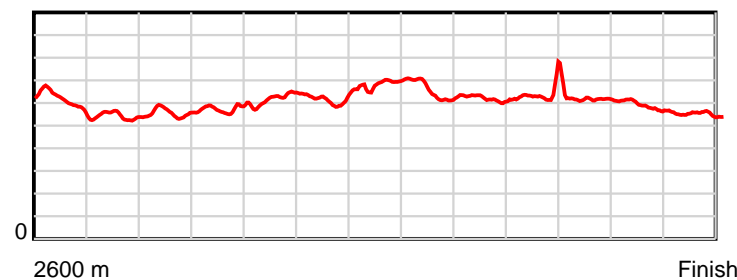
0.6 s Stride duration



20 m/sec Speed



100 % Stride efficiency



Note: Horizontal distance axis grid lines are 200m furlongs.

Disclaimer.

HRNZ and NZMTC and Thoroughbred Ratings Pty Ltd accepts no responsibility for the completeness or accuracy of any of the information contained herein, and makes no representations about its suitability for any particular purpose. Users should make their own judgements about those matters and/or seek independent advice. You assume all risks associated with use of the data provided on this page.



Race Results



July 28, 2024, Race 5, , Distance 2600m, Addington - Survey 3200m

Result	TAB no.	Horse (Barrier)	2600 to	2400m to
9th	11	Milou (10)	2400m	2200m
		Position in running (margin)	-	8(5.5)
		Sectional time (s)	15.11	16.72
		Cumulative time (s)	199.96	184.85
		Speed (m/s)	13.24	11.96
		Stride length (m)	6.31	5.66
		Stride duration (s)	0.451	0.474
		Stride efficiency (%)	62.28	50.13
		Stride count	31.68	35.31

Disclaimer.

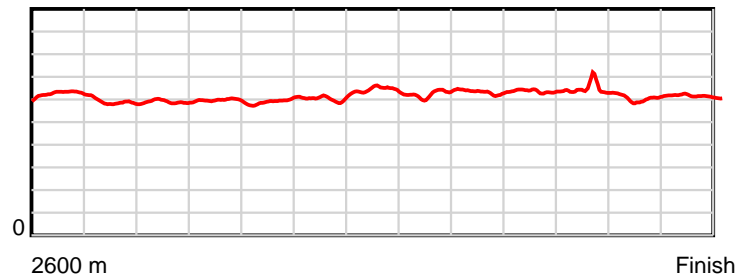
HRNZ and NZMTC and Thoroughbred Ratings Pty Ltd accepts no responsibility for the completeness or accuracy of any of the information contained herein, and makes no representations about its suitability for any particular purpose. Users should make their own judgements about those matters and/or seek independent advice. You assume all risks associated with use of the data provided on this page.

Race Results

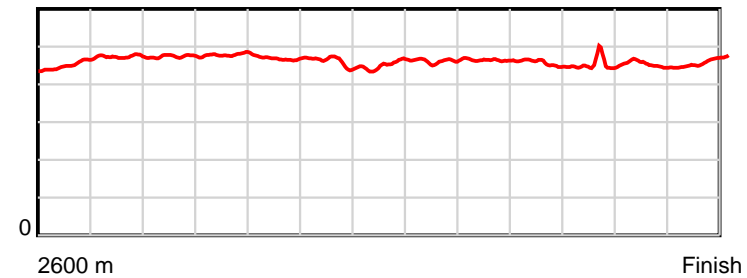
July 28, 2024, Race 5, , Distance 2600m, Addington - Survey 3200m

Result	TAB no.	Horse (Barrier)	2200m to	2000m to	1800m to	1600m to	1400m to	1200m to	1000m to	800m to	600m to	400m to	200m to	Total or	Margin
9th	11	Milou (10)	2000m	1800m	1600m	1400m	1200m	1000m	800m	600m	400m	200m	WP	Average	
		Position in running (margin)	7(8.5)	7(8.0)	7(7.3)	10(9.0)	10(7.9)	10(8.9)	10(10.4)	10(11.3)	9(8.4)	10(8.0)	10(12.0)		10.40
		Sectional time (s)	16.59	16.24	16.39	15.52	14.15	15.28	14.99	14.37	14.58	15.25	14.77		
		Cumulative time (s)	168.13	151.54	135.30	118.91	103.39	89.24	73.96	58.97	44.60	30.02	14.77	3:19.96	
		Speed (m/s)	12.06	12.32	12.20	12.89	14.13	13.09	13.34	13.92	13.72	13.11	13.54	13.00	
		Stride length (m)	5.71	5.90	5.72	5.92	6.39	6.05	6.18	6.34	6.18	5.93	6.25	6.03	
		Stride duration (s)	0.474	0.479	0.469	0.459	0.453	0.463	0.463	0.456	0.450	0.452	0.462	0.464	
		Stride efficiency (%)	50.96	54.34	51.09	54.80	63.88	57.29	59.67	62.82	59.59	54.87	61.06	56.86	
		Stride count	35.02	33.92	34.98	33.77	31.28	33.03	32.37	31.54	32.39	33.75	32.00	431.04	

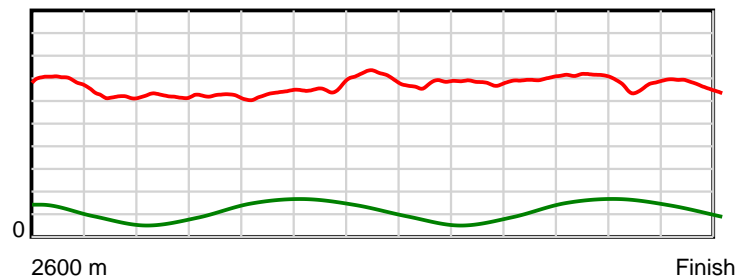
10 m Stride length



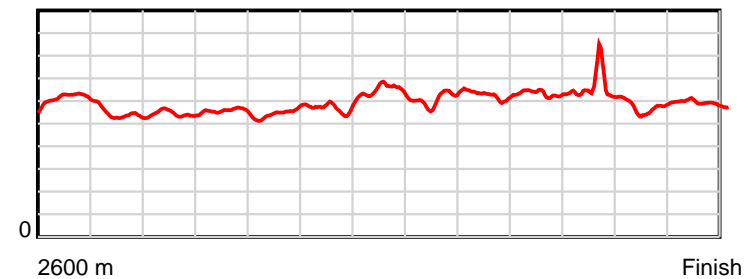
0.6 s Stride duration



20 m/sec Speed



100 % Stride efficiency



Note: Horizontal distance axis grid lines are 200m furlongs.

Disclaimer.

HRNZ and NZMTC and Thoroughbred Ratings Pty Ltd accepts no responsibility for the completeness or accuracy of any of the information contained herein, and makes no representations about its suitability for any particular purpose. Users should make their own judgements about those matters and/or seek independent advice. You assume all risks associated with use of the data provided on this page.



Race Results



July 28, 2024, Race 5, , Distance 2600m, Addington - Survey 3200m

Result	TAB no.	Horse (Barrier)	2600 to	2400m to
10th	3	Flo Motion (3)	2400m	2200m
		Position in running (margin)	-	7(4.8)
		Sectional time (s)	14.85	17.15
		Cumulative time (s)	200.12	185.27
		Speed (m/s)	13.47	11.66
		Stride length (m)	6.25	5.58
		Stride duration (s)	0.454	0.478
		Stride efficiency (%)	61.09	48.61
		Stride count	31.99	35.86

Disclaimer.

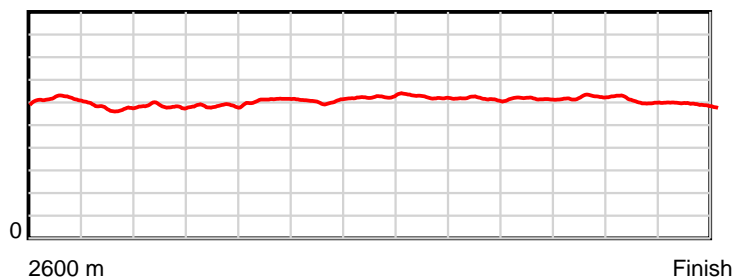
HRNZ and NZMTC and Thoroughbred Ratings Pty Ltd accepts no responsibility for the completeness or accuracy of any of the information contained herein, and makes no representations about its suitability for any particular purpose. Users should make their own judgements about those matters and/or seek independent advice. You assume all risks associated with use of the data provided on this page.

Race Results

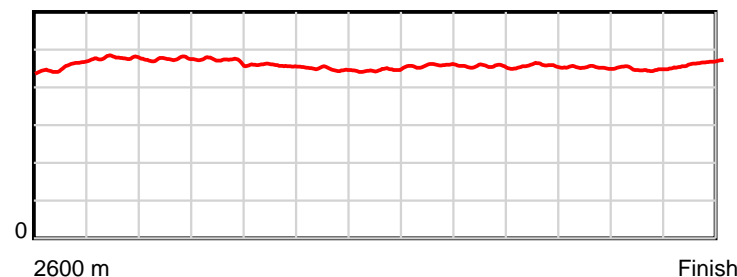
July 28, 2024, Race 5, , Distance 2600m, Addington - Survey 3200m

Result	TAB no.	Horse (Barrier)	2200m to	2000m to	1800m to	1600m to	1400m to	1200m to	1000m to	800m to	600m to	400m to	200m to	Total or	Margin
10th	3	Flo Motion (3)	2000m	1800m	1600m	1400m	1200m	1000m	800m	600m	400m	200m	WP	Average	
		Position in running (margin)	8(10.4)	8(10.0)	8(8.5)	5(4.3)	2(1.4)	4(2.9)	4(2.9)	4(3.6)	4(3.5)	5(3.8)	7(7.3)		11.30
		Sectional time (s)	16.60	16.12	15.42	15.20	14.25	15.02	14.97	14.83	14.71	15.16	15.84		
		Cumulative time (s)	168.12	151.52	135.40	119.98	104.78	90.53	75.51	60.54	45.71	31.00	15.84	3:20.12	
		Speed (m/s)	12.05	12.41	12.97	13.16	14.04	13.32	13.36	13.49	13.60	13.19	12.63	12.99	
		Stride length (m)	5.72	5.84	5.95	5.90	6.27	6.10	6.08	6.17	6.16	5.91	5.88	5.98	
		Stride duration (s)	0.475	0.471	0.459	0.448	0.447	0.458	0.455	0.457	0.453	0.448	0.465	0.460	
		Stride efficiency (%)	51.12	53.38	55.27	54.34	61.40	58.14	57.73	59.49	59.23	54.53	54.00	55.84	
		Stride count	34.97	34.22	33.63	33.91	31.91	32.79	32.90	32.41	32.49	33.86	34.02	434.96	

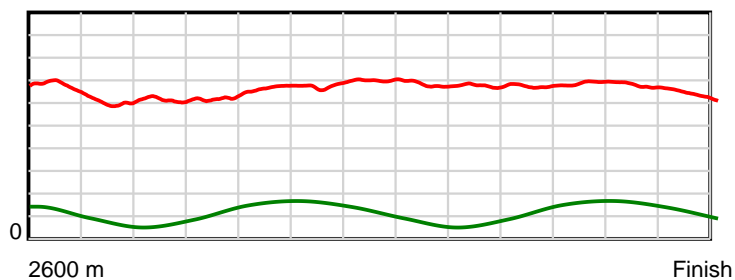
10 m Stride length



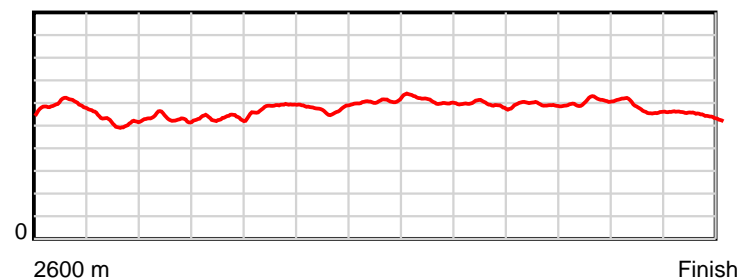
0.6 s Stride duration



20 m/sec Speed



100 % Stride efficiency



Note: Horizontal distance axis grid lines are 200m furlongs.

Disclaimer.

HRNZ and NZMTC and Thoroughbred Ratings Pty Ltd accepts no responsibility for the completeness or accuracy of any of the information contained herein, and makes no representations about its suitability for any particular purpose. Users should make their own judgements about those matters and/or seek independent advice. You assume all risks associated with use of the data provided on this page.