



Race Results

NZ Metropolitan Trotting Club Inc, HRNZ, July 28, 2024

Compilation date: July 28, 2024, 3:25:30 PM (NZST)

Copyright © 2024 HRNZ and NZMTC. All rights reserved.

Trademarks.

StrideMASTER is a registered trademark of Thoroughbred Ratings Pty Ltd.

Disclaimer.

HRNZ and NZMTC and Thoroughbred Ratings Pty Ltd accepts no responsibility for the completeness or accuracy of any of the information contained herein, and makes no representations about its suitability for any particular purpose. Users should make their own judgements about those matters and/or seek independent advice. You assume all risks associated with use of the data provided on this page.



Race Results



July 28, 2024, Race 6, , Distance 2600m, Addington - Survey 3200m

Result	TAB no.	Horse (Barrier)	2600 to	2400m to
1st	5	Royal Diedre (5)	2400m	2200m
		Position in running (margin)	-	1(0.0)
		Sectional time (s)	16.43	15.19
		Cumulative time (s)	203.80	187.37
		Speed (m/s)	12.17	13.17
		Stride length (m)	5.64	5.98
		Stride duration (s)	0.461	0.454
		Stride efficiency (%)	49.79	55.94
		Stride count	35.43	33.43

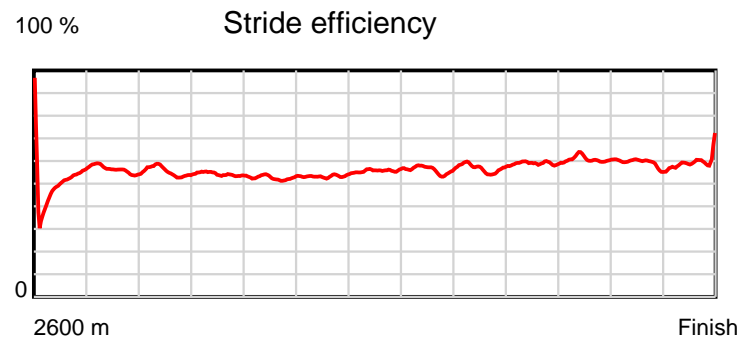
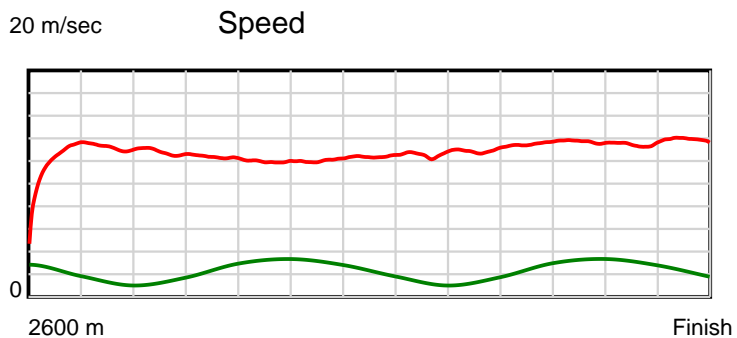
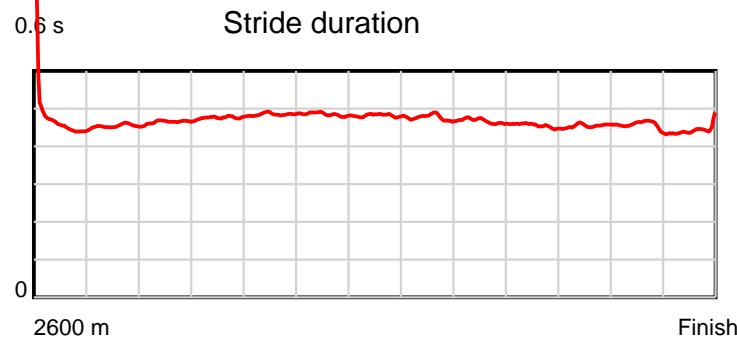
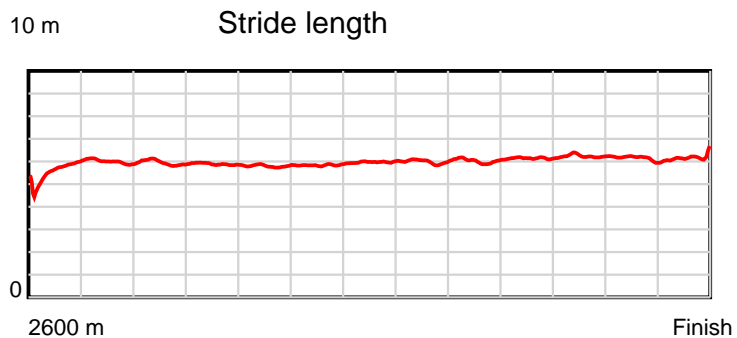
Disclaimer.

HRNZ and NZMTC and Thoroughbred Ratings Pty Ltd accepts no responsibility for the completeness or accuracy of any of the information contained herein, and makes no representations about its suitability for any particular purpose. Users should make their own judgements about those matters and/or seek independent advice. You assume all risks associated with use of the data provided on this page.

Race Results

July 28, 2024, Race 6, , Distance 2600m, Addington - Survey 3200m

Result	TAB no.	Horse (Barrier)	2200m to	2000m to	1800m to	1600m to	1400m to	1200m to	1000m to	800m to	600m to	400m to	200m to	Total or	Margin
1st	5	Royal Diedre (5)	2000m	1800m	1600m	1400m	1200m	1000m	800m	600m	400m	200m	WP	Average	
		Position in running (margin)	2(2.2)	2(1.6)	2(1.5)	2(1.9)	2(2.8)	2(2.6)	2(2.3)	2(1.5)	3(1.6)	2(2.1)	2(2.4)		0.00
		Sectional time (s)	15.66	16.31	16.84	16.72	16.22	16.06	15.46	14.95	14.69	14.90	14.37		
		Cumulative time (s)	172.18	156.52	140.21	123.37	106.65	90.43	74.37	58.91	43.96	29.27	14.37	3:23.80	
		Speed (m/s)	12.77	12.26	11.88	11.96	12.33	12.45	12.94	13.38	13.61	13.42	13.92	12.76	
		Stride length (m)	5.94	5.84	5.76	5.80	5.94	5.92	6.04	6.08	6.19	6.12	6.20	5.95	
		Stride duration (s)	0.465	0.476	0.485	0.485	0.482	0.476	0.467	0.455	0.455	0.456	0.446	0.467	
		Stride efficiency (%)	55.05	53.27	51.79	52.59	55.13	54.81	57.07	57.84	59.93	58.46	60.13	55.40	
		Stride count	33.70	34.26	34.74	34.48	33.67	33.77	33.10	32.87	32.29	32.70	32.24	436.68	



Note: Horizontal distance axis grid lines are 200m furlongs.

Disclaimer.

HRNZ and NZMTC and Thoroughbred Ratings Pty Ltd accepts no responsibility for the completeness or accuracy of any of the information contained herein, and makes no representations about its suitability for any particular purpose. Users should make their own judgements about those matters and/or seek independent advice. You assume all risks associated with use of the data provided on this page.



Race Results



July 28, 2024, Race 6, , Distance 2600m, Addington - Survey 3200m

Result	TAB no.	Horse (Barrier)	2600 to	2400m to
2nd	3	Paramount Lady (3)	2400m	2200m
		Position in running (margin)	-	2(0.7)
		Sectional time (s)	16.69	14.70
		Cumulative time (s)	203.88	187.19
		Speed (m/s)	11.98	13.61
		Stride length (m)	6.15	6.65
		Stride duration (s)	0.483	0.488
		Stride efficiency (%)	59.18	69.00
		Stride count	32.50	30.10

Disclaimer.

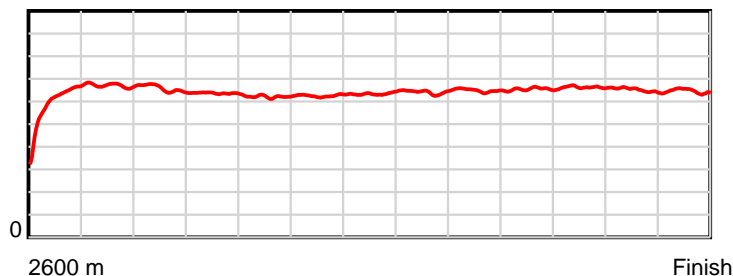
HRNZ and NZMTC and Thoroughbred Ratings Pty Ltd accepts no responsibility for the completeness or accuracy of any of the information contained herein, and makes no representations about its suitability for any particular purpose. Users should make their own judgements about those matters and/or seek independent advice. You assume all risks associated with use of the data provided on this page.

Race Results

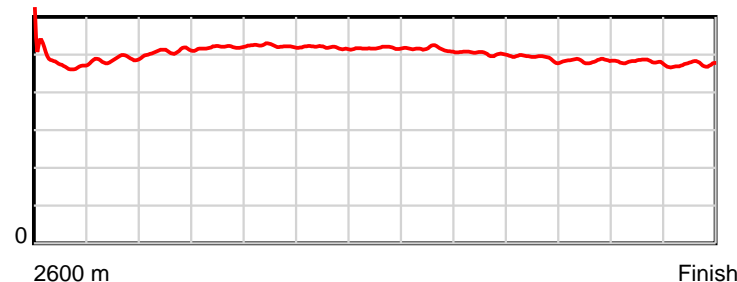
July 28, 2024, Race 6, , Distance 2600m, Addington - Survey 3200m

Result	TAB no.	Horse (Barrier)	2200m to	2000m to	1800m to	1600m to	1400m to	1200m to	1000m to	800m to	600m to	400m to	200m to	Total or	Margin
2nd	3	Paramount Lady (3)	2000m	1800m	1600m	1400m	1200m	1000m	800m	600m	400m	200m	WP	Average	
		Position in running (margin)	1(0.0)	1(0.0)	1(0.0)	1(0.0)	1(0.0)	1(0.0)	1(0.0)	1(0.0)	1(0.0)	1(0.0)	1(0.0)		0.40
		Sectional time (s)	15.76	16.32	16.77	16.58	16.25	16.11	15.58	14.93	14.60	14.85	14.74		
		Cumulative time (s)	172.49	156.73	140.41	123.64	107.06	90.81	74.70	59.12	44.19	29.59	14.74	3:23.88	
		Speed (m/s)	12.69	12.25	11.93	12.06	12.31	12.41	12.84	13.40	13.70	13.47	13.57	12.75	
		Stride length (m)	6.46	6.37	6.24	6.26	6.37	6.39	6.46	6.58	6.63	6.47	6.41	6.41	
		Stride duration (s)	0.509	0.520	0.523	0.519	0.517	0.515	0.503	0.491	0.484	0.480	0.473	0.503	
		Stride efficiency (%)	65.12	63.46	60.77	61.18	63.37	63.79	65.16	67.63	68.63	65.39	64.28	64.29	
		Stride count	30.98	31.38	32.07	31.96	31.41	31.30	30.97	30.40	30.18	30.92	31.18	405.35	

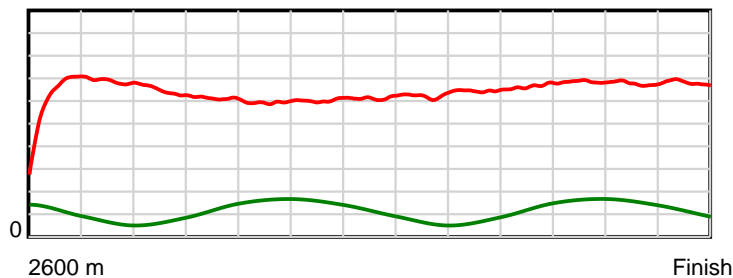
10 m Stride length



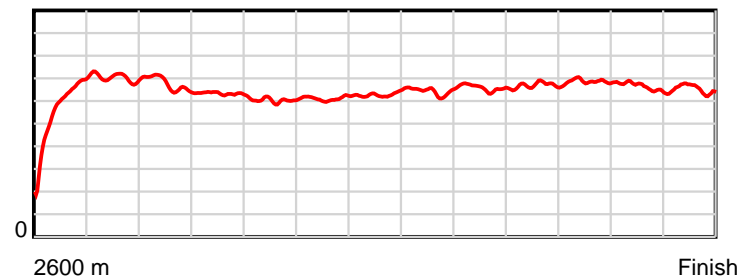
0.6 s Stride duration



20 m/sec Speed



100 % Stride efficiency



Note: Horizontal distance axis grid lines are 200m furlongs.

Disclaimer.

HRNZ and NZMTC and Thoroughbred Ratings Pty Ltd accepts no responsibility for the completeness or accuracy of any of the information contained herein, and makes no representations about its suitability for any particular purpose. Users should make their own judgements about those matters and/or seek independent advice. You assume all risks associated with use of the data provided on this page.



Race Results



July 28, 2024, Race 6, , Distance 2600m, Addington - Survey 3200m

Result	TAB no.	Horse (Barrier)	2600 to	2400m to
3rd	9	Dancing Glenis (0)	2400m	2200m
		Position in running (margin)	-	6(7.2)
		Sectional time (s)	17.58	15.84
		Cumulative time (s)	204.30	186.72
		Speed (m/s)	11.37	12.63
		Stride length (m)	5.68	5.96
		Stride duration (s)	0.482	0.472
		Stride efficiency (%)	50.38	55.57
		Stride count	35.22	33.54

Disclaimer.

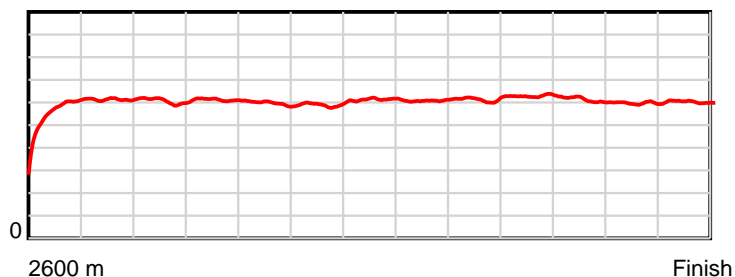
HRNZ and NZMTC and Thoroughbred Ratings Pty Ltd accepts no responsibility for the completeness or accuracy of any of the information contained herein, and makes no representations about its suitability for any particular purpose. Users should make their own judgements about those matters and/or seek independent advice. You assume all risks associated with use of the data provided on this page.

Race Results

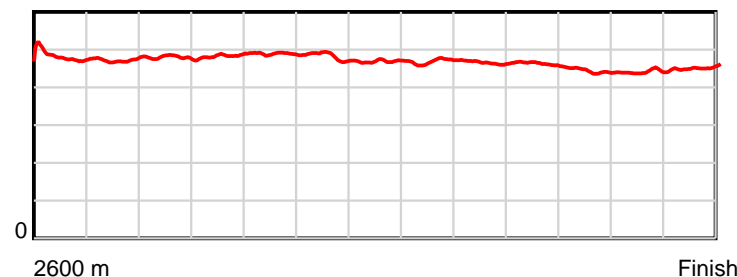
July 28, 2024, Race 6, , Distance 2600m, Addington - Survey 3200m

Result	TAB no.	Horse (Barrier)	2200m to	2000m to	1800m to	1600m to	1400m to	1200m to	1000m to	800m to	600m to	400m to	200m to	Total or	Margin
3rd	9	Dancing Glenis (0)	2000m	1800m	1600m	1400m	1200m	1000m	800m	600m	400m	200m	WP	Average	
		Position in running (margin)	6(13.4)	6(15.0)	6(12.5)	6(11.7)	6(10.8)	3(5.0)	3(2.9)	3(2.1)	2(1.0)	3(2.2)	3(2.8)		2.70
		Sectional time (s)	16.03	15.91	16.64	16.43	15.28	15.75	15.45	14.76	14.79	14.96	14.88		
		Cumulative time (s)	170.88	154.85	138.94	122.30	105.87	90.59	74.84	59.39	44.63	29.84	14.88	3:24.30	
		Speed (m/s)	12.48	12.57	12.02	12.17	13.09	12.70	12.94	13.55	13.52	13.37	13.44	12.73	
		Stride length (m)	5.98	6.08	5.88	5.87	6.14	5.95	6.02	6.26	5.99	5.90	6.08	5.98	
		Stride duration (s)	0.479	0.483	0.489	0.482	0.469	0.469	0.465	0.462	0.443	0.442	0.453	0.470	
		Stride efficiency (%)	55.88	57.69	54.00	53.84	58.87	55.35	56.67	61.33	56.11	54.44	57.85	55.91	
		Stride count	33.45	32.92	34.02	34.07	32.58	33.60	33.21	31.93	33.38	33.89	32.87	434.68	

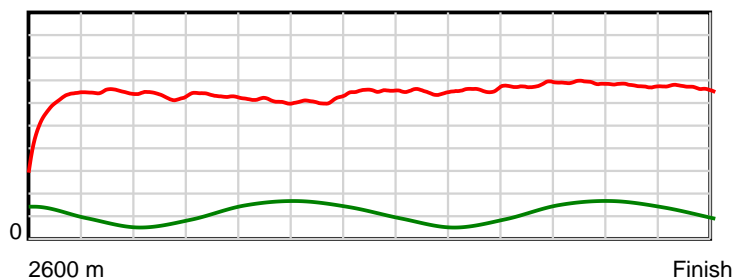
10 m Stride length



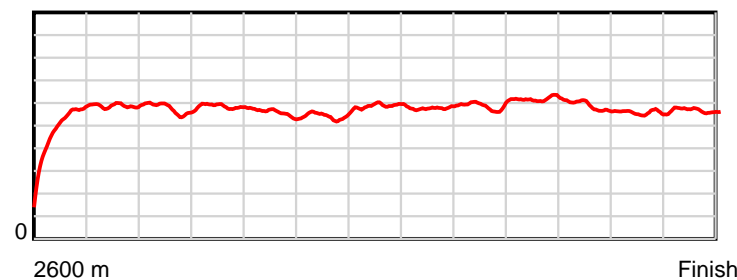
0.6 s Stride duration



20 m/sec Speed



100 % Stride efficiency



Note: Horizontal distance axis grid lines are 200m furlongs.

Disclaimer.

HRNZ and NZMTC and Thoroughbred Ratings Pty Ltd accepts no responsibility for the completeness or accuracy of any of the information contained herein, and makes no representations about its suitability for any particular purpose. Users should make their own judgements about those matters and/or seek independent advice. You assume all risks associated with use of the data provided on this page.



Race Results



July 28, 2024, Race 6, , Distance 2600m, Addington - Survey 3200m

Result	TAB no.	Horse (Barrier)	2600 to	2400m to
4th	8	Waihemo Hannah (1)	2400m	2200m
		Position in running (margin)	-	3(1.6)
		Sectional time (s)	16.60	15.32
		Cumulative time (s)	204.92	188.32
		Speed (m/s)	12.05	13.05
		Stride length (m)	5.80	6.11
		Stride duration (s)	0.454	0.468
		Stride efficiency (%)	52.56	58.29
		Stride count	34.48	32.75

Disclaimer.

HRNZ and NZMTC and Thoroughbred Ratings Pty Ltd accepts no responsibility for the completeness or accuracy of any of the information contained herein, and makes no representations about its suitability for any particular purpose. Users should make their own judgements about those matters and/or seek independent advice. You assume all risks associated with use of the data provided on this page.



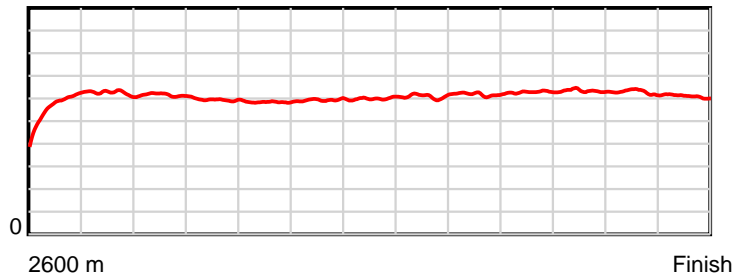
Race Results



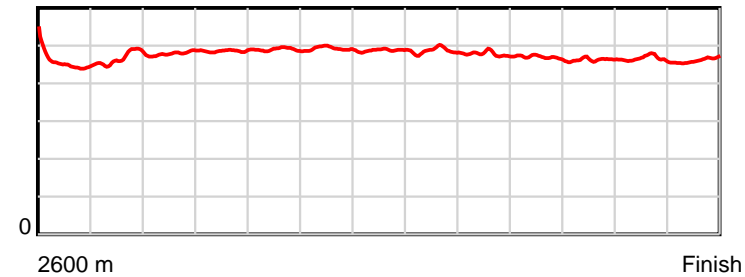
July 28, 2024, Race 6, , Distance 2600m, Addington - Survey 3200m

Result	TAB no.	Horse (Barrier)	2200m to	2000m to	1800m to	1600m to	1400m to	1200m to	1000m to	800m to	600m to	400m to	200m to	Total or	Margin
4th	8	Waihemo Hannah (1)	2000m	1800m	1600m	1400m	1200m	1000m	800m	600m	400m	200m	WP	Average	
		Position in running (margin)	3(4.6)	3(3.7)	3(3.7)	3(3.6)	3(5.0)	4(5.1)	4(4.4)	4(3.4)	4(3.3)	4(3.8)	4(4.9)		6.00
		Sectional time (s)	15.60	16.32	16.76	16.83	16.26	16.00	15.41	14.92	14.68	15.03	15.19		
		Cumulative time (s)	173.00	157.40	141.08	124.32	107.49	91.23	75.23	59.82	44.90	30.22	15.19	3:24.92	
		Speed (m/s)	12.82	12.25	11.93	11.88	12.30	12.50	12.98	13.40	13.62	13.31	13.17	12.69	
		Stride length (m)	6.14	5.95	5.84	5.85	6.00	6.08	6.19	6.29	6.31	6.19	6.09	6.06	
		Stride duration (s)	0.479	0.486	0.490	0.492	0.488	0.486	0.477	0.469	0.463	0.465	0.463	0.478	
		Stride efficiency (%)	58.98	55.39	53.38	53.46	56.23	57.67	59.97	61.80	62.12	59.84	58.02	57.40	
		Stride count	32.55	33.59	34.22	34.19	33.34	32.92	32.29	31.80	31.72	32.32	32.82	428.99	

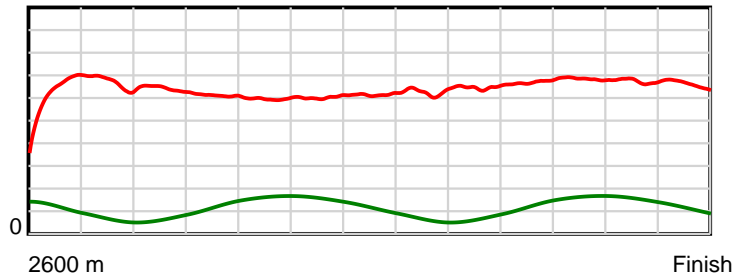
10 m Stride length



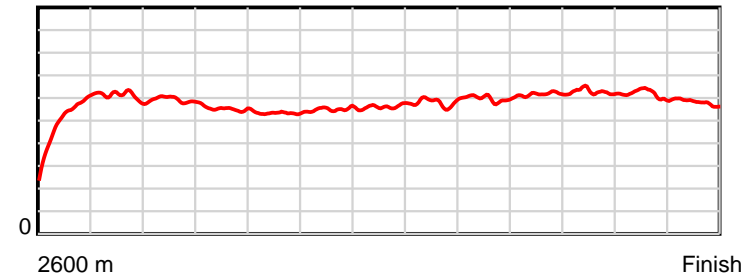
0.6 s Stride duration



20 m/sec Speed



100 % Stride efficiency



Note: Horizontal distance axis grid lines are 200m furlongs.

Disclaimer.

HRNZ and NZMTC and Thoroughbred Ratings Pty Ltd accepts no responsibility for the completeness or accuracy of any of the information contained herein, and makes no representations about its suitability for any particular purpose. Users should make their own judgements about those matters and/or seek independent advice. You assume all risks associated with use of the data provided on this page.



Race Results



July 28, 2024, Race 6, , Distance 2600m, Addington - Survey 3200m

Result	TAB no.	Horse (Barrier)	2600 to	2400m to
5th	1	Quik Sharnie (2)	2400m	2200m
		Position in running (margin)	-	4(3.3)
		Sectional time (s)	16.88	15.58
		Cumulative time (s)	205.82	188.94
		Speed (m/s)	11.85	12.84
		Stride length (m)	5.36	5.76
		Stride duration (s)	0.441	0.449
		Stride efficiency (%)	44.84	51.93
		Stride count	37.34	34.69

Disclaimer.

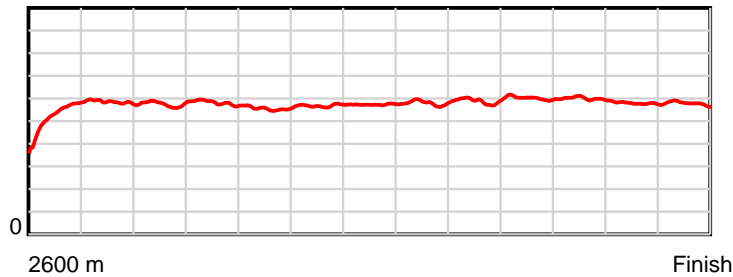
HRNZ and NZMTC and Thoroughbred Ratings Pty Ltd accepts no responsibility for the completeness or accuracy of any of the information contained herein, and makes no representations about its suitability for any particular purpose. Users should make their own judgements about those matters and/or seek independent advice. You assume all risks associated with use of the data provided on this page.

Race Results

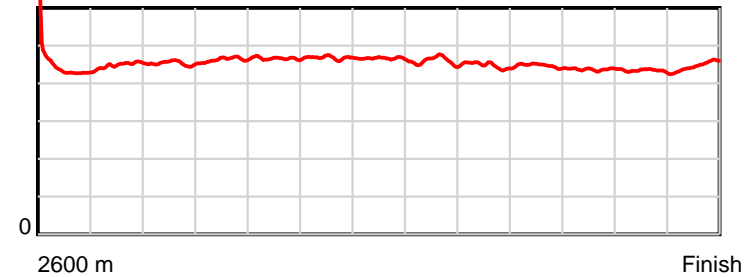
July 28, 2024, Race 6, , Distance 2600m, Addington - Survey 3200m

Result	TAB no.	Horse (Barrier)	2200m to	2000m to	1800m to	1600m to	1400m to	1200m to	1000m to	800m to	600m to	400m to	200m to	Total or	Margin
5th	1	Quik Sharnie (2)	2000m	1800m	1600m	1400m	1200m	1000m	800m	600m	400m	200m	WP	Average	
		Position in running (margin)	4(7.8)	4(8.1)	4(5.9)	4(6.7)	4(6.9)	6(6.9)	6(6.5)	6(6.4)	6(5.6)	6(6.8)	6(8.1)		10.90
		Sectional time (s)	15.80	15.96	16.91	16.61	16.24	16.06	15.56	14.80	14.81	15.06	15.55		
		Cumulative time (s)	173.36	157.56	141.60	124.69	108.08	91.84	75.78	60.22	45.42	30.61	15.55	3:25.82	
		Speed (m/s)	12.66	12.53	11.83	12.04	12.32	12.45	12.85	13.51	13.50	13.28	12.86	12.63	
		Stride length (m)	5.73	5.79	5.51	5.63	5.74	5.72	5.75	6.04	5.90	5.75	5.76	5.72	
		Stride duration (s)	0.453	0.462	0.466	0.468	0.466	0.459	0.447	0.447	0.437	0.433	0.448	0.453	
		Stride efficiency (%)	51.38	52.47	47.50	49.61	51.52	51.12	51.70	57.04	54.43	51.72	51.89	51.20	
		Stride count	34.88	34.51	36.27	35.50	34.83	34.97	34.77	33.10	33.89	34.76	34.71	454.22	

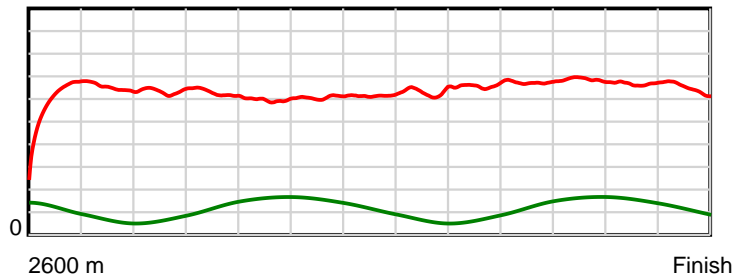
10 m Stride length



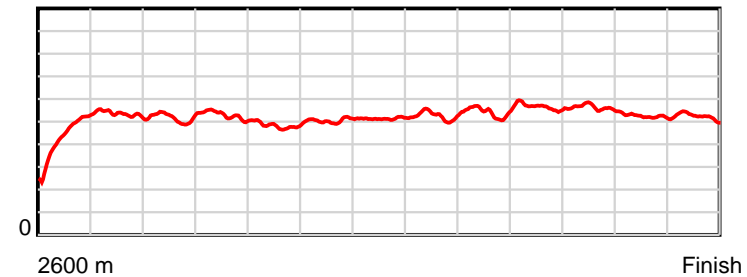
0.6 s Stride duration



20 m/sec Speed



100 % Stride efficiency



Note: Horizontal distance axis grid lines are 200m furlongs.

Disclaimer.

HRNZ and NZMTC and Thoroughbred Ratings Pty Ltd accepts no responsibility for the completeness or accuracy of any of the information contained herein, and makes no representations about its suitability for any particular purpose. Users should make their own judgements about those matters and/or seek independent advice. You assume all risks associated with use of the data provided on this page.



Race Results



July 28, 2024, Race 6, , Distance 2600m, Addington - Survey 3200m

Result	TAB no.	Horse (Barrier)	2600 to	2400m to
6th	4	Real Moonshine (4)	2400m	2200m
		Position in running (margin)	-	5(4.9)
		Sectional time (s)	17.27	15.66
		Cumulative time (s)	205.98	188.71
		Speed (m/s)	11.58	12.77
		Stride length (m)	5.95	6.41
		Stride duration (s)	0.484	0.502
		Stride efficiency (%)	55.26	64.16
		Stride count	33.63	31.21

Disclaimer.

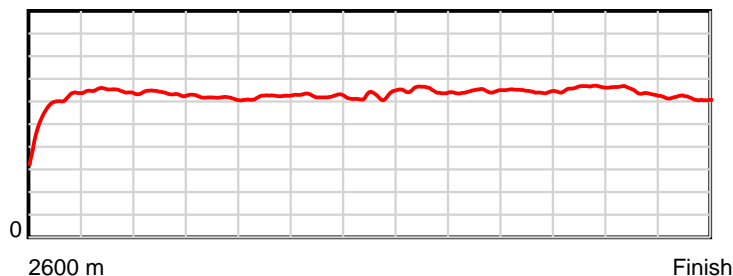
HRNZ and NZMTC and Thoroughbred Ratings Pty Ltd accepts no responsibility for the completeness or accuracy of any of the information contained herein, and makes no representations about its suitability for any particular purpose. Users should make their own judgements about those matters and/or seek independent advice. You assume all risks associated with use of the data provided on this page.

Race Results

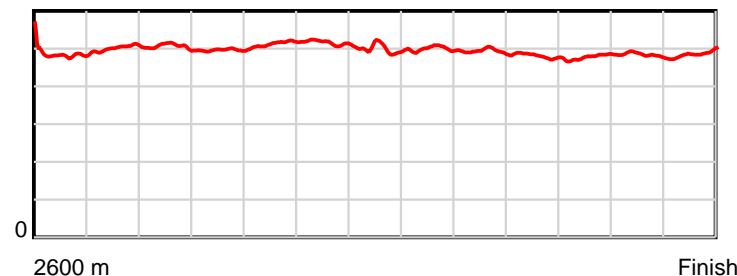
July 28, 2024, Race 6, , Distance 2600m, Addington - Survey 3200m

Result	TAB no.	Horse (Barrier)	2200m to	2000m to	1800m to	1600m to	1400m to	1200m to	1000m to	800m to	600m to	400m to	200m to	Total or	Margin
6th	4	Real Moonshine (4)	2000m	1800m	1600m	1400m	1200m	1000m	800m	600m	400m	200m	WP	Average	
		Position in running (margin)	5(10.0)	5(11.8)	5(10.0)	5(9.2)	5(8.6)	5(6.7)	5(4.9)	5(4.5)	5(4.0)	5(4.5)	5(6.6)		11.80
		Sectional time (s)	16.06	16.01	16.64	16.49	15.94	15.81	15.51	14.86	14.69	15.20	15.84		
		Cumulative time (s)	173.05	156.99	140.98	124.34	107.85	91.91	76.10	60.59	45.73	31.04	15.84	3:25.98	
		Speed (m/s)	12.45	12.49	12.02	12.13	12.55	12.65	12.89	13.46	13.61	13.16	12.63	12.62	
		Stride length (m)	6.30	6.20	6.16	6.26	6.27	6.32	6.35	6.47	6.51	6.35	6.17	6.28	
		Stride duration (s)	0.506	0.496	0.513	0.516	0.499	0.499	0.493	0.481	0.478	0.483	0.489	0.498	
		Stride efficiency (%)	62.04	60.00	59.35	61.19	61.35	62.37	63.08	65.36	66.24	63.09	59.47	61.67	
		Stride count	31.74	32.28	32.45	31.96	31.92	31.66	31.48	30.92	30.72	31.48	32.42	413.87	

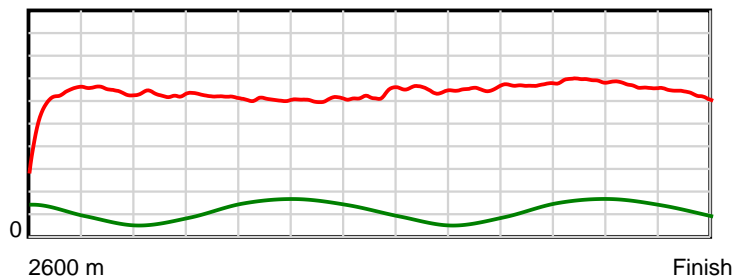
10 m Stride length



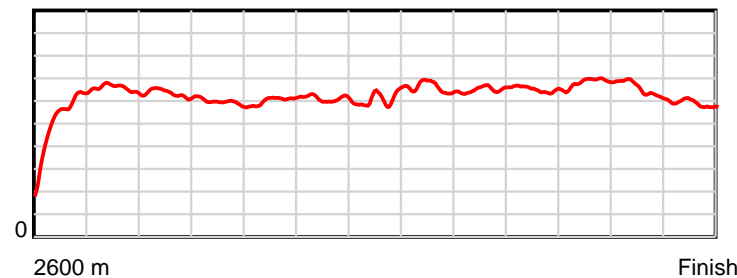
0.6 s Stride duration



20 m/sec Speed



100 % Stride efficiency



Note: Horizontal distance axis grid lines are 200m furlongs.

Disclaimer.

HRNZ and NZMTC and Thoroughbred Ratings Pty Ltd accepts no responsibility for the completeness or accuracy of any of the information contained herein, and makes no representations about its suitability for any particular purpose. Users should make their own judgements about those matters and/or seek independent advice. You assume all risks associated with use of the data provided on this page.