



Race Results

NZ Metropolitan Trotting Club Inc, HRNZ, August 04, 2024

Compilation date: August 4, 2024, 2:53:25 PM (NZST)

Copyright © 2024 HRNZ and NZMTC. All rights reserved.

Trademarks.

StrideMASTER is a registered trademark of Thoroughbred Ratings Pty Ltd.

Disclaimer.

HRNZ and NZMTC and Thoroughbred Ratings Pty Ltd accepts no responsibility for the completeness or accuracy of any of the information contained herein, and makes no representations about its suitability for any particular purpose. Users should make their own judgements about those matters and/or seek independent advice. You assume all risks associated with use of the data provided on this page.



Race Results



August 04, 2024, Race 4, MARK JONES THANKS HIS OWNERS FOR THEIR SUPPORT PACE, Distance 2600m, Addington - Survey 3200m

Result	TAB no.	Horse (Barrier)	2600 to	2400m to
1st	9	Obsession (9)	2400m	2200m
		Position in running (margin)	-	4(5.3)
		Sectional time (s)	16.68	14.31
		Cumulative time (s)	197.10	180.42
		Speed (m/s)	11.99	13.98
		Stride length (m)	5.50	5.93
		Stride duration (s)	0.424	0.424
		Stride efficiency (%)	47.30	54.92
		Stride count	36.35	33.74

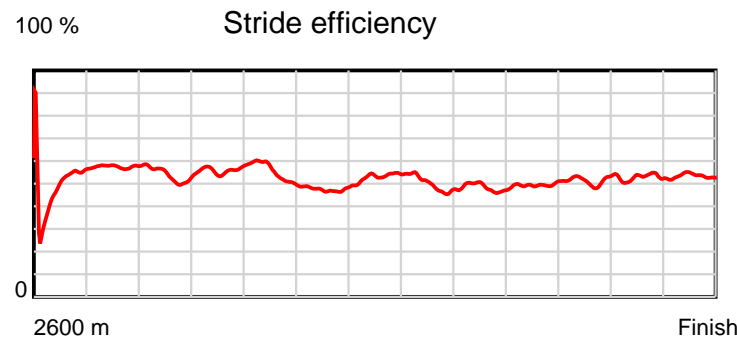
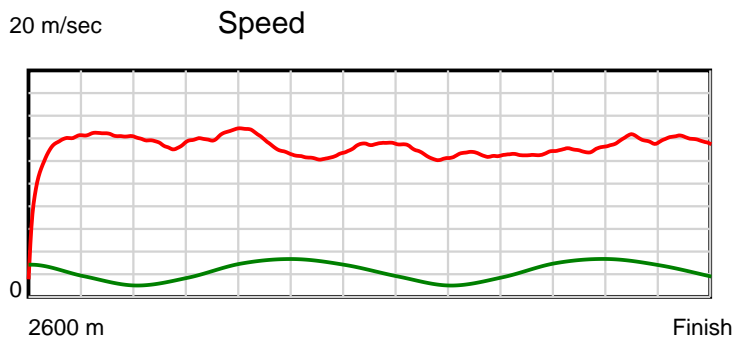
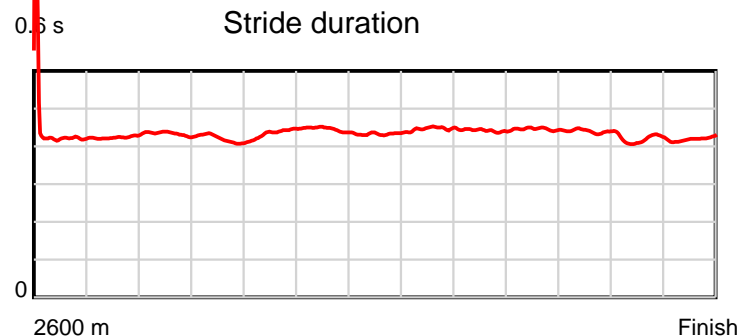
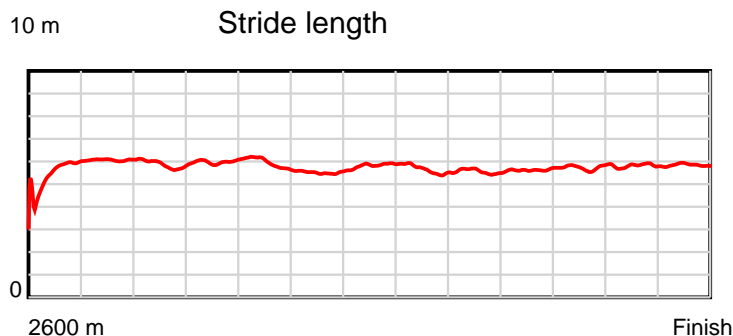
Disclaimer.

HRNZ and NZMTC and Thoroughbred Ratings Pty Ltd accepts no responsibility for the completeness or accuracy of any of the information contained herein, and makes no representations about its suitability for any particular purpose. Users should make their own judgements about those matters and/or seek independent advice. You assume all risks associated with use of the data provided on this page.

Race Results

August 04, 2024, Race 4, MARK JONES THANKS HIS OWNERS FOR THEIR SUPPORT PACE, Distance 2600m, Addington - Survey 3200m

Result	TAB no.	Horse (Barrier)	2200m to	2000m to	1800m to	1600m to	1400m to	1200m to	1000m to	800m to	600m to	400m to	200m to	Total or	Margin
1st	9	Obsession (9)	2000m	1800m	1600m	1400m	1200m	1000m	800m	600m	400m	200m	WP	Average	
		Position in running (margin)	4(3.5)	4(2.3)	1(0.0)	1(0.0)	1(0.0)	2(1.6)	3(1.7)	3(1.9)	3(2.2)	2(1.9)	3(1.3)		0.00
		Sectional time (s)	15.39	13.90	14.84	15.65	14.79	15.96	16.35	15.77	15.24	13.97	14.25		
		Cumulative time (s)	166.11	150.72	136.82	121.98	106.33	91.54	75.58	59.23	43.46	28.22	14.25	3:17.10	
		Speed (m/s)	13.00	14.39	13.48	12.78	13.52	12.53	12.23	12.68	13.12	14.32	14.04	13.19	
		Stride length (m)	5.62	6.04	5.89	5.69	5.86	5.60	5.41	5.65	5.77	5.98	5.91	5.75	
		Stride duration (s)	0.433	0.419	0.437	0.445	0.433	0.446	0.442	0.446	0.440	0.418	0.421	0.436	
		Stride efficiency (%)	49.44	56.92	54.28	50.61	53.62	48.94	45.67	49.93	52.08	55.91	54.49	51.69	
		Stride count	35.56	33.14	33.93	35.14	34.14	35.74	36.99	35.38	34.64	33.44	33.87	452.06	



Note: Horizontal distance axis grid lines are 200m furlongs.

Disclaimer.

HRNZ and NZMTC and Thoroughbred Ratings Pty Ltd accepts no responsibility for the completeness or accuracy of any of the information contained herein, and makes no representations about its suitability for any particular purpose. Users should make their own judgements about those matters and/or seek independent advice. You assume all risks associated with use of the data provided on this page.



Race Results



August 04, 2024, Race 4, MARK JONES THANKS HIS OWNERS FOR THEIR SUPPORT PACE, Distance 2600m, Addington - Survey 3200m

Result	TAB no.	Horse (Barrier)	2600 to	2400m to
2nd	1	Foveaux Gamble... (1)	2400m	2200m
		Position in running (margin)	-	1(0.0)
		Sectional time (s)	15.63	14.61
		Cumulative time (s)	197.18	181.55
		Speed (m/s)	12.79	13.69
		Stride length (m)	5.59	6.10
		Stride duration (s)	0.438	0.446
		Stride efficiency (%)	48.77	58.15
		Stride count	35.80	32.79

Disclaimer.

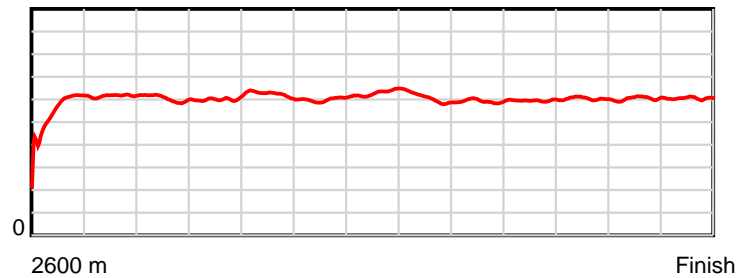
HRNZ and NZMTC and Thoroughbred Ratings Pty Ltd accepts no responsibility for the completeness or accuracy of any of the information contained herein, and makes no representations about its suitability for any particular purpose. Users should make their own judgements about those matters and/or seek independent advice. You assume all risks associated with use of the data provided on this page.

Race Results

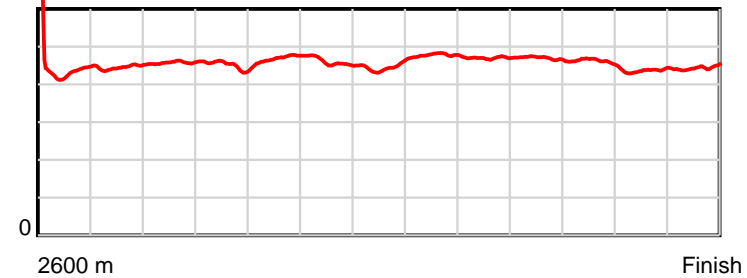
August 04, 2024, Race 4, MARK JONES THANKS HIS OWNERS FOR THEIR SUPPORT PACE, Distance 2600m, Addington - Survey 3200m

Result	TAB no.	Horse (Barrier)	2200m to	2000m to	1800m to	1600m to	1400m to	1200m to	1000m to	800m to	600m to	400m to	200m to	Total or	Margin
2nd	1	Foveaux Gamble... (1)	2000m	1800m	1600m	1400m	1200m	1000m	800m	600m	400m	200m	WP	Average	
		Position in running (margin)	1(0.0)	1(0.0)	3(4.1)	3(5.9)	2(2.3)	1(0.0)	1(0.0)	1(0.0)	1(0.0)	1(0.0)	1(0.0)		0.50
		Sectional time (s)	15.58	14.97	15.14	15.05	14.14	15.93	16.32	15.73	15.29	14.07	14.72		
		Cumulative time (s)	166.94	151.36	136.39	121.25	106.20	92.06	76.13	59.81	44.08	28.79	14.72	3:17.18	
		Speed (m/s)	12.84	13.36	13.21	13.29	14.14	12.55	12.25	12.71	13.08	14.21	13.59	13.19	
		Stride length (m)	5.87	6.02	6.20	6.11	6.31	6.00	5.76	5.96	6.03	6.20	6.04	6.01	
		Stride duration (s)	0.458	0.451	0.469	0.460	0.446	0.477	0.470	0.469	0.461	0.436	0.445	0.456	
		Stride efficiency (%)	53.91	56.71	60.03	58.31	62.17	56.18	51.90	55.56	56.79	60.11	57.07	56.42	
		Stride count	34.05	33.20	32.27	32.74	31.71	33.36	34.71	33.54	33.18	32.25	33.09	432.69	

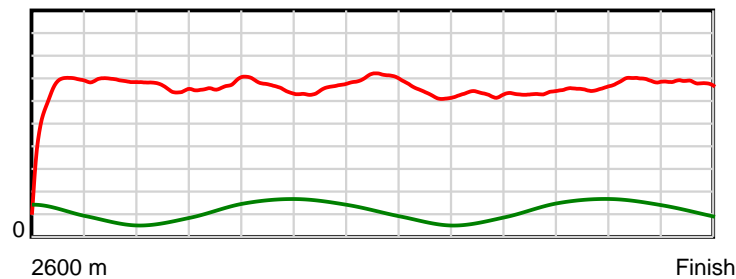
10 m Stride length



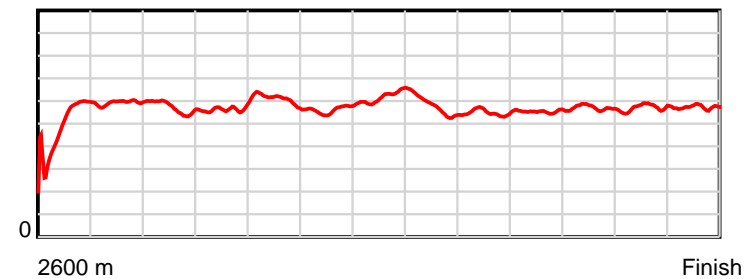
0.5 s Stride duration



20 m/sec Speed



100 % Stride efficiency



Note: Horizontal distance axis grid lines are 200m furlongs.

Disclaimer.

HRNZ and NZMTC and Thoroughbred Ratings Pty Ltd accepts no responsibility for the completeness or accuracy of any of the information contained herein, and makes no representations about its suitability for any particular purpose. Users should make their own judgements about those matters and/or seek independent advice. You assume all risks associated with use of the data provided on this page.



Race Results



August 04, 2024, Race 4, MARK JONES THANKS HIS OWNERS FOR THEIR SUPPORT PACE, Distance 2600m, Addington - Survey 3200m

Result	TAB no.	Horse (Barrier)	2600 to	2400m to
3rd	7	Tabasco (7)	2400m	2200m
		Position in running (margin)	-	8(10.7)
		Sectional time (s)	17.43	14.73
		Cumulative time (s)	197.22	179.79
		Speed (m/s)	11.47	13.58
		Stride length (m)	5.58	6.08
		Stride duration (s)	0.446	0.447
		Stride efficiency (%)	48.59	57.69
		Stride count	35.87	32.92

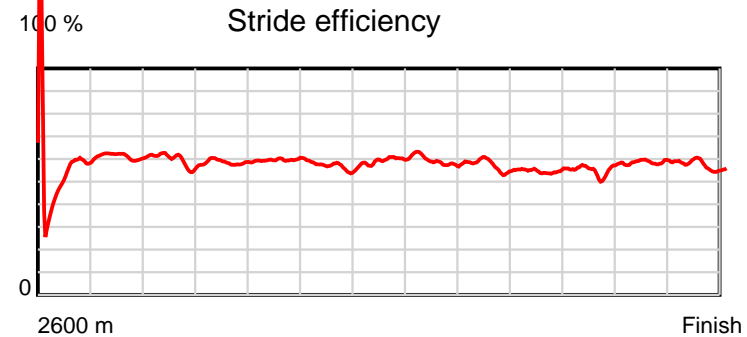
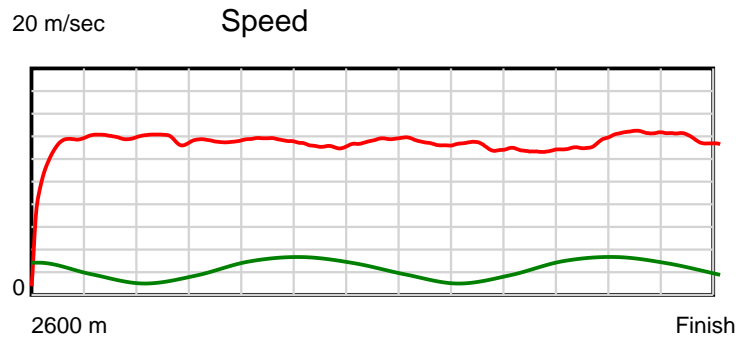
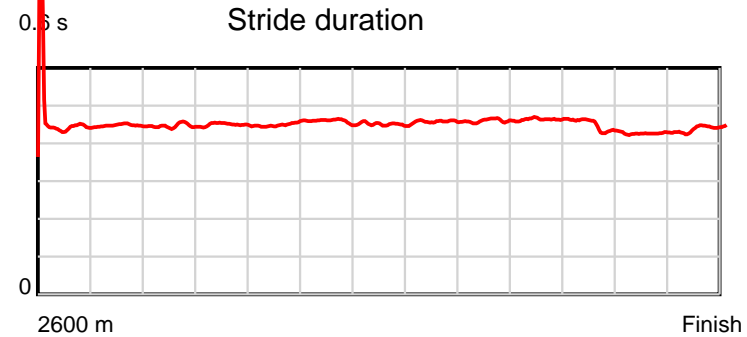
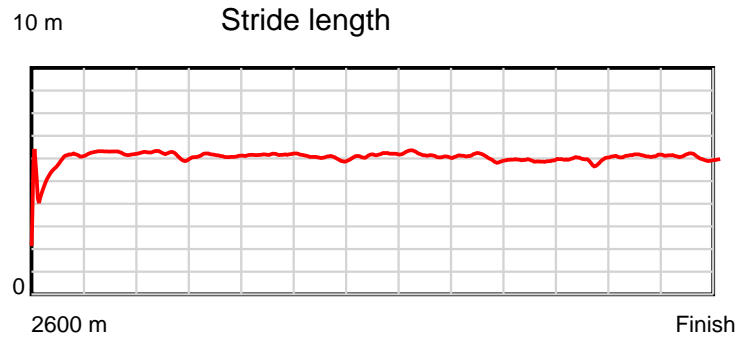
Disclaimer.

HRNZ and NZMTC and Thoroughbred Ratings Pty Ltd accepts no responsibility for the completeness or accuracy of any of the information contained herein, and makes no representations about its suitability for any particular purpose. Users should make their own judgements about those matters and/or seek independent advice. You assume all risks associated with use of the data provided on this page.

Race Results

August 04, 2024, Race 4, MARK JONES THANKS HIS OWNERS FOR THEIR SUPPORT PACE, Distance 2600m, Addington - Survey 3200m

Result	TAB no.	Horse (Barrier)	2200m to	2000m to	1800m to	1600m to	1400m to	1200m to	1000m to	800m to	600m to	400m to	200m to	Total or	Margin
3rd	7	Tabasco (7)	2000m	1800m	1600m	1400m	1200m	1000m	800m	600m	400m	200m	WP	Average	
		Position in running (margin)	8(11.4)	8(8.6)	7(11.5)	7(11.3)	7(7.6)	7(8.0)	5(4.2)	4(2.4)	4(2.7)	3(1.9)	2(0.2)		0.60
		Sectional time (s)	15.10	14.77	14.80	15.05	14.59	15.30	16.01	15.79	15.15	13.79	14.71		
		Cumulative time (s)	165.06	149.96	135.19	120.39	105.34	90.75	75.45	59.44	43.65	28.50	14.71	3:17.22	
		Speed (m/s)	13.25	13.54	13.51	13.29	13.71	13.07	12.49	12.67	13.20	14.50	13.60	13.18	
		Stride length (m)	5.91	6.09	6.09	6.09	6.18	5.99	5.73	5.88	5.86	6.18	6.00	5.97	
		Stride duration (s)	0.446	0.450	0.450	0.458	0.451	0.458	0.459	0.464	0.444	0.426	0.441	0.453	
		Stride efficiency (%)	54.61	57.91	57.87	57.96	59.69	56.14	51.38	54.00	53.70	59.67	56.19	55.66	
		Stride count	33.83	32.85	32.86	32.84	32.36	33.37	34.88	34.02	34.12	32.37	33.35	435.64	



Note: Horizontal distance axis grid lines are 200m furlongs.

Disclaimer.

HRNZ and NZMTC and Thoroughbred Ratings Pty Ltd accepts no responsibility for the completeness or accuracy of any of the information contained herein, and makes no representations about its suitability for any particular purpose. Users should make their own judgements about those matters and/or seek independent advice. You assume all risks associated with use of the data provided on this page.



Race Results



August 04, 2024, Race 4, MARK JONES THANKS HIS OWNERS FOR THEIR SUPPORT PACE, Distance 2600m, Addington - Survey 3200m

Result	TAB no.	Horse (Barrier)	2600 to	2400m to
4th	4	Ebury Street (4)	2400m	2200m
		Position in running (margin)	-	3(5.0)
		Sectional time (s)	16.61	14.15
		Cumulative time (s)	197.53	180.92
		Speed (m/s)	12.04	14.13
		Stride length (m)	5.49	5.89
		Stride duration (s)	0.419	0.417
		Stride efficiency (%)	47.04	54.29
		Stride count	36.45	33.93

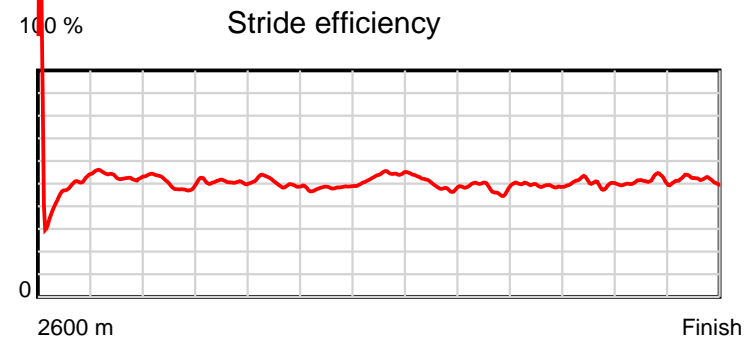
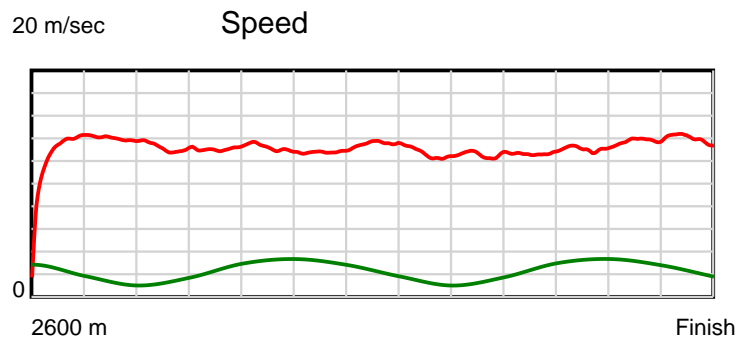
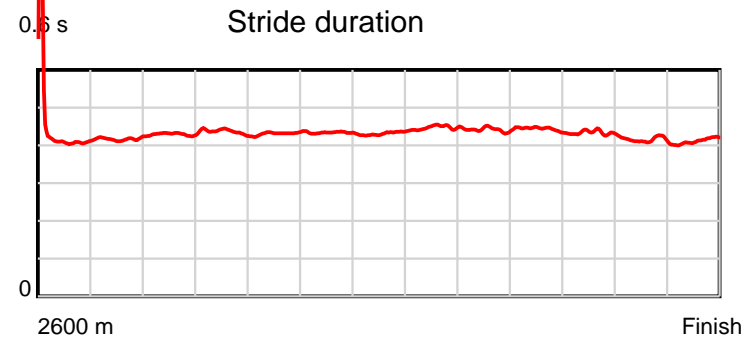
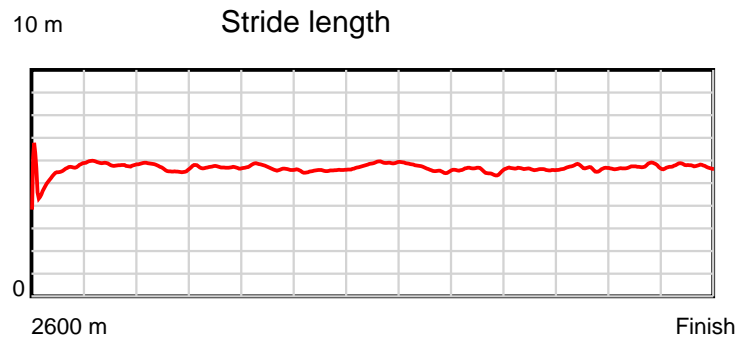
Disclaimer.

HRNZ and NZMTC and Thoroughbred Ratings Pty Ltd accepts no responsibility for the completeness or accuracy of any of the information contained herein, and makes no representations about its suitability for any particular purpose. Users should make their own judgements about those matters and/or seek independent advice. You assume all risks associated with use of the data provided on this page.

Race Results

August 04, 2024, Race 4, MARK JONES THANKS HIS OWNERS FOR THEIR SUPPORT PACE, Distance 2600m, Addington - Survey 3200m

Result	TAB no.	Horse (Barrier)	2200m to	2000m to	1800m to	1600m to	1400m to	1200m to	1000m to	800m to	600m to	400m to	200m to	Total or	Margin
4th	4	Ebury Street (4)	2000m	1800m	1600m	1400m	1200m	1000m	800m	600m	400m	200m	WP	Average	
		Position in running (margin)	3(2.2)	3(1.5)	4(7.0)	5(9.1)	5(5.3)	4(5.9)	6(5.7)	7(5.6)	7(5.6)	8(6.2)	6(5.1)		2.30
		Sectional time (s)	15.47	15.20	15.18	15.03	14.63	15.90	16.30	15.73	15.38	13.90	14.05		
		Cumulative time (s)	166.77	151.30	136.10	120.92	105.89	91.26	75.36	59.06	43.33	27.95	14.05	3:17.53	
		Speed (m/s)	12.93	13.16	13.18	13.31	13.67	12.58	12.27	12.71	13.00	14.39	14.23	13.16	
		Stride length (m)	5.55	5.74	5.69	5.77	5.90	5.63	5.42	5.63	5.63	5.96	5.87	5.70	
		Stride duration (s)	0.430	0.437	0.432	0.434	0.431	0.447	0.442	0.443	0.433	0.414	0.412	0.433	
		Stride efficiency (%)	48.19	51.57	50.59	52.10	54.34	49.48	45.91	49.59	49.46	55.45	53.90	50.79	
		Stride count	36.02	34.82	35.15	34.64	33.92	35.54	36.90	35.50	35.55	33.57	34.05	456.04	



Note: Horizontal distance axis grid lines are 200m furlongs.

Disclaimer.

HRNZ and NZMTC and Thoroughbred Ratings Pty Ltd accepts no responsibility for the completeness or accuracy of any of the information contained herein, and makes no representations about its suitability for any particular purpose. Users should make their own judgements about those matters and/or seek independent advice. You assume all risks associated with use of the data provided on this page.



Race Results



August 04, 2024, Race 4, MARK JONES THANKS HIS OWNERS FOR THEIR SUPPORT PACE, Distance 2600m, Addington - Survey 3200m

Result	TAB no.	Horse (Barrier)	2600 to	2400m to
5th	5	Itsamoneymaker (5)	2400m	2200m
		Position in running (margin)	-	2(3.4)
		Sectional time (s)	16.22	14.36
		Cumulative time (s)	197.88	181.66
		Speed (m/s)	12.33	13.93
		Stride length (m)	5.74	6.24
		Stride duration (s)	0.438	0.448
		Stride efficiency (%)	51.42	60.83
		Stride count	34.87	32.06

Disclaimer.

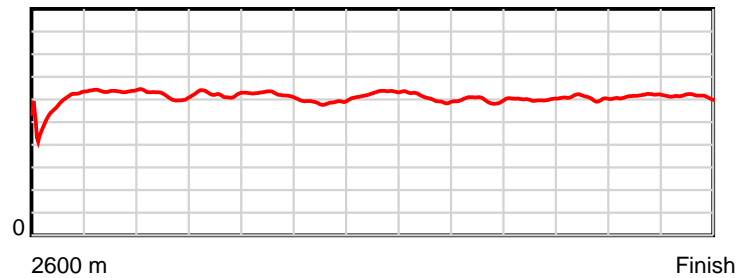
HRNZ and NZMTC and Thoroughbred Ratings Pty Ltd accepts no responsibility for the completeness or accuracy of any of the information contained herein, and makes no representations about its suitability for any particular purpose. Users should make their own judgements about those matters and/or seek independent advice. You assume all risks associated with use of the data provided on this page.

Race Results

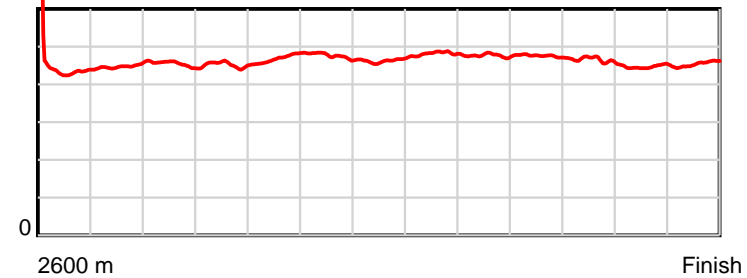
August 04, 2024, Race 4, MARK JONES THANKS HIS OWNERS FOR THEIR SUPPORT PACE, Distance 2600m, Addington - Survey 3200m

Result	TAB no.	Horse (Barrier)	2200m to	2000m to	1800m to	1600m to	1400m to	1200m to	1000m to	800m to	600m to	400m to	200m to	Total or	Margin
5th	5	Itsamoneymaker (5)	2000m	1800m	1600m	1400m	1200m	1000m	800m	600m	400m	200m	WP	Average	
		Position in running (margin)	2(1.8)	2(0.0)	2(1.3)	2(3.2)	3(2.4)	3(3.5)	4(3.8)	5(3.7)	5(3.7)	6(3.8)	4(3.3)		4.20
		Sectional time (s)	15.28	14.51	15.15	15.52	14.71	15.98	16.30	15.73	15.31	13.98	14.83		
		Cumulative time (s)	167.30	152.02	137.51	122.36	106.84	92.13	76.15	59.85	44.12	28.81	14.83	3:17.88	
		Speed (m/s)	13.09	13.78	13.20	12.89	13.60	12.52	12.27	12.71	13.06	14.31	13.49	13.14	
		Stride length (m)	5.93	6.24	6.21	6.13	6.30	6.03	5.84	6.04	6.06	6.39	6.14	6.09	
		Stride duration (s)	0.453	0.453	0.470	0.476	0.463	0.482	0.476	0.475	0.464	0.447	0.456	0.464	
		Stride efficiency (%)	55.03	60.92	60.24	58.70	61.94	56.78	53.33	57.02	57.43	63.84	58.99	58.04	
		Stride count	33.70	32.03	32.21	32.63	31.77	33.18	34.24	33.11	32.99	31.29	32.55	426.63	

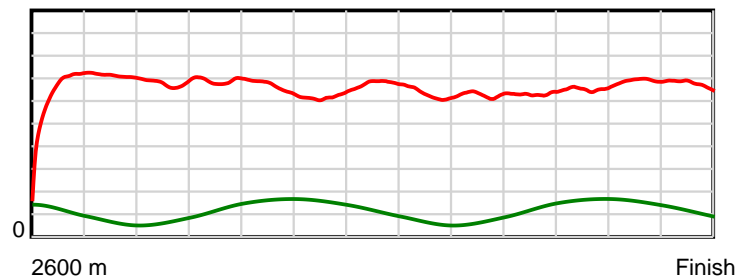
10 m Stride length



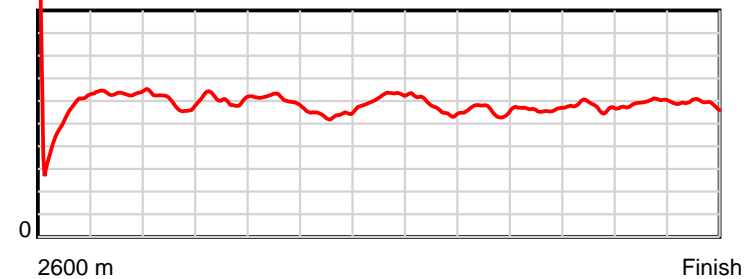
0.6 s Stride duration



20 m/sec Speed



100 % Stride efficiency



Note: Horizontal distance axis grid lines are 200m furlongs.

Disclaimer.

HRNZ and NZMTC and Thoroughbred Ratings Pty Ltd accepts no responsibility for the completeness or accuracy of any of the information contained herein, and makes no representations about its suitability for any particular purpose. Users should make their own judgements about those matters and/or seek independent advice. You assume all risks associated with use of the data provided on this page.



Race Results



August 04, 2024, Race 4, MARK JONES THANKS HIS OWNERS FOR THEIR SUPPORT PACE, Distance 2600m, Addington - Survey 3200m

Result	TAB no.	Horse (Barrier)	2600 to	2400m to
6th	8	Ten Da Touch (8)	2400m	2200m
		Position in running (margin)	-	5(7.1)
		Sectional time (s)	16.91	14.27
		Cumulative time (s)	199.11	182.20
		Speed (m/s)	11.83	14.02
		Stride length (m)	5.35	6.08
		Stride duration (s)	0.418	0.434
		Stride efficiency (%)	44.78	57.75
		Stride count	37.36	32.90

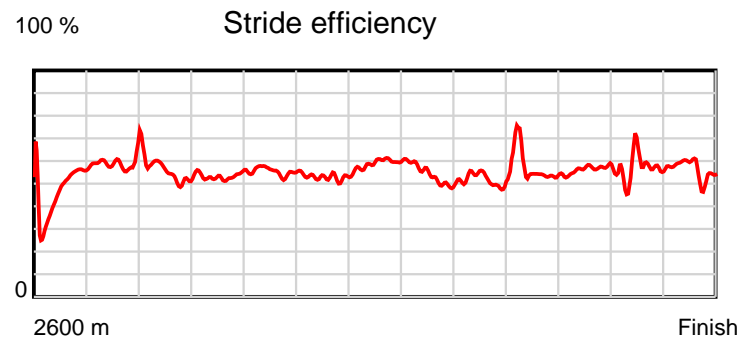
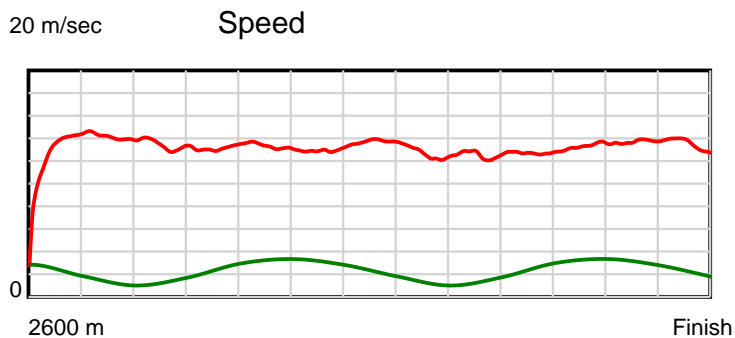
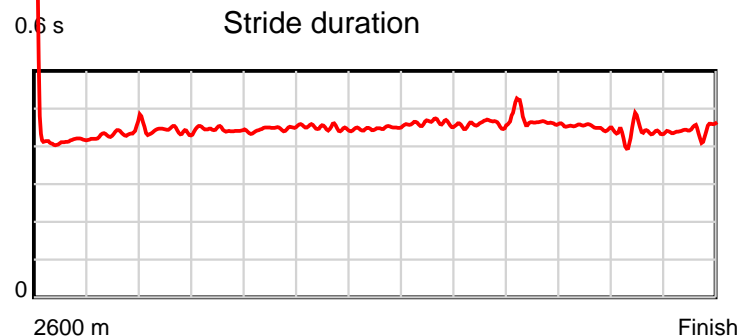
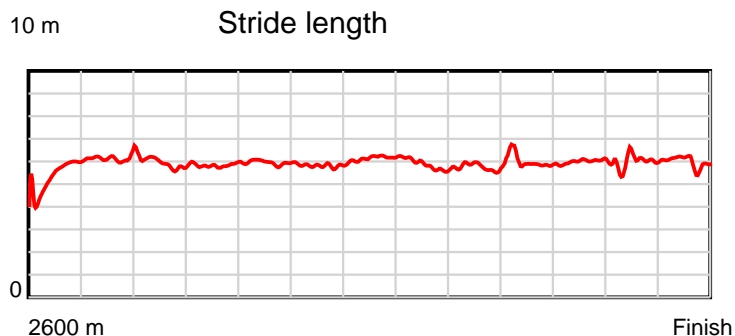
Disclaimer.

HRNZ and NZMTC and Thoroughbred Ratings Pty Ltd accepts no responsibility for the completeness or accuracy of any of the information contained herein, and makes no representations about its suitability for any particular purpose. Users should make their own judgements about those matters and/or seek independent advice. You assume all risks associated with use of the data provided on this page.

Race Results

August 04, 2024, Race 4, MARK JONES THANKS HIS OWNERS FOR THEIR SUPPORT PACE, Distance 2600m, Addington - Survey 3200m

Result	TAB no.	Horse (Barrier)	2200m to	2000m to	1800m to	1600m to	1400m to	1200m to	1000m to	800m to	600m to	400m to	200m to	Total or	Margin
6th	8	Ten Da Touch (8)	2000m	1800m	1600m	1400m	1200m	1000m	800m	600m	400m	200m	WP	Average	
		Position in running (margin)	5(5.1)	5(3.6)	6(9.4)	6(10.6)	6(7.1)	6(7.0)	8(7.7)	9(8.7)	9(8.7)	9(8.0)	8(9.7)		10.80
		Sectional time (s)	15.34	15.24	15.04	15.07	14.51	16.05	16.49	15.73	15.17	14.36	14.93		
		Cumulative time (s)	167.93	152.59	137.35	122.31	107.24	92.73	76.68	60.19	44.46	29.29	14.93	3:19.11	
		Speed (m/s)	13.04	13.12	13.30	13.27	13.78	12.46	12.13	12.71	13.18	13.93	13.40	13.06	
		Stride length (m)	5.75	5.83	5.94	5.96	6.18	5.75	5.56	5.92	5.93	6.07	5.94	5.86	
		Stride duration (s)	0.441	0.444	0.447	0.449	0.448	0.462	0.459	0.466	0.449	0.435	0.443	0.449	
		Stride efficiency (%)	51.58	53.08	55.20	55.47	59.68	51.71	48.37	54.85	54.86	57.50	55.06	53.62	
		Stride count	34.81	34.32	33.65	33.57	32.36	34.77	35.95	33.76	33.75	32.97	33.69	443.86	



Note: Horizontal distance axis grid lines are 200m furlongs.

Disclaimer.

HRNZ and NZMTC and Thoroughbred Ratings Pty Ltd accepts no responsibility for the completeness or accuracy of any of the information contained herein, and makes no representations about its suitability for any particular purpose. Users should make their own judgements about those matters and/or seek independent advice. You assume all risks associated with use of the data provided on this page.



Race Results



August 04, 2024, Race 4, MARK JONES THANKS HIS OWNERS FOR THEIR SUPPORT PACE, Distance 2600m, Addington - Survey 3200m

Result	TAB no.	Horse (Barrier)	2600 to	2400m to
7th	3	Off The Edge (3)	2400m	2200m
		Position in running (margin)	-	9(17.7)
		Sectional time (s)	18.76	14.61
		Cumulative time (s)	199.16	180.40
		Speed (m/s)	10.66	13.69
		Stride length (m)	5.15	6.00
		Stride duration (s)	0.450	0.438
		Stride efficiency (%)	41.47	56.21
		Stride count	38.82	33.35

Disclaimer.

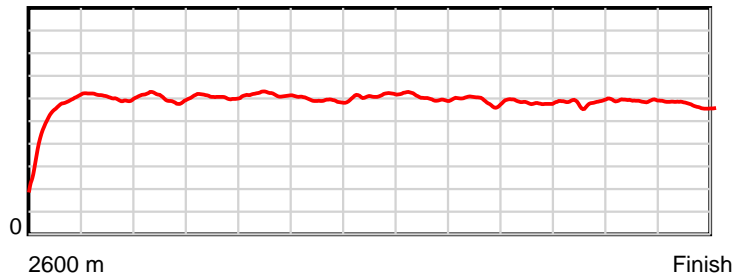
HRNZ and NZMTC and Thoroughbred Ratings Pty Ltd accepts no responsibility for the completeness or accuracy of any of the information contained herein, and makes no representations about its suitability for any particular purpose. Users should make their own judgements about those matters and/or seek independent advice. You assume all risks associated with use of the data provided on this page.

Race Results

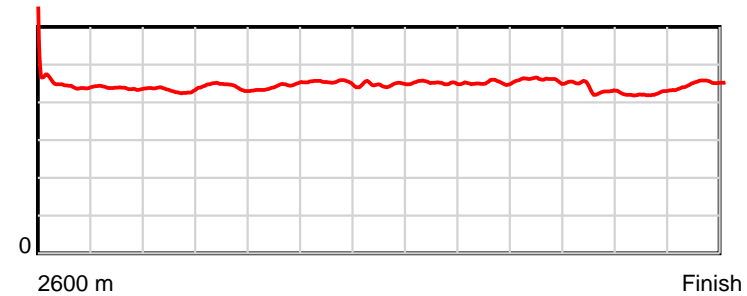
August 04, 2024, Race 4, MARK JONES THANKS HIS OWNERS FOR THEIR SUPPORT PACE, Distance 2600m, Addington - Survey 3200m

Result	TAB no.	Horse (Barrier)	2200m to	2000m to	1800m to	1600m to	1400m to	1200m to	1000m to	800m to	600m to	400m to	200m to	Total or	Margin
7th	3	Off The Edge (3)	2000m	1800m	1600m	1400m	1200m	1000m	800m	600m	400m	200m	WP	Average	
		Position in running (margin)	9(17.7)	9(12.8)	9(14.4)	8(12.8)	8(9.5)	9(9.9)	7(6.0)	6(4.1)	6(4.4)	5(3.6)	5(4.6)		11.10
		Sectional time (s)	14.77	14.55	14.57	15.10	14.60	15.29	16.00	15.77	15.16	14.23	15.75		
		Cumulative time (s)	165.79	151.02	136.47	121.90	106.80	92.20	76.91	60.91	45.14	29.98	15.75	3:19.16	
		Speed (m/s)	13.54	13.75	13.73	13.25	13.70	13.08	12.50	12.68	13.19	14.05	12.70	13.05	
		Stride length (m)	5.85	6.09	6.08	6.01	6.13	5.91	5.65	5.82	5.74	5.96	5.72	5.84	
		Stride duration (s)	0.432	0.443	0.443	0.453	0.448	0.452	0.452	0.459	0.435	0.424	0.451	0.448	
		Stride efficiency (%)	53.53	57.88	57.71	56.39	58.74	54.67	49.89	53.01	51.49	55.45	51.21	53.36	
		Stride count	34.17	32.86	32.91	33.29	32.62	33.81	35.39	34.34	34.84	33.58	34.94	444.92	

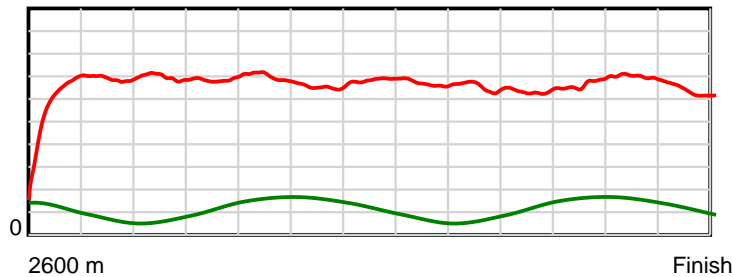
10 m Stride length



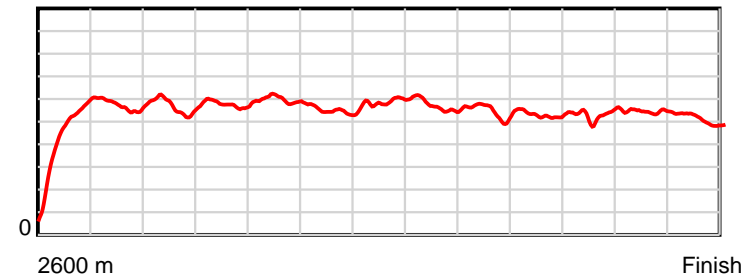
0.6 s Stride duration



20 m/sec Speed



100 % Stride efficiency



Note: Horizontal distance axis grid lines are 200m furlongs.

Disclaimer.

HRNZ and NZMTC and Thoroughbred Ratings Pty Ltd accepts no responsibility for the completeness or accuracy of any of the information contained herein, and makes no representations about its suitability for any particular purpose. Users should make their own judgements about those matters and/or seek independent advice. You assume all risks associated with use of the data provided on this page.



Race Results



August 04, 2024, Race 4, MARK JONES THANKS HIS OWNERS FOR THEIR SUPPORT PACE, Distance 2600m, Addington - Survey 3200m

Result	TAB no.	Horse (Barrier)	2600 to	2400m to
8th	6	Mossdale Marga... (6)	2400m	2200m
		Position in running (margin)	-	7(9.5)
		Sectional time (s)	17.31	14.28
		Cumulative time (s)	199.89	182.58
		Speed (m/s)	11.55	14.01
		Stride length (m)	5.60	6.26
		Stride duration (s)	0.446	0.447
		Stride efficiency (%)	49.06	61.22
		Stride count	35.69	31.95

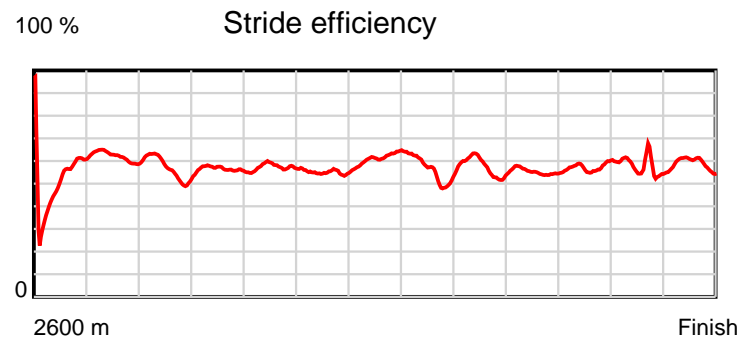
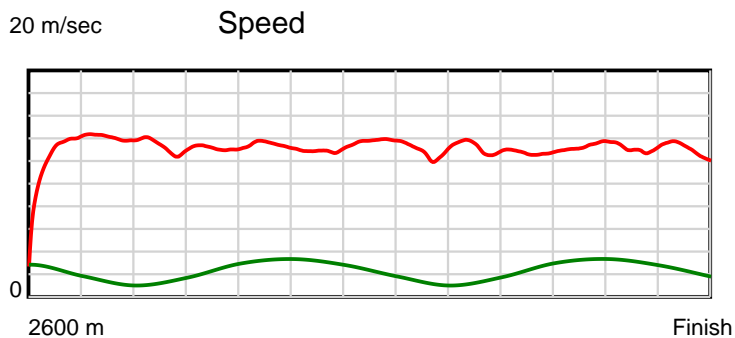
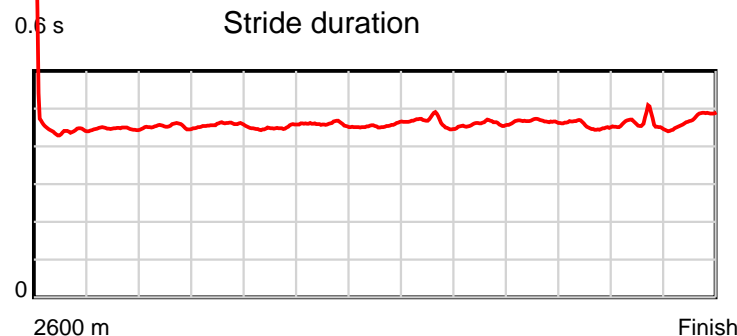
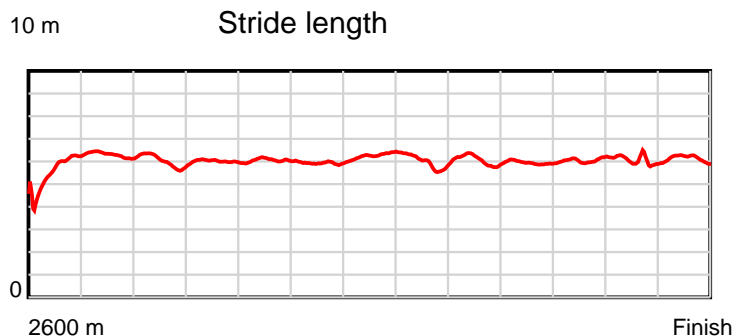
Disclaimer.

HRNZ and NZMTC and Thoroughbred Ratings Pty Ltd accepts no responsibility for the completeness or accuracy of any of the information contained herein, and makes no representations about its suitability for any particular purpose. Users should make their own judgements about those matters and/or seek independent advice. You assume all risks associated with use of the data provided on this page.

Race Results

August 04, 2024, Race 4, MARK JONES THANKS HIS OWNERS FOR THEIR SUPPORT PACE, Distance 2600m, Addington - Survey 3200m

Result	TAB no.	Horse (Barrier)	2200m to	2000m to	1800m to	1600m to	1400m to	1200m to	1000m to	800m to	600m to	400m to	200m to	Total or	Margin
8th	6	Mossdale Marga... (6)	2000m	1800m	1600m	1400m	1200m	1000m	800m	600m	400m	200m	WP	Average	
		Position in running (margin)	6(7.5)	7(7.4)	8(13.3)	9(13.2)	9(9.6)	8(9.9)	9(8.8)	8(6.5)	8(6.8)	7(5.8)	9(10.5)		15.10
		Sectional time (s)	15.56	15.27	14.81	15.06	14.57	15.75	15.94	15.77	15.12	14.86	15.59		
		Cumulative time (s)	168.30	152.74	137.47	122.66	107.60	93.03	77.28	61.34	45.57	30.45	15.59	3:19.89	
		Speed (m/s)	12.85	13.10	13.50	13.28	13.73	12.70	12.55	12.68	13.23	13.46	12.83	13.01	
		Stride length (m)	5.82	5.99	6.07	6.09	6.24	5.90	5.76	5.92	6.01	6.19	6.09	5.99	
		Stride duration (s)	0.453	0.458	0.450	0.459	0.455	0.465	0.459	0.467	0.455	0.460	0.474	0.461	
		Stride efficiency (%)	52.92	56.16	57.66	58.05	60.87	54.47	51.88	54.81	56.45	59.81	57.91	56.09	
		Stride count	34.37	33.36	32.93	32.81	32.05	33.87	34.71	33.77	33.28	32.33	32.85	433.97	



Note: Horizontal distance axis grid lines are 200m furlongs.

Disclaimer.

HRNZ and NZMTC and Thoroughbred Ratings Pty Ltd accepts no responsibility for the completeness or accuracy of any of the information contained herein, and makes no representations about its suitability for any particular purpose. Users should make their own judgements about those matters and/or seek independent advice. You assume all risks associated with use of the data provided on this page.



Race Results



August 04, 2024, Race 4, MARK JONES THANKS HIS OWNERS FOR THEIR SUPPORT PACE, Distance 2600m, Addington - Survey 3200m

Result	TAB no.	Horse (Barrier)	2600 to	2400m to
9th	10	Archie (10)	2400m	2200m
		Position in running (margin)	-	6(9.2)
		Sectional time (s)	17.09	14.35
		Cumulative time (s)	200.00	182.91
		Speed (m/s)	11.70	13.94
		Stride length (m)	5.93	6.44
		Stride duration (s)	0.472	0.462
		Stride efficiency (%)	54.99	64.90
		Stride count	33.71	31.03

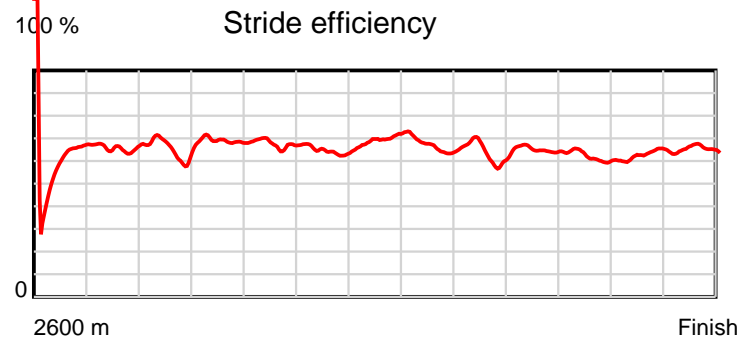
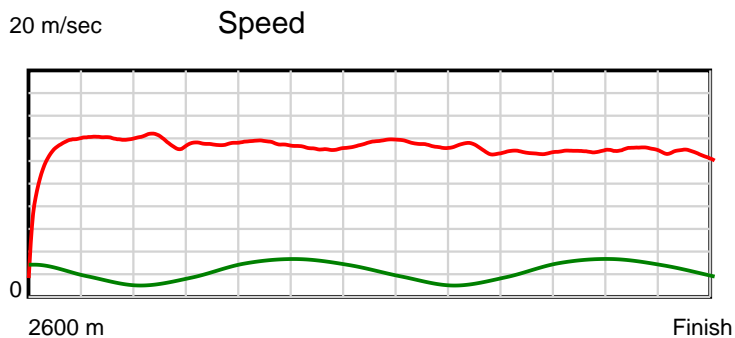
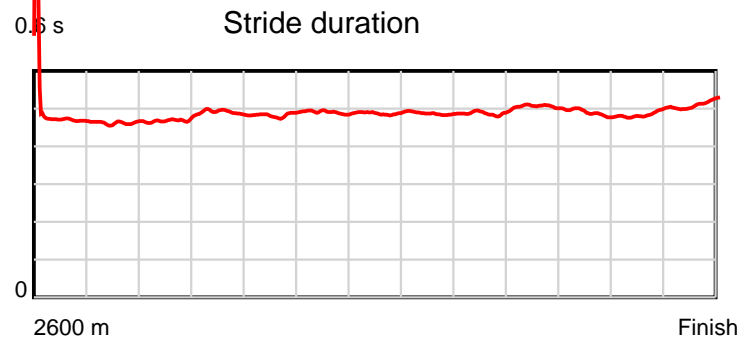
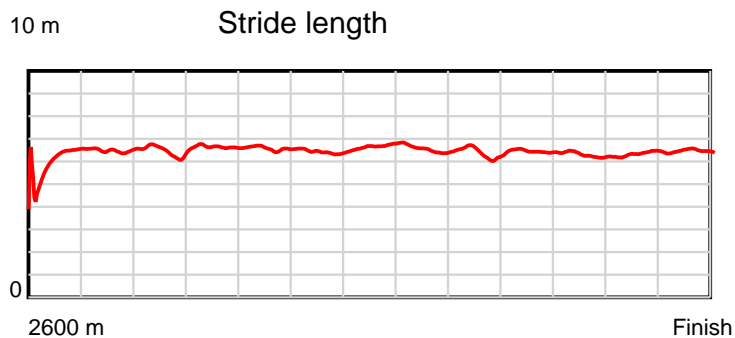
Disclaimer.

HRNZ and NZMTC and Thoroughbred Ratings Pty Ltd accepts no responsibility for the completeness or accuracy of any of the information contained herein, and makes no representations about its suitability for any particular purpose. Users should make their own judgements about those matters and/or seek independent advice. You assume all risks associated with use of the data provided on this page.

Race Results

August 04, 2024, Race 4, MARK JONES THANKS HIS OWNERS FOR THEIR SUPPORT PACE, Distance 2600m, Addington - Survey 3200m

Result	TAB no.	Horse (Barrier)	2200m to	2000m to	1800m to	1600m to	1400m to	1200m to	1000m to	800m to	600m to	400m to	200m to	Total or	Margin
9th	10	Archie (10)	2000m	1800m	1600m	1400m	1200m	1000m	800m	600m	400m	200m	WP	Average	
		Position in running (margin)	7(7.6)	6(5.8)	5(8.6)	4(9.0)	4(5.3)	5(6.0)	2(1.3)	2(0.3)	2(0.3)	4(2.5)	7(8.9)		15.60
		Sectional time (s)	15.27	14.76	14.90	15.04	14.65	15.15	16.15	15.73	15.65	15.14	16.12		
		Cumulative time (s)	168.56	153.29	138.53	123.63	108.59	93.94	78.79	62.64	46.91	31.26	16.12	3:20.00	
		Speed (m/s)	13.10	13.55	13.42	13.30	13.65	13.20	12.38	12.71	12.78	13.21	12.41	13.00	
		Stride length (m)	6.14	6.65	6.49	6.51	6.66	6.43	6.06	6.42	6.23	6.44	6.36	6.36	
		Stride duration (s)	0.469	0.491	0.484	0.490	0.488	0.487	0.489	0.505	0.487	0.487	0.513	0.489	
		Stride efficiency (%)	59.00	69.07	65.88	66.30	69.35	64.66	57.35	64.48	60.58	64.73	63.30	63.22	
		Stride count	32.55	30.08	30.80	30.71	30.02	31.09	33.01	31.14	32.12	31.08	31.43	408.77	



Note: Horizontal distance axis grid lines are 200m furlongs.

Disclaimer.

HRNZ and NZMTC and Thoroughbred Ratings Pty Ltd accepts no responsibility for the completeness or accuracy of any of the information contained herein, and makes no representations about its suitability for any particular purpose. Users should make their own judgements about those matters and/or seek independent advice. You assume all risks associated with use of the data provided on this page.