



## Race Results

NZ Metropolitan Trotting Club Inc, HRNZ, August 04, 2024

Compilation date: August 4, 2024, 3:51:09 PM (NZST)

Copyright © 2024 HRNZ and NZMTC. All rights reserved.

### Trademarks.

StrideMASTER is a registered trademark of Thoroughbred Ratings Pty Ltd.

### Disclaimer.

HRNZ and NZMTC and Thoroughbred Ratings Pty Ltd accepts no responsibility for the completeness or accuracy of any of the information contained herein, and makes no representations about its suitability for any particular purpose. Users should make their own judgements about those matters and/or seek independent advice. You assume all risks associated with use of the data provided on this page.



# Race Results



August 04, 2024, Race 6, 3 CODES DUAL SYNDICATION OPPORTUNITY TROT, Distance 2600m, Addington - Survey 3200m

Result	TAB no.	Horse (Barrier)	2600 to	2400m to
1st	8	<b>MM Sunshine (9)</b>	<b>2400m</b>	<b>2200m</b>
		Position in running (margin)	-	1(0.0)
		Sectional time (s)	16.48	15.65
		Cumulative time (s)	205.02	188.54
		Speed (m/s)	12.13	12.78
		Stride length (m)	5.86	6.24
		Stride duration (s)	0.461	0.488
		Stride efficiency (%)	53.60	60.85
		Stride count	34.15	32.05

#### Disclaimer.

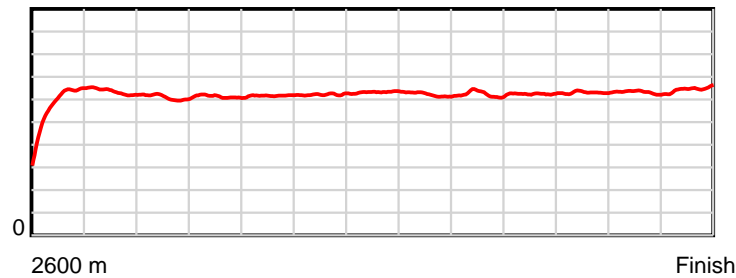
HRNZ and NZMTC and Thoroughbred Ratings Pty Ltd accepts no responsibility for the completeness or accuracy of any of the information contained herein, and makes no representations about its suitability for any particular purpose. Users should make their own judgements about those matters and/or seek independent advice. You assume all risks associated with use of the data provided on this page.

# Race Results

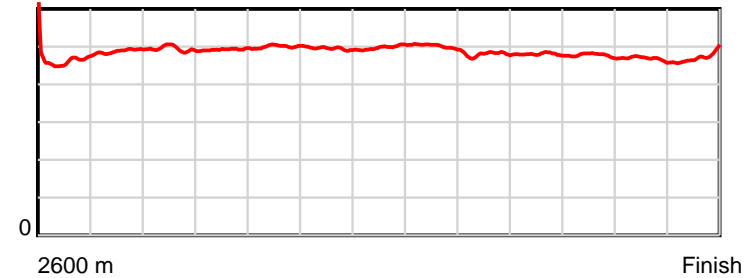
August 04, 2024, Race 6, 3 CODES DUAL SYNDICATION OPPORTUNITY TROT, Distance 2600m, Addington - Survey 3200m

Result	TAB no.	Horse (Barrier)	2200m to	2000m to	1800m to	1600m to	1400m to	1200m to	1000m to	800m to	600m to	400m to	200m to	Total or	Margin
1st	8	<b>MM Sunshine (9)</b>	<b>2000m</b>	<b>1800m</b>	<b>1600m</b>	<b>1400m</b>	<b>1200m</b>	<b>1000m</b>	<b>800m</b>	<b>600m</b>	<b>400m</b>	<b>200m</b>	<b>WP</b>	<b>Average</b>	
		Position in running (margin)	1(0.0)	1(0.0)	1(0.0)	1(0.0)	1(0.0)	1(0.0)	1(0.0)	1(0.0)	1(0.0)	1(0.0)	1(0.0)		0.00
		Sectional time (s)	16.41	16.02	16.29	16.02	15.91	16.41	15.57	15.35	15.17	14.81	14.93		
		Cumulative time (s)	172.89	156.48	140.46	124.17	108.15	92.24	75.83	60.26	44.91	29.74	14.93	3:25.02	
		Speed (m/s)	12.19	12.48	12.28	12.48	12.57	12.19	12.85	13.03	13.18	13.50	13.40	12.68	
		Stride length (m)	6.02	6.15	6.14	6.18	6.26	6.10	6.16	6.25	6.29	6.32	6.37	6.18	
		Stride duration (s)	0.494	0.492	0.500	0.495	0.498	0.501	0.480	0.480	0.477	0.468	0.475	0.487	
		Stride efficiency (%)	56.68	59.05	58.97	59.63	61.30	58.23	59.30	61.13	61.75	62.38	63.31	59.62	
		Stride count	33.21	32.54	32.56	32.38	31.93	32.76	32.47	31.98	31.82	31.66	31.42	420.93	

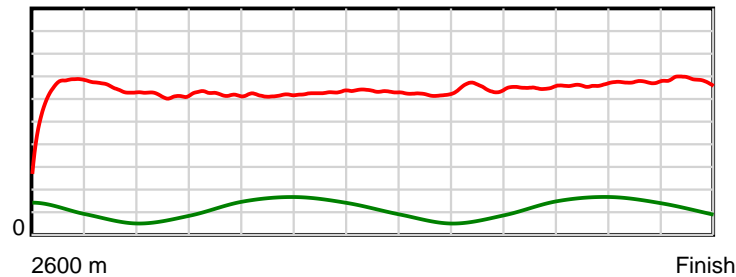
10 m Stride length



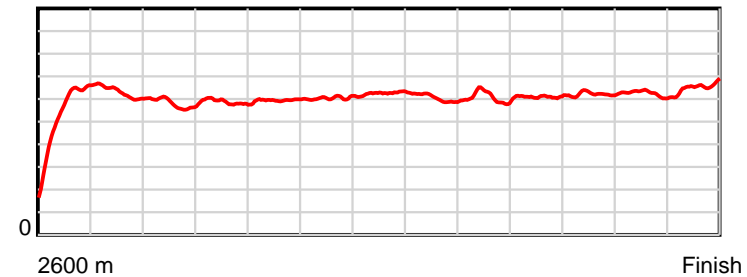
0.6 s Stride duration



20 m/sec Speed



100 % Stride efficiency



Note: Horizontal distance axis grid lines are 200m furlongs.

## Disclaimer.

HRNZ and NZMTC and Thoroughbred Ratings Pty Ltd accepts no responsibility for the completeness or accuracy of any of the information contained herein, and makes no representations about its suitability for any particular purpose. Users should make their own judgements about those matters and/or seek independent advice. You assume all risks associated with use of the data provided on this page.



# Race Results



August 04, 2024, Race 6, 3 CODES DUAL SYNDICATION OPPORTUNITY TROT, Distance 2600m, Addington - Survey 3200m

Result	TAB no.	Horse (Barrier)	2600 to	2400m to
2nd	3	Lookslkeatrix... (4)	2400m	2200m
		Position in running (margin)	-	4(4.2)
		Sectional time (s)	17.38	15.70
		Cumulative time (s)	205.71	188.33
		Speed (m/s)	11.51	12.74
		Stride length (m)	5.48	5.98
		Stride duration (s)	0.453	0.469
		Stride efficiency (%)	46.92	55.86
		Stride count	36.50	33.45

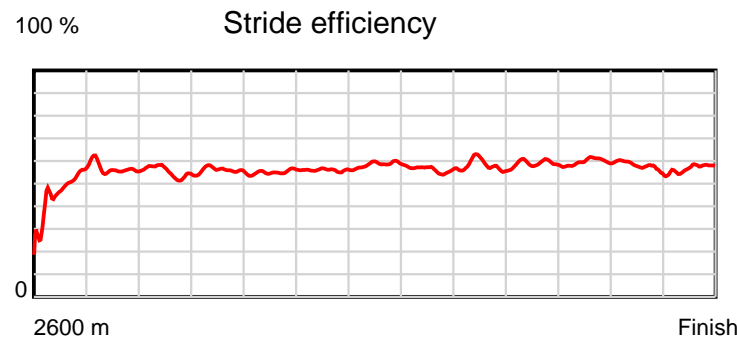
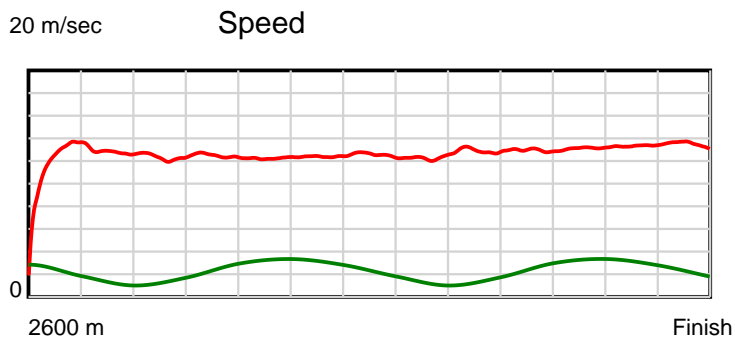
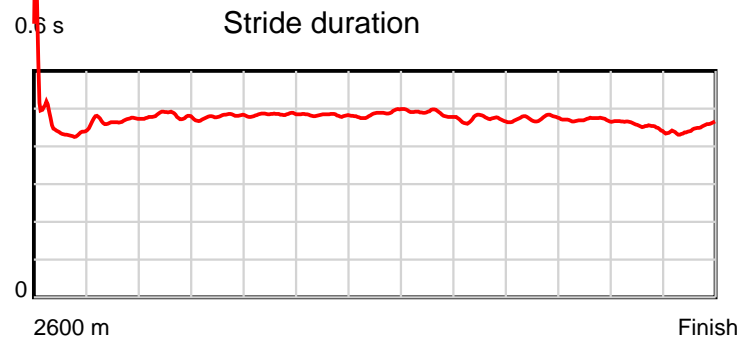
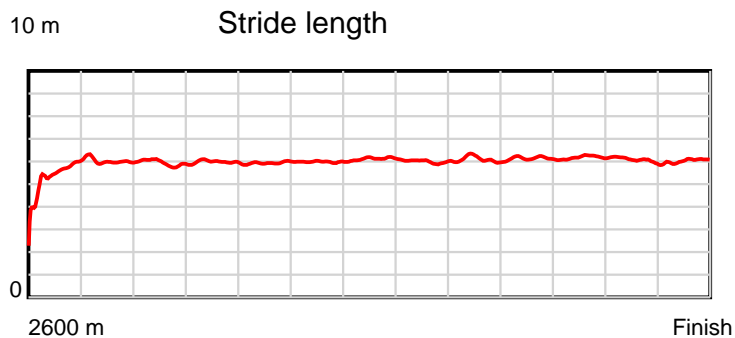
## Disclaimer.

HRNZ and NZMTC and Thoroughbred Ratings Pty Ltd accepts no responsibility for the completeness or accuracy of any of the information contained herein, and makes no representations about its suitability for any particular purpose. Users should make their own judgements about those matters and/or seek independent advice. You assume all risks associated with use of the data provided on this page.

# Race Results

August 04, 2024, Race 6, 3 CODES DUAL SYNDICATION OPPORTUNITY TROT, Distance 2600m, Addington - Survey 3200m

Result	TAB no.	Horse (Barrier)	2200m to	2000m to	1800m to	1600m to	1400m to	1200m to	1000m to	800m to	600m to	400m to	200m to	Total or	Margin
2nd	3	Looklikeatrix... (4)	2000m	1800m	1600m	1400m	1200m	1000m	800m	600m	400m	200m	WP	Average	
		Position in running (margin)	4(4.5)	4(4.4)	4(4.1)	4(4.3)	4(4.0)	4(4.0)	5(3.6)	5(3.9)	5(4.2)	5(4.6)	3(4.2)		3.70
		Sectional time (s)	16.40	15.96	16.33	15.96	15.91	16.35	15.62	15.40	15.24	14.74	14.72		
		Cumulative time (s)	172.63	156.23	140.27	123.94	107.98	92.07	75.72	60.10	44.70	29.46	14.72	3:25.71	
		Speed (m/s)	12.20	12.53	12.25	12.53	12.57	12.23	12.80	12.99	13.12	13.57	13.59	12.64	
		Stride length (m)	5.86	6.00	5.93	6.05	6.13	5.96	6.03	6.16	6.18	6.15	6.09	5.99	
		Stride duration (s)	0.481	0.479	0.485	0.483	0.487	0.488	0.471	0.474	0.471	0.453	0.448	0.474	
		Stride efficiency (%)	53.64	56.33	55.03	57.17	58.63	55.58	56.82	59.26	59.63	59.10	57.87	56.14	
		Stride count	34.14	33.31	33.70	33.06	32.65	33.54	33.17	32.48	32.38	32.52	32.87	433.77	



Note: Horizontal distance axis grid lines are 200m furlongs.

#### Disclaimer.

HRNZ and NZMTC and Thoroughbred Ratings Pty Ltd accepts no responsibility for the completeness or accuracy of any of the information contained herein, and makes no representations about its suitability for any particular purpose. Users should make their own judgements about those matters and/or seek independent advice. You assume all risks associated with use of the data provided on this page.



# Race Results



August 04, 2024, Race 6, 3 CODES DUAL SYNDICATION OPPORTUNITY TROT, Distance 2600m, Addington - Survey 3200m

Result	TAB no.	Horse (Barrier)	2600 to	2400m to
3rd	1	Natives Infern... (2)	2400m	2200m
		Position in running (margin)	-	10(24.4)
		Sectional time (s)	20.73	14.88
		Cumulative time (s)	205.73	185.00
		Speed (m/s)	9.65	13.44
		Stride length (m)	4.50	6.03
		Stride duration (s)	0.459	0.448
		Stride efficiency (%)	31.66	56.79
		Stride count	44.43	33.17

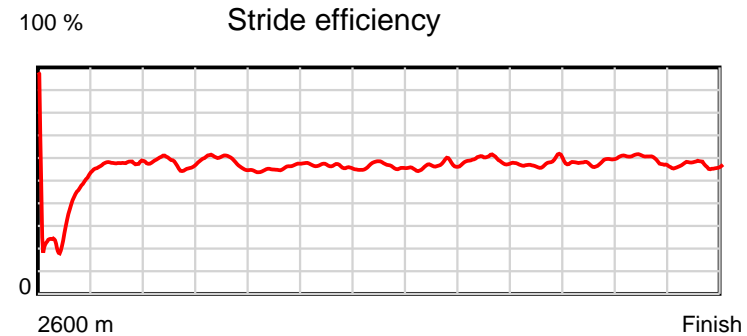
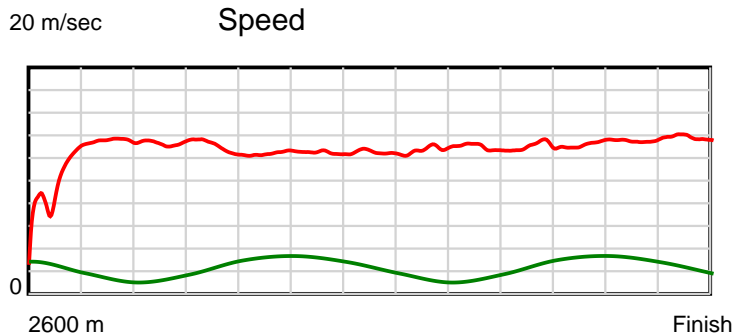
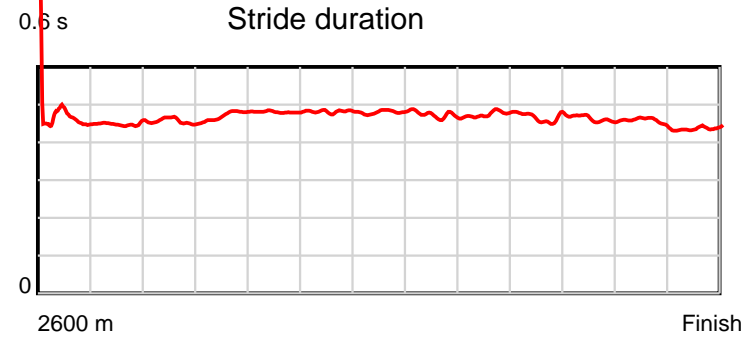
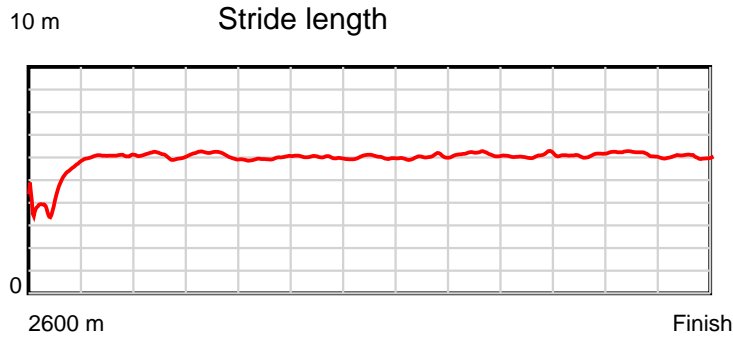
#### Disclaimer.

HRNZ and NZMTC and Thoroughbred Ratings Pty Ltd accepts no responsibility for the completeness or accuracy of any of the information contained herein, and makes no representations about its suitability for any particular purpose. Users should make their own judgements about those matters and/or seek independent advice. You assume all risks associated with use of the data provided on this page.

# Race Results

August 04, 2024, Race 6, 3 CODES DUAL SYNDICATION OPPORTUNITY TROT, Distance 2600m, Addington - Survey 3200m

Result	TAB no.	Horse (Barrier)	2200m to	2000m to	1800m to	1600m to	1400m to	1200m to	1000m to	800m to	600m to	400m to	200m to	Total or	Margin
3rd	1	Natives Infern... (2)	2000m	1800m	1600m	1400m	1200m	1000m	800m	600m	400m	200m	WP	Average	
		Position in running (margin)	9(19.7)	9(12.7)	9(9.1)	9(9.1)	9(9.3)	9(9.4)	9(7.2)	9(9.0)	8(8.4)	6(7.6)	5(6.5)		3.80
		Sectional time (s)	15.24	15.42	16.29	16.06	15.92	16.05	15.86	15.25	15.04	14.62	14.37		
		Cumulative time (s)	170.12	154.88	139.46	123.17	107.11	91.19	75.14	59.28	44.03	28.99	14.37	3:25.73	
		Speed (m/s)	13.12	12.97	12.28	12.45	12.56	12.46	12.61	13.11	13.30	13.68	13.92	12.64	
		Stride length (m)	5.98	6.12	5.90	6.00	6.03	5.89	5.99	6.11	6.14	6.22	6.09	5.89	
		Stride duration (s)	0.456	0.472	0.480	0.482	0.480	0.473	0.475	0.466	0.462	0.455	0.438	0.466	
		Stride efficiency (%)	55.92	58.48	54.36	56.20	56.89	54.18	56.14	58.28	58.92	60.47	57.91	54.12	
		Stride count	33.43	32.69	33.91	33.35	33.15	33.97	33.37	32.75	32.57	32.15	32.85	441.79	



Note: Horizontal distance axis grid lines are 200m furlongs.

#### Disclaimer.

HRNZ and NZMTC and Thoroughbred Ratings Pty Ltd accepts no responsibility for the completeness or accuracy of any of the information contained herein, and makes no representations about its suitability for any particular purpose. Users should make their own judgements about those matters and/or seek independent advice. You assume all risks associated with use of the data provided on this page.



# Race Results



August 04, 2024, Race 6, 3 CODES DUAL SYNDICATION OPPORTUNITY TROT, Distance 2600m, Addington - Survey 3200m

Result	TAB no.	Horse (Barrier)	2600 to	2400m to
4th	7	<b>Brian Beatt (8)</b>	<b>2400m</b>	<b>2200m</b>
		Position in running (margin)	-	2(1.4)
		Sectional time (s)	16.68	15.85
		Cumulative time (s)	205.75	189.07
		Speed (m/s)	11.99	12.62
		Stride length (m)	5.53	5.77
		Stride duration (s)	0.447	0.457
		Stride efficiency (%)	47.87	52.05
		Stride count	36.14	34.66

#### Disclaimer.

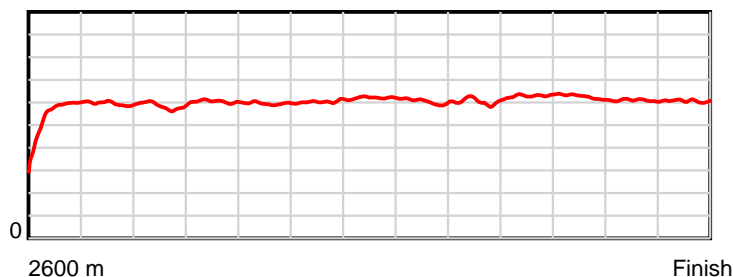
HRNZ and NZMTC and Thoroughbred Ratings Pty Ltd accepts no responsibility for the completeness or accuracy of any of the information contained herein, and makes no representations about its suitability for any particular purpose. Users should make their own judgements about those matters and/or seek independent advice. You assume all risks associated with use of the data provided on this page.

# Race Results

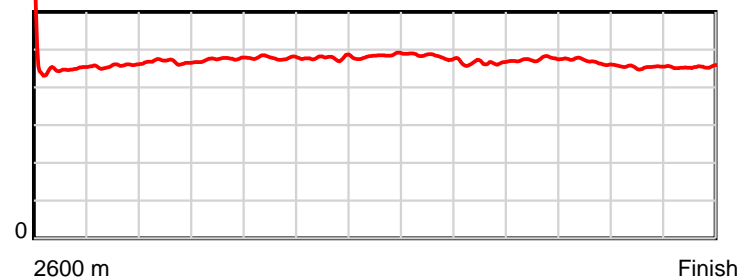
August 04, 2024, Race 6, 3 CODES DUAL SYNDICATION OPPORTUNITY TROT, Distance 2600m, Addington - Survey 3200m

Result	TAB no.	Horse (Barrier)	2200m to	2000m to	1800m to	1600m to	1400m to	1200m to	1000m to	800m to	600m to	400m to	200m to	Total or	Margin
4th	7	<b>Brian Beatt (8)</b>	<b>2000m</b>	<b>1800m</b>	<b>1600m</b>	<b>1400m</b>	<b>1200m</b>	<b>1000m</b>	<b>800m</b>	<b>600m</b>	<b>400m</b>	<b>200m</b>	<b>WP</b>	<b>Average</b>	
		Position in running (margin)	2(2.6)	3(2.6)	3(2.4)	2(2.3)	2(1.8)	2(1.8)	3(2.1)	3(2.7)	3(2.7)	2(2.4)	2(2.9)		3.90
		Sectional time (s)	16.41	15.99	16.27	15.94	15.91	16.46	15.68	15.36	15.11	14.90	15.19		
		Cumulative time (s)	173.22	156.81	140.82	124.55	108.61	92.70	76.24	60.56	45.20	30.09	15.19	3:25.75	
		Speed (m/s)	12.19	12.51	12.29	12.55	12.57	12.15	12.76	13.02	13.24	13.42	13.17	12.64	
		Stride length (m)	5.71	5.94	5.88	6.00	6.08	5.86	5.93	6.18	6.19	6.10	5.98	5.93	
		Stride duration (s)	0.468	0.475	0.478	0.478	0.484	0.483	0.464	0.475	0.468	0.454	0.455	0.469	
		Stride efficiency (%)	50.88	55.12	54.02	56.31	57.83	53.70	54.88	59.77	59.84	58.08	55.95	54.94	
		Stride count	35.05	33.68	34.01	33.32	32.88	34.12	33.75	32.34	32.32	32.81	33.42	438.50	

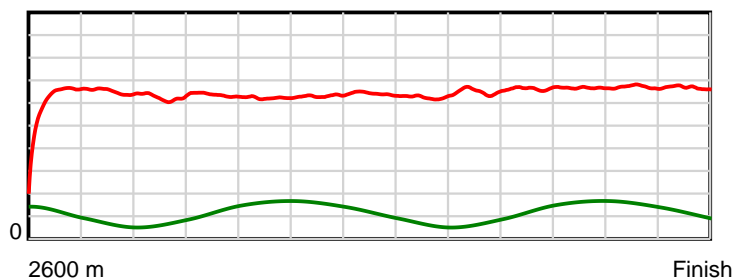
10 m Stride length



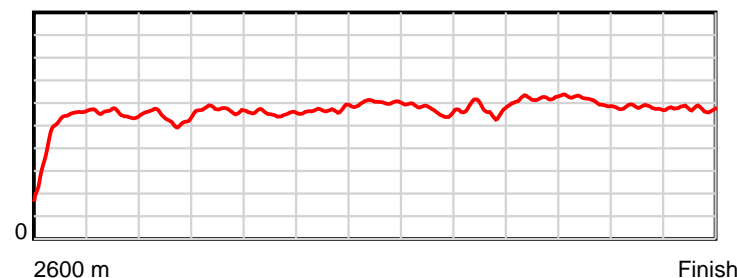
0.6 s Stride duration



20 m/sec Speed



100 % Stride efficiency



Note: Horizontal distance axis grid lines are 200m furlongs.

## Disclaimer.

HRNZ and NZMTC and Thoroughbred Ratings Pty Ltd accepts no responsibility for the completeness or accuracy of any of the information contained herein, and makes no representations about its suitability for any particular purpose. Users should make their own judgements about those matters and/or seek independent advice. You assume all risks associated with use of the data provided on this page.



# Race Results



August 04, 2024, Race 6, 3 CODES DUAL SYNDICATION OPPORTUNITY TROT, Distance 2600m, Addington - Survey 3200m

Result	TAB no.	Horse (Barrier)	2600 to	2400m to
5th	11	<b>Boyz Invasion (1)</b>	<b>2400m</b>	<b>2200m</b>
		Position in running (margin)	-	5(6.4)
		Sectional time (s)	17.65	15.59
		Cumulative time (s)	206.66	189.01
		Speed (m/s)	11.33	12.83
		Stride length (m)	5.41	5.63
		Stride duration (s)	0.438	0.439
		Stride efficiency (%)	45.74	49.52
		Stride count	36.97	35.53

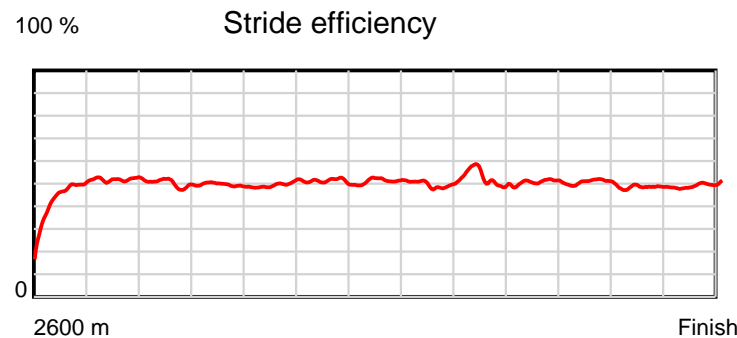
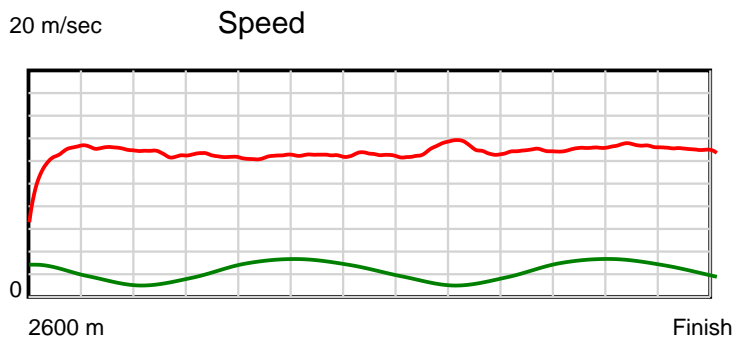
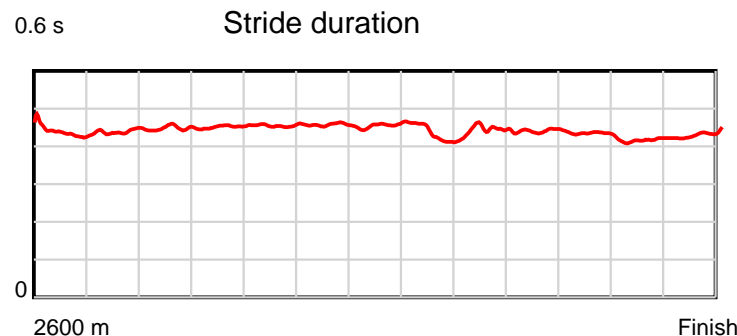
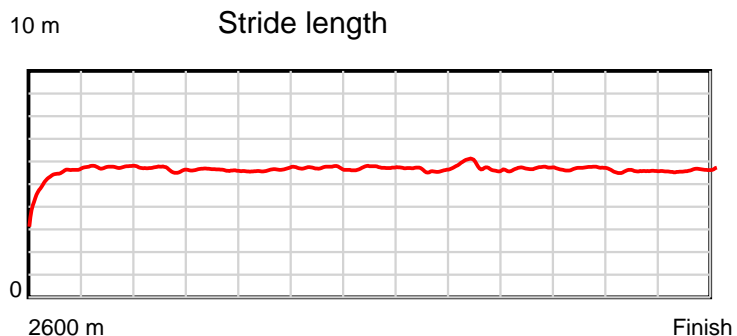
#### Disclaimer.

HRNZ and NZMTC and Thoroughbred Ratings Pty Ltd accepts no responsibility for the completeness or accuracy of any of the information contained herein, and makes no representations about its suitability for any particular purpose. Users should make their own judgements about those matters and/or seek independent advice. You assume all risks associated with use of the data provided on this page.

# Race Results

August 04, 2024, Race 6, 3 CODES DUAL SYNDICATION OPPORTUNITY TROT, Distance 2600m, Addington - Survey 3200m

Result	TAB no.	Horse (Barrier)	2200m to	2000m to	1800m to	1600m to	1400m to	1200m to	1000m to	800m to	600m to	400m to	200m to	Total or	Margin
5th	11	<b>Boyz Invasion (1)</b>	<b>2000m</b>	<b>1800m</b>	<b>1600m</b>	<b>1400m</b>	<b>1200m</b>	<b>1000m</b>	<b>800m</b>	<b>600m</b>	<b>400m</b>	<b>200m</b>	<b>WP</b>	<b>Average</b>	
		Position in running (margin)	5(6.1)	5(4.9)	5(4.8)	5(5.1)	5(5.6)	5(5.5)	2(1.7)	4(2.9)	4(3.4)	4(4.5)	4(6.4)		8.80
		Sectional time (s)	16.21	16.01	16.34	16.11	15.88	15.78	15.77	15.43	15.35	15.13	15.41		
		Cumulative time (s)	173.42	157.21	141.20	124.86	108.75	92.87	77.09	61.32	45.89	30.54	15.41	3:26.66	
		Speed (m/s)	12.34	12.49	12.24	12.41	12.59	12.67	12.68	12.96	13.03	13.22	12.98	12.58	
		Stride length (m)	5.53	5.64	5.57	5.68	5.74	5.50	5.64	5.72	5.64	5.51	5.62	5.60	
		Stride duration (s)	0.448	0.452	0.455	0.457	0.455	0.434	0.445	0.441	0.433	0.417	0.433	0.445	
		Stride efficiency (%)	47.72	49.74	48.47	50.40	51.41	47.26	49.67	51.16	49.69	47.42	49.31	49.00	
		Stride count	36.19	35.45	35.91	35.22	34.87	36.37	35.47	34.95	35.47	36.31	35.60	464.31	



Note: Horizontal distance axis grid lines are 200m furlongs.

#### Disclaimer.

HRNZ and NZMTC and Thoroughbred Ratings Pty Ltd accepts no responsibility for the completeness or accuracy of any of the information contained herein, and makes no representations about its suitability for any particular purpose. Users should make their own judgements about those matters and/or seek independent advice. You assume all risks associated with use of the data provided on this page.



# Race Results



August 04, 2024, Race 6, 3 CODES DUAL SYNDICATION OPPORTUNITY TROT, Distance 2600m, Addington - Survey 3200m

Result	TAB no.	Horse (Barrier)	2600 to	2400m to
6th	6	Crown The Mome... (7)	2400m	2200m
		Position in running (margin)	-	9(16.5)
		Sectional time (s)	19.43	15.59
		Cumulative time (s)	207.68	188.25
		Speed (m/s)	10.29	12.83
		Stride length (m)	5.27	5.94
		Stride duration (s)	0.459	0.463
		Stride efficiency (%)	43.37	55.15
		Stride count	37.96	33.67

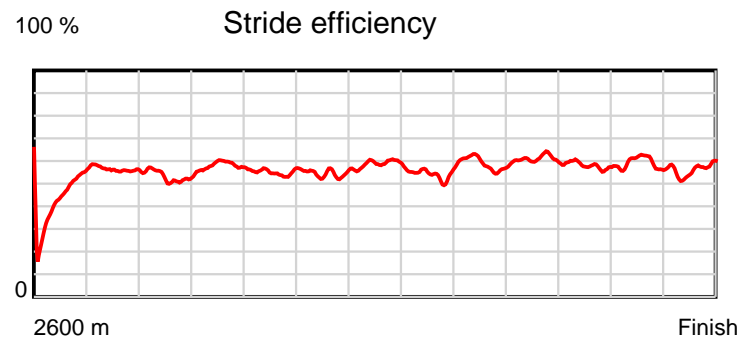
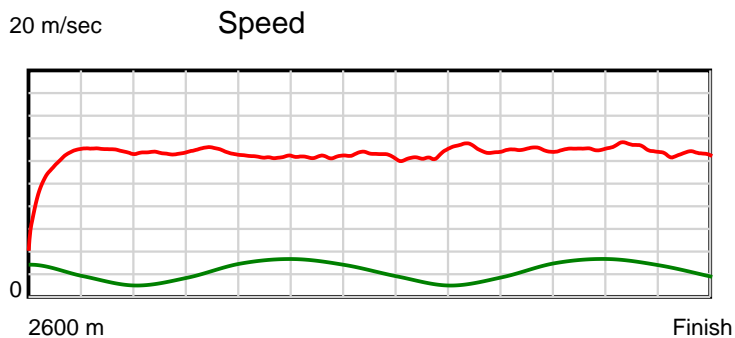
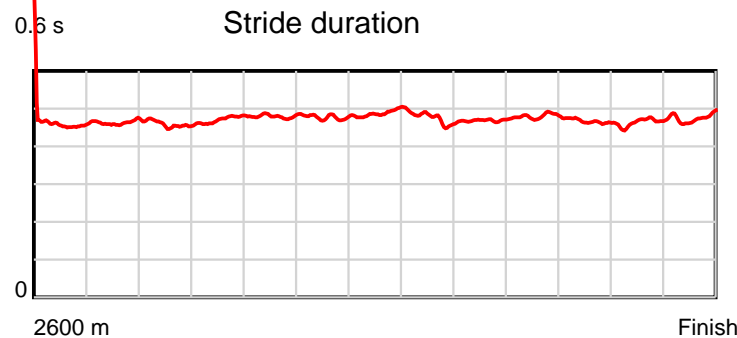
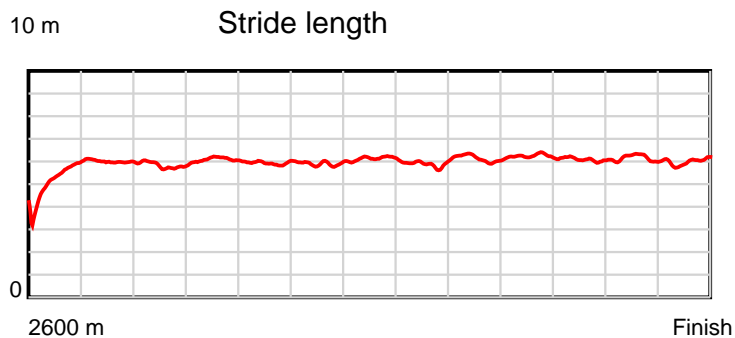
#### Disclaimer.

HRNZ and NZMTC and Thoroughbred Ratings Pty Ltd accepts no responsibility for the completeness or accuracy of any of the information contained herein, and makes no representations about its suitability for any particular purpose. Users should make their own judgements about those matters and/or seek independent advice. You assume all risks associated with use of the data provided on this page.

# Race Results

August 04, 2024, Race 6, 3 CODES DUAL SYNDICATION OPPORTUNITY TROT, Distance 2600m, Addington - Survey 3200m

Result	TAB no.	Horse (Barrier)	2200m to	2000m to	1800m to	1600m to	1400m to	1200m to	1000m to	800m to	600m to	400m to	200m to	Total or	Margin
6th	6	Crown The Mome... (7)	2000m	1800m	1600m	1400m	1200m	1000m	800m	600m	400m	200m	WP	Average	
		Position in running (margin)	8(16.1)	8(12.5)	8(9.1)	8(8.6)	8(8.4)	8(8.3)	8(7.2)	7(6.3)	6(6.3)	7(7.9)	7(10.3)		14.30
		Sectional time (s)	15.82	15.44	16.22	15.99	15.89	16.23	15.42	15.36	15.43	15.20	15.66		
		Cumulative time (s)	172.66	156.84	141.40	125.18	109.19	93.30	77.07	61.65	46.29	30.86	15.66	3:27.68	
		Speed (m/s)	12.64	12.95	12.33	12.51	12.59	12.32	12.97	13.02	12.96	13.16	12.77	12.52	
		Stride length (m)	5.79	6.10	5.92	5.97	6.14	5.85	6.08	6.25	6.04	6.11	6.08	5.95	
		Stride duration (s)	0.458	0.471	0.480	0.477	0.488	0.475	0.469	0.480	0.466	0.464	0.476	0.476	
		Stride efficiency (%)	52.46	58.21	54.69	55.69	58.96	53.54	57.71	60.99	57.01	58.27	57.83	55.41	
		Stride count	34.52	32.77	33.81	33.50	32.56	34.17	32.91	32.01	33.11	32.75	32.88	436.62	



Note: Horizontal distance axis grid lines are 200m furlongs.

#### Disclaimer.

HRNZ and NZMTC and Thoroughbred Ratings Pty Ltd accepts no responsibility for the completeness or accuracy of any of the information contained herein, and makes no representations about its suitability for any particular purpose. Users should make their own judgements about those matters and/or seek independent advice. You assume all risks associated with use of the data provided on this page.



# Race Results



August 04, 2024, Race 6, 3 CODES DUAL SYNDICATION OPPORTUNITY TROT, Distance 2600m, Addington - Survey 3200m

Result	TAB no.	Horse (Barrier)	2600 to	2400m to
7th	4	<b>Bullit Train (5)</b>	<b>2400m</b>	<b>2200m</b>
		Position in running (margin)	-	7(9.1)
		Sectional time (s)	18.26	15.55
		Cumulative time (s)	208.78	190.52
		Speed (m/s)	10.95	12.86
		Stride length (m)	5.40	6.07
		Stride duration (s)	0.463	0.472
		Stride efficiency (%)	45.56	57.61
		Stride count	37.04	32.94

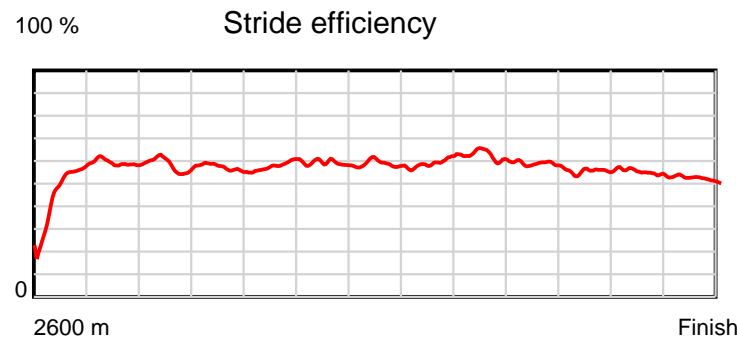
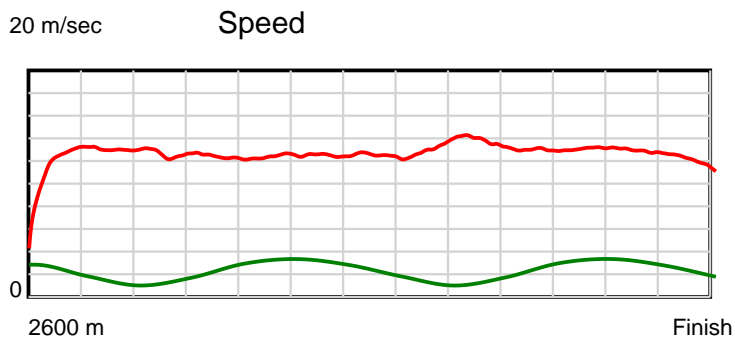
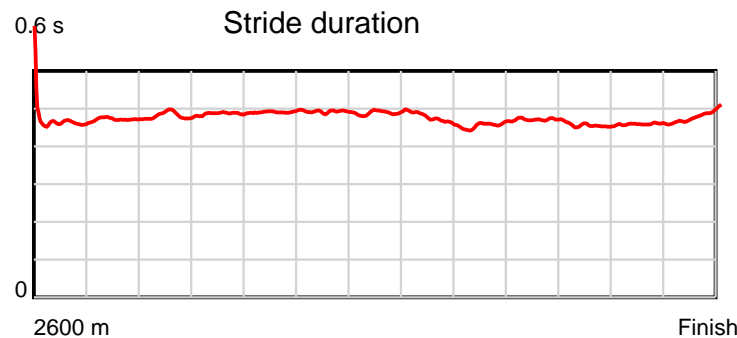
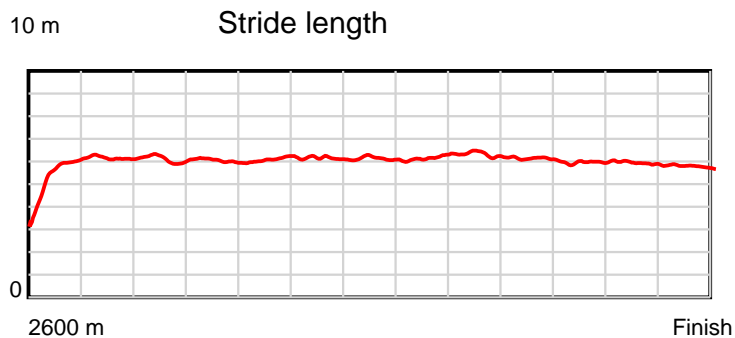
#### Disclaimer.

HRNZ and NZMTC and Thoroughbred Ratings Pty Ltd accepts no responsibility for the completeness or accuracy of any of the information contained herein, and makes no representations about its suitability for any particular purpose. Users should make their own judgements about those matters and/or seek independent advice. You assume all risks associated with use of the data provided on this page.

# Race Results

August 04, 2024, Race 6, 3 CODES DUAL SYNDICATION OPPORTUNITY TROT, Distance 2600m, Addington - Survey 3200m

Result	TAB no.	Horse (Barrier)	2200m to	2000m to	1800m to	1600m to	1400m to	1200m to	1000m to	800m to	600m to	400m to	200m to	Total or	Margin
7th	4	<b>Bullit Train (5)</b>	<b>2000m</b>	<b>1800m</b>	<b>1600m</b>	<b>1400m</b>	<b>1200m</b>	<b>1000m</b>	<b>800m</b>	<b>600m</b>	<b>400m</b>	<b>200m</b>	<b>WP</b>	<b>Average</b>	
		Position in running (margin)	6(8.4)	6(6.8)	7(7.1)	7(7.2)	7(7.8)	7(8.1)	6(4.0)	2(0.8)	2(1.5)	3(2.8)	6(8.4)		20.30
		Sectional time (s)	16.14	16.07	16.31	16.12	15.97	15.72	15.05	15.45	15.39	15.76	16.99		
		Cumulative time (s)	174.97	158.83	142.76	126.45	110.33	94.36	78.64	63.59	48.14	32.75	16.99	3:28.78	
		Speed (m/s)	12.39	12.45	12.26	12.41	12.52	12.72	13.29	12.94	13.00	12.69	11.77	12.45	
		Stride length (m)	5.97	6.06	6.02	6.11	6.13	6.02	6.07	6.10	5.92	5.82	5.69	5.95	
		Stride duration (s)	0.482	0.487	0.491	0.492	0.489	0.473	0.457	0.471	0.455	0.459	0.484	0.477	
		Stride efficiency (%)	55.70	57.36	56.69	58.28	58.64	56.69	57.60	58.10	54.76	52.92	50.66	55.23	
		Stride count	33.50	33.01	33.20	32.75	32.65	33.21	32.94	32.80	33.79	34.37	35.12	437.32	



Note: Horizontal distance axis grid lines are 200m furlongs.

**Disclaimer.**

HRNZ and NZMTC and Thoroughbred Ratings Pty Ltd accepts no responsibility for the completeness or accuracy of any of the information contained herein, and makes no representations about its suitability for any particular purpose. Users should make their own judgements about those matters and/or seek independent advice. You assume all risks associated with use of the data provided on this page.



# Race Results



August 04, 2024, Race 6, 3 CODES DUAL SYNDICATION OPPORTUNITY TROT, Distance 2600m, Addington - Survey 3200m

Result	TAB no.	Horse (Barrier)	2600 to	2400m to
8th	10	Rachmaninov (0)	2400m	2200m
		Position in running (margin)	-	8(11.5)
		Sectional time (s)	18.61	15.55
		Cumulative time (s)	212.12	193.51
		Speed (m/s)	10.75	12.86
		Stride length (m)	6.01	6.37
		Stride duration (s)	0.496	0.495
		Stride efficiency (%)	56.35	63.47
		Stride count	33.31	31.38

#### Disclaimer.

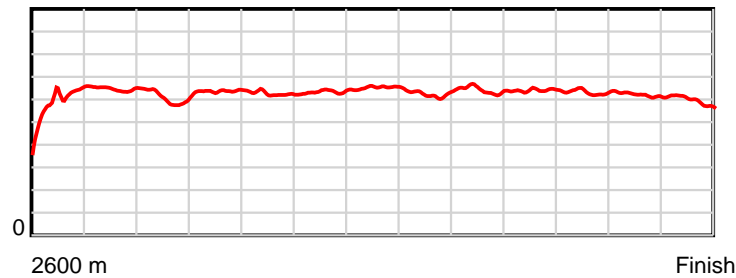
HRNZ and NZMTC and Thoroughbred Ratings Pty Ltd accepts no responsibility for the completeness or accuracy of any of the information contained herein, and makes no representations about its suitability for any particular purpose. Users should make their own judgements about those matters and/or seek independent advice. You assume all risks associated with use of the data provided on this page.

# Race Results

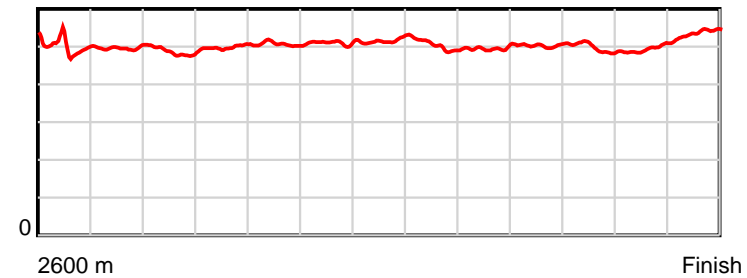
August 04, 2024, Race 6, 3 CODES DUAL SYNDICATION OPPORTUNITY TROT, Distance 2600m, Addington - Survey 3200m

Result	TAB no.	Horse (Barrier)	2200m to	2000m to	1800m to	1600m to	1400m to	1200m to	1000m to	800m to	600m to	400m to	200m to	Total or	Margin
8th	10	Rachmaninov (0)	2000m	1800m	1600m	1400m	1200m	1000m	800m	600m	400m	200m	WP	Average	
		Position in running (margin)	7(10.8)	7(9.3)	6(7.0)	6(6.3)	6(6.6)	6(6.1)	7(5.5)	8(7.1)	9(9.0)	9(13.8)	8(21.7)		38.40
		Sectional time (s)	16.15	15.64	16.18	16.06	15.83	16.32	15.83	15.67	15.96	16.14	18.18		
		Cumulative time (s)	177.96	161.81	146.17	129.99	113.93	98.10	81.78	65.95	50.28	34.32	18.18	3:32.12	
		Speed (m/s)	12.38	12.79	12.36	12.45	12.63	12.25	12.63	12.76	12.53	12.39	11.00	12.26	
		Stride length (m)	6.02	6.38	6.26	6.36	6.52	6.17	6.26	6.42	6.22	6.14	5.92	6.23	
		Stride duration (s)	0.486	0.499	0.506	0.511	0.516	0.503	0.496	0.503	0.496	0.495	0.538	0.508	
		Stride efficiency (%)	56.65	63.52	61.23	63.24	66.41	59.42	61.25	64.44	60.43	58.88	54.79	60.64	
		Stride count	33.22	31.37	31.95	31.44	30.68	32.43	31.95	31.14	32.16	32.58	33.78	417.39	

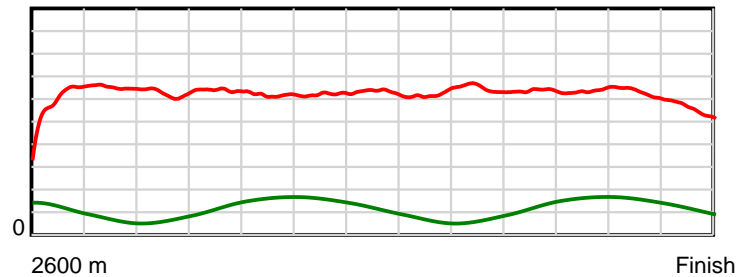
10 m Stride length



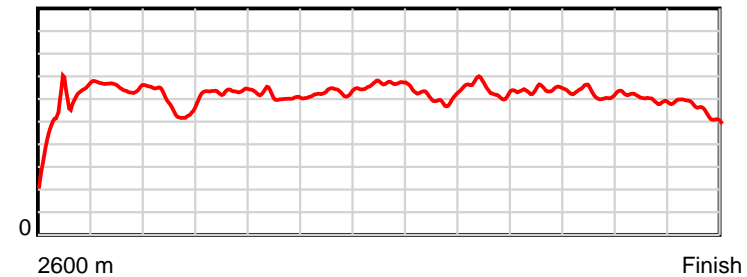
0.6 s Stride duration



20 m/sec Speed



100 % Stride efficiency



Note: Horizontal distance axis grid lines are 200m furlongs.

## Disclaimer.

HRNZ and NZMTC and Thoroughbred Ratings Pty Ltd accepts no responsibility for the completeness or accuracy of any of the information contained herein, and makes no representations about its suitability for any particular purpose. Users should make their own judgements about those matters and/or seek independent advice. You assume all risks associated with use of the data provided on this page.



# Race Results



August 04, 2024, Race 6, 3 CODES DUAL SYNDICATION OPPORTUNITY TROT, Distance 2600m, Addington - Survey 3200m

Result	TAB no.	Horse (Barrier)	2600 to	2400m to
9th	2	<b>Special Effect... (3)</b>	<b>2400m</b>	<b>2200m</b>
		Position in running (margin)	-	11(32.3)
		Sectional time (s)	21.88	17.15
		Cumulative time (s)	212.85	190.97
		Speed (m/s)	9.14	11.66
		Stride length (m)	4.01	5.25
		Stride duration (s)	0.429	0.450
		Stride efficiency (%)	25.18	43.12
		Stride count	49.83	38.07

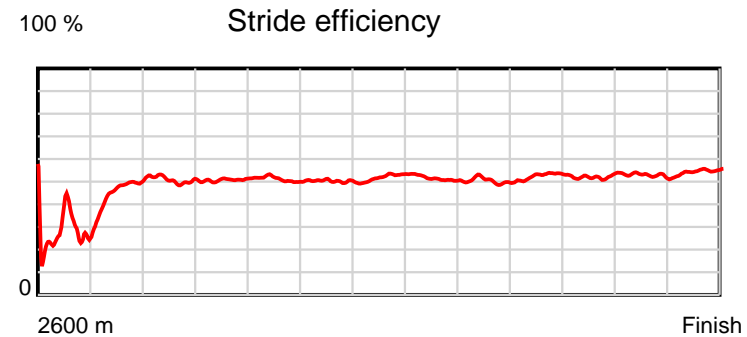
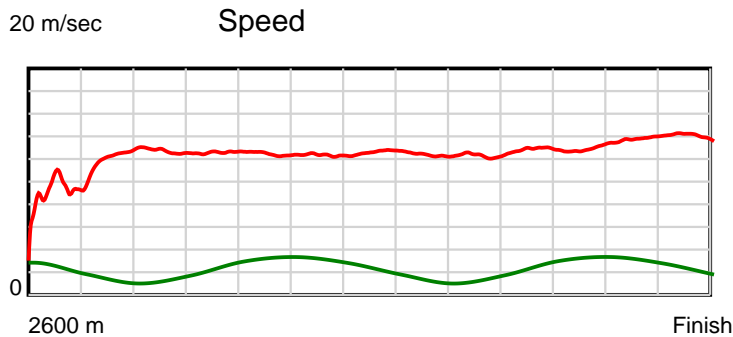
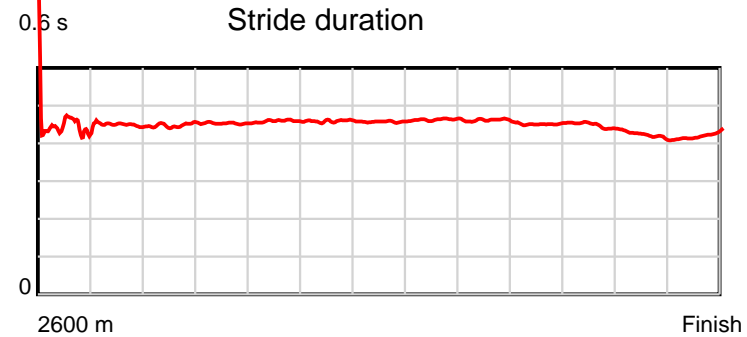
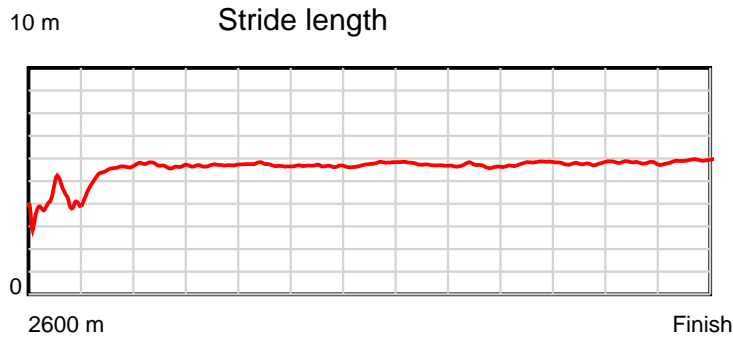
#### Disclaimer.

HRNZ and NZMTC and Thoroughbred Ratings Pty Ltd accepts no responsibility for the completeness or accuracy of any of the information contained herein, and makes no representations about its suitability for any particular purpose. Users should make their own judgements about those matters and/or seek independent advice. You assume all risks associated with use of the data provided on this page.

# Race Results

August 04, 2024, Race 6, 3 CODES DUAL SYNDICATION OPPORTUNITY TROT, Distance 2600m, Addington - Survey 3200m

Result	TAB no.	Horse (Barrier)	2200m to	2000m to	1800m to	1600m to	1400m to	1200m to	1000m to	800m to	600m to	400m to	200m to	Total or	Margin
9th	2	Special Effect... (3)	2000m	1800m	1600m	1400m	1200m	1000m	800m	600m	400m	200m	WP	Average	
		Position in running (margin)	10(41.3)	10(39.6)	10(39.0)	10(38.7)	10(39.8)	10(40.0)	10(40.7)	10(47.9)	10(49.6)	10(52.0)	10(50.3)		42.30
		Sectional time (s)	16.13	15.92	16.24	16.20	15.94	16.54	16.76	15.63	15.57	14.53	14.36		
		Cumulative time (s)	173.82	157.69	141.77	125.53	109.33	93.39	76.85	60.09	44.46	28.89	14.36	3:32.85	
		Speed (m/s)	12.40	12.56	12.32	12.35	12.55	12.09	11.93	12.80	12.85	13.76	13.93	12.22	
		Stride length (m)	5.56	5.69	5.65	5.67	5.74	5.60	5.50	5.77	5.74	5.78	5.88	5.48	
		Stride duration (s)	0.448	0.453	0.459	0.459	0.457	0.463	0.461	0.451	0.447	0.420	0.422	0.448	
		Stride efficiency (%)	48.26	50.62	49.92	50.24	51.46	48.98	47.29	52.10	51.49	52.26	53.97	46.88	
		Stride count	35.99	35.14	35.39	35.27	34.85	35.72	36.36	34.64	34.84	34.58	34.03	474.71	



Note: Horizontal distance axis grid lines are 200m furlongs.

#### Disclaimer.

HRNZ and NZMTC and Thoroughbred Ratings Pty Ltd accepts no responsibility for the completeness or accuracy of any of the information contained herein, and makes no representations about its suitability for any particular purpose. Users should make their own judgements about those matters and/or seek independent advice. You assume all risks associated with use of the data provided on this page.



# Race Results



August 04, 2024, Race 6, 3 CODES DUAL SYNDICATION OPPORTUNITY TROT, Distance 2600m, Addington - Survey 3200m

Result	TAB no.	Horse (Barrier)	2600 to	2400m to
10th	9	<b>Brianna (10)</b>	<b>2400m</b>	<b>2200m</b>
		Position in running (margin)	-	3(3.3)
		Sectional time (s)	17.10	15.66
		Cumulative time (s)	212.92	195.82
		Speed (m/s)	11.69	12.77
		Stride length (m)	5.95	6.26
		Stride duration (s)	0.474	0.491
		Stride efficiency (%)	55.25	61.32
		Stride count	33.63	31.93

## Disclaimer.

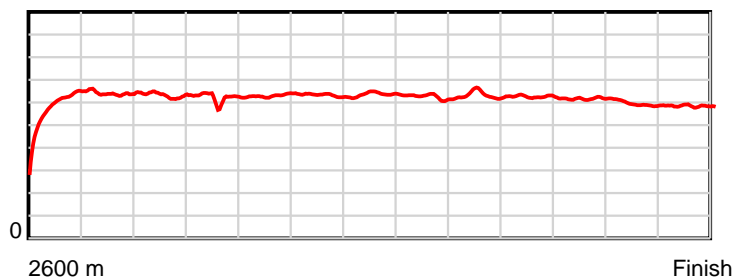
HRNZ and NZMTC and Thoroughbred Ratings Pty Ltd accepts no responsibility for the completeness or accuracy of any of the information contained herein, and makes no representations about its suitability for any particular purpose. Users should make their own judgements about those matters and/or seek independent advice. You assume all risks associated with use of the data provided on this page.

# Race Results

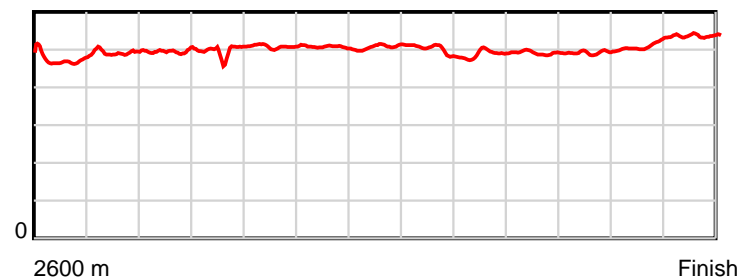
August 04, 2024, Race 6, 3 CODES DUAL SYNDICATION OPPORTUNITY TROT, Distance 2600m, Addington - Survey 3200m

Result	TAB no.	Horse (Barrier)	2200m to	2000m to	1800m to	1600m to	1400m to	1200m to	1000m to	800m to	600m to	400m to	200m to	Total or	Margin
10th	9	<b>Brianna (10)</b>	<b>2000m</b>	<b>1800m</b>	<b>1600m</b>	<b>1400m</b>	<b>1200m</b>	<b>1000m</b>	<b>800m</b>	<b>600m</b>	<b>400m</b>	<b>200m</b>	<b>WP</b>	<b>Average</b>	
		Position in running (margin)	3(3.4)	2(2.2)	2(2.3)	3(2.9)	3(3.1)	4(2.6)	6(4.6)	7(6.6)	8(12.5)	9(26.4)		42.70	
		Sectional time (s)	16.21	16.04	16.39	16.08	15.89	16.32	15.90	15.68	16.15	17.13	18.37		
		Cumulative time (s)	180.16	163.95	147.91	131.52	115.44	99.55	83.23	67.33	51.65	35.50	18.37	3:32.92	
		Speed (m/s)	12.34	12.47	12.20	12.44	12.59	12.25	12.58	12.76	12.38	11.68	10.89	12.21	
		Stride length (m)	6.10	6.14	6.20	6.30	6.39	6.12	6.15	6.26	6.10	5.99	5.84	6.14	
		Stride duration (s)	0.494	0.493	0.508	0.507	0.508	0.500	0.489	0.491	0.493	0.513	0.536	0.502	
		Stride efficiency (%)	58.17	58.94	60.14	62.09	63.75	58.54	59.15	61.31	58.14	56.01	53.25	58.82	
		Stride count	32.78	32.57	32.24	31.73	31.31	32.68	32.51	31.93	32.79	33.41	34.26	423.77	

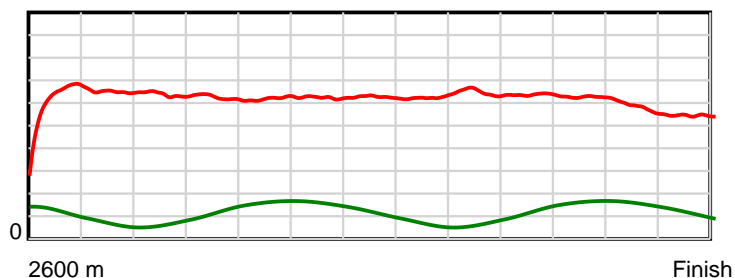
10 m Stride length



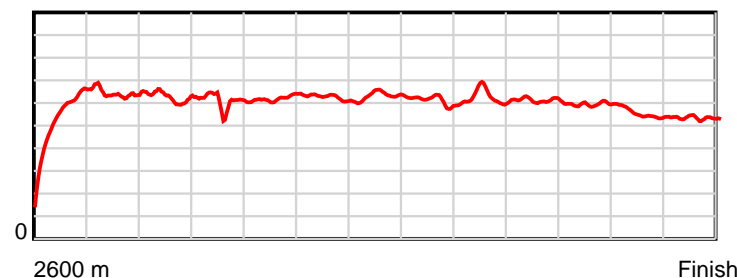
0.6 s Stride duration



20 m/sec Speed



100 % Stride efficiency



Note: Horizontal distance axis grid lines are 200m furlongs.

## Disclaimer.

HRNZ and NZMTC and Thoroughbred Ratings Pty Ltd accepts no responsibility for the completeness or accuracy of any of the information contained herein, and makes no representations about its suitability for any particular purpose. Users should make their own judgements about those matters and/or seek independent advice. You assume all risks associated with use of the data provided on this page.



# Race Results



August 04, 2024, Race 6, 3 CODES DUAL SYNDICATION OPPORTUNITY TROT, Distance 2600m, Addington - Survey 3200m

Result	TAB no.	Horse (Barrier)	2600 to	2400m to
11th	5	Living The Mom... (6)	2400m	2200m
		Position in running (margin)	-	6(8.2)
		Sectional time (s)	17.81	21.61
		Cumulative time (s)	213.22	195.41
		Speed (m/s)	11.23	9.25
		Stride length (m)	5.29	4.15
		Stride duration (s)	0.445	0.448
		Stride efficiency (%)	43.72	26.91
		Stride count	37.81	48.19

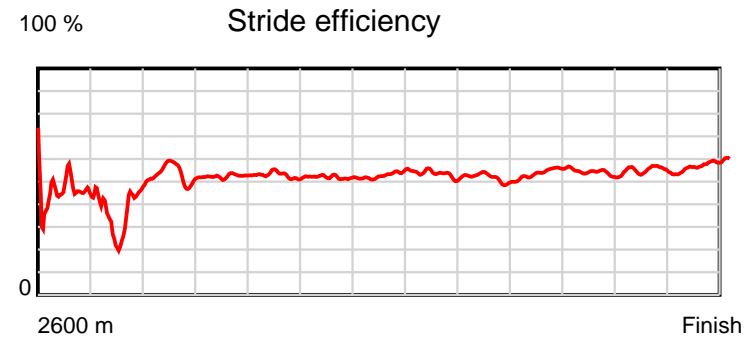
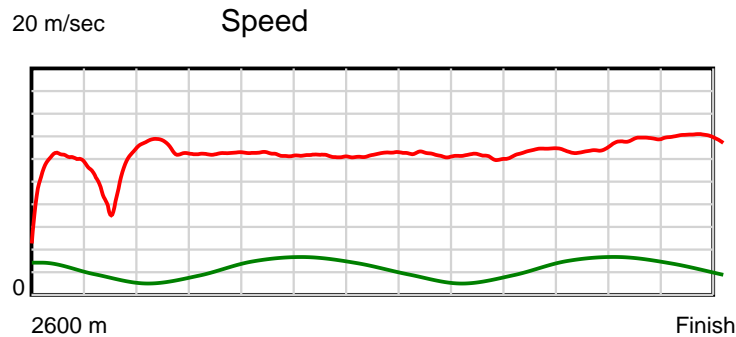
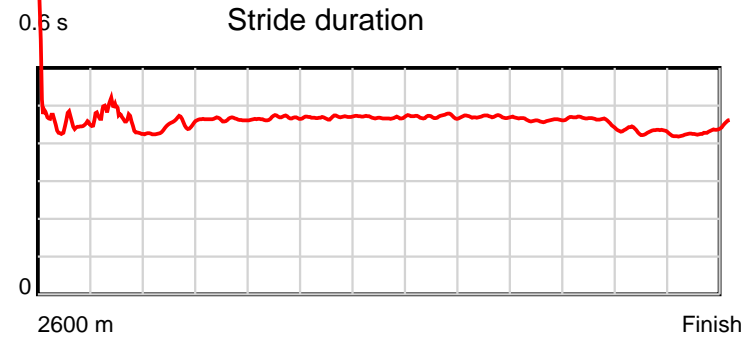
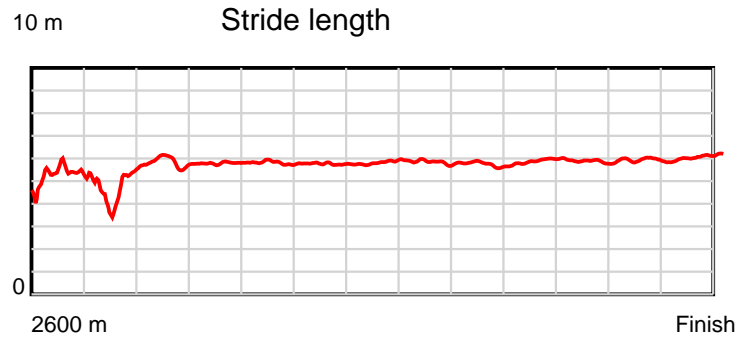
## Disclaimer.

HRNZ and NZMTC and Thoroughbred Ratings Pty Ltd accepts no responsibility for the completeness or accuracy of any of the information contained herein, and makes no representations about its suitability for any particular purpose. Users should make their own judgements about those matters and/or seek independent advice. You assume all risks associated with use of the data provided on this page.

# Race Results

August 04, 2024, Race 6, 3 CODES DUAL SYNDICATION OPPORTUNITY TROT, Distance 2600m, Addington - Survey 3200m

Result	TAB no.	Horse (Barrier)	2200m to	2000m to	1800m to	1600m to	1400m to	1200m to	1000m to	800m to	600m to	400m to	200m to	Total or	Margin
11th	5	Living The Mom... (6)	2000m	1800m	1600m	1400m	1200m	1000m	800m	600m	400m	200m	WP	Average	
		Position in running (margin)	11(44.0)	11(41.3)	11(40.6)	11(40.8)	11(42.0)	11(42.3)	11(42.6)	11(49.7)	11(51.4)	11(54.2)	11(52.1)		44.30
		Sectional time (s)	15.97	15.90	16.33	16.22	15.95	16.46	16.76	15.62	15.65	14.47	14.47		
		Cumulative time (s)	173.80	157.83	141.93	125.60	109.38	93.43	76.97	60.21	44.59	28.94	14.47	3:33.22	
		Speed (m/s)	12.52	12.58	12.25	12.33	12.54	12.15	11.93	12.80	12.78	13.82	13.82	12.19	
		Stride length (m)	5.63	5.83	5.73	5.78	5.88	5.73	5.60	5.92	5.83	5.93	6.02	5.59	
		Stride duration (s)	0.449	0.464	0.468	0.469	0.469	0.472	0.470	0.462	0.456	0.429	0.436	0.459	
		Stride efficiency (%)	49.47	53.16	51.30	52.28	54.03	51.31	49.07	54.70	53.04	54.96	56.71	48.86	
		Stride count	35.55	34.29	34.91	34.58	34.01	34.90	35.69	33.81	34.33	33.72	33.20	464.99	



Note: Horizontal distance axis grid lines are 200m furlongs.

#### Disclaimer.

HRNZ and NZMTC and Thoroughbred Ratings Pty Ltd accepts no responsibility for the completeness or accuracy of any of the information contained herein, and makes no representations about its suitability for any particular purpose. Users should make their own judgements about those matters and/or seek independent advice. You assume all risks associated with use of the data provided on this page.