



Race Results

NZ Metropolitan Trotting Club Inc, HRNZ, August 04, 2024

Compilation date: August 4, 2024, 4:23:23 PM (NZST)

Copyright © 2024 HRNZ and NZMTC. All rights reserved.

Trademarks.

StrideMASTER is a registered trademark of Thoroughbred Ratings Pty Ltd.

Disclaimer.

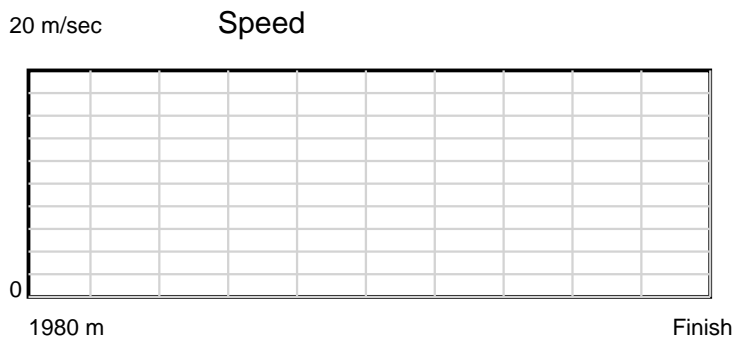
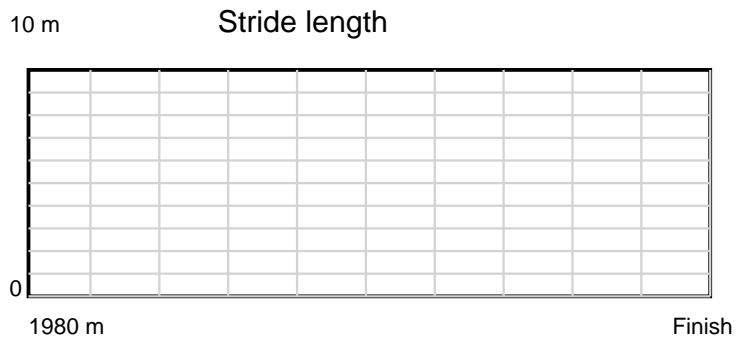
HRNZ and NZMTC and Thoroughbred Ratings Pty Ltd accepts no responsibility for the completeness or accuracy of any of the information contained herein, and makes no representations about its suitability for any particular purpose. Users should make their own judgements about those matters and/or seek independent advice. You assume all risks associated with use of the data provided on this page.



Race Results

August 04, 2024, Race 1, COME RACE WITH US '3 CODES SYNDICATION' MOBILE PACE, Distance 1980m, Addington - Survey 1980m

Result	TAB no.	Horse (Barrier)	1980 to 1800m	1800m to 1600m	1600m to 1400m	1400m to 1200m	1200m to 1000m	1000m to 800m	800m to 600m	600m to 400m	400m to 200m	200m to WP	Total or Average	Margin
1st	4	Waterholes Roa... (4)												
		Position in running (margin)	-	()	()	()	()	()	()	()	()	()		0.00
		Sectional time (s)												
		Cumulative time (s)	NaN	NaN	NaN	NaN	NaN	NaN	NaN	NaN	NaN	NaN	0:00.00	
		Speed (m/s)											inf	
		Stride length (m)											nan	
		Stride duration (s)											nan	
		Stride efficiency (%)											nan	
		Stride count											0.00	



Note: Horizontal distance axis grid lines are 200m furlongs.

Disclaimer.


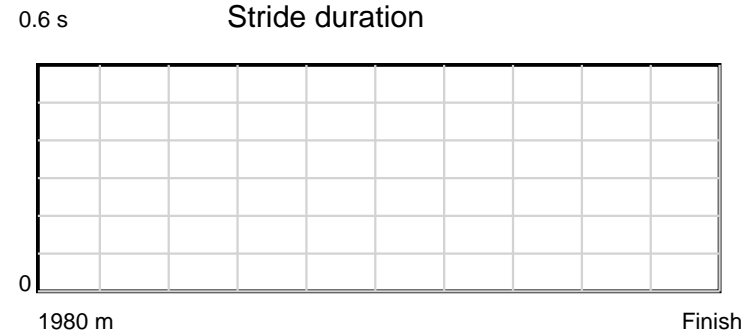
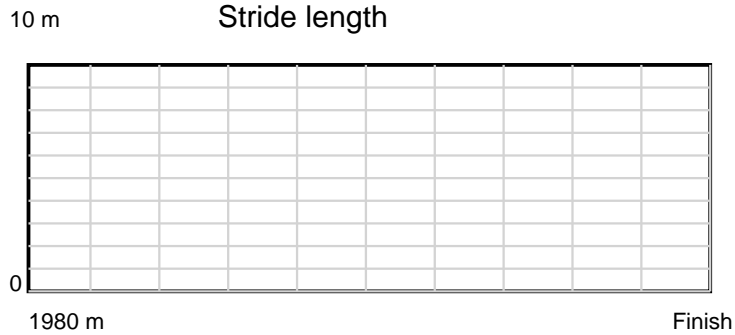
HRNZ and NZMTC and Thoroughbred Ratings Pty Ltd accepts no responsibility for the completeness or accuracy of any of the information contained herein, and makes no representations about its suitability for any particular purpose. Users should make their own judgements about those matters and/or seek independent advice. You assume all risks associated with use of the data provided on this page.



Race Results

August 04, 2024, Race 1, COME RACE WITH US '3 CODES SYNDICATION' MOBILE PACE, Distance 1980m, Addington - Survey 1980m

Result	TAB no.	Horse (Barrier)	1980 to 1800m	1800m to 1600m	1600m to 1400m	1400m to 1200m	1200m to 1000m	1000m to 800m	800m to 600m	600m to 400m	400m to 200m	200m to WP	Total or Average	Margin
2nd	3	Woodlea Diamon... (3)												
		Position in running (margin)	-	()	()	()	()	()	()	()	()	()		2.20
		Sectional time (s)												
		Cumulative time (s)	NaN	NaN	NaN	NaN	NaN	NaN	NaN	NaN	NaN	NaN	0:00.42	
		Speed (m/s)											4714.29	
		Stride length (m)											nan	
		Stride duration (s)											nan	
		Stride efficiency (%)											nan	
		Stride count											0.00	



Note: Horizontal distance axis grid lines are 200m furlongs.


Disclaimer.
 HRNZ and NZMTC and Thoroughbred Ratings Pty Ltd accepts no responsibility for the completeness or accuracy of any of the information contained herein, and makes no representations about its suitability for any particular purpose. Users should make their own judgements about those matters and/or seek independent advice. You assume all risks associated with use of the data provided on this page.



Race Results

August 04, 2024, Race 1, COME RACE WITH US '3 CODES SYNDICATION' MOBILE PACE, Distance 1980m, Addington - Survey 1980m

Result	TAB no.	Horse (Barrier)	1980 to 1800m	1800m to 1600m	1600m to 1400m	1400m to 1200m	1200m to 1000m	1000m to 800m	800m to 600m	600m to 400m	400m to 200m	200m to WP	Total or Average	Margin
5th	1	Fear Gogh (1)												
		Position in running (margin)	-	()	()	()	()	()	()	()	()	()		21.80
		Sectional time (s)												
		Cumulative time (s)	NaN	NaN	NaN	NaN	NaN	NaN	NaN	NaN	NaN	NaN	0:04.04	
		Speed (m/s)											490.10	
		Stride length (m)											nan	
		Stride duration (s)											nan	
		Stride efficiency (%)											nan	
		Stride count											0.00	



Note: Horizontal distance axis grid lines are 200m furlongs.

Disclaimer.

HRNZ and NZMTC and Thoroughbred Ratings Pty Ltd accepts no responsibility for the completeness or accuracy of any of the information contained herein, and makes no representations about its suitability for any particular purpose. Users should make their own judgements about those matters and/or seek independent advice. You assume all risks associated with use of the data provided on this page.

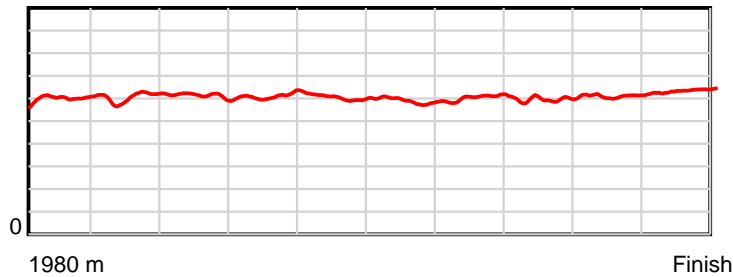


Race Results

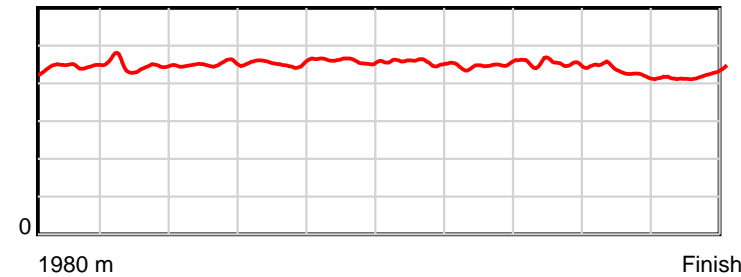
August 04, 2024, Race 2, , Distance 1980m, Addington - Survey 1980m

Result	TAB no.	Horse (Barrier)	1980 to	1800m to	1600m to	1400m to	1200m to	1000m to	800m to	600m to	400m to	200m to	Total or	Margin
1st	5	Mouton Cadet (5)	1800m	1600m	1400m	1200m	1000m	800m	600m	400m	200m	WP	Average	
		Position in running (margin)	-	8(7.3)	8(13.8)	8(10.1)	8(7.1)	8(6.9)	8(7.1)	8(6.8)	8(9.9)	5(9.1)		0.00
		Sectional time (s)	13.63	15.15	14.88	14.94	15.55	15.91	14.85	15.52	14.37	13.44		
		Cumulative time (s)	148.24	134.61	119.46	104.58	89.64	74.09	58.18	43.33	27.81	13.44	2:28.24	
		Speed (m/s)	13.21	13.20	13.44	13.39	12.86	12.57	13.47	12.89	13.92	14.88	13.36	
		Stride length (m)	5.96	5.91	6.05	6.07	5.91	5.74	6.04	5.82	5.98	6.30	5.97	
		Stride duration (s)	0.445	0.448	0.450	0.454	0.459	0.456	0.448	0.452	0.429	0.424	0.447	
		Stride efficiency (%)	55.44	54.67	57.25	57.62	54.55	51.41	56.96	52.92	55.79	62.10	55.77	
		Stride count	30.22	33.81	33.04	32.94	33.85	34.87	33.13	34.37	33.47	31.73	331.43	

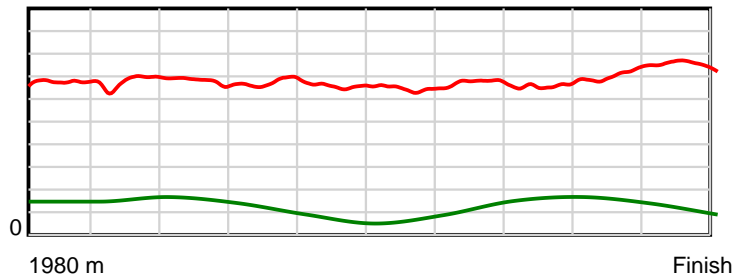
10 m Stride length



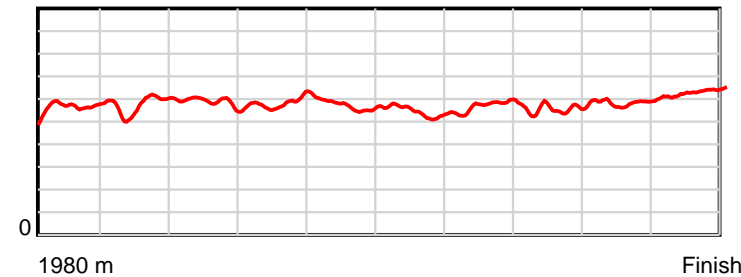
0.6 s Stride duration



20 m/sec Speed



100 % Stride efficiency



Note: Horizontal distance axis grid lines are 200m furlongs.

Disclaimer.

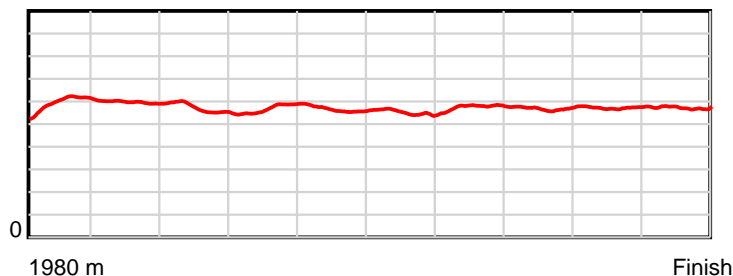
HRNZ and NZMTC and Thoroughbred Ratings Pty Ltd accepts no responsibility for the completeness or accuracy of any of the information contained herein, and makes no representations about its suitability for any particular purpose. Users should make their own judgements about those matters and/or seek independent advice. You assume all risks associated with use of the data provided on this page.

Race Results

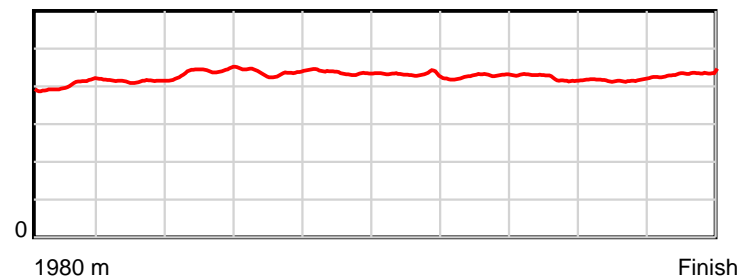
August 04, 2024, Race 2, , Distance 1980m, Addington - Survey 1980m

Result	TAB no.	Horse (Barrier)	1980 to	1800m to	1600m to	1400m to	1200m to	1000m to	800m to	600m to	400m to	200m to	Total or	Margin
2nd	4	Moet Shard (4)	1800m	1600m	1400m	1200m	1000m	800m	600m	400m	200m	WP	Average	
		Position in running (margin)	-	1(0.0)	1(0.0)	1(0.0)	1(0.0)	1(0.0)	1(0.0)	1(0.0)	1(0.0)	1(0.0)		1.90
		Sectional time (s)	12.39	14.07	15.50	15.44	15.58	15.88	14.89	15.01	14.50	15.34		
		Cumulative time (s)	148.60	136.21	122.14	106.64	91.20	75.62	59.74	44.85	29.84	15.34	2:28.60	
		Speed (m/s)	14.53	14.21	12.90	12.95	12.84	12.59	13.43	13.32	13.79	13.04	13.32	
		Stride length (m)	5.92	5.89	5.68	5.66	5.60	5.44	5.73	5.63	5.74	5.68	5.69	
		Stride duration (s)	0.404	0.414	0.440	0.437	0.436	0.432	0.427	0.423	0.416	0.436	0.427	
		Stride efficiency (%)	54.70	54.13	50.38	49.99	49.05	46.28	51.38	49.60	51.56	50.41	50.63	
		Stride count	30.42	33.98	35.22	35.36	35.70	36.75	34.88	35.50	34.82	35.21	347.84	

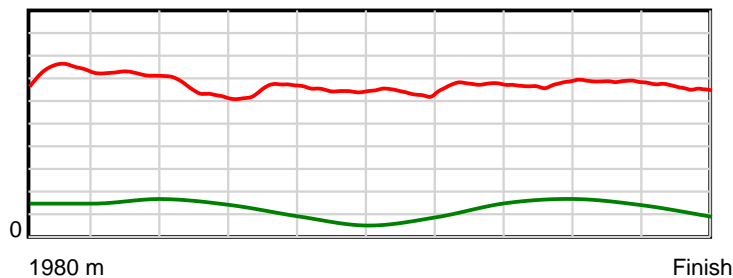
10 m Stride length



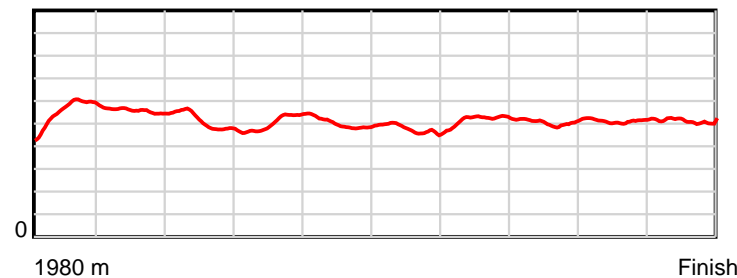
0.6 s Stride duration



20 m/sec Speed



100 % Stride efficiency



Note: Horizontal distance axis grid lines are 200m furlongs.

Disclaimer.

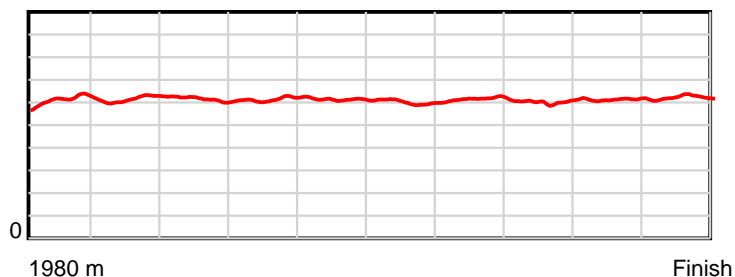
HRNZ and NZMTC and Thoroughbred Ratings Pty Ltd accepts no responsibility for the completeness or accuracy of any of the information contained herein, and makes no representations about its suitability for any particular purpose. Users should make their own judgements about those matters and/or seek independent advice. You assume all risks associated with use of the data provided on this page.

Race Results

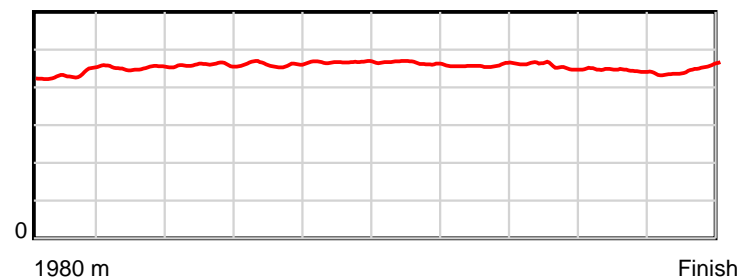
August 04, 2024, Race 2, , Distance 1980m, Addington - Survey 1980m

Result	TAB no.	Horse (Barrier)	1980 to	1800m to	1600m to	1400m to	1200m to	1000m to	800m to	600m to	400m to	200m to	Total or	Margin
3rd	2	Hit The Beach (2)	1800m	1600m	1400m	1200m	1000m	800m	600m	400m	200m	WP	Average	
		Position in running (margin)	-	5(3.9)	5(9.7)	5(6.4)	4(3.9)	4(2.8)	4(2.9)	4(3.4)	4(6.4)	3(7.4)		4.30
		Sectional time (s)	13.06	15.03	14.94	15.02	15.41	15.90	14.96	15.52	14.67	14.52		
		Cumulative time (s)	149.03	135.97	120.94	106.00	90.98	75.57	59.67	44.71	29.19	14.52	2:29.03	
		Speed (m/s)	13.78	13.31	13.39	13.32	12.98	12.58	13.37	12.89	13.63	13.77	13.29	
		Stride length (m)	6.07	6.01	6.15	6.14	6.06	5.85	6.12	5.88	6.06	6.18	6.05	
		Stride duration (s)	0.435	0.452	0.459	0.461	0.467	0.465	0.458	0.456	0.444	0.448	0.455	
		Stride efficiency (%)	57.64	56.53	59.04	58.85	57.42	53.42	58.54	54.08	57.33	59.60	57.19	
		Stride count	29.64	33.25	32.54	32.59	32.99	34.21	32.68	34.00	33.02	32.38	327.30	

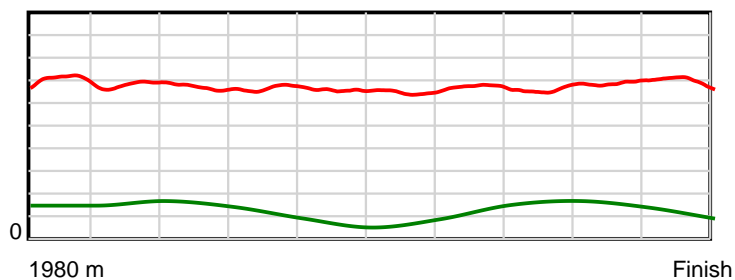
10 m Stride length



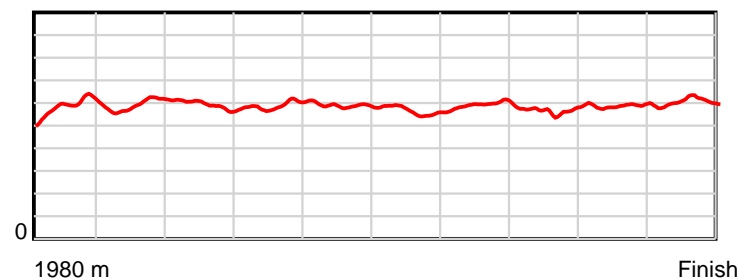
0.6 s Stride duration



20 m/sec Speed



100 % Stride efficiency



Note: Horizontal distance axis grid lines are 200m furlongs.

Disclaimer.

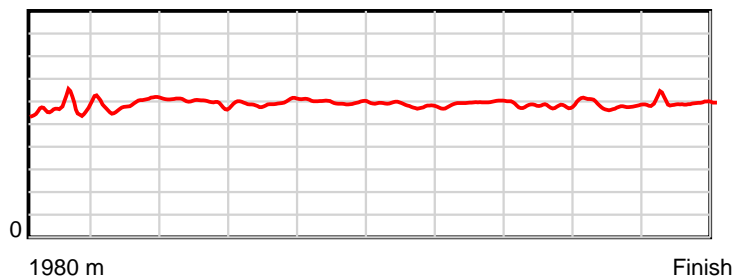
HRNZ and NZMTC and Thoroughbred Ratings Pty Ltd accepts no responsibility for the completeness or accuracy of any of the information contained herein, and makes no representations about its suitability for any particular purpose. Users should make their own judgements about those matters and/or seek independent advice. You assume all risks associated with use of the data provided on this page.

Race Results

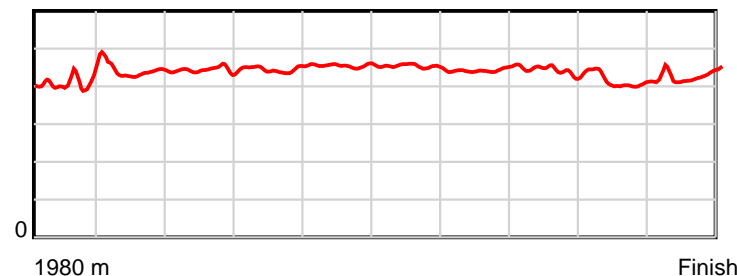
August 04, 2024, Race 2, , Distance 1980m, Addington - Survey 1980m

Result	TAB no.	Horse (Barrier)	1980 to	1800m to	1600m to	1400m to	1200m to	1000m to	800m to	600m to	400m to	200m to	Total or	Margin
4th	3	Spirited Lou (3)	1800m	1600m	1400m	1200m	1000m	800m	600m	400m	200m	WP	Average	
		Position in running (margin)	-	6(4.8)	6(11.4)	6(8.1)	6(5.3)	6(4.8)	6(4.7)	6(5.0)	6(8.5)	4(7.8)		4.70
		Sectional time (s)	13.13	15.16	14.95	14.97	15.50	15.86	14.93	15.60	14.39	14.62		
		Cumulative time (s)	149.11	135.98	120.82	105.87	90.90	75.40	59.54	44.61	29.01	14.62	2:29.11	
		Speed (m/s)	13.71	13.19	13.38	13.36	12.90	12.61	13.40	12.82	13.90	13.68	13.28	
		Stride length (m)	5.65	5.79	5.93	5.95	5.87	5.70	5.95	5.67	5.73	5.87	5.81	
		Stride duration (s)	0.409	0.439	0.444	0.446	0.455	0.452	0.444	0.442	0.412	0.429	0.438	
		Stride efficiency (%)	49.85	52.37	55.00	55.41	53.77	50.84	55.29	50.21	51.24	53.87	52.76	
		Stride count	31.87	34.55	33.71	33.59	34.10	35.06	33.62	35.28	34.93	34.06	340.77	

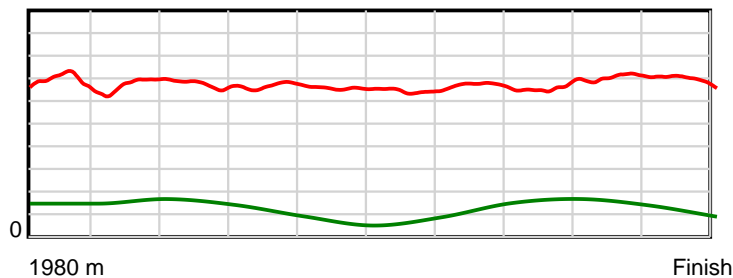
10 m Stride length



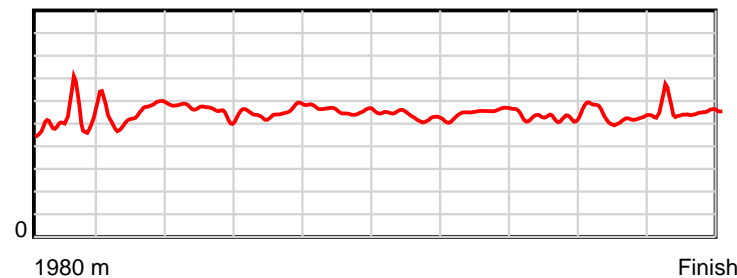
0.6 s Stride duration



20 m/sec Speed



100 % Stride efficiency



Note: Horizontal distance axis grid lines are 200m furlongs.

Disclaimer.

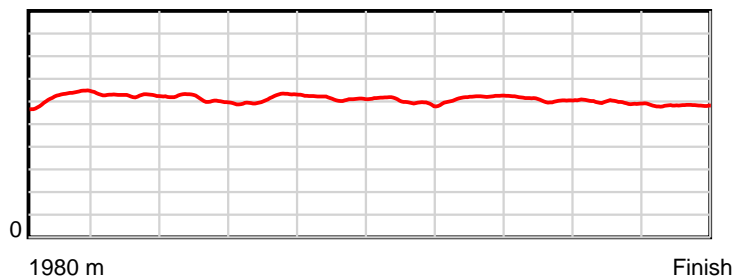
HRNZ and NZMTC and Thoroughbred Ratings Pty Ltd accepts no responsibility for the completeness or accuracy of any of the information contained herein, and makes no representations about its suitability for any particular purpose. Users should make their own judgements about those matters and/or seek independent advice. You assume all risks associated with use of the data provided on this page.

Race Results

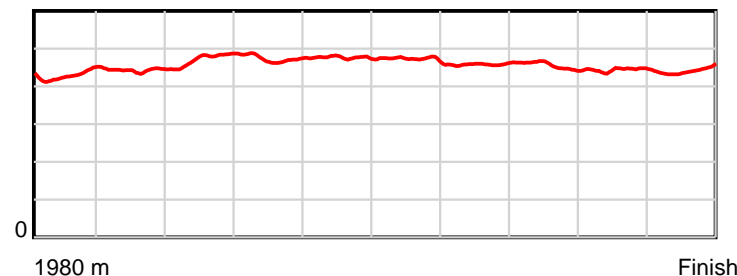
August 04, 2024, Race 2, , Distance 1980m, Addington - Survey 1980m

Result	TAB no.	Horse (Barrier)	1980 to	1800m to	1600m to	1400m to	1200m to	1000m to	800m to	600m to	400m to	200m to	Total or	Margin
5th	1	Rosie Richter (1)	1800m	1600m	1400m	1200m	1000m	800m	600m	400m	200m	WP	Average	
		Position in running (margin)	-	3(1.5)	3(2.7)	3(1.8)	3(1.8)	3(1.7)	3(1.9)	3(1.9)	2(2.4)	2(4.5)		5.90
		Sectional time (s)	12.66	14.26	15.35	15.46	15.55	15.92	14.89	15.10	14.85	15.28		
		Cumulative time (s)	149.32	136.66	122.40	107.05	91.59	76.04	60.12	45.23	30.13	15.28	2:29.32	
		Speed (m/s)	14.22	14.03	13.03	12.94	12.86	12.56	13.43	13.25	13.47	13.09	13.26	
		Stride length (m)	6.16	6.22	6.16	6.13	6.12	5.93	6.16	6.02	5.98	5.79	6.06	
		Stride duration (s)	0.430	0.443	0.473	0.474	0.476	0.472	0.459	0.455	0.444	0.442	0.457	
		Stride efficiency (%)	59.33	60.38	59.33	58.68	58.56	55.04	59.27	56.68	55.95	52.32	57.45	
		Stride count	29.21	32.18	32.46	32.64	32.67	33.70	32.48	33.21	33.43	34.56	326.54	

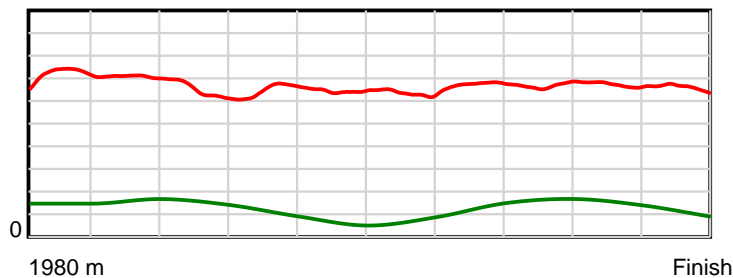
10 m Stride length



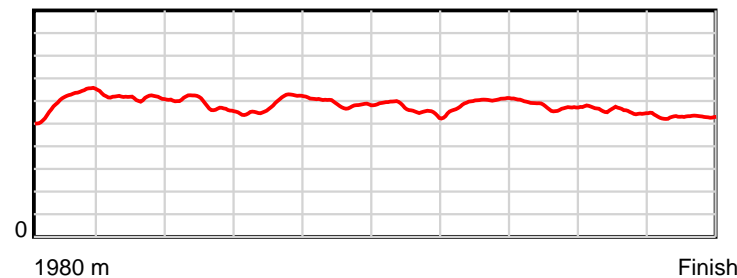
0.6 s Stride duration



20 m/sec Speed



100 % Stride efficiency



Note: Horizontal distance axis grid lines are 200m furlongs.

Disclaimer.

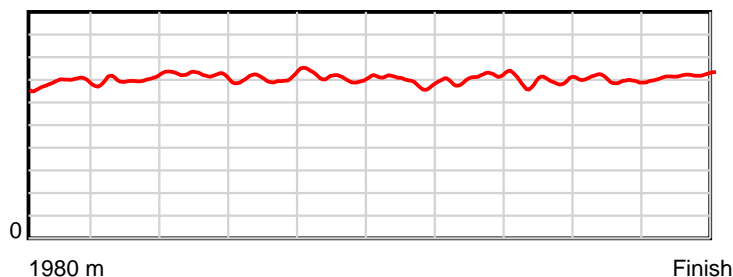
HRNZ and NZMTC and Thoroughbred Ratings Pty Ltd accepts no responsibility for the completeness or accuracy of any of the information contained herein, and makes no representations about its suitability for any particular purpose. Users should make their own judgements about those matters and/or seek independent advice. You assume all risks associated with use of the data provided on this page.

Race Results

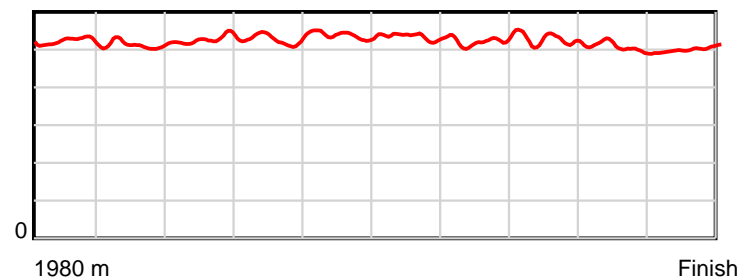
August 04, 2024, Race 2, , Distance 1980m, Addington - Survey 1980m

Result	TAB no.	Horse (Barrier)	1980 to	1800m to	1600m to	1400m to	1200m to	1000m to	800m to	600m to	400m to	200m to	Total or	Margin
6th	9	King Arthur (9)	1800m	1600m	1400m	1200m	1000m	800m	600m	400m	200m	WP	Average	
		Position in running (margin)	-	11(10.1)	10(16.2)	10(12.5)	10(9.1)	10(8.7)	10(8.9)	9(8.6)	10(12.2)	7(13.5)		6.80
		Sectional time (s)	14.29	15.08	14.88	14.87	15.52	15.92	14.83	15.61	14.72	13.78		
		Cumulative time (s)	149.50	135.21	120.13	105.25	90.38	74.86	58.94	44.11	28.50	13.78	2:29.50	
		Speed (m/s)	12.60	13.26	13.44	13.45	12.89	12.56	13.49	12.81	13.59	14.51	13.24	
		Stride length (m)	6.77	6.80	7.08	7.11	6.93	6.71	7.06	6.69	6.85	7.30	6.93	
		Stride duration (s)	0.523	0.513	0.527	0.529	0.537	0.534	0.524	0.522	0.504	0.503	0.523	
		Stride efficiency (%)	71.72	72.36	78.36	79.00	74.97	70.27	77.97	69.85	73.42	83.36	75.00	
		Stride count	26.57	29.39	28.24	28.13	28.87	29.82	28.31	29.92	29.18	27.38	285.81	

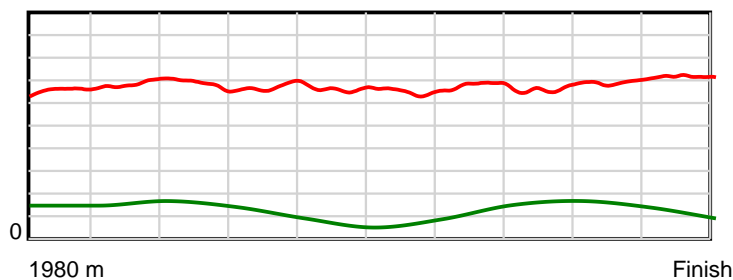
10 m Stride length



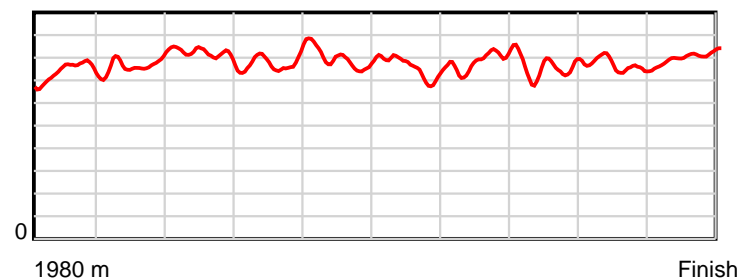
0.6 s Stride duration



20 m/sec Speed



100 % Stride efficiency



Note: Horizontal distance axis grid lines are 200m furlongs.

Disclaimer.

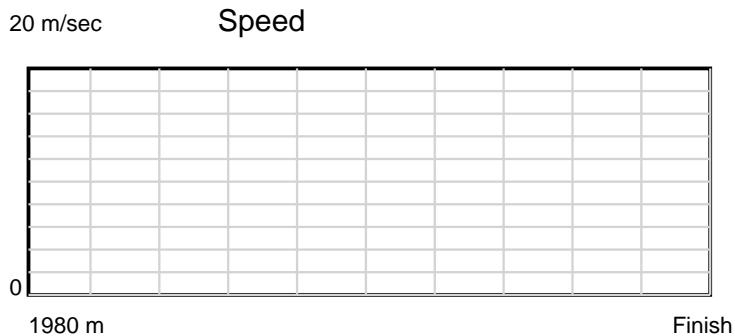
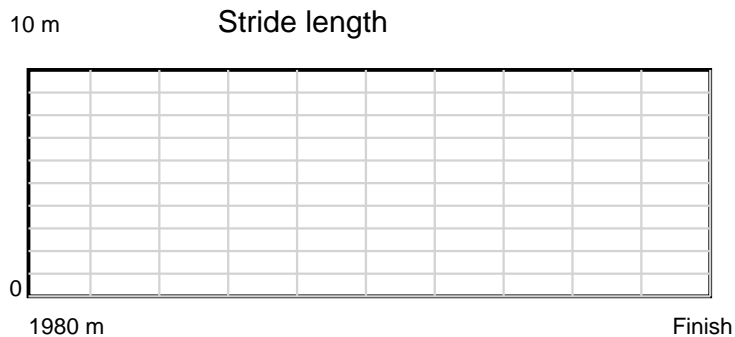
HRNZ and NZMTC and Thoroughbred Ratings Pty Ltd accepts no responsibility for the completeness or accuracy of any of the information contained herein, and makes no representations about its suitability for any particular purpose. Users should make their own judgements about those matters and/or seek independent advice. You assume all risks associated with use of the data provided on this page.



Race Results

August 04, 2024, Race 2, , Distance 1980m, Addington - Survey 1980m

Result	TAB no.	Horse (Barrier)	1980 to	1800m to	1600m to	1400m to	1200m to	1000m to	800m to	600m to	400m to	200m to	Total or	Margin
7th	8	Sports Babe (8)	1800m	1600m	1400m	1200m	1000m	800m	600m	400m	200m	WP	Average	
		Position in running (margin)	-	9(7.9)	11(18.3)	11(13.8)	11(10.3)	11(9.7)	11(9.9)	11(10.5)	11(12.8)	10(16.0)		9.30
		Sectional time (s)	13.69	15.78	14.75	14.86	15.49	15.92	14.98	15.40	15.03	14.05		
		Cumulative time (s)	149.95	136.26	120.48	105.73	90.87	75.38	59.46	44.48	29.08	14.05	2:29.95	
		Speed (m/s)	13.15	12.67	13.56	13.46	12.91	12.56	13.35	12.99	13.31	14.23	13.20	
		Stride length (m)	0.00	0.00	0.00	0.00	0.00	0.00	0.00	0.00	0.00	0.00	nan	
		Stride duration (s)	0.000	0.000	0.000	0.000	0.000	0.000	0.000	0.000	0.000	0.000	nan	
		Stride efficiency (%)	0.00	0.00	0.00	0.00	0.00	0.00	0.00	0.00	0.00	0.00	nan	
		Stride count	0.00	0.00	0.00	0.00	0.00	0.00	0.00	0.00	0.00	0.00	0.00	



Note: Horizontal distance axis grid lines are 200m furlongs.

Disclaimer.

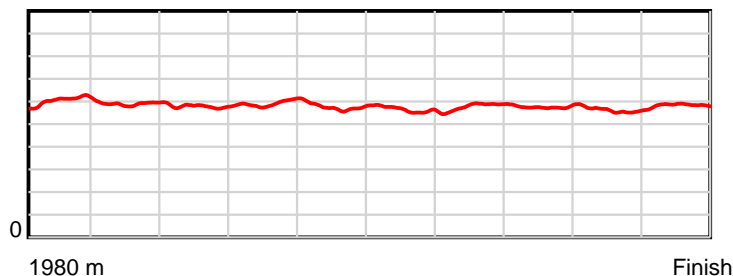
HRNZ and NZMTC and Thoroughbred Ratings Pty Ltd accepts no responsibility for the completeness or accuracy of any of the information contained herein, and makes no representations about its suitability for any particular purpose. Users should make their own judgements about those matters and/or seek independent advice. You assume all risks associated with use of the data provided on this page.

Race Results

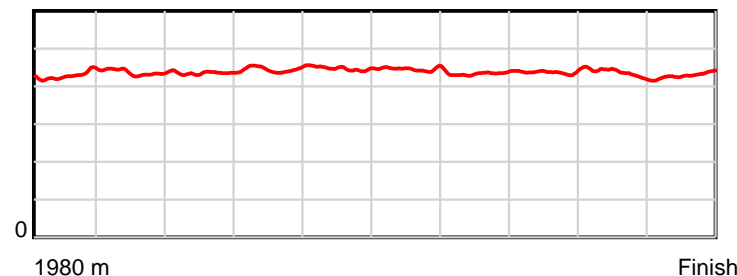
August 04, 2024, Race 2, , Distance 1980m, Addington - Survey 1980m

Result	TAB no.	Horse (Barrier)	1980 to	1800m to	1600m to	1400m to	1200m to	1000m to	800m to	600m to	400m to	200m to	Total or	Margin
8th	11	Almighty Cleve... (11)	1800m	1600m	1400m	1200m	1000m	800m	600m	400m	200m	WP	Average	
		Position in running (margin)	-	7(5.6)	7(11.7)	7(8.3)	7(6.1)	7(5.9)	7(6.5)	7(6.7)	7(8.6)	8(13.6)		11.70
		Sectional time (s)	13.33	15.09	14.93	15.07	15.55	15.98	14.93	15.32	15.34	14.86		
		Cumulative time (s)	150.40	137.07	121.98	107.05	91.98	76.43	60.45	45.52	30.20	14.86	2:30.40	
		Speed (m/s)	13.50	13.25	13.40	13.27	12.86	12.52	13.40	13.05	13.04	13.46	13.16	
		Stride length (m)	6.01	5.79	5.83	5.92	5.75	5.58	5.81	5.72	5.67	5.80	5.78	
		Stride duration (s)	0.429	0.437	0.435	0.446	0.447	0.446	0.434	0.438	0.434	0.431	0.439	
		Stride efficiency (%)	56.42	52.40	53.08	54.78	51.66	48.63	52.72	51.14	50.16	52.64	52.26	
		Stride count	29.96	34.54	34.31	33.78	34.79	35.85	34.43	34.96	35.30	34.46	342.38	

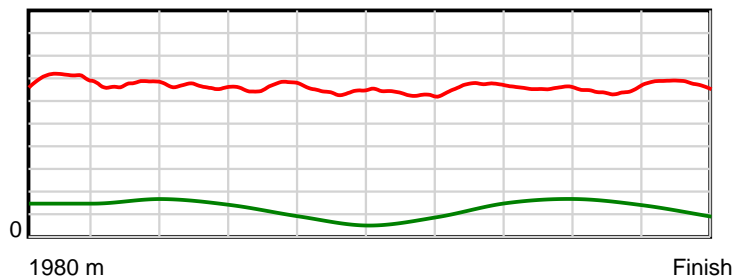
10 m Stride length



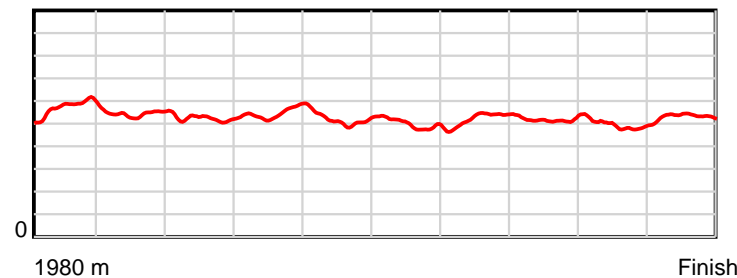
0.6 s Stride duration



20 m/sec Speed



100 % Stride efficiency



Note: Horizontal distance axis grid lines are 200m furlongs.

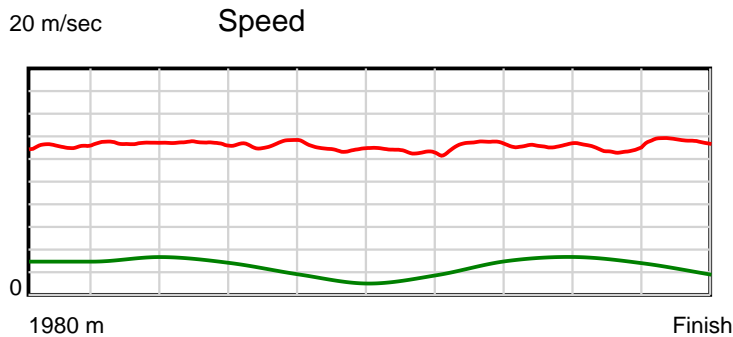
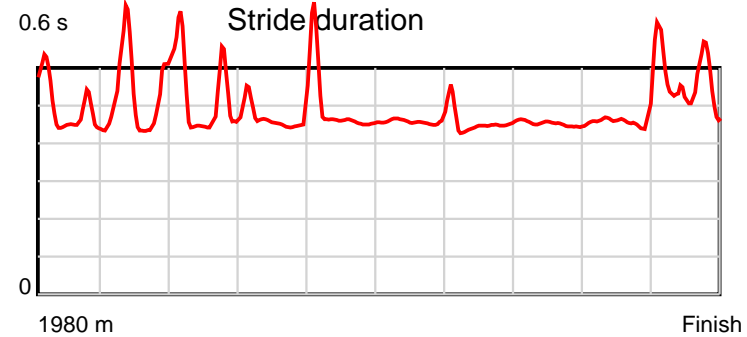
Disclaimer.

HRNZ and NZMTC and Thoroughbred Ratings Pty Ltd accepts no responsibility for the completeness or accuracy of any of the information contained herein, and makes no representations about its suitability for any particular purpose. Users should make their own judgements about those matters and/or seek independent advice. You assume all risks associated with use of the data provided on this page.

Race Results

August 04, 2024, Race 2, , Distance 1980m, Addington - Survey 1980m

Result	TAB no.	Horse (Barrier)	1980 to	1800m to	1600m to	1400m to	1200m to	1000m to	800m to	600m to	400m to	200m to	Total or	Margin
9th	7	Bono Brown (7)	1800m	1600m	1400m	1200m	1000m	800m	600m	400m	200m	WP	Average	
		Position in running (margin)	-	10(9.1)	9(15.3)	9(11.3)	9(7.9)	9(7.9)	9(8.4)	10(8.7)	9(10.8)	9(15.7)		13.10
		Sectional time (s)	14.08	15.10	14.83	14.88	15.58	15.97	14.95	15.36	15.31	14.60		
		Cumulative time (s)	150.66	136.58	121.48	106.65	91.77	76.19	60.22	45.27	29.91	14.60	2:30.66	
		Speed (m/s)	12.79	13.25	13.49	13.44	12.84	12.52	13.38	13.02	13.06	13.70	13.14	
		Stride length (m)	6.00	6.47	6.47	6.41	5.98	5.82	5.96	5.88	6.30	6.73	6.19	
		Stride duration (s)	0.459	0.488	0.480	0.477	0.466	0.464	0.445	0.451	0.482	0.491	0.471	
		Stride efficiency (%)	56.23	65.42	65.48	64.29	55.97	52.87	55.49	53.94	62.03	70.75	59.88	
		Stride count	30.01	30.91	30.90	31.18	33.42	34.38	33.56	34.04	31.74	29.72	319.86	



Note: Horizontal distance axis grid lines are 200m furlongs.

Disclaimer.

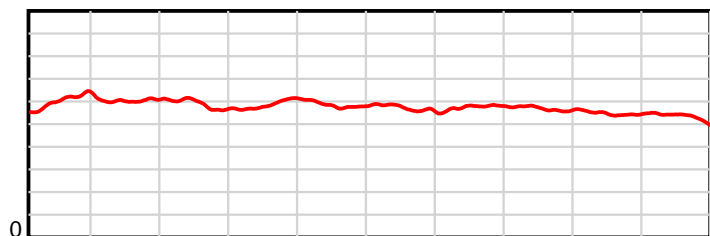
HRNZ and NZMTC and Thoroughbred Ratings Pty Ltd accepts no responsibility for the completeness or accuracy of any of the information contained herein, and makes no representations about its suitability for any particular purpose. Users should make their own judgements about those matters and/or seek independent advice. You assume all risks associated with use of the data provided on this page.

Race Results

August 04, 2024, Race 2, , Distance 1980m, Addington - Survey 1980m

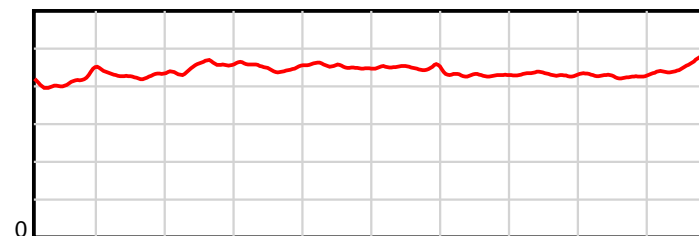
Result	TAB no.	Horse (Barrier)	1980 to	1800m to	1600m to	1400m to	1200m to	1000m to	800m to	600m to	400m to	200m to	Total or	Margin
10th	10	Kalatra (10)	1800m	1600m	1400m	1200m	1000m	800m	600m	400m	200m	WP	Average	
		Position in running (margin)	-	4(3.2)	4(4.7)	4(4.2)	5(4.2)	5(3.8)	5(4.1)	5(4.7)	3(6.3)	6(12.6)		26.10
		Sectional time (s)	13.00	14.32	15.41	15.44	15.51	15.94	14.99	15.29	15.54	17.62		
		Cumulative time (s)	153.06	140.06	125.74	110.33	94.89	79.38	63.44	48.45	33.16	17.62	2:33.06	
		Speed (m/s)	13.85	13.97	12.98	12.95	12.89	12.55	13.34	13.08	12.87	11.35	12.94	
		Stride length (m)	5.98	6.00	5.89	5.83	5.84	5.64	5.73	5.65	5.50	5.26	5.72	
		Stride duration (s)	0.415	0.430	0.453	0.451	0.453	0.450	0.429	0.432	0.427	0.464	0.442	
		Stride efficiency (%)	55.85	56.19	54.13	53.19	53.23	49.74	51.28	49.95	47.27	43.29	51.15	
		Stride count	30.11	33.35	33.98	34.28	34.27	35.45	34.91	35.37	36.36	38.00	346.08	

10 m Stride length



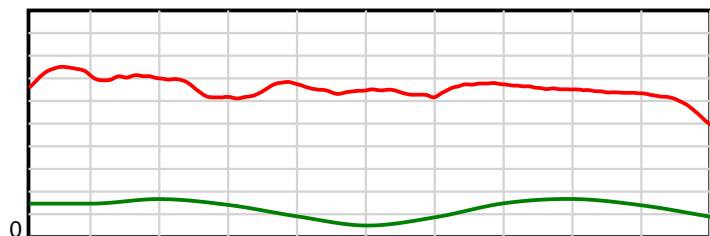
1980 m Finish

0.6 s Stride duration



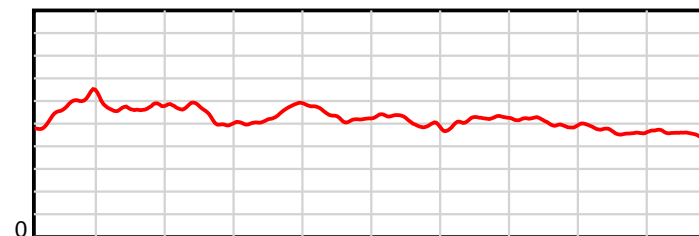
1980 m Finish

20 m/sec Speed



1980 m Finish

100 % Stride efficiency



1980 m Finish

Note: Horizontal distance axis grid lines are 200m furlongs.

Disclaimer.

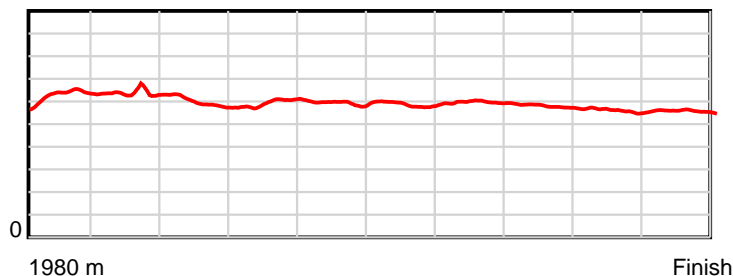
HRNZ and NZMTC and Thoroughbred Ratings Pty Ltd accepts no responsibility for the completeness or accuracy of any of the information contained herein, and makes no representations about its suitability for any particular purpose. Users should make their own judgements about those matters and/or seek independent advice. You assume all risks associated with use of the data provided on this page.

Race Results

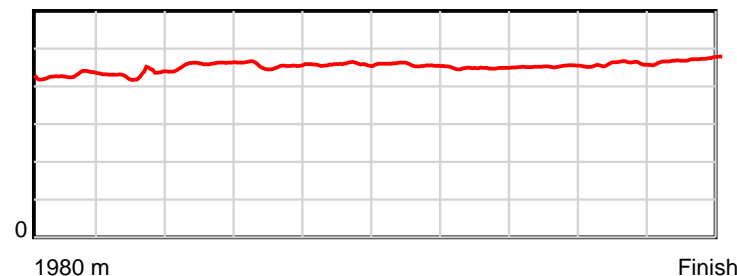
August 04, 2024, Race 2, , Distance 1980m, Addington - Survey 1980m

Result	TAB no.	Horse (Barrier)	1980 to	1800m to	1600m to	1400m to	1200m to	1000m to	800m to	600m to	400m to	200m to	Total or	Margin
11th	6	Penny Weight (6)	1800m	1600m	1400m	1200m	1000m	800m	600m	400m	200m	WP	Average	
		Position in running (margin)	-	2(0.8)	2(1.3)	2(1.4)	2(1.0)	2(1.0)	2(0.9)	2(1.7)	5(6.5)	11(19.0)		28.00
		Sectional time (s)	12.64	14.15	15.51	15.38	15.57	15.88	15.02	15.82	16.58	16.87		
		Cumulative time (s)	153.42	140.78	126.63	111.12	95.74	80.17	64.29	49.27	33.45	16.87	2:33.42	
		Speed (m/s)	14.24	14.13	12.89	13.00	12.85	12.59	13.32	12.64	12.06	11.86	12.91	
		Stride length (m)	6.21	6.08	5.93	5.92	5.88	5.75	5.97	5.73	5.55	5.60	5.85	
		Stride duration (s)	0.430	0.430	0.460	0.455	0.458	0.457	0.448	0.453	0.460	0.472	0.453	
		Stride efficiency (%)	60.34	57.69	54.94	54.68	54.10	51.72	55.66	51.22	48.10	48.93	53.49	
		Stride count	28.97	32.92	33.73	33.81	33.99	34.76	33.51	34.93	36.05	35.74	338.41	

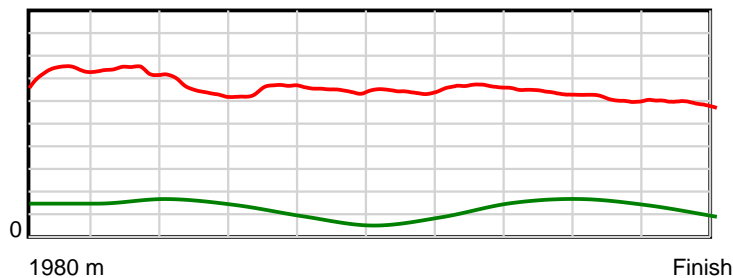
10 m Stride length



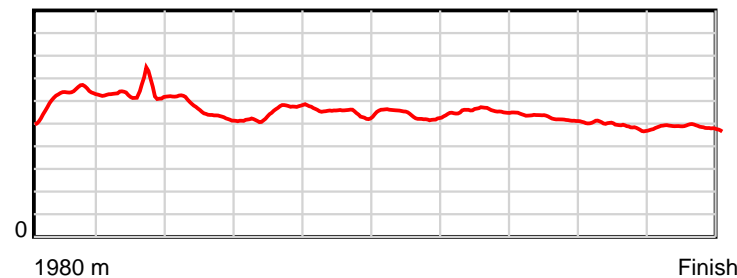
0.6 s Stride duration



20 m/sec Speed



100 % Stride efficiency



Note: Horizontal distance axis grid lines are 200m furlongs.

Disclaimer.

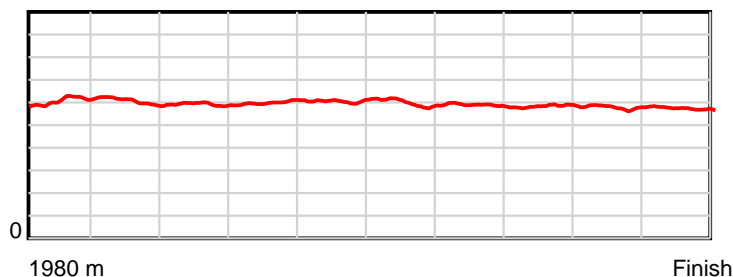
HRNZ and NZMTC and Thoroughbred Ratings Pty Ltd accepts no responsibility for the completeness or accuracy of any of the information contained herein, and makes no representations about its suitability for any particular purpose. Users should make their own judgements about those matters and/or seek independent advice. You assume all risks associated with use of the data provided on this page.

Race Results

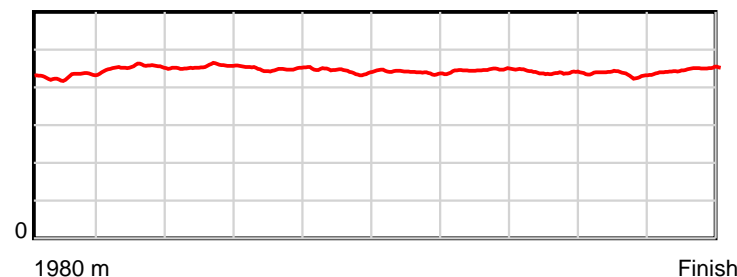
August 04, 2024, Race 3, , Distance 1980m, Addington - Survey 1980m

Result	TAB no.	Horse (Barrier)	1980 to	1800m to	1600m to	1400m to	1200m to	1000m to	800m to	600m to	400m to	200m to	Total or	Margin
1st	3	Lady Vincent (3)	1800m	1600m	1400m	1200m	1000m	800m	600m	400m	200m	WP	Average	
		Position in running (margin)	-	5(6.4)	5(7.7)	5(12.5)	5(11.3)	4(7.8)	3(4.9)	3(3.0)	2(0.6)	1(0.0)		0.00
		Sectional time (s)	13.05	15.23	15.15	14.94	14.96	15.40	15.21	15.27	14.97	15.63		
		Cumulative time (s)	149.81	136.76	121.53	106.38	91.44	76.48	61.08	45.87	30.60	15.63	2:29.81	
		Speed (m/s)	13.79	13.13	13.20	13.39	13.37	12.99	13.15	13.10	13.36	12.80	13.22	
		Stride length (m)	6.00	5.96	6.01	6.01	5.92	5.71	5.87	5.75	5.82	5.72	5.88	
		Stride duration (s)	0.429	0.454	0.455	0.449	0.443	0.440	0.447	0.439	0.435	0.447	0.445	
		Stride efficiency (%)	56.30	55.59	56.50	56.42	54.86	50.96	53.89	51.62	52.88	51.20	53.94	
		Stride count	29.99	33.53	33.26	33.28	33.76	35.02	34.06	34.80	34.38	34.94	337.02	

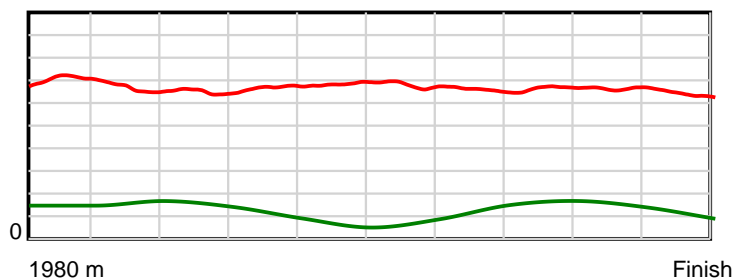
10 m Stride length



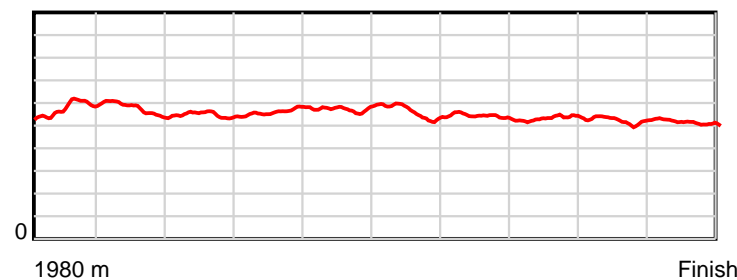
0.6 s Stride duration



20 m/sec Speed



100 % Stride efficiency



Note: Horizontal distance axis grid lines are 200m furlongs.

Disclaimer.

HRNZ and NZMTC and Thoroughbred Ratings Pty Ltd accepts no responsibility for the completeness or accuracy of any of the information contained herein, and makes no representations about its suitability for any particular purpose. Users should make their own judgements about those matters and/or seek independent advice. You assume all risks associated with use of the data provided on this page.

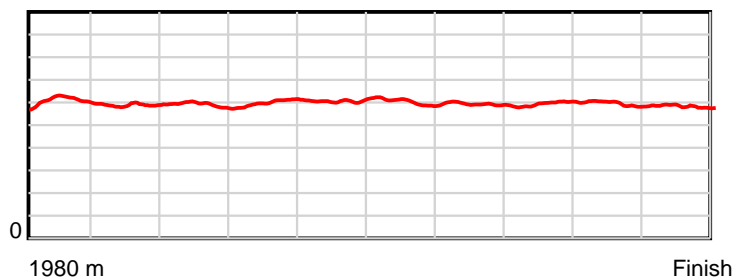


Race Results

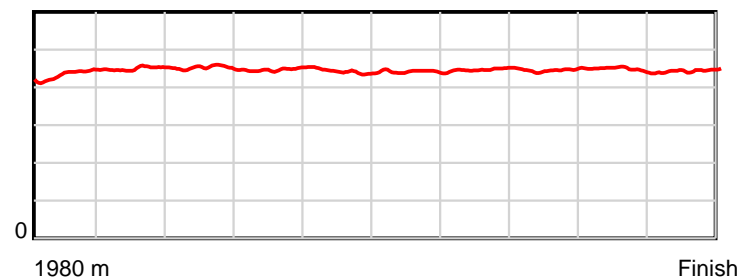
August 04, 2024, Race 3, , Distance 1980m, Addington - Survey 1980m

Result	TAB no.	Horse (Barrier)	1980 to	1800m to	1600m to	1400m to	1200m to	1000m to	800m to	600m to	400m to	200m to	Total or	Margin
2nd	7	Destiny's Drea... (6)	1800m	1600m	1400m	1200m	1000m	800m	600m	400m	200m	WP	Average	
		Position in running (margin)	-	6(6.9)	6(10.8)	6(14.9)	6(13.7)	6(9.9)	5(6.8)	5(4.9)	4(3.0)	3(2.6)		0.50
		Sectional time (s)	13.02	15.66	15.03	14.94	14.92	15.35	15.19	15.36	15.01	15.39		
		Cumulative time (s)	149.87	136.85	121.19	106.16	91.22	76.30	60.95	45.76	30.40	15.39	2:29.87	
		Speed (m/s)	13.82	12.77	13.31	13.39	13.40	13.03	13.17	13.02	13.32	13.00	13.21	
		Stride length (m)	6.04	5.74	6.02	5.98	5.93	5.75	5.89	5.80	5.96	5.76	5.88	
		Stride duration (s)	0.435	0.449	0.452	0.447	0.442	0.442	0.448	0.446	0.448	0.443	0.445	
		Stride efficiency (%)	57.02	51.48	56.56	55.94	54.87	51.71	54.29	52.62	55.54	51.85	54.10	
		Stride count	29.80	34.85	33.24	33.43	33.75	34.77	33.93	34.47	33.55	34.72	336.51	

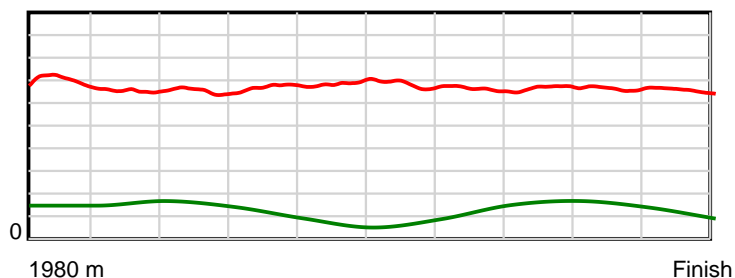
10 m Stride length



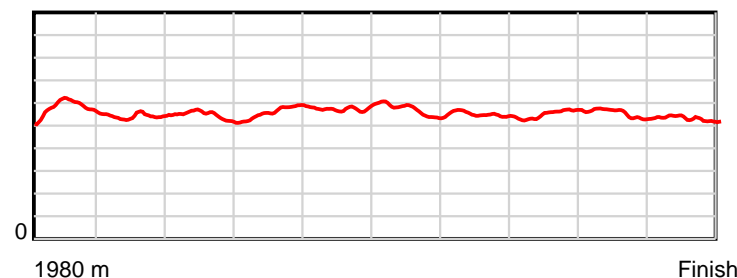
0.6 s Stride duration



20 m/sec Speed



100 % Stride efficiency



Note: Horizontal distance axis grid lines are 200m furlongs.

Disclaimer.

HRNZ and NZMTC and Thoroughbred Ratings Pty Ltd accepts no responsibility for the completeness or accuracy of any of the information contained herein, and makes no representations about its suitability for any particular purpose. Users should make their own judgements about those matters and/or seek independent advice. You assume all risks associated with use of the data provided on this page.

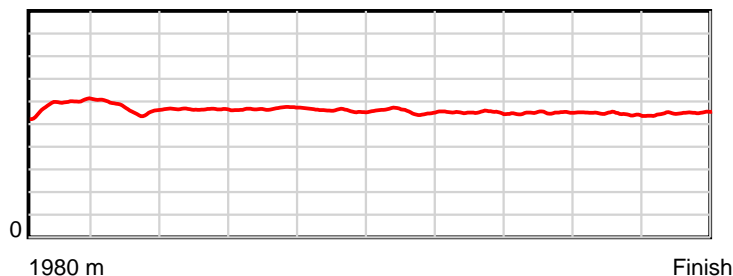


Race Results

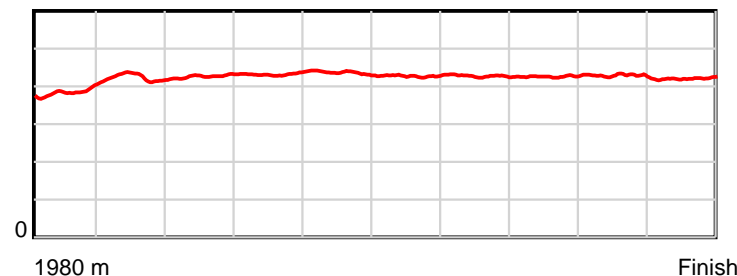
August 04, 2024, Race 3, , Distance 1980m, Addington - Survey 1980m

Result	TAB no.	Horse (Barrier)	1980 to	1800m to	1600m to	1400m to	1200m to	1000m to	800m to	600m to	400m to	200m to	Total or	Margin
3rd	4	Girlshavtime (4)	1800m	1600m	1400m	1200m	1000m	800m	600m	400m	200m	WP	Average	
		Position in running (margin)	-	1(0.0)	1(0.0)	2(2.8)	2(2.4)	2(2.5)	2(2.1)	2(2.0)	3(1.7)	4(3.5)		1.30
		Sectional time (s)	11.77	15.01	14.82	15.07	15.57	15.79	15.52	15.62	15.36	15.53		
		Cumulative time (s)	150.06	138.29	123.28	108.46	93.39	77.82	62.03	46.51	30.89	15.53	2:30.06	
		Speed (m/s)	15.29	13.32	13.50	13.27	12.85	12.67	12.89	12.80	13.02	12.88	13.19	
		Stride length (m)	5.84	5.64	5.76	5.73	5.60	5.41	5.51	5.45	5.58	5.42	5.59	
		Stride duration (s)	0.386	0.423	0.427	0.432	0.436	0.427	0.427	0.426	0.428	0.421	0.424	
		Stride efficiency (%)	53.29	49.73	51.87	51.38	49.05	45.75	47.38	46.48	48.61	45.92	48.81	
		Stride count	30.82	35.45	34.71	34.88	35.70	36.96	36.32	36.67	35.86	36.90	354.27	

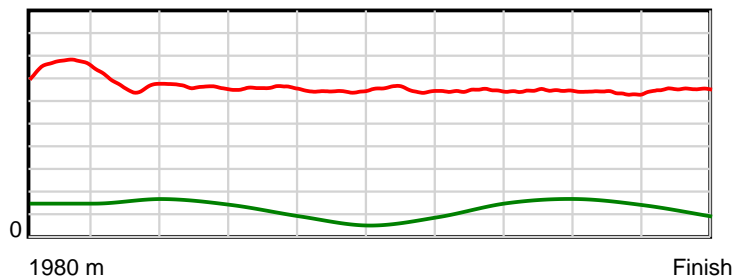
10 m Stride length



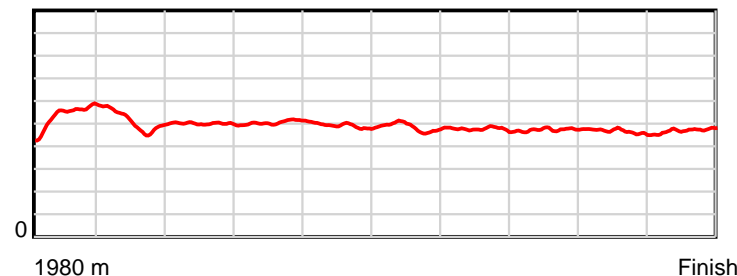
0.6 s Stride duration



20 m/sec Speed



100 % Stride efficiency



Note: Horizontal distance axis grid lines are 200m furlongs.

Disclaimer.

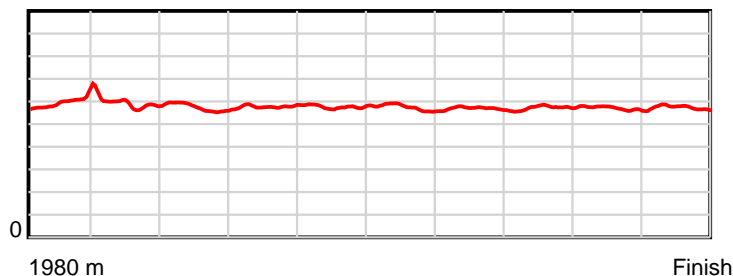
HRNZ and NZMTC and Thoroughbred Ratings Pty Ltd accepts no responsibility for the completeness or accuracy of any of the information contained herein, and makes no representations about its suitability for any particular purpose. Users should make their own judgements about those matters and/or seek independent advice. You assume all risks associated with use of the data provided on this page.

Race Results

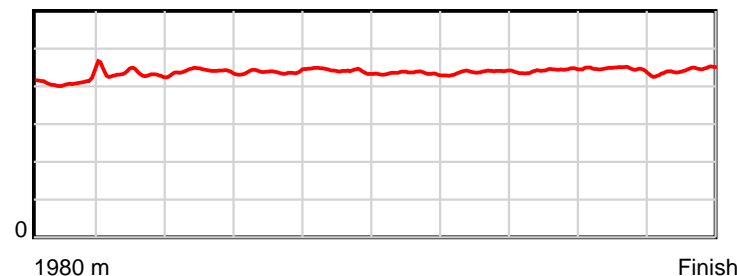
August 04, 2024, Race 3, , Distance 1980m, Addington - Survey 1980m

Result	TAB no.	Horse (Barrier)	1980 to	1800m to	1600m to	1400m to	1200m to	1000m to	800m to	600m to	400m to	200m to	Total or	Margin
4th	6	Hanoi Franco (5)	1800m	1600m	1400m	1200m	1000m	800m	600m	400m	200m	WP	Average	
		Position in running (margin)	-	3(4.1)	3(3.5)	3(8.0)	3(8.0)	3(7.2)	4(5.4)	4(4.6)	5(3.9)	6(5.4)		3.50
		Sectional time (s)	12.58	14.90	15.12	15.13	15.41	15.57	15.40	15.56	15.31	15.48		
		Cumulative time (s)	150.46	137.88	122.98	107.86	92.73	77.32	61.75	46.35	30.79	15.48	2:30.46	
		Speed (m/s)	14.31	13.42	13.23	13.22	12.98	12.85	12.99	12.85	13.06	12.92	13.16	
		Stride length (m)	5.94	5.79	5.84	5.80	5.73	5.57	5.69	5.69	5.82	5.73	5.76	
		Stride duration (s)	0.414	0.431	0.441	0.439	0.442	0.434	0.438	0.442	0.445	0.444	0.437	
		Stride efficiency (%)	55.21	52.31	53.25	52.53	51.32	48.53	50.64	50.52	52.85	51.38	51.78	
		Stride count	30.28	34.57	34.26	34.50	34.90	35.89	35.13	35.18	34.39	34.88	343.98	

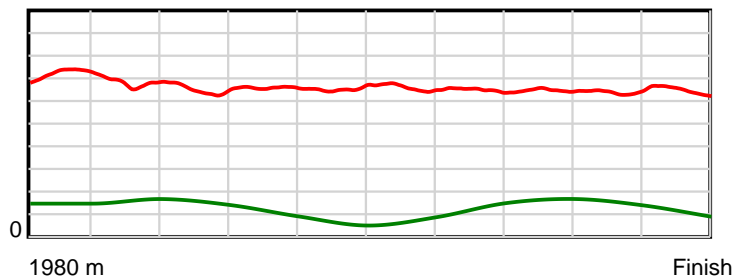
10 m Stride length



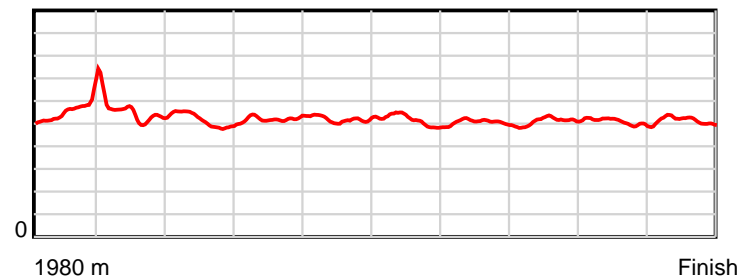
0.6 s Stride duration



20 m/sec Speed



100 % Stride efficiency



Note: Horizontal distance axis grid lines are 200m furlongs.

Disclaimer.

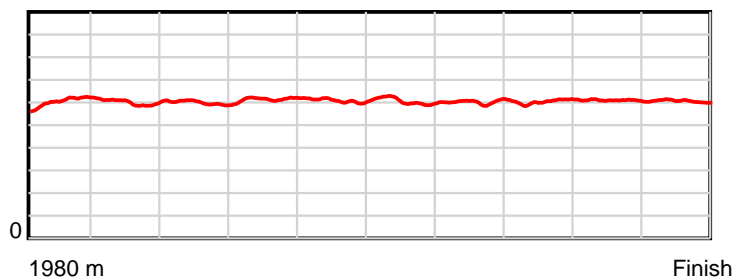
HRNZ and NZMTC and Thoroughbred Ratings Pty Ltd accepts no responsibility for the completeness or accuracy of any of the information contained herein, and makes no representations about its suitability for any particular purpose. Users should make their own judgements about those matters and/or seek independent advice. You assume all risks associated with use of the data provided on this page.

Race Results

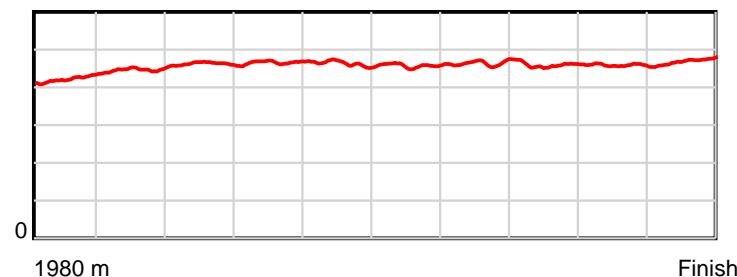
August 04, 2024, Race 3, , Distance 1980m, Addington - Survey 1980m

Result	TAB no.	Horse (Barrier)	1980 to	1800m to	1600m to	1400m to	1200m to	1000m to	800m to	600m to	400m to	200m to	Total or	Margin
5th	2	Shapely (2)	1800m	1600m	1400m	1200m	1000m	800m	600m	400m	200m	WP	Average	
		Position in running (margin)	-	4(5.2)	4(4.8)	4(10.1)	4(10.3)	5(9.0)	6(7.0)	6(6.7)	6(5.4)	5(5.2)		4.10
		Sectional time (s)	12.77	14.95	15.23	15.17	15.34	15.54	15.46	15.46	15.04	15.61		
		Cumulative time (s)	150.57	137.80	122.85	107.62	92.45	77.11	61.57	46.11	30.65	15.61	2:30.57	
		Speed (m/s)	14.10	13.38	13.13	13.18	13.04	12.87	12.94	12.94	13.30	12.81	13.15	
		Stride length (m)	5.99	5.98	6.08	6.14	6.03	5.89	6.01	5.93	6.09	6.02	6.02	
		Stride duration (s)	0.422	0.447	0.463	0.465	0.463	0.458	0.464	0.458	0.458	0.470	0.457	
		Stride efficiency (%)	56.16	55.79	57.67	58.82	56.89	54.28	56.39	54.98	58.01	56.70	56.55	
		Stride count	30.03	33.47	32.92	32.60	33.15	33.93	33.29	33.72	32.83	33.20	329.14	

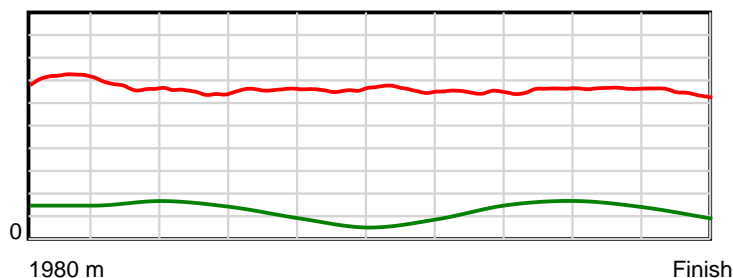
10 m Stride length



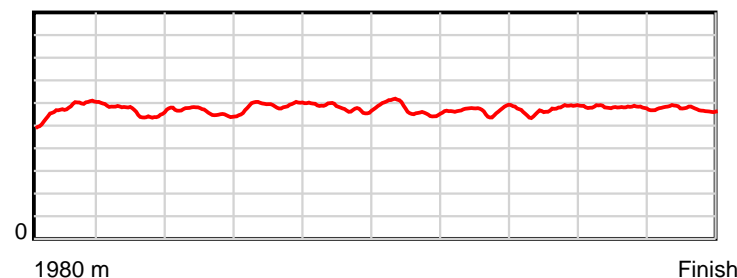
0.6 s Stride duration



20 m/sec Speed



100 % Stride efficiency



Note: Horizontal distance axis grid lines are 200m furlongs.

Disclaimer.

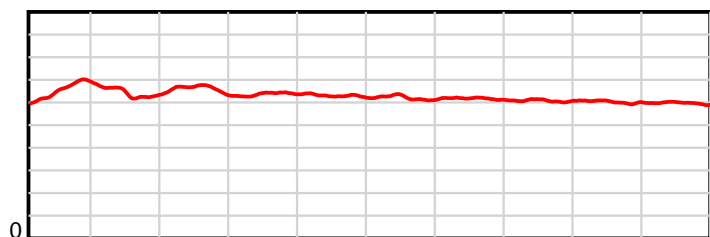
HRNZ and NZMTC and Thoroughbred Ratings Pty Ltd accepts no responsibility for the completeness or accuracy of any of the information contained herein, and makes no representations about its suitability for any particular purpose. Users should make their own judgements about those matters and/or seek independent advice. You assume all risks associated with use of the data provided on this page.

Race Results

August 04, 2024, Race 3, , Distance 1980m, Addington - Survey 1980m

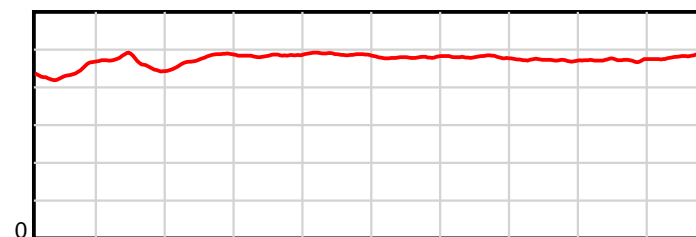
Result	TAB no.	Horse (Barrier)	1980 to	1800m to	1600m to	1400m to	1200m to	1000m to	800m to	600m to	400m to	200m to	Total or	Margin
6th	1	Rushkinoff (1)	1800m	1600m	1400m	1200m	1000m	800m	600m	400m	200m	WP	Average	
		Position in running (margin)	-	2(1.8)	2(0.7)	1(0.0)	1(0.0)	1(0.0)	1(0.0)	1(0.0)	1(0.0)	2(1.8)		4.80
		Sectional time (s)	12.23	14.82	14.25	15.13	15.55	15.87	15.52	15.68	15.37	16.28		
		Cumulative time (s)	150.70	138.47	123.65	109.40	94.27	78.72	62.85	47.33	31.65	16.28	2:30.70	
		Speed (m/s)	14.72	13.50	14.04	13.22	12.86	12.60	12.89	12.76	13.01	12.29	13.14	
		Stride length (m)	6.54	6.27	6.70	6.40	6.27	6.05	6.18	6.02	6.15	5.96	6.24	
		Stride duration (s)	0.441	0.464	0.477	0.485	0.488	0.480	0.480	0.472	0.473	0.485	0.475	
		Stride efficiency (%)	66.85	61.34	70.17	64.09	61.45	57.11	59.72	56.64	59.10	55.55	60.92	
		Stride count	27.52	31.92	29.85	31.23	31.89	33.08	32.35	33.22	32.52	33.54	317.12	

10 m Stride length



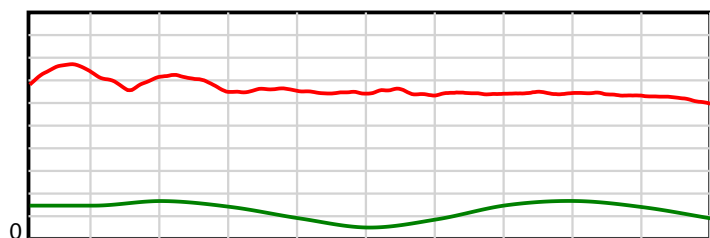
1980 m Finish

0.6 s Stride duration



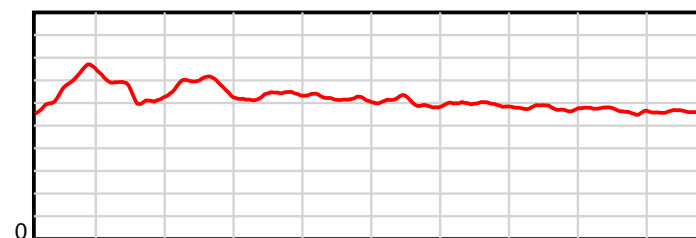
1980 m Finish

20 m/sec Speed



1980 m Finish

100 % Stride efficiency



1980 m Finish

Note: Horizontal distance axis grid lines are 200m furlongs.

Disclaimer.

HRNZ and NZMTC and Thoroughbred Ratings Pty Ltd accepts no responsibility for the completeness or accuracy of any of the information contained herein, and makes no representations about its suitability for any particular purpose. Users should make their own judgements about those matters and/or seek independent advice. You assume all risks associated with use of the data provided on this page.



Race Results



August 04, 2024, Race 4, MARK JONES THANKS HIS OWNERS FOR THEIR SUPPORT PACE, Distance 2600m, Addington - Survey 3200m

Result	TAB no.	Horse (Barrier)	2600 to	2400m to
1st	9	Obsession (9)	2400m	2200m
		Position in running (margin)	-	4(5.3)
		Sectional time (s)	16.68	14.31
		Cumulative time (s)	197.10	180.42
		Speed (m/s)	11.99	13.98
		Stride length (m)	5.50	5.93
		Stride duration (s)	0.424	0.424
		Stride efficiency (%)	47.30	54.92
		Stride count	36.35	33.74

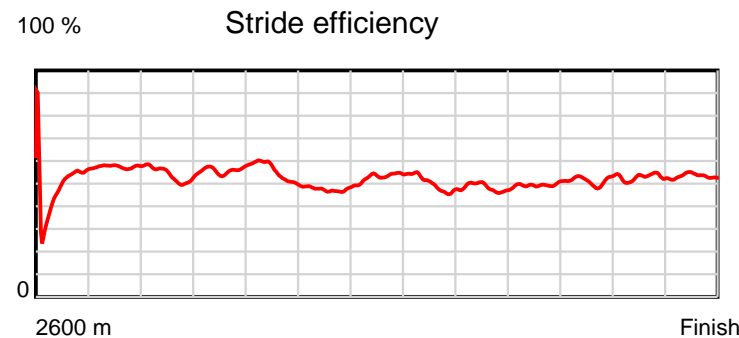
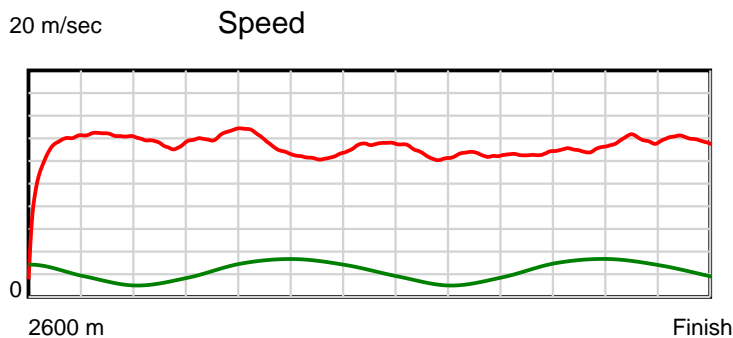
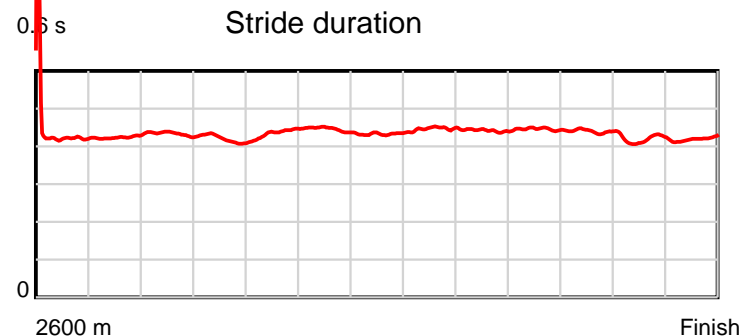
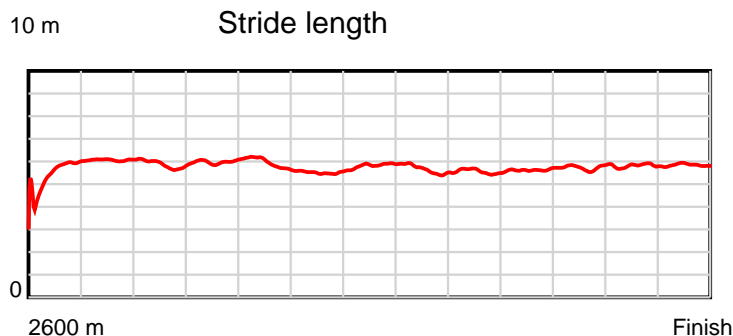
Disclaimer.

HRNZ and NZMTC and Thoroughbred Ratings Pty Ltd accepts no responsibility for the completeness or accuracy of any of the information contained herein, and makes no representations about its suitability for any particular purpose. Users should make their own judgements about those matters and/or seek independent advice. You assume all risks associated with use of the data provided on this page.

Race Results

August 04, 2024, Race 4, MARK JONES THANKS HIS OWNERS FOR THEIR SUPPORT PACE, Distance 2600m, Addington - Survey 3200m

Result	TAB no.	Horse (Barrier)	2200m to	2000m to	1800m to	1600m to	1400m to	1200m to	1000m to	800m to	600m to	400m to	200m to	Total or	Margin
1st	9	Obsession (9)	2000m	1800m	1600m	1400m	1200m	1000m	800m	600m	400m	200m	WP	Average	
		Position in running (margin)	4(3.5)	4(2.3)	1(0.0)	1(0.0)	1(0.0)	2(1.6)	3(1.7)	3(1.9)	3(2.2)	2(1.9)	3(1.3)		0.00
		Sectional time (s)	15.39	13.90	14.84	15.65	14.79	15.96	16.35	15.77	15.24	13.97	14.25		
		Cumulative time (s)	166.11	150.72	136.82	121.98	106.33	91.54	75.58	59.23	43.46	28.22	14.25	3:17.10	
		Speed (m/s)	13.00	14.39	13.48	12.78	13.52	12.53	12.23	12.68	13.12	14.32	14.04	13.19	
		Stride length (m)	5.62	6.04	5.89	5.69	5.86	5.60	5.41	5.65	5.77	5.98	5.91	5.75	
		Stride duration (s)	0.433	0.419	0.437	0.445	0.433	0.446	0.442	0.446	0.440	0.418	0.421	0.436	
		Stride efficiency (%)	49.44	56.92	54.28	50.61	53.62	48.94	45.67	49.93	52.08	55.91	54.49	51.69	
		Stride count	35.56	33.14	33.93	35.14	34.14	35.74	36.99	35.38	34.64	33.44	33.87	452.06	



Note: Horizontal distance axis grid lines are 200m furlongs.

Disclaimer.

HRNZ and NZMTC and Thoroughbred Ratings Pty Ltd accepts no responsibility for the completeness or accuracy of any of the information contained herein, and makes no representations about its suitability for any particular purpose. Users should make their own judgements about those matters and/or seek independent advice. You assume all risks associated with use of the data provided on this page.



Race Results



August 04, 2024, Race 4, MARK JONES THANKS HIS OWNERS FOR THEIR SUPPORT PACE, Distance 2600m, Addington - Survey 3200m

Result	TAB no.	Horse (Barrier)	2600 to	2400m to
2nd	1	Foveaux Gamble... (1)	2400m	2200m
		Position in running (margin)	-	1(0.0)
		Sectional time (s)	15.63	14.61
		Cumulative time (s)	197.18	181.55
		Speed (m/s)	12.79	13.69
		Stride length (m)	5.59	6.10
		Stride duration (s)	0.438	0.446
		Stride efficiency (%)	48.77	58.15
		Stride count	35.80	32.79

Disclaimer.

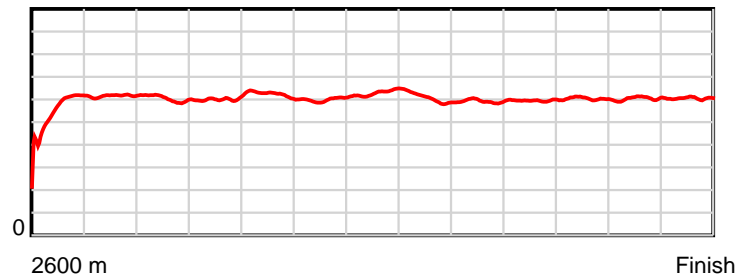
HRNZ and NZMTC and Thoroughbred Ratings Pty Ltd accepts no responsibility for the completeness or accuracy of any of the information contained herein, and makes no representations about its suitability for any particular purpose. Users should make their own judgements about those matters and/or seek independent advice. You assume all risks associated with use of the data provided on this page.

Race Results

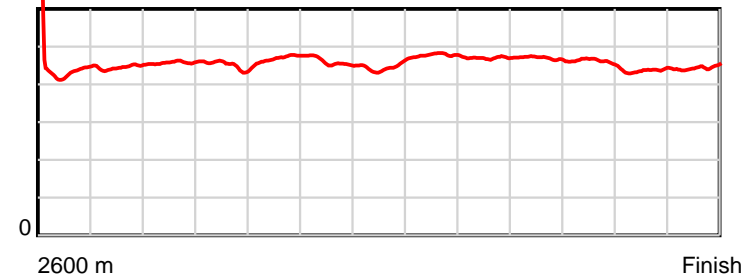
August 04, 2024, Race 4, MARK JONES THANKS HIS OWNERS FOR THEIR SUPPORT PACE, Distance 2600m, Addington - Survey 3200m

Result	TAB no.	Horse (Barrier)	2200m to	2000m to	1800m to	1600m to	1400m to	1200m to	1000m to	800m to	600m to	400m to	200m to	Total or	Margin
2nd	1	Foveaux Gamble... (1)	2000m	1800m	1600m	1400m	1200m	1000m	800m	600m	400m	200m	WP	Average	
		Position in running (margin)	1(0.0)	1(0.0)	3(4.1)	3(5.9)	2(2.3)	1(0.0)	1(0.0)	1(0.0)	1(0.0)	1(0.0)	1(0.0)		0.50
		Sectional time (s)	15.58	14.97	15.14	15.05	14.14	15.93	16.32	15.73	15.29	14.07	14.72		
		Cumulative time (s)	166.94	151.36	136.39	121.25	106.20	92.06	76.13	59.81	44.08	28.79	14.72	3:17.18	
		Speed (m/s)	12.84	13.36	13.21	13.29	14.14	12.55	12.25	12.71	13.08	14.21	13.59	13.19	
		Stride length (m)	5.87	6.02	6.20	6.11	6.31	6.00	5.76	5.96	6.03	6.20	6.04	6.01	
		Stride duration (s)	0.458	0.451	0.469	0.460	0.446	0.477	0.470	0.469	0.461	0.436	0.445	0.456	
		Stride efficiency (%)	53.91	56.71	60.03	58.31	62.17	56.18	51.90	55.56	56.79	60.11	57.07	56.42	
		Stride count	34.05	33.20	32.27	32.74	31.71	33.36	34.71	33.54	33.18	32.25	33.09	432.69	

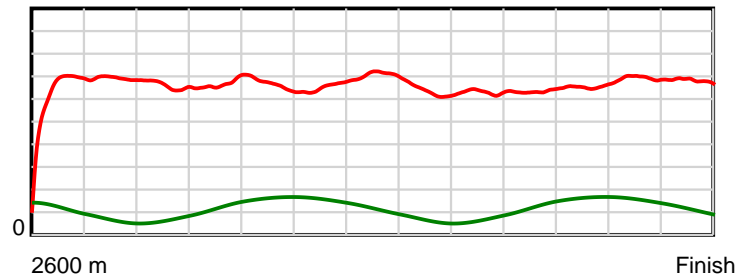
10 m Stride length



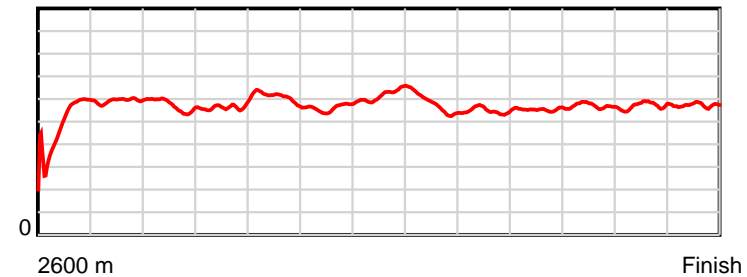
0.5 s Stride duration



20 m/sec Speed



100 % Stride efficiency



Note: Horizontal distance axis grid lines are 200m furlongs.

Disclaimer.

HRNZ and NZMTC and Thoroughbred Ratings Pty Ltd accepts no responsibility for the completeness or accuracy of any of the information contained herein, and makes no representations about its suitability for any particular purpose. Users should make their own judgements about those matters and/or seek independent advice. You assume all risks associated with use of the data provided on this page.



Race Results



August 04, 2024, Race 4, MARK JONES THANKS HIS OWNERS FOR THEIR SUPPORT PACE, Distance 2600m, Addington - Survey 3200m

Result	TAB no.	Horse (Barrier)	2600 to	2400m to
3rd	7	Tabasco (7)	2400m	2200m
		Position in running (margin)	-	8(10.7)
		Sectional time (s)	17.43	14.73
		Cumulative time (s)	197.22	179.79
		Speed (m/s)	11.47	13.58
		Stride length (m)	5.58	6.08
		Stride duration (s)	0.446	0.447
		Stride efficiency (%)	48.59	57.69
		Stride count	35.87	32.92

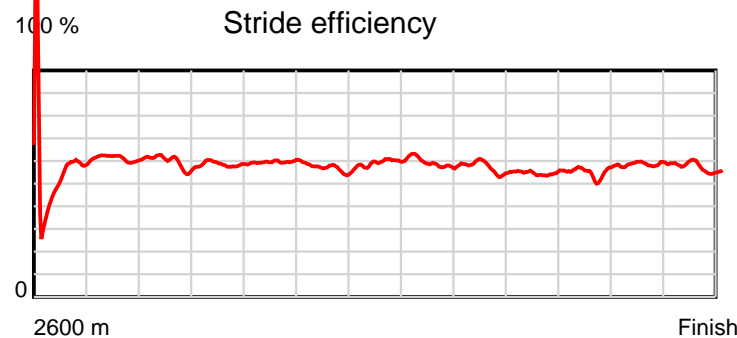
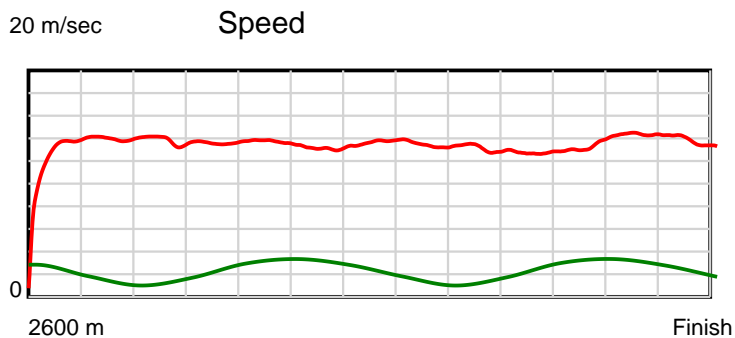
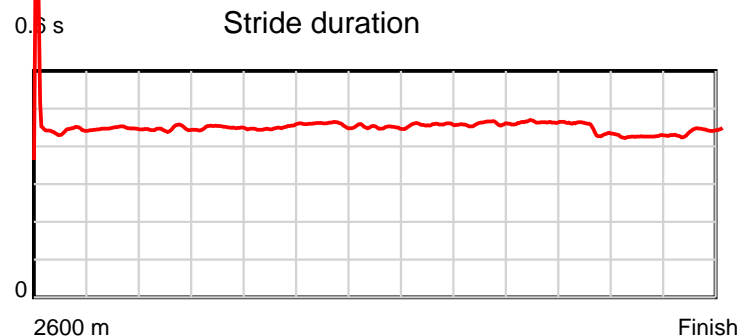
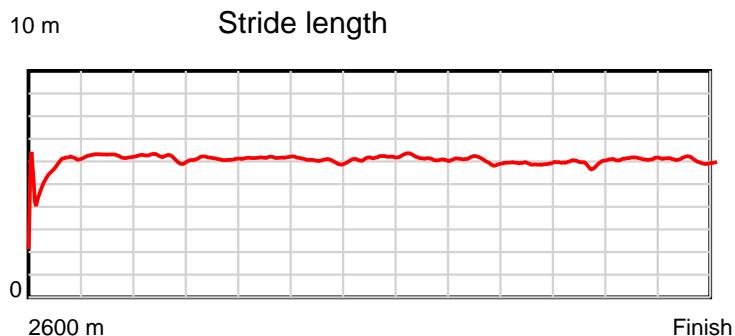
Disclaimer.

HRNZ and NZMTC and Thoroughbred Ratings Pty Ltd accepts no responsibility for the completeness or accuracy of any of the information contained herein, and makes no representations about its suitability for any particular purpose. Users should make their own judgements about those matters and/or seek independent advice. You assume all risks associated with use of the data provided on this page.

Race Results

August 04, 2024, Race 4, MARK JONES THANKS HIS OWNERS FOR THEIR SUPPORT PACE, Distance 2600m, Addington - Survey 3200m

Result	TAB no.	Horse (Barrier)	2200m to	2000m to	1800m to	1600m to	1400m to	1200m to	1000m to	800m to	600m to	400m to	200m to	Total or	Margin
3rd	7	Tabasco (7)	2000m	1800m	1600m	1400m	1200m	1000m	800m	600m	400m	200m	WP	Average	
		Position in running (margin)	8(11.4)	8(8.6)	7(11.5)	7(11.3)	7(7.6)	7(8.0)	5(4.2)	4(2.4)	4(2.7)	3(1.9)	2(0.2)		0.60
		Sectional time (s)	15.10	14.77	14.80	15.05	14.59	15.30	16.01	15.79	15.15	13.79	14.71		
		Cumulative time (s)	165.06	149.96	135.19	120.39	105.34	90.75	75.45	59.44	43.65	28.50	14.71	3:17.22	
		Speed (m/s)	13.25	13.54	13.51	13.29	13.71	13.07	12.49	12.67	13.20	14.50	13.60	13.18	
		Stride length (m)	5.91	6.09	6.09	6.09	6.18	5.99	5.73	5.88	5.86	6.18	6.00	5.97	
		Stride duration (s)	0.446	0.450	0.450	0.458	0.451	0.458	0.459	0.464	0.444	0.426	0.441	0.453	
		Stride efficiency (%)	54.61	57.91	57.87	57.96	59.69	56.14	51.38	54.00	53.70	59.67	56.19	55.66	
		Stride count	33.83	32.85	32.86	32.84	32.36	33.37	34.88	34.02	34.12	32.37	33.35	435.64	



Note: Horizontal distance axis grid lines are 200m furlongs.

Disclaimer.

HRNZ and NZMTC and Thoroughbred Ratings Pty Ltd accepts no responsibility for the completeness or accuracy of any of the information contained herein, and makes no representations about its suitability for any particular purpose. Users should make their own judgements about those matters and/or seek independent advice. You assume all risks associated with use of the data provided on this page.



Race Results



August 04, 2024, Race 4, MARK JONES THANKS HIS OWNERS FOR THEIR SUPPORT PACE, Distance 2600m, Addington - Survey 3200m

Result	TAB no.	Horse (Barrier)	2600 to	2400m to
4th	4	Ebury Street (4)	2400m	2200m
		Position in running (margin)	-	3(5.0)
		Sectional time (s)	16.61	14.15
		Cumulative time (s)	197.53	180.92
		Speed (m/s)	12.04	14.13
		Stride length (m)	5.49	5.89
		Stride duration (s)	0.419	0.417
		Stride efficiency (%)	47.04	54.29
		Stride count	36.45	33.93

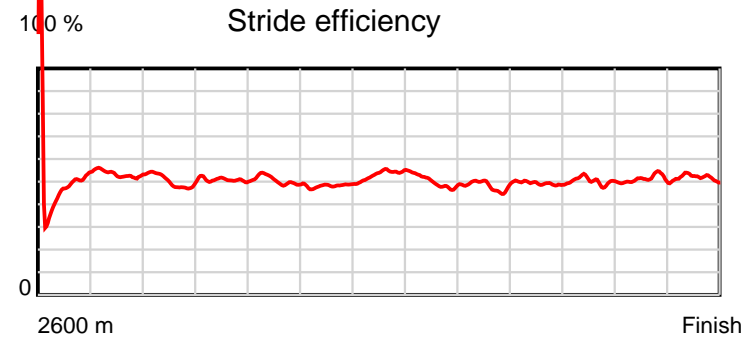
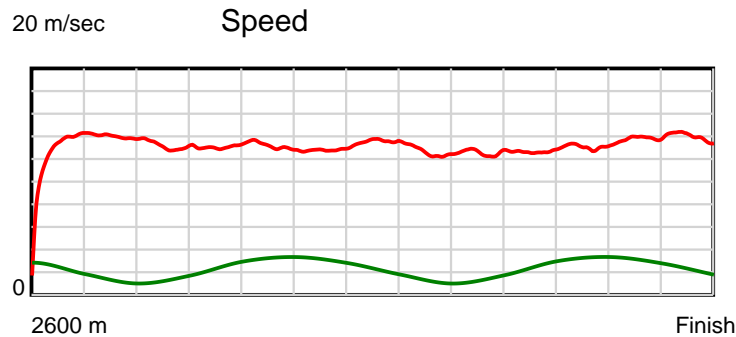
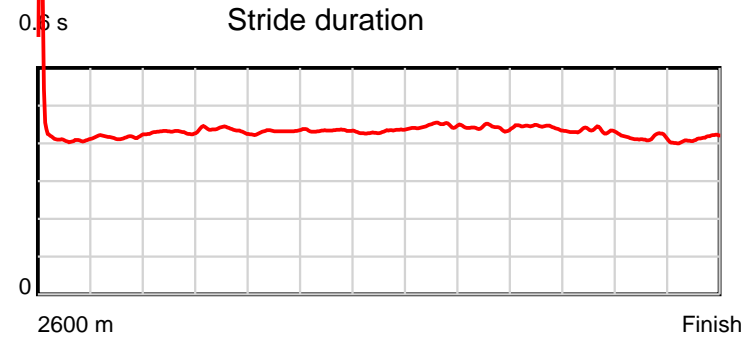
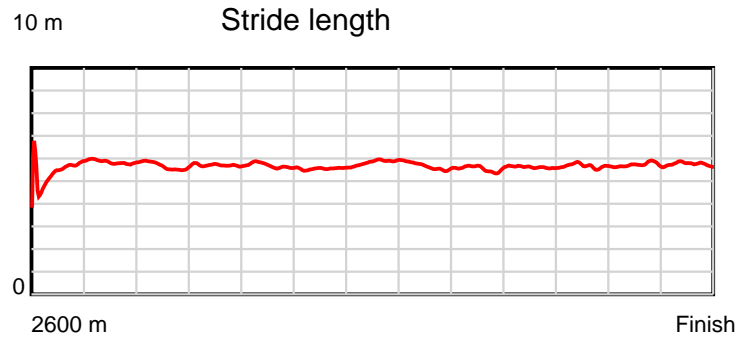
Disclaimer.

HRNZ and NZMTC and Thoroughbred Ratings Pty Ltd accepts no responsibility for the completeness or accuracy of any of the information contained herein, and makes no representations about its suitability for any particular purpose. Users should make their own judgements about those matters and/or seek independent advice. You assume all risks associated with use of the data provided on this page.

Race Results

August 04, 2024, Race 4, MARK JONES THANKS HIS OWNERS FOR THEIR SUPPORT PACE, Distance 2600m, Addington - Survey 3200m

Result	TAB no.	Horse (Barrier)	2200m to	2000m to	1800m to	1600m to	1400m to	1200m to	1000m to	800m to	600m to	400m to	200m to	Total or	Margin
4th	4	Ebury Street (4)	2000m	1800m	1600m	1400m	1200m	1000m	800m	600m	400m	200m	WP	Average	
		Position in running (margin)	3(2.2)	3(1.5)	4(7.0)	5(9.1)	5(5.3)	4(5.9)	6(5.7)	7(5.6)	7(5.6)	8(6.2)	6(5.1)		2.30
		Sectional time (s)	15.47	15.20	15.18	15.03	14.63	15.90	16.30	15.73	15.38	13.90	14.05		
		Cumulative time (s)	166.77	151.30	136.10	120.92	105.89	91.26	75.36	59.06	43.33	27.95	14.05	3:17.53	
		Speed (m/s)	12.93	13.16	13.18	13.31	13.67	12.58	12.27	12.71	13.00	14.39	14.23	13.16	
		Stride length (m)	5.55	5.74	5.69	5.77	5.90	5.63	5.42	5.63	5.63	5.96	5.87	5.70	
		Stride duration (s)	0.430	0.437	0.432	0.434	0.431	0.447	0.442	0.443	0.433	0.414	0.412	0.433	
		Stride efficiency (%)	48.19	51.57	50.59	52.10	54.34	49.48	45.91	49.59	49.46	55.45	53.90	50.79	
		Stride count	36.02	34.82	35.15	34.64	33.92	35.54	36.90	35.50	35.55	33.57	34.05	456.04	



Note: Horizontal distance axis grid lines are 200m furlongs.

Disclaimer.

HRNZ and NZMTC and Thoroughbred Ratings Pty Ltd accepts no responsibility for the completeness or accuracy of any of the information contained herein, and makes no representations about its suitability for any particular purpose. Users should make their own judgements about those matters and/or seek independent advice. You assume all risks associated with use of the data provided on this page.



Race Results



August 04, 2024, Race 4, MARK JONES THANKS HIS OWNERS FOR THEIR SUPPORT PACE, Distance 2600m, Addington - Survey 3200m

Result	TAB no.	Horse (Barrier)	2600 to	2400m to
5th	5	Itsamoneymaker (5)	2400m	2200m
		Position in running (margin)	-	2(3.4)
		Sectional time (s)	16.22	14.36
		Cumulative time (s)	197.88	181.66
		Speed (m/s)	12.33	13.93
		Stride length (m)	5.74	6.24
		Stride duration (s)	0.438	0.448
		Stride efficiency (%)	51.42	60.83
		Stride count	34.87	32.06

Disclaimer.

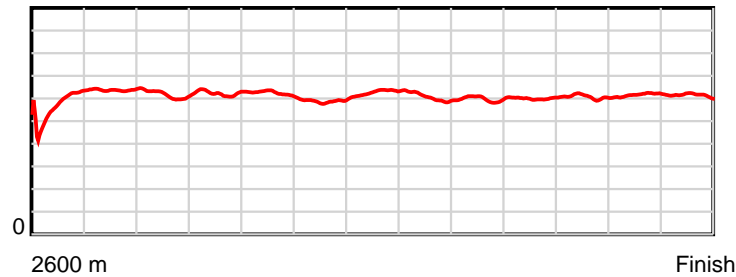
HRNZ and NZMTC and Thoroughbred Ratings Pty Ltd accepts no responsibility for the completeness or accuracy of any of the information contained herein, and makes no representations about its suitability for any particular purpose. Users should make their own judgements about those matters and/or seek independent advice. You assume all risks associated with use of the data provided on this page.

Race Results

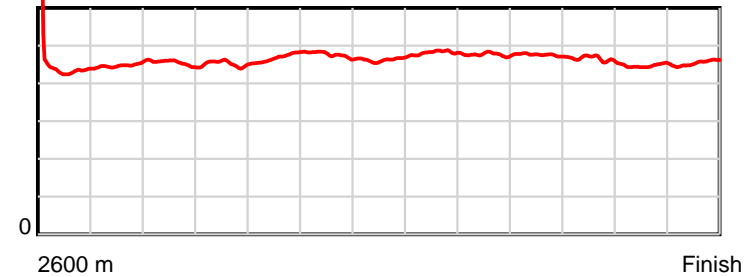
August 04, 2024, Race 4, MARK JONES THANKS HIS OWNERS FOR THEIR SUPPORT PACE, Distance 2600m, Addington - Survey 3200m

Result	TAB no.	Horse (Barrier)	2200m to	2000m to	1800m to	1600m to	1400m to	1200m to	1000m to	800m to	600m to	400m to	200m to	Total or	Margin
5th	5	Itsamoneymaker (5)	2000m	1800m	1600m	1400m	1200m	1000m	800m	600m	400m	200m	WP	Average	
		Position in running (margin)	2(1.8)	2(0.0)	2(1.3)	2(3.2)	3(2.4)	3(3.5)	4(3.8)	5(3.7)	5(3.7)	6(3.8)	4(3.3)		4.20
		Sectional time (s)	15.28	14.51	15.15	15.52	14.71	15.98	16.30	15.73	15.31	13.98	14.83		
		Cumulative time (s)	167.30	152.02	137.51	122.36	106.84	92.13	76.15	59.85	44.12	28.81	14.83	3:17.88	
		Speed (m/s)	13.09	13.78	13.20	12.89	13.60	12.52	12.27	12.71	13.06	14.31	13.49	13.14	
		Stride length (m)	5.93	6.24	6.21	6.13	6.30	6.03	5.84	6.04	6.06	6.39	6.14	6.09	
		Stride duration (s)	0.453	0.453	0.470	0.476	0.463	0.482	0.476	0.475	0.464	0.447	0.456	0.464	
		Stride efficiency (%)	55.03	60.92	60.24	58.70	61.94	56.78	53.33	57.02	57.43	63.84	58.99	58.04	
		Stride count	33.70	32.03	32.21	32.63	31.77	33.18	34.24	33.11	32.99	31.29	32.55	426.63	

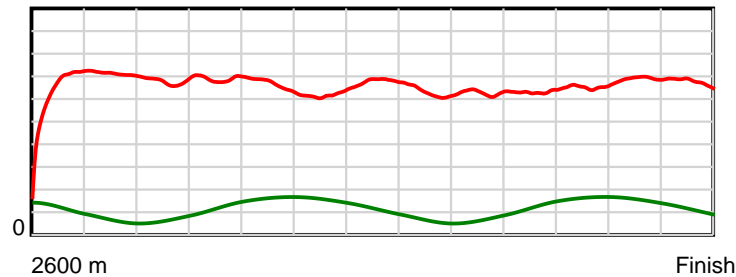
10 m Stride length



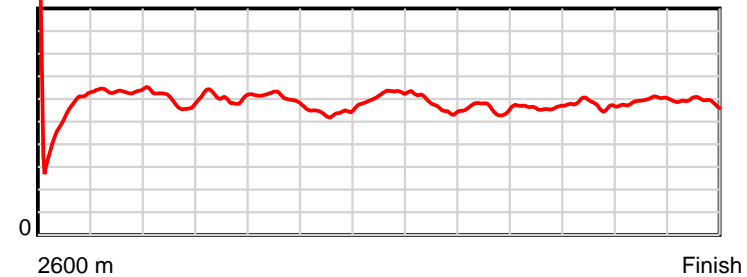
0.6 s Stride duration



20 m/sec Speed



100 % Stride efficiency



Note: Horizontal distance axis grid lines are 200m furlongs.

Disclaimer.

HRNZ and NZMTC and Thoroughbred Ratings Pty Ltd accepts no responsibility for the completeness or accuracy of any of the information contained herein, and makes no representations about its suitability for any particular purpose. Users should make their own judgements about those matters and/or seek independent advice. You assume all risks associated with use of the data provided on this page.



Race Results



August 04, 2024, Race 4, MARK JONES THANKS HIS OWNERS FOR THEIR SUPPORT PACE, Distance 2600m, Addington - Survey 3200m

Result	TAB no.	Horse (Barrier)	2600 to	2400m to
6th	8	Ten Da Touch (8)	2400m	2200m
		Position in running (margin)	-	5(7.1)
		Sectional time (s)	16.91	14.27
		Cumulative time (s)	199.11	182.20
		Speed (m/s)	11.83	14.02
		Stride length (m)	5.35	6.08
		Stride duration (s)	0.418	0.434
		Stride efficiency (%)	44.78	57.75
		Stride count	37.36	32.90

Disclaimer.

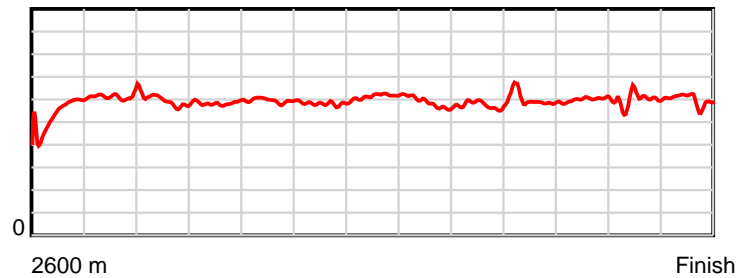
HRNZ and NZMTC and Thoroughbred Ratings Pty Ltd accepts no responsibility for the completeness or accuracy of any of the information contained herein, and makes no representations about its suitability for any particular purpose. Users should make their own judgements about those matters and/or seek independent advice. You assume all risks associated with use of the data provided on this page.

Race Results

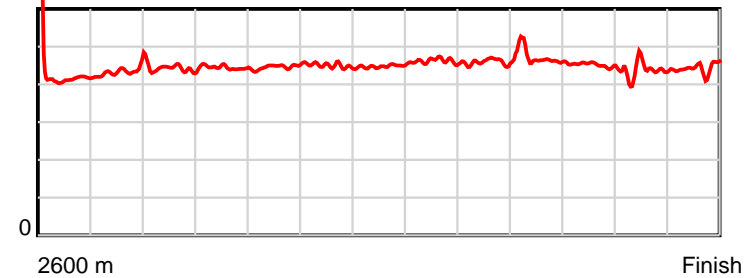
August 04, 2024, Race 4, MARK JONES THANKS HIS OWNERS FOR THEIR SUPPORT PACE, Distance 2600m, Addington - Survey 3200m

Result	TAB no.	Horse (Barrier)	2200m to	2000m to	1800m to	1600m to	1400m to	1200m to	1000m to	800m to	600m to	400m to	200m to	Total or	Margin
6th	8	Ten Da Touch (8)	2000m	1800m	1600m	1400m	1200m	1000m	800m	600m	400m	200m	WP	Average	
		Position in running (margin)	5(5.1)	5(3.6)	6(9.4)	6(10.6)	6(7.1)	6(7.0)	8(7.7)	9(8.7)	9(8.7)	9(8.0)	8(9.7)		10.80
		Sectional time (s)	15.34	15.24	15.04	15.07	14.51	16.05	16.49	15.73	15.17	14.36	14.93		
		Cumulative time (s)	167.93	152.59	137.35	122.31	107.24	92.73	76.68	60.19	44.46	29.29	14.93	3:19.11	
		Speed (m/s)	13.04	13.12	13.30	13.27	13.78	12.46	12.13	12.71	13.18	13.93	13.40	13.06	
		Stride length (m)	5.75	5.83	5.94	5.96	6.18	5.75	5.56	5.92	5.93	6.07	5.94	5.86	
		Stride duration (s)	0.441	0.444	0.447	0.449	0.448	0.462	0.459	0.466	0.449	0.435	0.443	0.449	
		Stride efficiency (%)	51.58	53.08	55.20	55.47	59.68	51.71	48.37	54.85	54.86	57.50	55.06	53.62	
		Stride count	34.81	34.32	33.65	33.57	32.36	34.77	35.95	33.76	33.75	32.97	33.69	443.86	

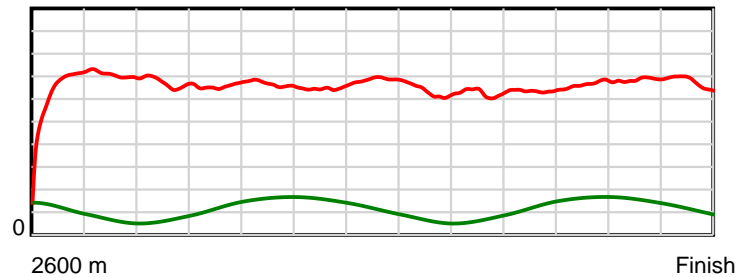
10 m Stride length



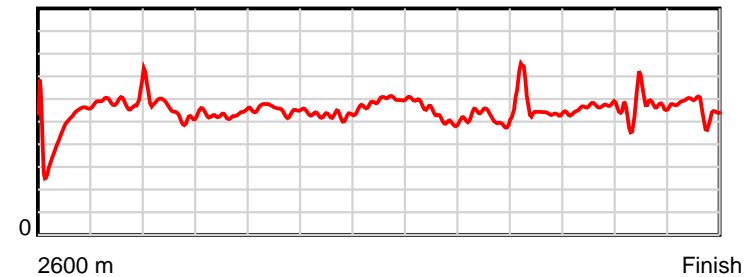
0.6 s Stride duration



20 m/sec Speed



100 % Stride efficiency



Note: Horizontal distance axis grid lines are 200m furlongs.

Disclaimer.

HRNZ and NZMTC and Thoroughbred Ratings Pty Ltd accepts no responsibility for the completeness or accuracy of any of the information contained herein, and makes no representations about its suitability for any particular purpose. Users should make their own judgements about those matters and/or seek independent advice. You assume all risks associated with use of the data provided on this page.



Race Results



August 04, 2024, Race 4, MARK JONES THANKS HIS OWNERS FOR THEIR SUPPORT PACE, Distance 2600m, Addington - Survey 3200m

Result	TAB no.	Horse (Barrier)	2600 to	2400m to
7th	3	Off The Edge (3)	2400m	2200m
		Position in running (margin)	-	9(17.7)
		Sectional time (s)	18.76	14.61
		Cumulative time (s)	199.16	180.40
		Speed (m/s)	10.66	13.69
		Stride length (m)	5.15	6.00
		Stride duration (s)	0.450	0.438
		Stride efficiency (%)	41.47	56.21
		Stride count	38.82	33.35

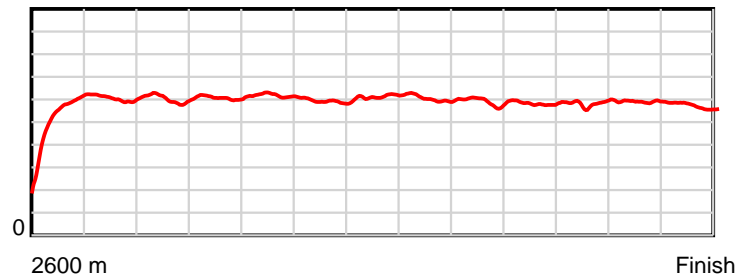
Disclaimer.

HRNZ and NZMTC and Thoroughbred Ratings Pty Ltd accepts no responsibility for the completeness or accuracy of any of the information contained herein, and makes no representations about its suitability for any particular purpose. Users should make their own judgements about those matters and/or seek independent advice. You assume all risks associated with use of the data provided on this page.

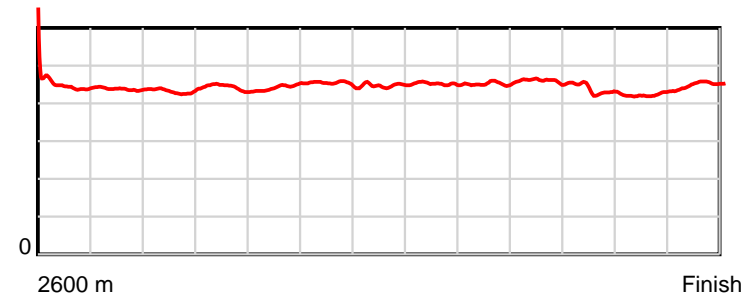
August 04, 2024, Race 4, MARK JONES THANKS HIS OWNERS FOR THEIR SUPPORT PACE, Distance 2600m, Addington - Survey 3200m

Result	TAB no.	Horse (Barrier)	2200m to	2000m to	1800m to	1600m to	1400m to	1200m to	1000m to	800m to	600m to	400m to	200m to	Total or	Margin
7th	3	Off The Edge (3)	2000m	1800m	1600m	1400m	1200m	1000m	800m	600m	400m	200m	WP	Average	
		Position in running (margin)	9(17.7)	9(12.8)	9(14.4)	8(12.8)	8(9.5)	9(9.9)	7(6.0)	6(4.1)	6(4.4)	5(3.6)	5(4.6)		11.10
		Sectional time (s)	14.77	14.55	14.57	15.10	14.60	15.29	16.00	15.77	15.16	14.23	15.75		
		Cumulative time (s)	165.79	151.02	136.47	121.90	106.80	92.20	76.91	60.91	45.14	29.98	15.75	3:19.16	
		Speed (m/s)	13.54	13.75	13.73	13.25	13.70	13.08	12.50	12.68	13.19	14.05	12.70	13.05	
		Stride length (m)	5.85	6.09	6.08	6.01	6.13	5.91	5.65	5.82	5.74	5.96	5.72	5.84	
		Stride duration (s)	0.432	0.443	0.443	0.453	0.448	0.452	0.452	0.459	0.435	0.424	0.451	0.448	
		Stride efficiency (%)	53.53	57.88	57.71	56.39	58.74	54.67	49.89	53.01	51.49	55.45	51.21	53.36	
		Stride count	34.17	32.86	32.91	33.29	32.62	33.81	35.39	34.34	34.84	33.58	34.94	444.92	

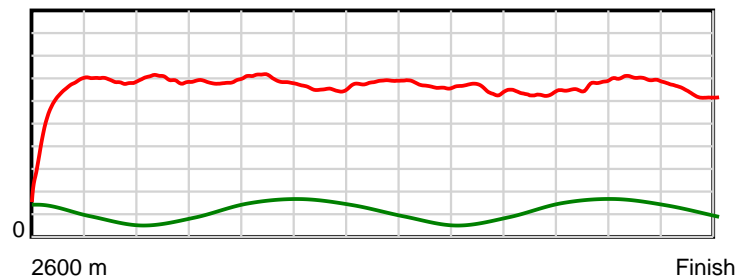
10 m Stride length



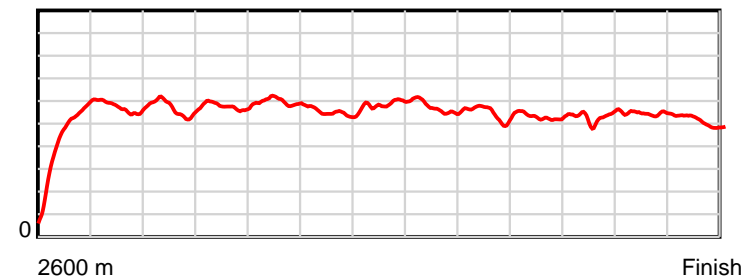
0.6 s Stride duration



20 m/sec Speed



100 % Stride efficiency



Note: Horizontal distance axis grid lines are 200m furlongs.

Disclaimer.

HRNZ and NZMTC and Thoroughbred Ratings Pty Ltd accepts no responsibility for the completeness or accuracy of any of the information contained herein, and makes no representations about its suitability for any particular purpose. Users should make their own judgements about those matters and/or seek independent advice. You assume all risks associated with use of the data provided on this page.



Race Results



August 04, 2024, Race 4, MARK JONES THANKS HIS OWNERS FOR THEIR SUPPORT PACE, Distance 2600m, Addington - Survey 3200m

Result	TAB no.	Horse (Barrier)	2600 to	2400m to
8th	6	Mossdale Marga... (6)	2400m	2200m
		Position in running (margin)	-	7(9.5)
		Sectional time (s)	17.31	14.28
		Cumulative time (s)	199.89	182.58
		Speed (m/s)	11.55	14.01
		Stride length (m)	5.60	6.26
		Stride duration (s)	0.446	0.447
		Stride efficiency (%)	49.06	61.22
		Stride count	35.69	31.95

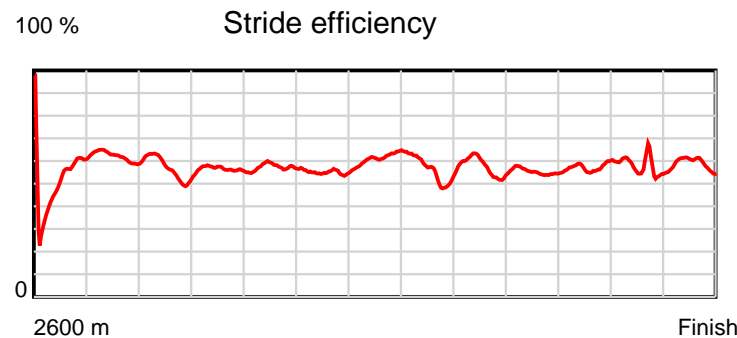
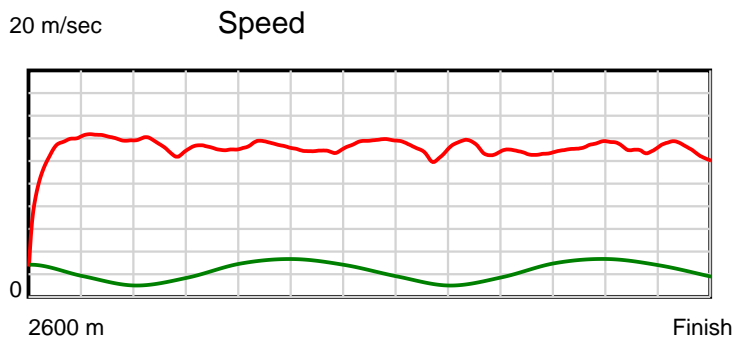
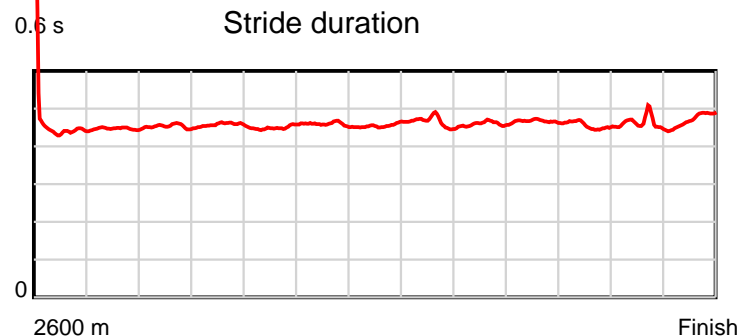
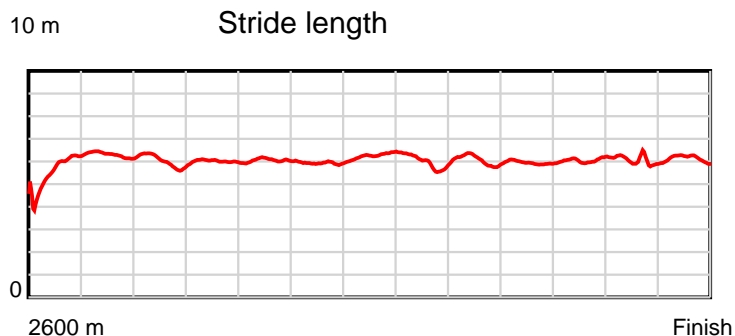
Disclaimer.

HRNZ and NZMTC and Thoroughbred Ratings Pty Ltd accepts no responsibility for the completeness or accuracy of any of the information contained herein, and makes no representations about its suitability for any particular purpose. Users should make their own judgements about those matters and/or seek independent advice. You assume all risks associated with use of the data provided on this page.

Race Results

August 04, 2024, Race 4, MARK JONES THANKS HIS OWNERS FOR THEIR SUPPORT PACE, Distance 2600m, Addington - Survey 3200m

Result	TAB no.	Horse (Barrier)	2200m to	2000m to	1800m to	1600m to	1400m to	1200m to	1000m to	800m to	600m to	400m to	200m to	Total or	Margin
8th	6	Mossdale Marga... (6)	2000m	1800m	1600m	1400m	1200m	1000m	800m	600m	400m	200m	WP	Average	
		Position in running (margin)	6(7.5)	7(7.4)	8(13.3)	9(13.2)	9(9.6)	8(9.9)	9(8.8)	8(6.5)	8(6.8)	7(5.8)	9(10.5)		15.10
		Sectional time (s)	15.56	15.27	14.81	15.06	14.57	15.75	15.94	15.77	15.12	14.86	15.59		
		Cumulative time (s)	168.30	152.74	137.47	122.66	107.60	93.03	77.28	61.34	45.57	30.45	15.59	3:19.89	
		Speed (m/s)	12.85	13.10	13.50	13.28	13.73	12.70	12.55	12.68	13.23	13.46	12.83	13.01	
		Stride length (m)	5.82	5.99	6.07	6.09	6.24	5.90	5.76	5.92	6.01	6.19	6.09	5.99	
		Stride duration (s)	0.453	0.458	0.450	0.459	0.455	0.465	0.459	0.467	0.455	0.460	0.474	0.461	
		Stride efficiency (%)	52.92	56.16	57.66	58.05	60.87	54.47	51.88	54.81	56.45	59.81	57.91	56.09	
		Stride count	34.37	33.36	32.93	32.81	32.05	33.87	34.71	33.77	33.28	32.33	32.85	433.97	



Note: Horizontal distance axis grid lines are 200m furlongs.

Disclaimer.

HRNZ and NZMTC and Thoroughbred Ratings Pty Ltd accepts no responsibility for the completeness or accuracy of any of the information contained herein, and makes no representations about its suitability for any particular purpose. Users should make their own judgements about those matters and/or seek independent advice. You assume all risks associated with use of the data provided on this page.



Race Results



August 04, 2024, Race 4, MARK JONES THANKS HIS OWNERS FOR THEIR SUPPORT PACE, Distance 2600m, Addington - Survey 3200m

Result	TAB no.	Horse (Barrier)	2600 to	2400m to
9th	10	Archie (10)	2400m	2200m
		Position in running (margin)	-	6(9.2)
		Sectional time (s)	17.09	14.35
		Cumulative time (s)	200.00	182.91
		Speed (m/s)	11.70	13.94
		Stride length (m)	5.93	6.44
		Stride duration (s)	0.472	0.462
		Stride efficiency (%)	54.99	64.90
		Stride count	33.71	31.03

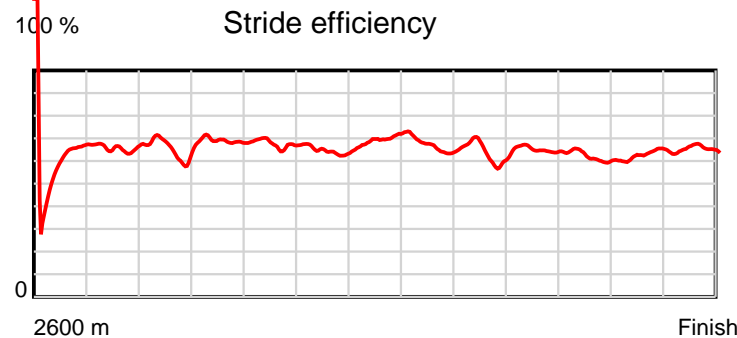
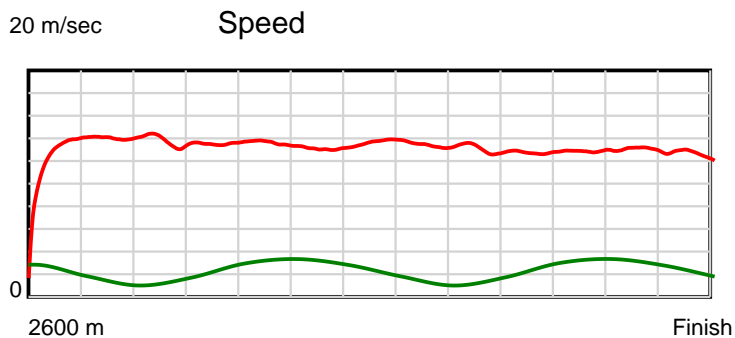
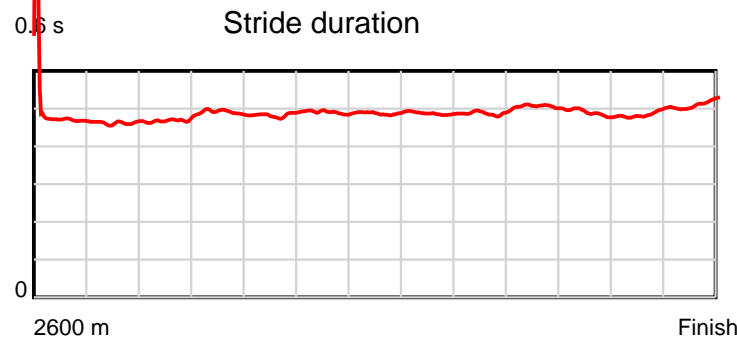
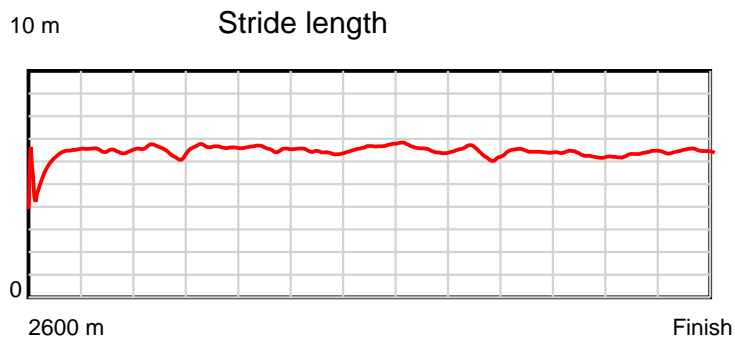
Disclaimer.

HRNZ and NZMTC and Thoroughbred Ratings Pty Ltd accepts no responsibility for the completeness or accuracy of any of the information contained herein, and makes no representations about its suitability for any particular purpose. Users should make their own judgements about those matters and/or seek independent advice. You assume all risks associated with use of the data provided on this page.

Race Results

August 04, 2024, Race 4, MARK JONES THANKS HIS OWNERS FOR THEIR SUPPORT PACE, Distance 2600m, Addington - Survey 3200m

Result	TAB no.	Horse (Barrier)	2200m to	2000m to	1800m to	1600m to	1400m to	1200m to	1000m to	800m to	600m to	400m to	200m to	Total or	Margin
9th	10	Archie (10)	2000m	1800m	1600m	1400m	1200m	1000m	800m	600m	400m	200m	WP	Average	
		Position in running (margin)	7(7.6)	6(5.8)	5(8.6)	4(9.0)	4(5.3)	5(6.0)	2(1.3)	2(0.3)	2(0.3)	4(2.5)	7(8.9)		15.60
		Sectional time (s)	15.27	14.76	14.90	15.04	14.65	15.15	16.15	15.73	15.65	15.14	16.12		
		Cumulative time (s)	168.56	153.29	138.53	123.63	108.59	93.94	78.79	62.64	46.91	31.26	16.12	3:20.00	
		Speed (m/s)	13.10	13.55	13.42	13.30	13.65	13.20	12.38	12.71	12.78	13.21	12.41	13.00	
		Stride length (m)	6.14	6.65	6.49	6.51	6.66	6.43	6.06	6.42	6.23	6.44	6.36	6.36	
		Stride duration (s)	0.469	0.491	0.484	0.490	0.488	0.487	0.489	0.505	0.487	0.487	0.513	0.489	
		Stride efficiency (%)	59.00	69.07	65.88	66.30	69.35	64.66	57.35	64.48	60.58	64.73	63.30	63.22	
		Stride count	32.55	30.08	30.80	30.71	30.02	31.09	33.01	31.14	32.12	31.08	31.43	408.77	



Note: Horizontal distance axis grid lines are 200m furlongs.

Disclaimer.

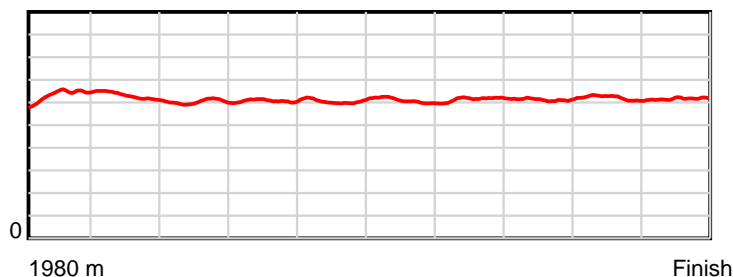
HRNZ and NZMTC and Thoroughbred Ratings Pty Ltd accepts no responsibility for the completeness or accuracy of any of the information contained herein, and makes no representations about its suitability for any particular purpose. Users should make their own judgements about those matters and/or seek independent advice. You assume all risks associated with use of the data provided on this page.

Race Results

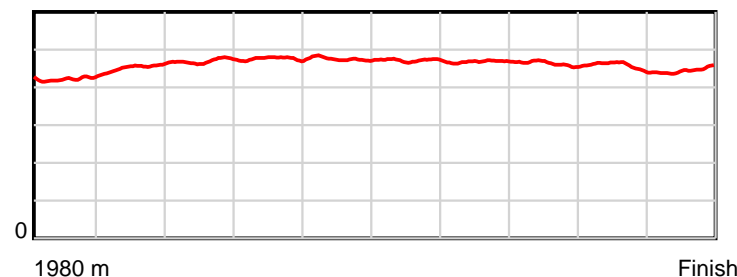
August 04, 2024, Race 5, KRYSTAL WILLIAMS RACING MOBILE PACE, Distance 1980m, Addington - Survey 1980m

Result	TAB no.	Horse (Barrier)	1980 to	1800m to	1600m to	1400m to	1200m to	1000m to	800m to	600m to	400m to	200m to	Total or	Margin
1st	5	Milou (5)	1800m	1600m	1400m	1200m	1000m	800m	600m	400m	200m	WP	Average	
		Position in running (margin)	-	1(0.0)	1(0.0)	2(1.8)	2(2.3)	3(1.8)	3(1.8)	3(2.1)	3(1.5)	2(1.4)		0.00
		Sectional time (s)	12.18	14.54	15.42	15.73	15.85	15.95	15.27	15.06	14.61	14.43		
		Cumulative time (s)	149.04	136.86	122.32	106.90	91.17	75.32	59.37	44.10	29.04	14.43	2:29.04	
		Speed (m/s)	14.78	13.76	12.97	12.71	12.62	12.54	13.10	13.28	13.69	13.86	13.29	
		Stride length (m)	6.30	6.24	6.09	6.05	5.99	5.91	6.12	6.15	6.26	6.17	6.13	
		Stride duration (s)	0.422	0.453	0.470	0.476	0.475	0.471	0.467	0.463	0.457	0.446	0.461	
		Stride efficiency (%)	62.06	60.77	57.99	57.10	56.16	54.61	58.59	59.12	61.25	59.57	58.63	
		Stride count	28.56	32.07	32.83	33.08	33.36	33.83	32.66	32.52	31.95	32.39	323.25	

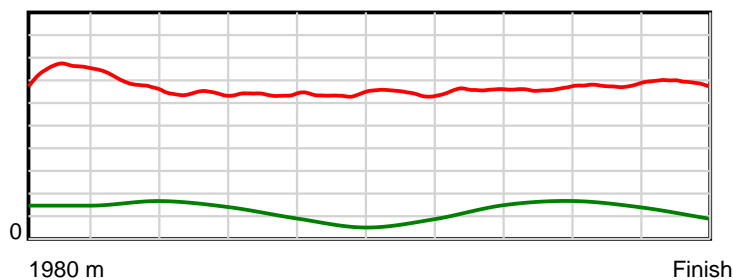
10 m Stride length



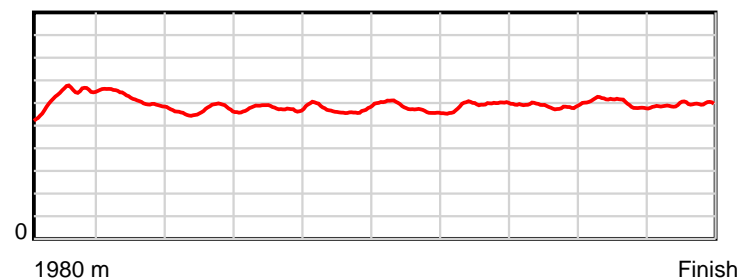
0.6 s Stride duration



20 m/sec Speed



100 % Stride efficiency



Note: Horizontal distance axis grid lines are 200m furlongs.

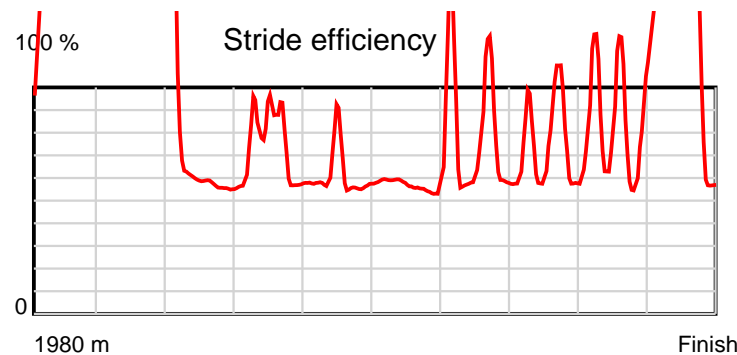
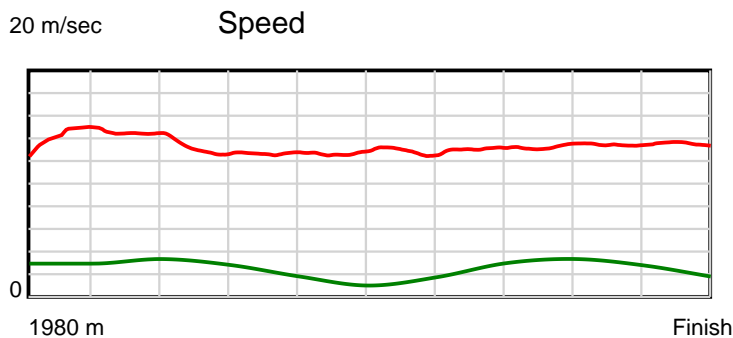
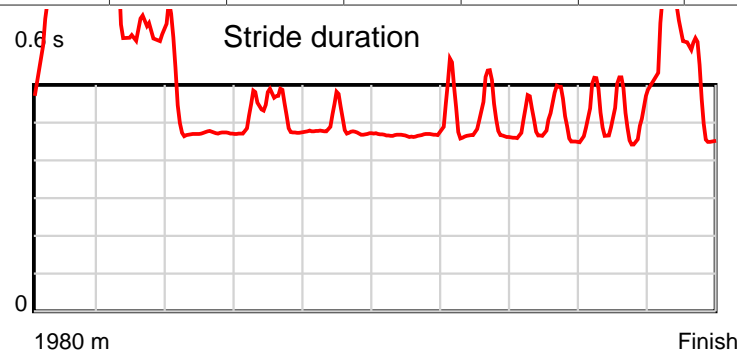
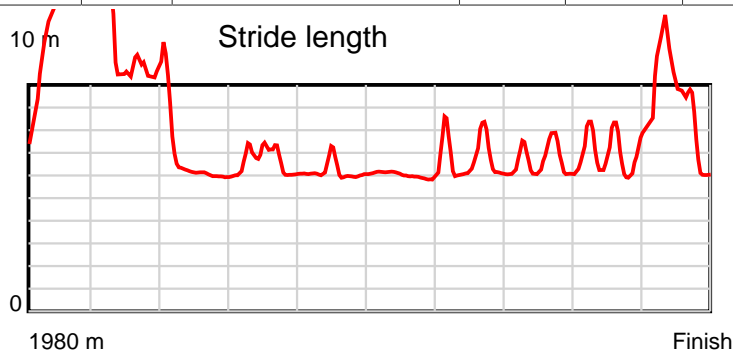
Disclaimer.

HRNZ and NZMTC and Thoroughbred Ratings Pty Ltd accepts no responsibility for the completeness or accuracy of any of the information contained herein, and makes no representations about its suitability for any particular purpose. Users should make their own judgements about those matters and/or seek independent advice. You assume all risks associated with use of the data provided on this page.

Race Results

August 04, 2024, Race 5, KRYSTAL WILLIAMS RACING MOBILE PACE, Distance 1980m, Addington - Survey 1980m

Result	TAB no.	Horse (Barrier)	1980 to	1800m to	1600m to	1400m to	1200m to	1000m to	800m to	600m to	400m to	200m to	Total or	Margin
2nd	7	Black Pearl (7)	1800m	1600m	1400m	1200m	1000m	800m	600m	400m	200m	WP	Average	
		Position in running (margin)	-	3(2.3)	2(0.2)	1(0.0)	1(0.0)	1(0.0)	2(0.2)	1(0.0)	1(0.0)	1(0.0)		0.80
		Sectional time (s)	12.41	14.20	15.09	15.65	15.92	15.98	15.19	15.15	14.63	14.97		
		Cumulative time (s)	149.19	136.78	122.58	107.49	91.84	75.92	59.94	44.75	29.60	14.97	2:29.19	
		Speed (m/s)	14.51	14.08	13.25	12.78	12.56	12.52	13.17	13.20	13.67	13.36	13.27	
		Stride length (m)	10.24	7.84	6.30	6.38	6.04	5.82	6.42	6.33	6.68	7.14	6.73	
		Stride duration (s)	0.702	0.557	0.475	0.499	0.481	0.465	0.487	0.480	0.489	0.534	0.507	
		Stride efficiency (%)	163.79	95.96	62.05	63.65	57.08	52.96	64.31	62.62	69.83	79.69	70.72	
		Stride count	17.58	25.52	31.74	31.34	33.09	34.35	31.18	31.59	29.92	28.01	294.32	



Note: Horizontal distance axis grid lines are 200m furlongs.

Disclaimer.

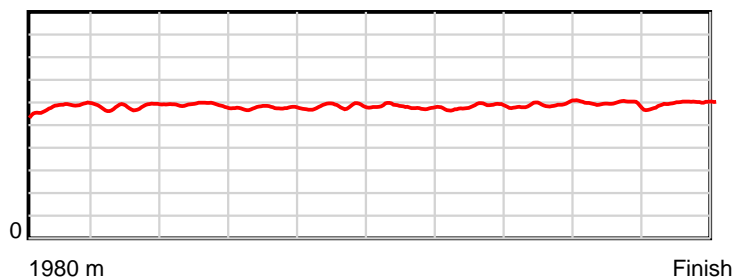
HRNZ and NZMTC and Thoroughbred Ratings Pty Ltd accepts no responsibility for the completeness or accuracy of any of the information contained herein, and makes no representations about its suitability for any particular purpose. Users should make their own judgements about those matters and/or seek independent advice. You assume all risks associated with use of the data provided on this page.

Race Results

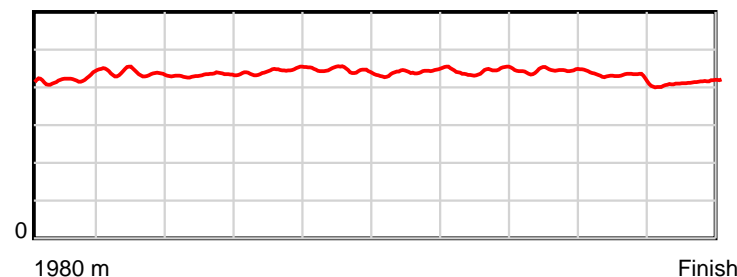
August 04, 2024, Race 5, KRYSTAL WILLIAMS RACING MOBILE PACE, Distance 1980m, Addington - Survey 1980m

Result	TAB no.	Horse (Barrier)	1980 to	1800m to	1600m to	1400m to	1200m to	1000m to	800m to	600m to	400m to	200m to	Total or	Margin
3rd	12	Courtney Rose (11)	1800m	1600m	1400m	1200m	1000m	800m	600m	400m	200m	WP	Average	
		Position in running (margin)	-	11(10.2)	11(15.0)	11(12.8)	11(11.1)	10(9.2)	10(7.8)	9(7.9)	10(8.4)	11(8.4)		2.10
		Sectional time (s)	13.75	15.36	14.75	15.36	15.62	15.72	15.23	15.25	14.61	13.77		
		Cumulative time (s)	149.42	135.67	120.31	105.56	90.20	74.58	58.86	43.63	28.38	13.77	2:29.42	
		Speed (m/s)	13.10	13.02	13.56	13.02	12.80	12.72	13.13	13.11	13.69	14.52	13.25	
		Stride length (m)	5.75	5.71	5.86	5.78	5.70	5.62	5.82	5.83	5.83	6.02	5.79	
		Stride duration (s)	0.423	0.438	0.432	0.444	0.445	0.442	0.443	0.445	0.426	0.414	0.437	
		Stride efficiency (%)	51.66	50.89	53.66	52.28	50.70	49.38	52.88	53.17	53.16	56.57	52.39	
		Stride count	31.30	35.05	34.13	34.58	35.11	35.58	34.38	34.29	34.29	33.24	341.95	

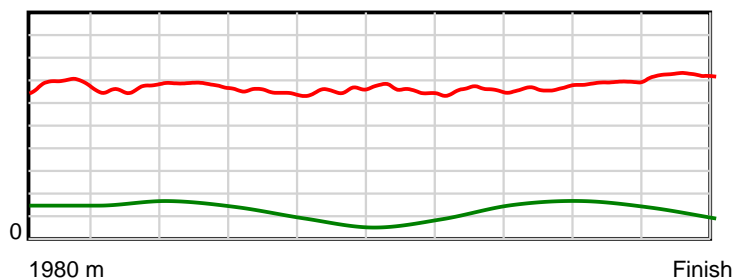
10 m Stride length



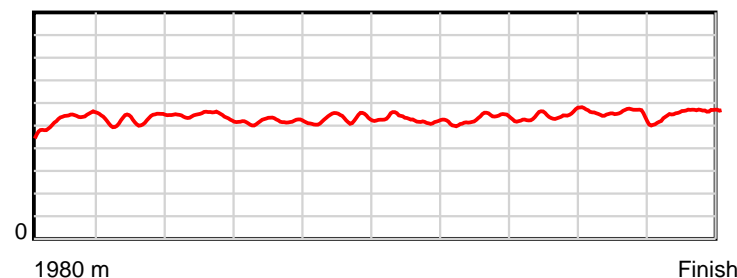
0.6 s Stride duration



20 m/sec Speed



100 % Stride efficiency



Note: Horizontal distance axis grid lines are 200m furlongs.

Disclaimer.

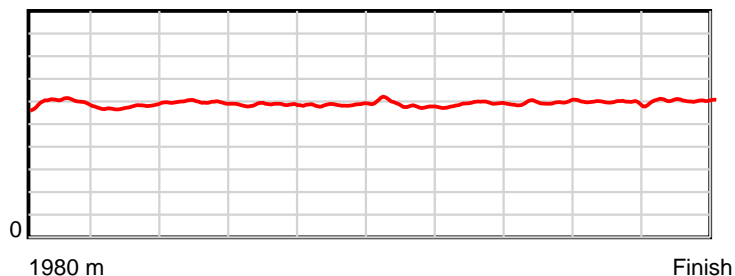
HRNZ and NZMTC and Thoroughbred Ratings Pty Ltd accepts no responsibility for the completeness or accuracy of any of the information contained herein, and makes no representations about its suitability for any particular purpose. Users should make their own judgements about those matters and/or seek independent advice. You assume all risks associated with use of the data provided on this page.

Race Results

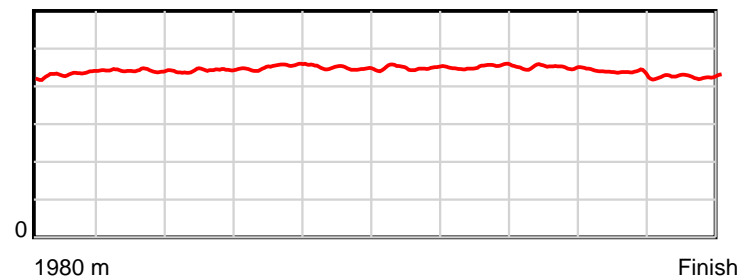
August 04, 2024, Race 5, KRYSTAL WILLIAMS RACING MOBILE PACE, Distance 1980m, Addington - Survey 1980m

Result	TAB no.	Horse (Barrier)	1980 to	1800m to	1600m to	1400m to	1200m to	1000m to	800m to	600m to	400m to	200m to	Total or	Margin
4th	6	Hoo Haa (6)	1800m	1600m	1400m	1200m	1000m	800m	600m	400m	200m	WP	Average	
		Position in running (margin)	-	8(6.6)	9(12.6)	9(10.3)	9(8.9)	8(7.2)	8(6.4)	8(6.4)	8(7.2)	8(7.1)		2.60
		Sectional time (s)	13.12	15.56	14.74	15.41	15.65	15.81	15.23	15.29	14.61	14.10		
		Cumulative time (s)	149.52	136.40	120.84	106.10	90.69	75.04	59.23	44.00	28.71	14.10	2:29.52	
		Speed (m/s)	13.72	12.85	13.57	12.98	12.78	12.65	13.13	13.08	13.69	14.18	13.24	
		Stride length (m)	5.93	5.68	5.99	5.87	5.72	5.69	5.94	5.89	5.95	6.05	5.87	
		Stride duration (s)	0.433	0.442	0.442	0.452	0.448	0.450	0.452	0.450	0.435	0.427	0.443	
		Stride efficiency (%)	54.96	50.45	56.14	53.81	51.21	50.55	55.15	54.23	55.41	57.25	53.83	
		Stride count	30.35	35.20	33.37	34.08	34.94	35.17	33.67	33.95	33.59	33.04	337.36	

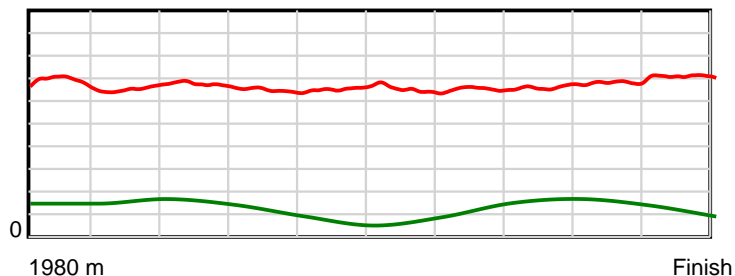
10 m Stride length



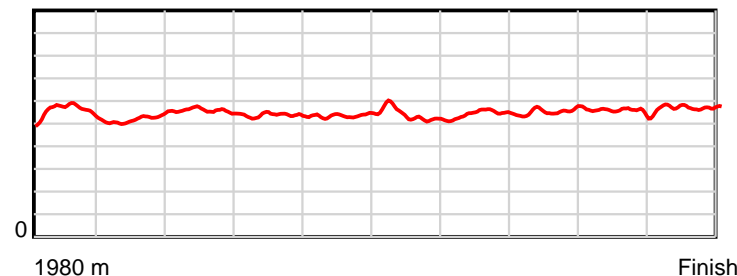
0.6 s Stride duration



20 m/sec Speed



100 % Stride efficiency



Note: Horizontal distance axis grid lines are 200m furlongs.

Disclaimer.

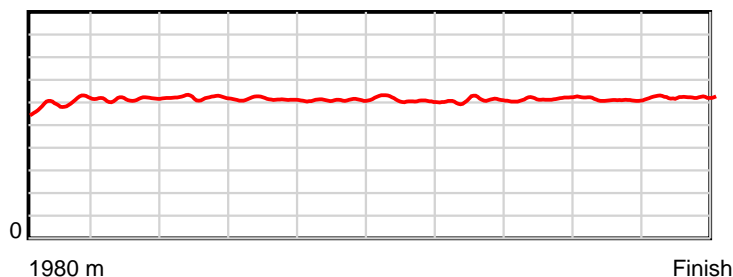
HRNZ and NZMTC and Thoroughbred Ratings Pty Ltd accepts no responsibility for the completeness or accuracy of any of the information contained herein, and makes no representations about its suitability for any particular purpose. Users should make their own judgements about those matters and/or seek independent advice. You assume all risks associated with use of the data provided on this page.

Race Results

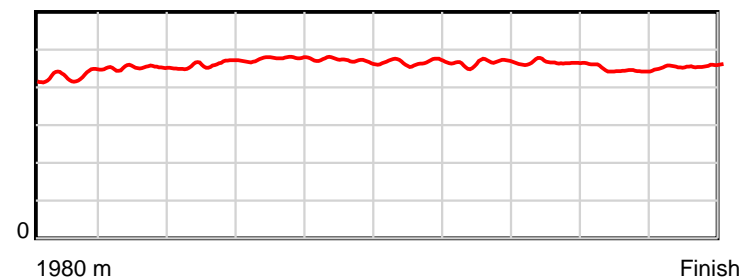
August 04, 2024, Race 5, KRYSTAL WILLIAMS RACING MOBILE PACE, Distance 1980m, Addington - Survey 1980m

Result	TAB no.	Horse (Barrier)	1980 to	1800m to	1600m to	1400m to	1200m to	1000m to	800m to	600m to	400m to	200m to	Total or	Margin
5th	3	Krystal Deligh... (3)	1800m	1600m	1400m	1200m	1000m	800m	600m	400m	200m	WP	Average	
		Position in running (margin)	-	9(7.2)	8(9.6)	7(7.1)	7(6.3)	6(5.1)	6(4.5)	5(4.6)	6(5.4)	4(5.1)		3.30
		Sectional time (s)	13.26	14.94	14.73	15.51	15.72	15.85	15.25	15.27	14.58	14.54		
		Cumulative time (s)	149.65	136.39	121.45	106.72	91.21	75.49	59.64	44.39	29.12	14.54	2:29.65	
		Speed (m/s)	13.58	13.39	13.58	12.89	12.72	12.62	13.11	13.10	13.72	13.76	13.23	
		Stride length (m)	5.92	6.06	6.26	6.14	5.99	5.89	6.10	6.10	6.12	6.28	6.09	
		Stride duration (s)	0.432	0.453	0.461	0.476	0.471	0.467	0.465	0.466	0.446	0.456	0.460	
		Stride efficiency (%)	54.85	57.42	61.24	58.98	56.03	54.28	58.19	58.06	58.61	61.54	57.89	
		Stride count	30.38	32.99	31.95	32.55	33.40	33.93	32.77	32.81	32.66	31.87	325.31	

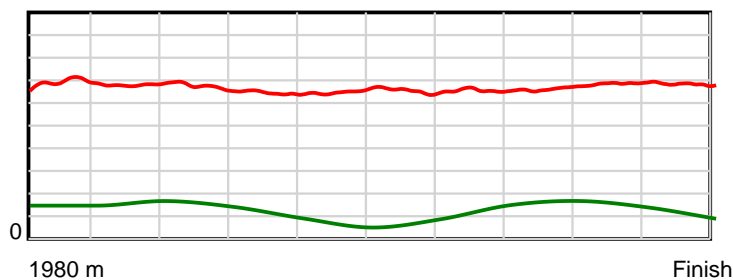
10 m Stride length



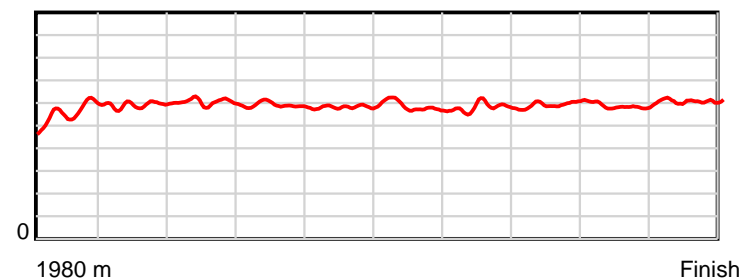
0.6 s Stride duration



20 m/sec Speed



100 % Stride efficiency



Note: Horizontal distance axis grid lines are 200m furlongs.

Disclaimer.

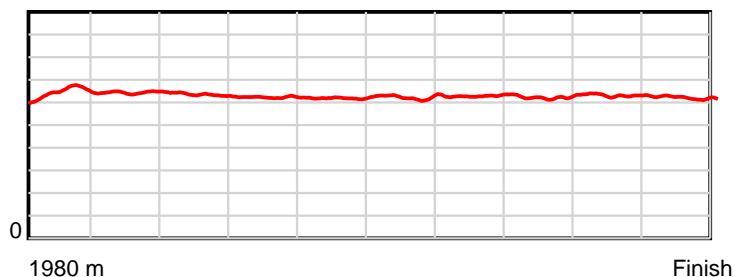
HRNZ and NZMTC and Thoroughbred Ratings Pty Ltd accepts no responsibility for the completeness or accuracy of any of the information contained herein, and makes no representations about its suitability for any particular purpose. Users should make their own judgements about those matters and/or seek independent advice. You assume all risks associated with use of the data provided on this page.

Race Results

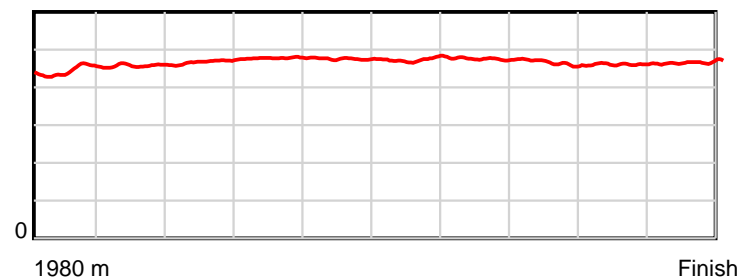
August 04, 2024, Race 5, KRYSTAL WILLIAMS RACING MOBILE PACE, Distance 1980m, Addington - Survey 1980m

Result	TAB no.	Horse (Barrier)	1980 to	1800m to	1600m to	1400m to	1200m to	1000m to	800m to	600m to	400m to	200m to	Total or	Margin
6th	2	Spiritual Blis... (2)	1800m	1600m	1400m	1200m	1000m	800m	600m	400m	200m	WP	Average	
		Position in running (margin)	-	5(3.0)	5(5.2)	3(3.4)	3(2.3)	2(1.1)	1(0.0)	2(0.3)	2(1.3)	3(2.3)		3.40
		Sectional time (s)	12.55	14.91	14.83	15.46	15.72	15.77	15.27	15.32	14.81	15.02		
		Cumulative time (s)	149.66	137.11	122.20	107.37	91.91	76.19	60.42	45.15	29.83	15.02	2:29.66	
		Speed (m/s)	14.35	13.41	13.49	12.94	12.72	12.68	13.10	13.05	13.50	13.32	13.23	
		Stride length (m)	6.35	6.14	6.31	6.18	6.05	6.01	6.22	6.06	6.23	6.20	6.17	
		Stride duration (s)	0.444	0.458	0.468	0.477	0.475	0.473	0.475	0.464	0.461	0.465	0.466	
		Stride efficiency (%)	63.03	58.83	62.24	59.64	57.18	56.38	60.49	57.39	60.68	59.99	59.50	
		Stride count	28.34	32.60	31.69	32.37	33.06	33.30	32.15	33.00	32.09	32.28	320.88	

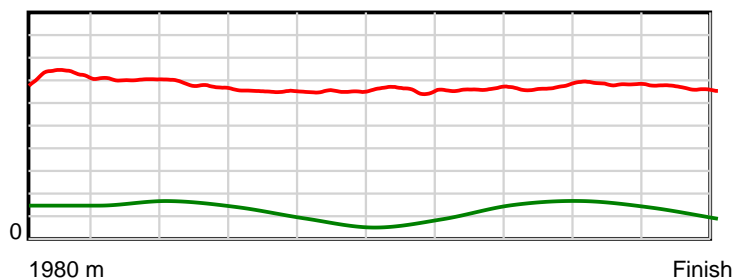
10 m Stride length



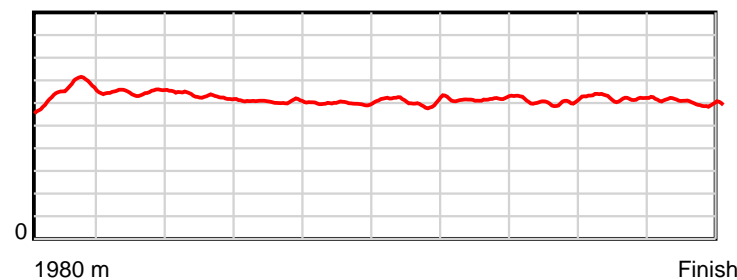
0.6 s Stride duration



20 m/sec Speed



100 % Stride efficiency



Note: Horizontal distance axis grid lines are 200m furlongs.

Disclaimer.

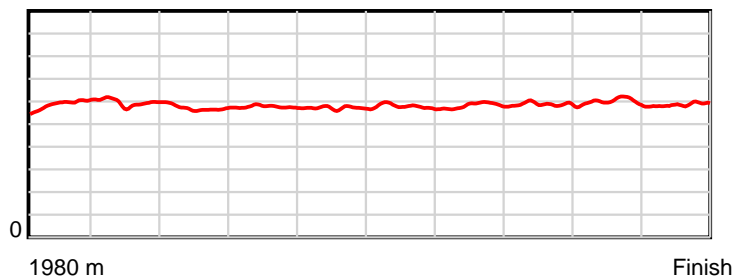
HRNZ and NZMTC and Thoroughbred Ratings Pty Ltd accepts no responsibility for the completeness or accuracy of any of the information contained herein, and makes no representations about its suitability for any particular purpose. Users should make their own judgements about those matters and/or seek independent advice. You assume all risks associated with use of the data provided on this page.

Race Results

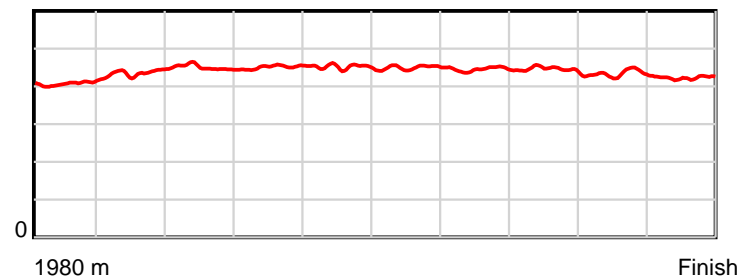
August 04, 2024, Race 5, KRYSTAL WILLIAMS RACING MOBILE PACE, Distance 1980m, Addington - Survey 1980m

Result	TAB no.	Horse (Barrier)	1980 to	1800m to	1600m to	1400m to	1200m to	1000m to	800m to	600m to	400m to	200m to	Total or	Margin
7th	10	Lilac Luxury (9)	1800m	1600m	1400m	1200m	1000m	800m	600m	400m	200m	WP	Average	
		Position in running (margin)	-	6(4.6)	6(5.5)	8(8.7)	8(8.5)	9(8.2)	9(7.3)	10(8.1)	9(8.2)	7(6.9)		4.10
		Sectional time (s)	12.81	14.68	15.68	15.61	15.88	15.79	15.35	15.18	14.40	14.41		
		Cumulative time (s)	149.79	136.98	122.30	106.62	91.01	75.13	59.34	43.99	28.81	14.41	2:29.79	
		Speed (m/s)	14.06	13.62	12.76	12.81	12.59	12.67	13.03	13.18	13.89	13.88	13.22	
		Stride length (m)	5.85	5.93	5.74	5.78	5.69	5.70	5.80	5.86	6.03	5.86	5.82	
		Stride duration (s)	0.408	0.436	0.450	0.451	0.452	0.450	0.445	0.445	0.434	0.422	0.440	
		Stride efficiency (%)	53.47	55.02	51.57	52.23	50.62	50.70	52.56	53.71	56.80	53.61	52.98	
		Stride count	30.77	33.70	34.81	34.59	35.14	35.11	34.49	34.11	33.17	34.15	340.04	

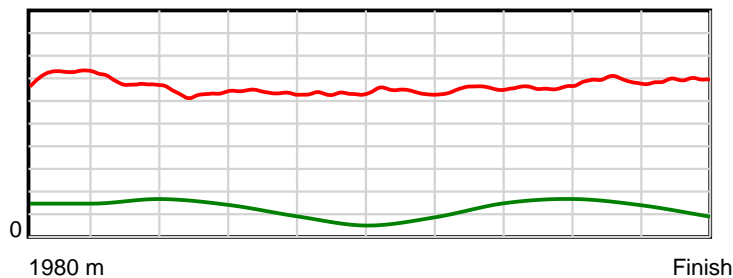
10 m Stride length



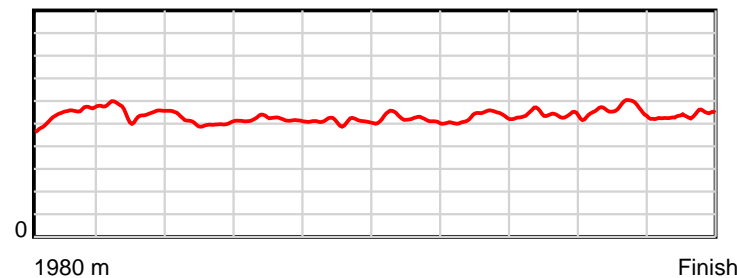
0.6 s Stride duration



20 m/sec Speed



100 % Stride efficiency



Note: Horizontal distance axis grid lines are 200m furlongs.

Disclaimer.

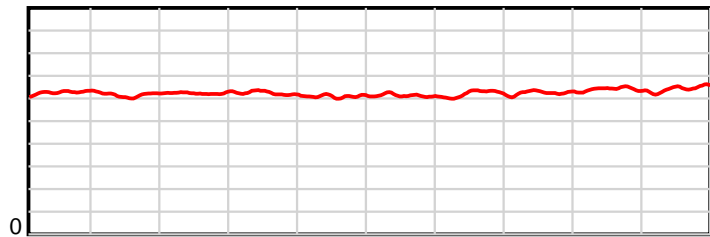
HRNZ and NZMTC and Thoroughbred Ratings Pty Ltd accepts no responsibility for the completeness or accuracy of any of the information contained herein, and makes no representations about its suitability for any particular purpose. Users should make their own judgements about those matters and/or seek independent advice. You assume all risks associated with use of the data provided on this page.

Race Results

August 04, 2024, Race 5, KRYSTAL WILLIAMS RACING MOBILE PACE, Distance 1980m, Addington - Survey 1980m

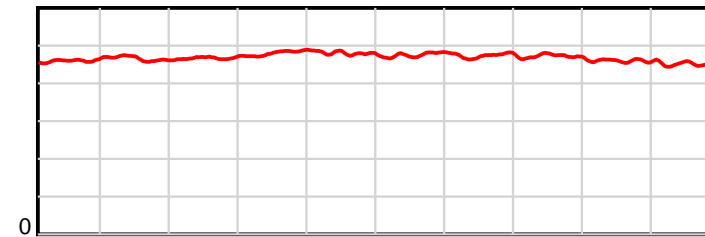
Result	TAB no.	Horse (Barrier)	1980 to	1800m to	1600m to	1400m to	1200m to	1000m to	800m to	600m to	400m to	200m to	Total or	Margin
8th	9	Poetry In Moti... (8)	1800m	1600m	1400m	1200m	1000m	800m	600m	400m	200m	WP	Average	
		Position in running (margin)	-	10(8.8)	10(13.7)	10(11.2)	10(10.2)	11(10.4)	12(10.2)	12(10.7)	11(10.4)	10(8.2)		4.10
		Sectional time (s)	13.61	15.36	14.71	15.49	15.94	15.93	15.30	15.11	14.27	14.08		
		Cumulative time (s)	149.80	136.19	120.83	106.12	90.63	74.69	58.76	43.46	28.35	14.08	2:29.80	
		Speed (m/s)	13.23	13.02	13.60	12.91	12.55	12.55	13.07	13.24	14.02	14.20	13.22	
		Stride length (m)	6.19	6.06	6.35	6.20	6.02	5.97	6.18	6.24	6.45	6.44	6.21	
		Stride duration (s)	0.461	0.465	0.467	0.480	0.480	0.476	0.473	0.471	0.460	0.453	0.470	
		Stride efficiency (%)	59.85	57.33	63.07	60.12	56.62	55.75	59.76	60.85	64.99	64.73	60.19	
		Stride count	29.09	33.02	31.48	32.25	33.23	33.48	32.34	32.05	31.01	31.08	319.03	

10 m Stride length



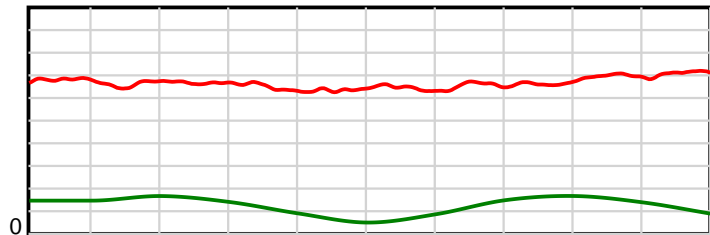
1980 m Finish

0.6 s Stride duration



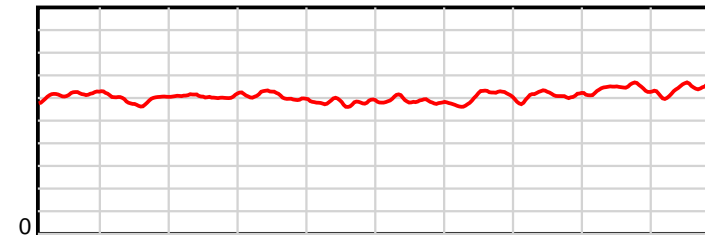
1980 m Finish

20 m/sec Speed



1980 m Finish

100 % Stride efficiency



1980 m Finish

Note: Horizontal distance axis grid lines are 200m furlongs.

Disclaimer.

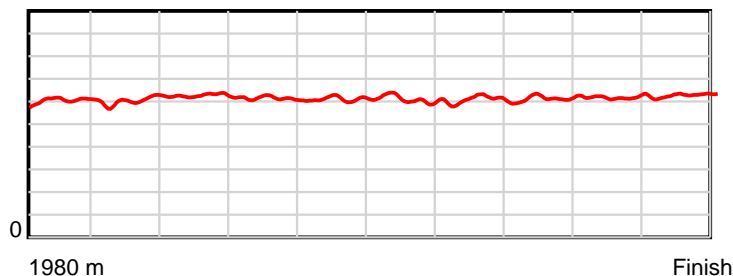
HRNZ and NZMTC and Thoroughbred Ratings Pty Ltd accepts no responsibility for the completeness or accuracy of any of the information contained herein, and makes no representations about its suitability for any particular purpose. Users should make their own judgements about those matters and/or seek independent advice. You assume all risks associated with use of the data provided on this page.

Race Results

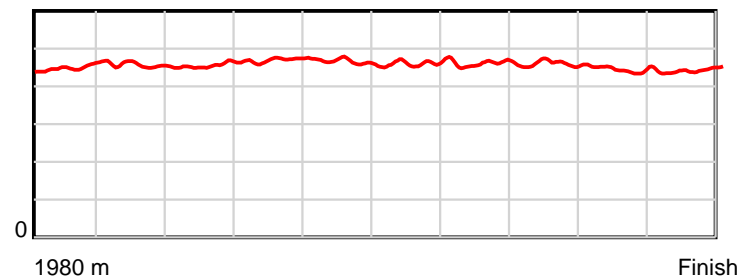
August 04, 2024, Race 5, KRYSTAL WILLIAMS RACING MOBILE PACE, Distance 1980m, Addington - Survey 1980m

Result	TAB no.	Horse (Barrier)	1980 to	1800m to	1600m to	1400m to	1200m to	1000m to	800m to	600m to	400m to	200m to	Total or	Margin
9th	13	Sally's Pearl (12)	1800m	1600m	1400m	1200m	1000m	800m	600m	400m	200m	WP	Average	
		Position in running (margin)	-	12(11.6)	12(18.1)	12(14.3)	12(12.9)	12(11.1)	11(10.1)	11(9.9)	12(10.7)	12(10.3)		5.50
		Sectional time (s)	14.16	15.63	14.50	15.41	15.62	15.77	15.19	15.29	14.56	13.92		
		Cumulative time (s)	150.05	135.89	120.26	105.76	90.35	74.73	58.96	43.77	28.48	13.92	2:30.05	
		Speed (m/s)	12.72	12.80	13.79	12.98	12.80	12.68	13.17	13.08	13.74	14.37	13.20	
		Stride length (m)	5.99	5.85	6.28	6.10	5.96	5.86	6.05	6.00	6.10	6.37	6.05	
		Stride duration (s)	0.449	0.457	0.455	0.470	0.465	0.462	0.459	0.459	0.444	0.443	0.459	
		Stride efficiency (%)	55.99	53.53	61.60	58.13	55.43	53.59	57.13	56.32	58.17	63.33	57.22	
		Stride count	30.07	34.17	31.85	32.79	33.58	34.15	33.08	33.31	32.78	31.42	327.20	

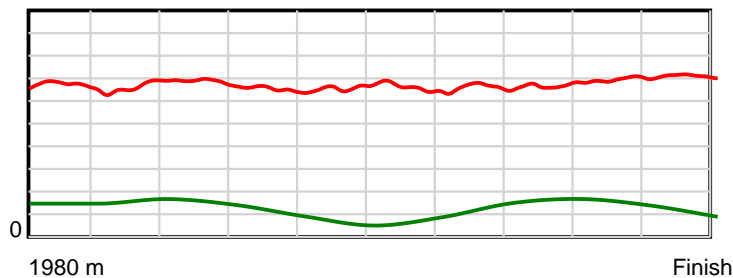
10 m Stride length



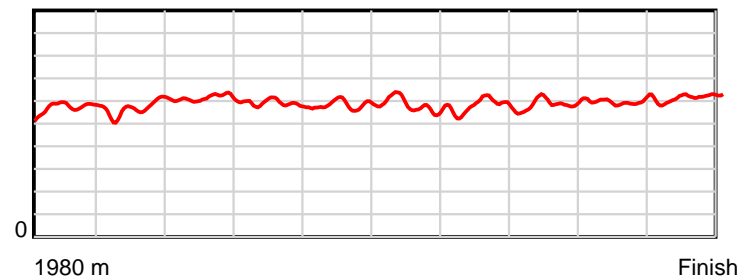
0.6 s Stride duration



20 m/sec Speed



100 % Stride efficiency



Note: Horizontal distance axis grid lines are 200m furlongs.

Disclaimer.

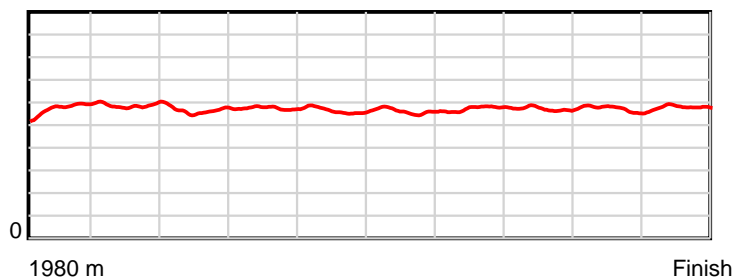
HRNZ and NZMTC and Thoroughbred Ratings Pty Ltd accepts no responsibility for the completeness or accuracy of any of the information contained herein, and makes no representations about its suitability for any particular purpose. Users should make their own judgements about those matters and/or seek independent advice. You assume all risks associated with use of the data provided on this page.

Race Results

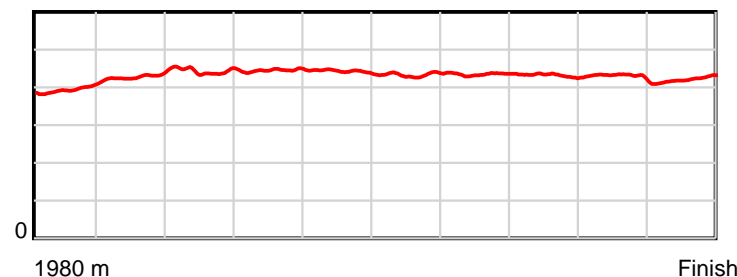
August 04, 2024, Race 5, KRYSTAL WILLIAMS RACING MOBILE PACE, Distance 1980m, Addington - Survey 1980m

Result	TAB no.	Horse (Barrier)	1980 to	1800m to	1600m to	1400m to	1200m to	1000m to	800m to	600m to	400m to	200m to	Total or	Margin
10th	1	Sweet Spirit (1)	1800m	1600m	1400m	1200m	1000m	800m	600m	400m	200m	WP	Average	
		Position in running (margin)	-	4(2.9)	4(4.6)	6(6.0)	6(5.7)	7(5.5)	7(5.8)	7(5.6)	7(6.7)	9(8.0)		7.10
		Sectional time (s)	12.76	14.81	15.37	15.60	15.89	16.00	15.19	15.33	14.85	14.55		
		Cumulative time (s)	150.35	137.59	122.78	107.41	91.81	75.92	59.92	44.73	29.40	14.55	2:30.35	
		Speed (m/s)	14.11	13.50	13.01	12.82	12.59	12.50	13.17	13.05	13.47	13.75	13.17	
		Stride length (m)	5.71	5.79	5.77	5.70	5.57	5.42	5.72	5.62	5.78	5.80	5.69	
		Stride duration (s)	0.394	0.429	0.444	0.444	0.443	0.434	0.435	0.431	0.429	0.422	0.432	
		Stride efficiency (%)	50.91	52.35	52.07	50.73	48.51	45.93	51.18	49.44	52.22	52.62	50.53	
		Stride count	31.54	34.55	34.65	35.10	35.90	36.89	34.95	35.56	34.60	34.46	348.20	

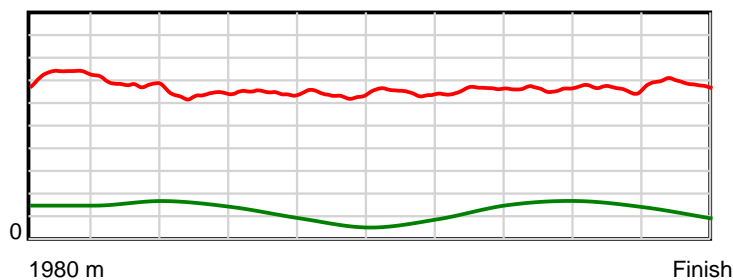
10 m Stride length



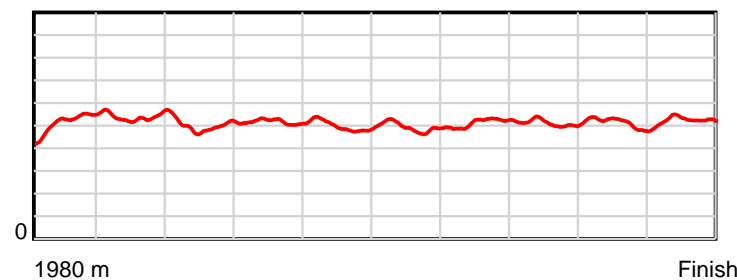
0.6 s Stride duration



20 m/sec Speed



100 % Stride efficiency



Note: Horizontal distance axis grid lines are 200m furlongs.

Disclaimer.

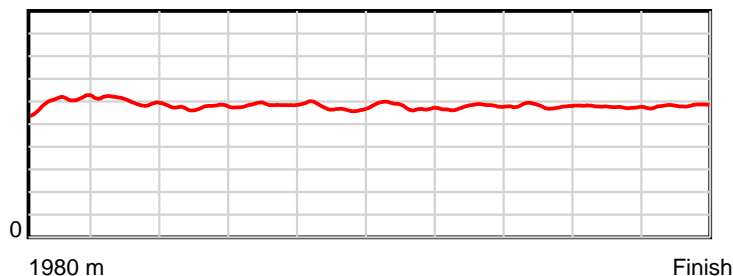
HRNZ and NZMTC and Thoroughbred Ratings Pty Ltd accepts no responsibility for the completeness or accuracy of any of the information contained herein, and makes no representations about its suitability for any particular purpose. Users should make their own judgements about those matters and/or seek independent advice. You assume all risks associated with use of the data provided on this page.

Race Results

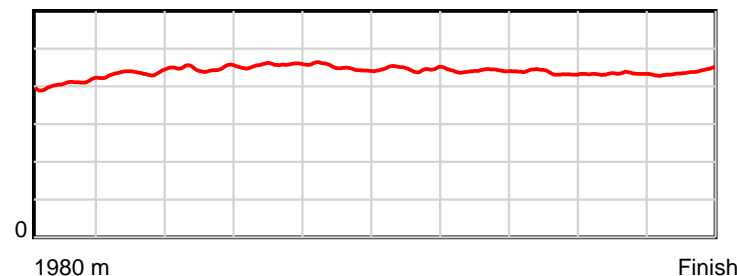
August 04, 2024, Race 5, KRYSTAL WILLIAMS RACING MOBILE PACE, Distance 1980m, Addington - Survey 1980m

Result	TAB no.	Horse (Barrier)	1980 to	1800m to	1600m to	1400m to	1200m to	1000m to	800m to	600m to	400m to	200m to	Total or	Margin
11th	4	Rollwithit (4)	1800m	1600m	1400m	1200m	1000m	800m	600m	400m	200m	WP	Average	
		Position in running (margin)	-	2(1.9)	3(2.5)	4(4.2)	5(4.2)	5(4.3)	5(3.8)	6(4.7)	5(4.6)	6(6.0)		7.70
		Sectional time (s)	12.52	14.65	15.40	15.65	15.94	15.88	15.36	15.14	14.86	15.07		
		Cumulative time (s)	150.47	137.95	123.30	107.90	92.25	76.31	60.43	45.07	29.93	15.07	2:30.47	
		Speed (m/s)	14.38	13.65	12.99	12.78	12.55	12.59	13.02	13.21	13.46	13.27	13.16	
		Stride length (m)	5.93	5.95	5.82	5.84	5.64	5.63	5.74	5.76	5.83	5.81	5.79	
		Stride duration (s)	0.408	0.436	0.448	0.457	0.450	0.447	0.441	0.436	0.433	0.438	0.440	
		Stride efficiency (%)	55.03	55.31	52.92	53.21	49.79	49.50	51.54	51.82	53.13	52.79	52.43	
		Stride count	30.33	33.62	34.37	34.27	35.43	35.54	34.83	34.73	34.30	34.41	341.83	

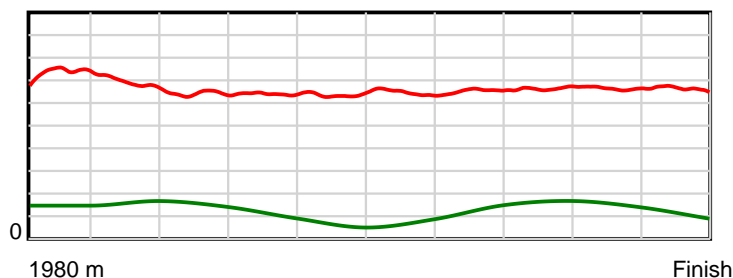
10 m Stride length



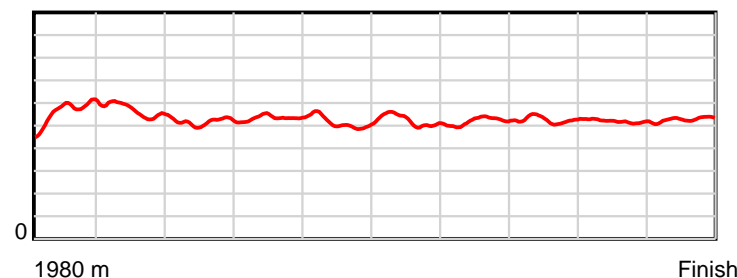
0.6 s Stride duration



20 m/sec Speed



100 % Stride efficiency



Note: Horizontal distance axis grid lines are 200m furlongs.

Disclaimer.

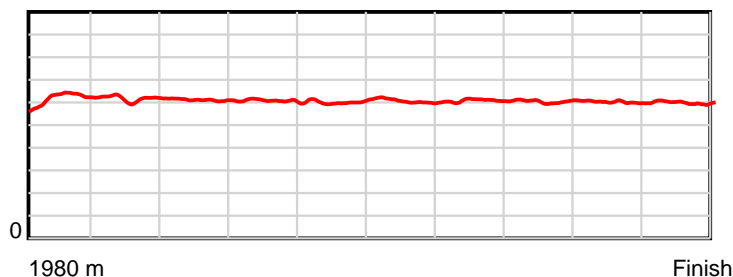
HRNZ and NZMTC and Thoroughbred Ratings Pty Ltd accepts no responsibility for the completeness or accuracy of any of the information contained herein, and makes no representations about its suitability for any particular purpose. Users should make their own judgements about those matters and/or seek independent advice. You assume all risks associated with use of the data provided on this page.

Race Results

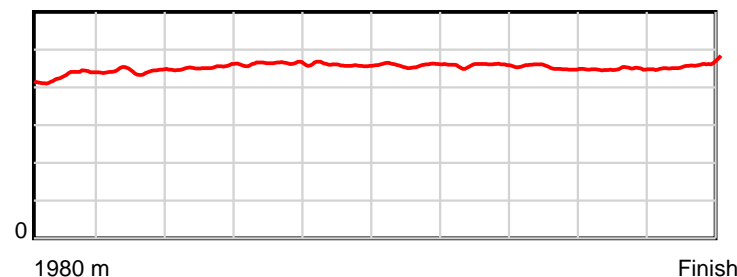
August 04, 2024, Race 5, KRYSTAL WILLIAMS RACING MOBILE PACE, Distance 1980m, Addington - Survey 1980m

Result	TAB no.	Horse (Barrier)	1980 to	1800m to	1600m to	1400m to	1200m to	1000m to	800m to	600m to	400m to	200m to	Total or	Margin
12th	11	Icee Styxie (10)	1800m	1600m	1400m	1200m	1000m	800m	600m	400m	200m	WP	Average	
		Position in running (margin)	-	7(5.4)	7(6.6)	5(4.6)	4(3.4)	4(3.2)	4(2.8)	4(2.2)	4(3.6)	5(5.1)		9.40
		Sectional time (s)	13.09	14.74	14.80	15.45	15.88	15.89	15.13	15.38	14.88	15.53		
		Cumulative time (s)	150.77	137.68	122.94	108.14	92.69	76.81	60.92	45.79	30.41	15.53	2:30.77	
		Speed (m/s)	13.76	13.57	13.51	12.94	12.59	12.59	13.22	13.00	13.44	12.88	13.13	
		Stride length (m)	6.15	6.02	6.12	5.99	5.79	5.78	6.05	5.88	6.02	5.95	5.97	
		Stride duration (s)	0.431	0.444	0.453	0.463	0.460	0.459	0.458	0.453	0.448	0.462	0.455	
		Stride efficiency (%)	59.10	56.59	58.61	56.11	52.38	52.17	57.29	54.10	56.66	55.30	55.73	
		Stride count	29.27	33.24	32.66	33.38	34.54	34.61	33.03	33.99	33.21	33.62	331.55	

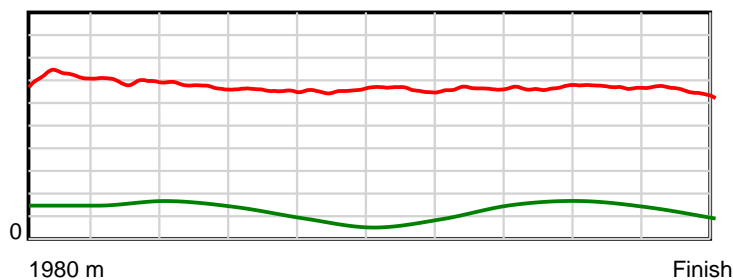
10 m Stride length



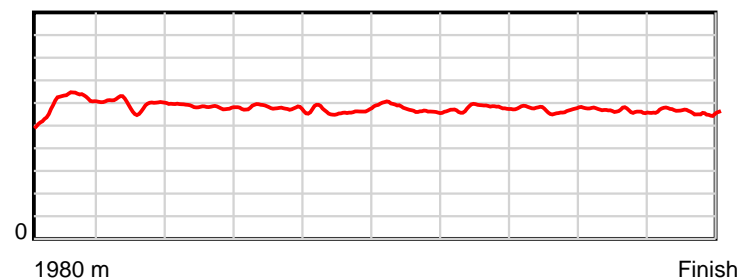
0.6 s Stride duration



20 m/sec Speed



100 % Stride efficiency



Note: Horizontal distance axis grid lines are 200m furlongs.

Disclaimer.

HRNZ and NZMTC and Thoroughbred Ratings Pty Ltd accepts no responsibility for the completeness or accuracy of any of the information contained herein, and makes no representations about its suitability for any particular purpose. Users should make their own judgements about those matters and/or seek independent advice. You assume all risks associated with use of the data provided on this page.



Race Results



August 04, 2024, Race 6, 3 CODES DUAL SYNDICATION OPPORTUNITY TROT, Distance 2600m, Addington - Survey 3200m

Result	TAB no.	Horse (Barrier)	2600 to	2400m to
1st	8	MM Sunshine (9)	2400m	2200m
		Position in running (margin)	-	1(0.0)
		Sectional time (s)	16.48	15.65
		Cumulative time (s)	205.02	188.54
		Speed (m/s)	12.13	12.78
		Stride length (m)	5.86	6.24
		Stride duration (s)	0.461	0.488
		Stride efficiency (%)	53.60	60.85
		Stride count	34.15	32.05

Disclaimer.

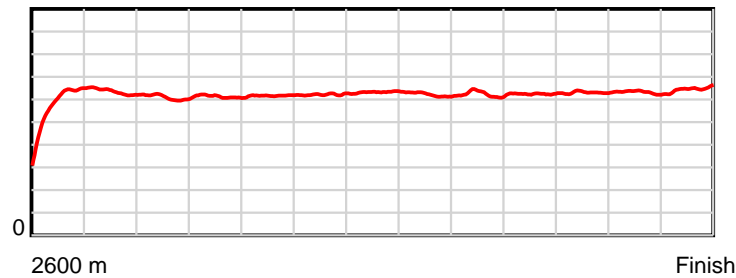
HRNZ and NZMTC and Thoroughbred Ratings Pty Ltd accepts no responsibility for the completeness or accuracy of any of the information contained herein, and makes no representations about its suitability for any particular purpose. Users should make their own judgements about those matters and/or seek independent advice. You assume all risks associated with use of the data provided on this page.

Race Results

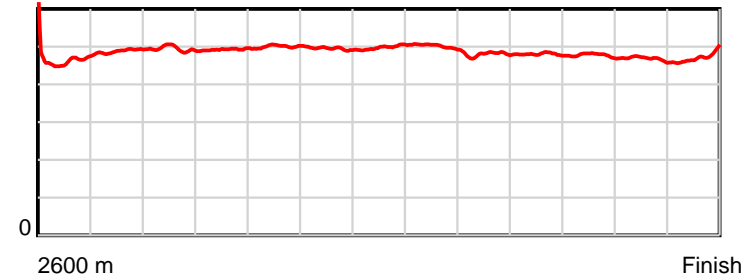
August 04, 2024, Race 6, 3 CODES DUAL SYNDICATION OPPORTUNITY TROT, Distance 2600m, Addington - Survey 3200m

Result	TAB no.	Horse (Barrier)	2200m to	2000m to	1800m to	1600m to	1400m to	1200m to	1000m to	800m to	600m to	400m to	200m to	Total or	Margin
1st	8	MM Sunshine (9)	2000m	1800m	1600m	1400m	1200m	1000m	800m	600m	400m	200m	WP	Average	
		Position in running (margin)	1(0.0)	1(0.0)	1(0.0)	1(0.0)	1(0.0)	1(0.0)	1(0.0)	1(0.0)	1(0.0)	1(0.0)	1(0.0)		0.00
		Sectional time (s)	16.41	16.02	16.29	16.02	15.91	16.41	15.57	15.35	15.17	14.81	14.93		
		Cumulative time (s)	172.89	156.48	140.46	124.17	108.15	92.24	75.83	60.26	44.91	29.74	14.93	3:25.02	
		Speed (m/s)	12.19	12.48	12.28	12.48	12.57	12.19	12.85	13.03	13.18	13.50	13.40	12.68	
		Stride length (m)	6.02	6.15	6.14	6.18	6.26	6.10	6.16	6.25	6.29	6.32	6.37	6.18	
		Stride duration (s)	0.494	0.492	0.500	0.495	0.498	0.501	0.480	0.480	0.477	0.468	0.475	0.487	
		Stride efficiency (%)	56.68	59.05	58.97	59.63	61.30	58.23	59.30	61.13	61.75	62.38	63.31	59.62	
		Stride count	33.21	32.54	32.56	32.38	31.93	32.76	32.47	31.98	31.82	31.66	31.42	420.93	

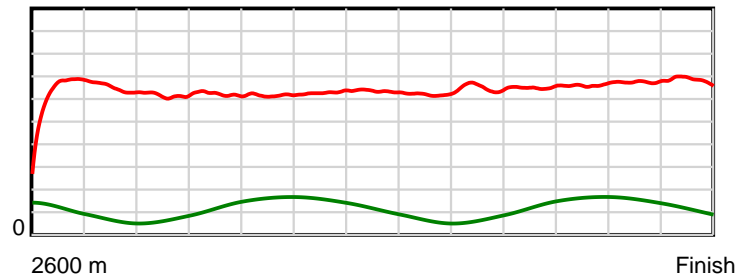
10 m Stride length



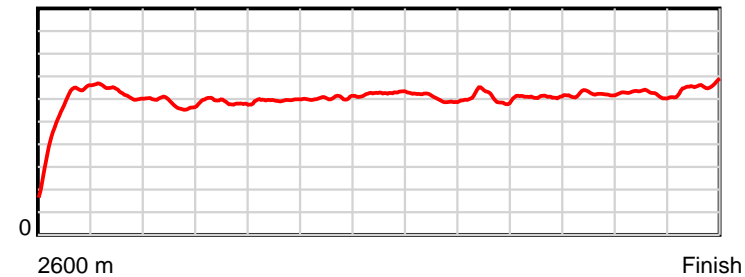
0.6 s Stride duration



20 m/sec Speed



100 % Stride efficiency



Note: Horizontal distance axis grid lines are 200m furlongs.

Disclaimer.

HRNZ and NZMTC and Thoroughbred Ratings Pty Ltd accepts no responsibility for the completeness or accuracy of any of the information contained herein, and makes no representations about its suitability for any particular purpose. Users should make their own judgements about those matters and/or seek independent advice. You assume all risks associated with use of the data provided on this page.



Race Results



August 04, 2024, Race 6, 3 CODES DUAL SYNDICATION OPPORTUNITY TROT, Distance 2600m, Addington - Survey 3200m

Result	TAB no.	Horse (Barrier)	2600 to	2400m to
2nd	3	Lookslkeatrix... (4)	2400m	2200m
		Position in running (margin)	-	4(4.2)
		Sectional time (s)	17.38	15.70
		Cumulative time (s)	205.71	188.33
		Speed (m/s)	11.51	12.74
		Stride length (m)	5.48	5.98
		Stride duration (s)	0.453	0.469
		Stride efficiency (%)	46.92	55.86
		Stride count	36.50	33.45

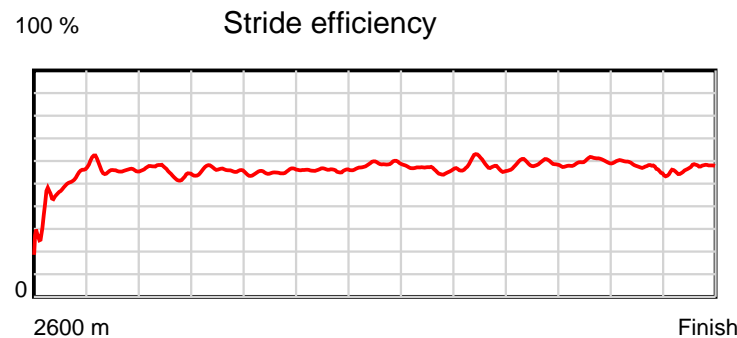
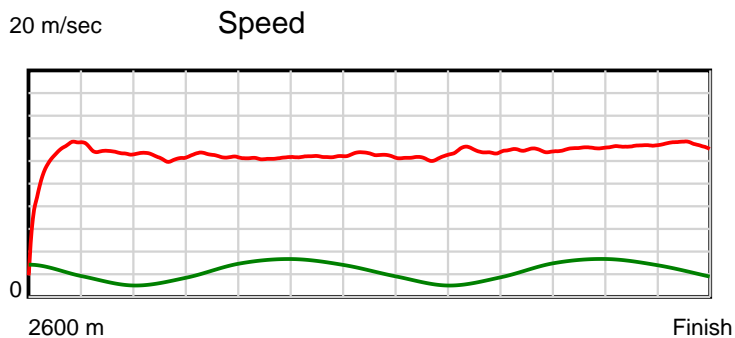
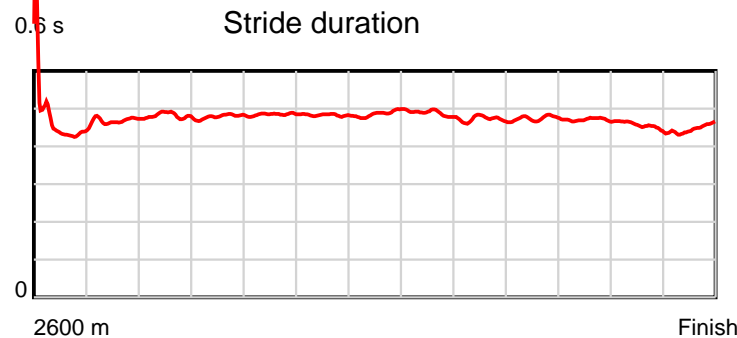
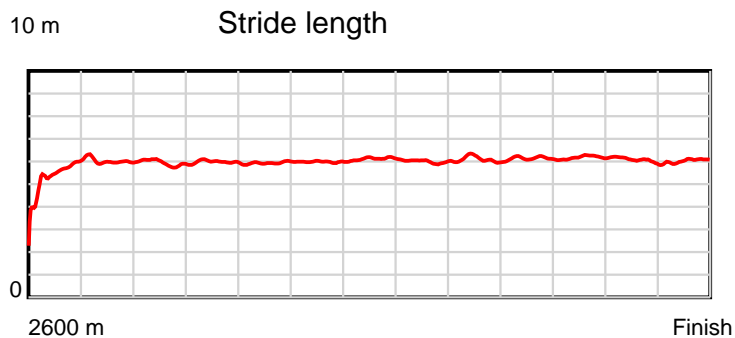
Disclaimer.

HRNZ and NZMTC and Thoroughbred Ratings Pty Ltd accepts no responsibility for the completeness or accuracy of any of the information contained herein, and makes no representations about its suitability for any particular purpose. Users should make their own judgements about those matters and/or seek independent advice. You assume all risks associated with use of the data provided on this page.

Race Results

August 04, 2024, Race 6, 3 CODES DUAL SYNDICATION OPPORTUNITY TROT, Distance 2600m, Addington - Survey 3200m

Result	TAB no.	Horse (Barrier)	2200m to	2000m to	1800m to	1600m to	1400m to	1200m to	1000m to	800m to	600m to	400m to	200m to	Total or	Margin
2nd	3	Looklikeatrix... (4)	2000m	1800m	1600m	1400m	1200m	1000m	800m	600m	400m	200m	WP	Average	
		Position in running (margin)	4(4.5)	4(4.4)	4(4.1)	4(4.3)	4(4.0)	4(4.0)	5(3.6)	5(3.9)	5(4.2)	5(4.6)	3(4.2)		3.70
		Sectional time (s)	16.40	15.96	16.33	15.96	15.91	16.35	15.62	15.40	15.24	14.74	14.72		
		Cumulative time (s)	172.63	156.23	140.27	123.94	107.98	92.07	75.72	60.10	44.70	29.46	14.72	3:25.71	
		Speed (m/s)	12.20	12.53	12.25	12.53	12.57	12.23	12.80	12.99	13.12	13.57	13.59	12.64	
		Stride length (m)	5.86	6.00	5.93	6.05	6.13	5.96	6.03	6.16	6.18	6.15	6.09	5.99	
		Stride duration (s)	0.481	0.479	0.485	0.483	0.487	0.488	0.471	0.474	0.471	0.453	0.448	0.474	
		Stride efficiency (%)	53.64	56.33	55.03	57.17	58.63	55.58	56.82	59.26	59.63	59.10	57.87	56.14	
		Stride count	34.14	33.31	33.70	33.06	32.65	33.54	33.17	32.48	32.38	32.52	32.87	433.77	



Note: Horizontal distance axis grid lines are 200m furlongs.

Disclaimer.

HRNZ and NZMTC and Thoroughbred Ratings Pty Ltd accepts no responsibility for the completeness or accuracy of any of the information contained herein, and makes no representations about its suitability for any particular purpose. Users should make their own judgements about those matters and/or seek independent advice. You assume all risks associated with use of the data provided on this page.



Race Results



August 04, 2024, Race 6, 3 CODES DUAL SYNDICATION OPPORTUNITY TROT, Distance 2600m, Addington - Survey 3200m

Result	TAB no.	Horse (Barrier)	2600 to	2400m to
3rd	1	Natives Infern... (2)	2400m	2200m
		Position in running (margin)	-	10(24.4)
		Sectional time (s)	20.73	14.88
		Cumulative time (s)	205.73	185.00
		Speed (m/s)	9.65	13.44
		Stride length (m)	4.50	6.03
		Stride duration (s)	0.459	0.448
		Stride efficiency (%)	31.66	56.79
		Stride count	44.43	33.17

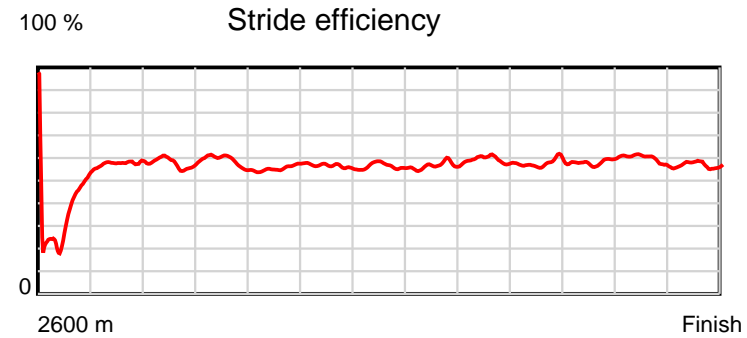
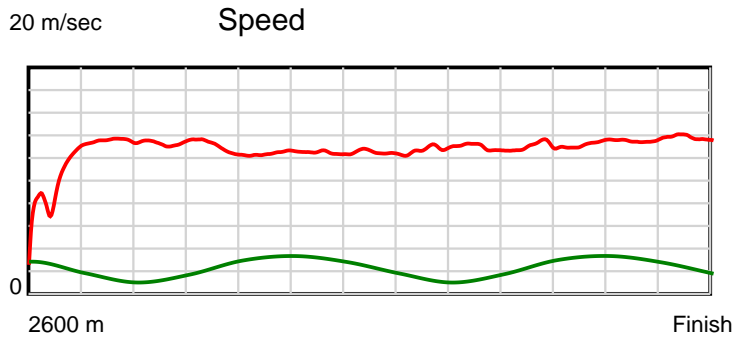
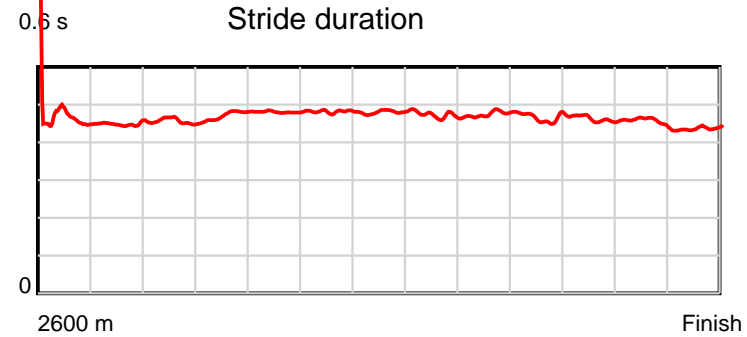
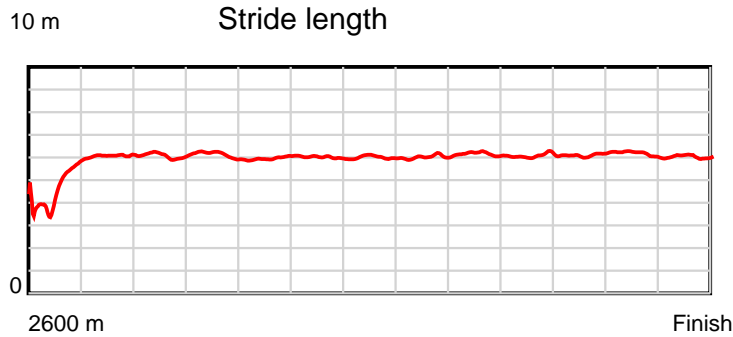
Disclaimer.

HRNZ and NZMTC and Thoroughbred Ratings Pty Ltd accepts no responsibility for the completeness or accuracy of any of the information contained herein, and makes no representations about its suitability for any particular purpose. Users should make their own judgements about those matters and/or seek independent advice. You assume all risks associated with use of the data provided on this page.

Race Results

August 04, 2024, Race 6, 3 CODES DUAL SYNDICATION OPPORTUNITY TROT, Distance 2600m, Addington - Survey 3200m

Result	TAB no.	Horse (Barrier)	2200m to	2000m to	1800m to	1600m to	1400m to	1200m to	1000m to	800m to	600m to	400m to	200m to	Total or	Margin
3rd	1	Natives Infern... (2)	2000m	1800m	1600m	1400m	1200m	1000m	800m	600m	400m	200m	WP	Average	
		Position in running (margin)	9(19.7)	9(12.7)	9(9.1)	9(9.1)	9(9.3)	9(9.4)	9(7.2)	9(9.0)	8(8.4)	6(7.6)	5(6.5)		3.80
		Sectional time (s)	15.24	15.42	16.29	16.06	15.92	16.05	15.86	15.25	15.04	14.62	14.37		
		Cumulative time (s)	170.12	154.88	139.46	123.17	107.11	91.19	75.14	59.28	44.03	28.99	14.37	3:25.73	
		Speed (m/s)	13.12	12.97	12.28	12.45	12.56	12.46	12.61	13.11	13.30	13.68	13.92	12.64	
		Stride length (m)	5.98	6.12	5.90	6.00	6.03	5.89	5.99	6.11	6.14	6.22	6.09	5.89	
		Stride duration (s)	0.456	0.472	0.480	0.482	0.480	0.473	0.475	0.466	0.462	0.455	0.438	0.466	
		Stride efficiency (%)	55.92	58.48	54.36	56.20	56.89	54.18	56.14	58.28	58.92	60.47	57.91	54.12	
		Stride count	33.43	32.69	33.91	33.35	33.15	33.97	33.37	32.75	32.57	32.15	32.85	441.79	



Note: Horizontal distance axis grid lines are 200m furlongs.

Disclaimer.

HRNZ and NZMTC and Thoroughbred Ratings Pty Ltd accepts no responsibility for the completeness or accuracy of any of the information contained herein, and makes no representations about its suitability for any particular purpose. Users should make their own judgements about those matters and/or seek independent advice. You assume all risks associated with use of the data provided on this page.



Race Results



August 04, 2024, Race 6, 3 CODES DUAL SYNDICATION OPPORTUNITY TROT, Distance 2600m, Addington - Survey 3200m

Result	TAB no.	Horse (Barrier)	2600 to	2400m to
4th	7	Brian Beatt (8)	2400m	2200m
		Position in running (margin)	-	2(1.4)
		Sectional time (s)	16.68	15.85
		Cumulative time (s)	205.75	189.07
		Speed (m/s)	11.99	12.62
		Stride length (m)	5.53	5.77
		Stride duration (s)	0.447	0.457
		Stride efficiency (%)	47.87	52.05
		Stride count	36.14	34.66

Disclaimer.

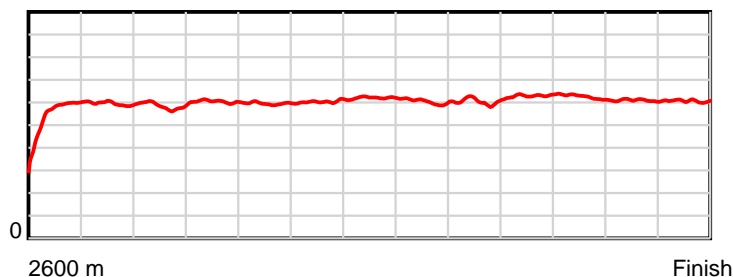
HRNZ and NZMTC and Thoroughbred Ratings Pty Ltd accepts no responsibility for the completeness or accuracy of any of the information contained herein, and makes no representations about its suitability for any particular purpose. Users should make their own judgements about those matters and/or seek independent advice. You assume all risks associated with use of the data provided on this page.

Race Results

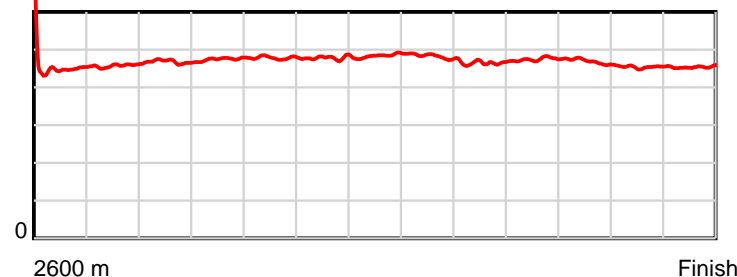
August 04, 2024, Race 6, 3 CODES DUAL SYNDICATION OPPORTUNITY TROT, Distance 2600m, Addington - Survey 3200m

Result	TAB no.	Horse (Barrier)	2200m to	2000m to	1800m to	1600m to	1400m to	1200m to	1000m to	800m to	600m to	400m to	200m to	Total or	Margin
4th	7	Brian Beatt (8)	2000m	1800m	1600m	1400m	1200m	1000m	800m	600m	400m	200m	WP	Average	
		Position in running (margin)	2(2.6)	3(2.6)	3(2.4)	2(2.3)	2(1.8)	2(1.8)	3(2.1)	3(2.7)	3(2.7)	2(2.4)	2(2.9)		3.90
		Sectional time (s)	16.41	15.99	16.27	15.94	15.91	16.46	15.68	15.36	15.11	14.90	15.19		
		Cumulative time (s)	173.22	156.81	140.82	124.55	108.61	92.70	76.24	60.56	45.20	30.09	15.19	3:25.75	
		Speed (m/s)	12.19	12.51	12.29	12.55	12.57	12.15	12.76	13.02	13.24	13.42	13.17	12.64	
		Stride length (m)	5.71	5.94	5.88	6.00	6.08	5.86	5.93	6.18	6.19	6.10	5.98	5.93	
		Stride duration (s)	0.468	0.475	0.478	0.478	0.484	0.483	0.464	0.475	0.468	0.454	0.455	0.469	
		Stride efficiency (%)	50.88	55.12	54.02	56.31	57.83	53.70	54.88	59.77	59.84	58.08	55.95	54.94	
		Stride count	35.05	33.68	34.01	33.32	32.88	34.12	33.75	32.34	32.32	32.81	33.42	438.50	

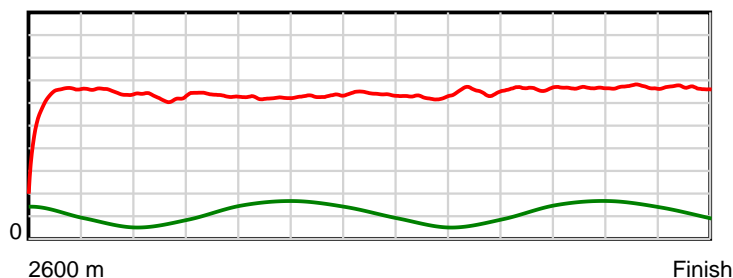
10 m Stride length



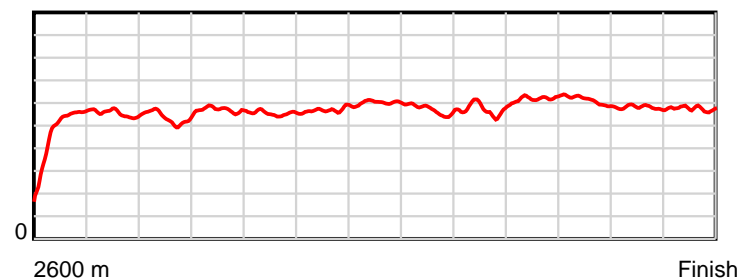
0.6 s Stride duration



20 m/sec Speed



100 % Stride efficiency



Note: Horizontal distance axis grid lines are 200m furlongs.

Disclaimer.

HRNZ and NZMTC and Thoroughbred Ratings Pty Ltd accepts no responsibility for the completeness or accuracy of any of the information contained herein, and makes no representations about its suitability for any particular purpose. Users should make their own judgements about those matters and/or seek independent advice. You assume all risks associated with use of the data provided on this page.



Race Results



August 04, 2024, Race 6, 3 CODES DUAL SYNDICATION OPPORTUNITY TROT, Distance 2600m, Addington - Survey 3200m

Result	TAB no.	Horse (Barrier)	2600 to	2400m to
5th	11	Boyz Invasion (1)	2400m	2200m
		Position in running (margin)	-	5(6.4)
		Sectional time (s)	17.65	15.59
		Cumulative time (s)	206.66	189.01
		Speed (m/s)	11.33	12.83
		Stride length (m)	5.41	5.63
		Stride duration (s)	0.438	0.439
		Stride efficiency (%)	45.74	49.52
		Stride count	36.97	35.53

Disclaimer.

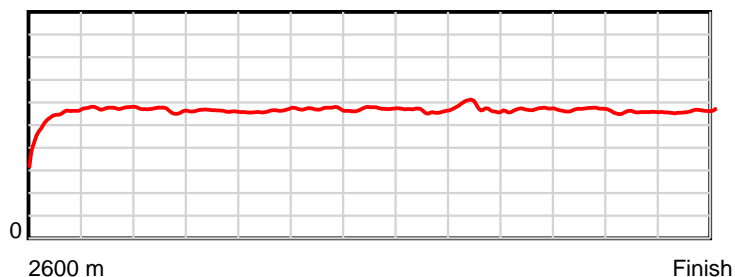
HRNZ and NZMTC and Thoroughbred Ratings Pty Ltd accepts no responsibility for the completeness or accuracy of any of the information contained herein, and makes no representations about its suitability for any particular purpose. Users should make their own judgements about those matters and/or seek independent advice. You assume all risks associated with use of the data provided on this page.

Race Results

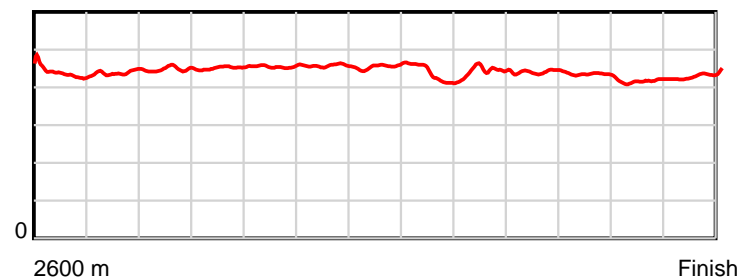
August 04, 2024, Race 6, 3 CODES DUAL SYNDICATION OPPORTUNITY TROT, Distance 2600m, Addington - Survey 3200m

Result	TAB no.	Horse (Barrier)	2200m to	2000m to	1800m to	1600m to	1400m to	1200m to	1000m to	800m to	600m to	400m to	200m to	Total or	Margin
5th	11	Boyz Invasion (1)	2000m	1800m	1600m	1400m	1200m	1000m	800m	600m	400m	200m	WP	Average	
		Position in running (margin)	5(6.1)	5(4.9)	5(4.8)	5(5.1)	5(5.6)	5(5.5)	2(1.7)	4(2.9)	4(3.4)	4(4.5)	4(6.4)		8.80
		Sectional time (s)	16.21	16.01	16.34	16.11	15.88	15.78	15.77	15.43	15.35	15.13	15.41		
		Cumulative time (s)	173.42	157.21	141.20	124.86	108.75	92.87	77.09	61.32	45.89	30.54	15.41	3:26.66	
		Speed (m/s)	12.34	12.49	12.24	12.41	12.59	12.67	12.68	12.96	13.03	13.22	12.98	12.58	
		Stride length (m)	5.53	5.64	5.57	5.68	5.74	5.50	5.64	5.72	5.64	5.51	5.62	5.60	
		Stride duration (s)	0.448	0.452	0.455	0.457	0.455	0.434	0.445	0.441	0.433	0.417	0.433	0.445	
		Stride efficiency (%)	47.72	49.74	48.47	50.40	51.41	47.26	49.67	51.16	49.69	47.42	49.31	49.00	
		Stride count	36.19	35.45	35.91	35.22	34.87	36.37	35.47	34.95	35.47	36.31	35.60	464.31	

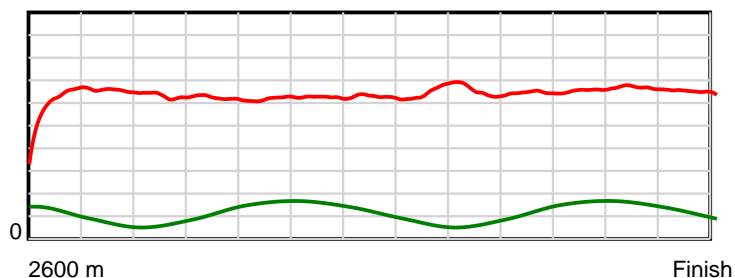
10 m Stride length



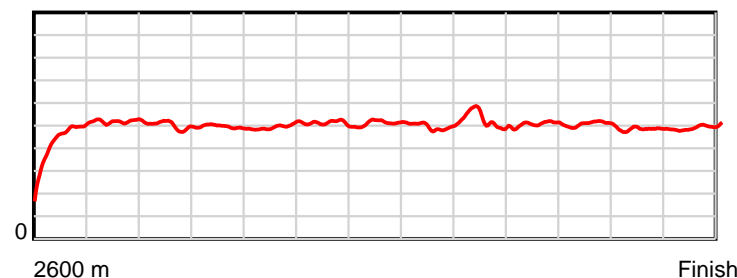
0.6 s Stride duration



20 m/sec Speed



100 % Stride efficiency



Note: Horizontal distance axis grid lines are 200m furlongs.

Disclaimer.

HRNZ and NZMTC and Thoroughbred Ratings Pty Ltd accepts no responsibility for the completeness or accuracy of any of the information contained herein, and makes no representations about its suitability for any particular purpose. Users should make their own judgements about those matters and/or seek independent advice. You assume all risks associated with use of the data provided on this page.



Race Results



August 04, 2024, Race 6, 3 CODES DUAL SYNDICATION OPPORTUNITY TROT, Distance 2600m, Addington - Survey 3200m

Result	TAB no.	Horse (Barrier)	2600 to	2400m to
6th	6	Crown The Mome... (7)	2400m	2200m
		Position in running (margin)	-	9(16.5)
		Sectional time (s)	19.43	15.59
		Cumulative time (s)	207.68	188.25
		Speed (m/s)	10.29	12.83
		Stride length (m)	5.27	5.94
		Stride duration (s)	0.459	0.463
		Stride efficiency (%)	43.37	55.15
		Stride count	37.96	33.67

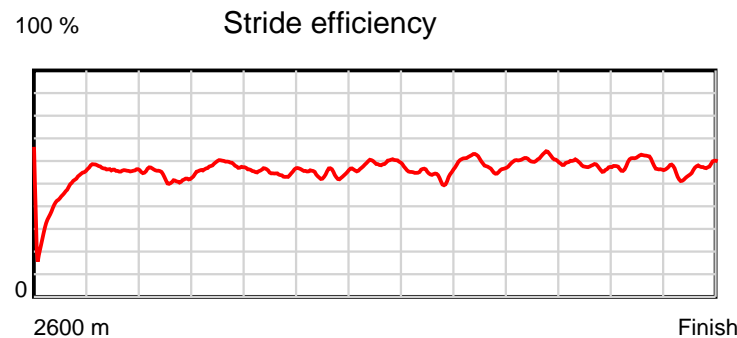
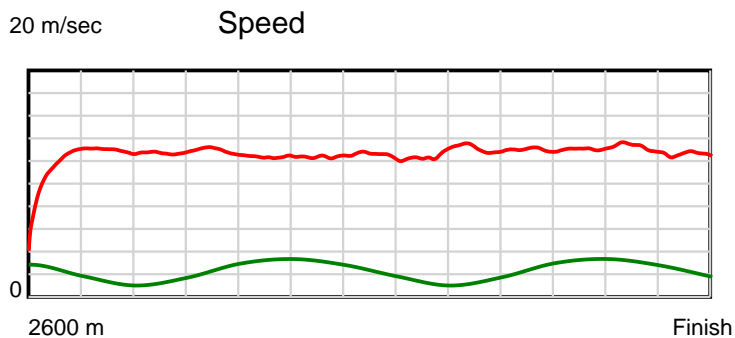
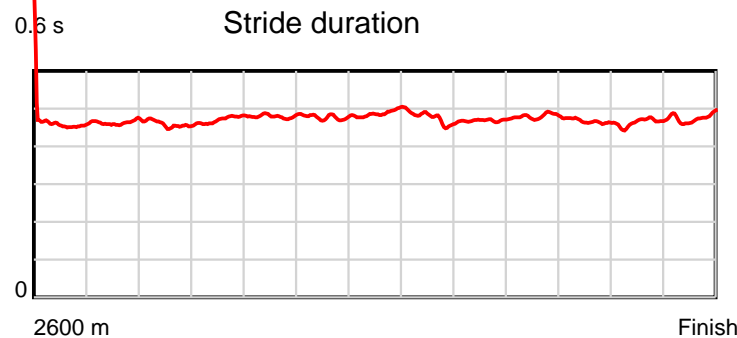
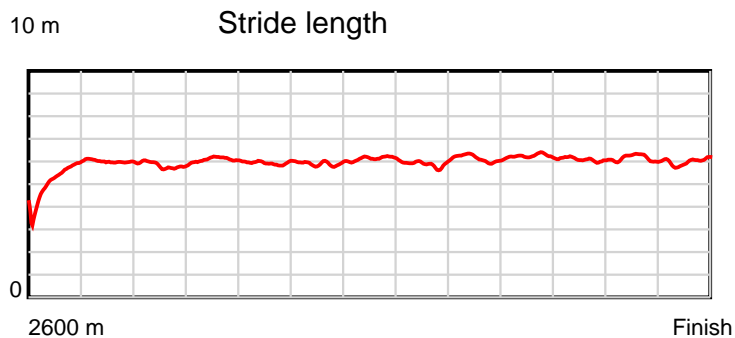
Disclaimer.

HRNZ and NZMTC and Thoroughbred Ratings Pty Ltd accepts no responsibility for the completeness or accuracy of any of the information contained herein, and makes no representations about its suitability for any particular purpose. Users should make their own judgements about those matters and/or seek independent advice. You assume all risks associated with use of the data provided on this page.

Race Results

August 04, 2024, Race 6, 3 CODES DUAL SYNDICATION OPPORTUNITY TROT, Distance 2600m, Addington - Survey 3200m

Result	TAB no.	Horse (Barrier)	2200m to	2000m to	1800m to	1600m to	1400m to	1200m to	1000m to	800m to	600m to	400m to	200m to	Total or	Margin
6th	6	Crown The Mome... (7)	2000m	1800m	1600m	1400m	1200m	1000m	800m	600m	400m	200m	WP	Average	
		Position in running (margin)	8(16.1)	8(12.5)	8(9.1)	8(8.6)	8(8.4)	8(8.3)	8(7.2)	7(6.3)	6(6.3)	7(7.9)	7(10.3)		14.30
		Sectional time (s)	15.82	15.44	16.22	15.99	15.89	16.23	15.42	15.36	15.43	15.20	15.66		
		Cumulative time (s)	172.66	156.84	141.40	125.18	109.19	93.30	77.07	61.65	46.29	30.86	15.66	3:27.68	
		Speed (m/s)	12.64	12.95	12.33	12.51	12.59	12.32	12.97	13.02	12.96	13.16	12.77	12.52	
		Stride length (m)	5.79	6.10	5.92	5.97	6.14	5.85	6.08	6.25	6.04	6.11	6.08	5.95	
		Stride duration (s)	0.458	0.471	0.480	0.477	0.488	0.475	0.469	0.480	0.466	0.464	0.476	0.476	
		Stride efficiency (%)	52.46	58.21	54.69	55.69	58.96	53.54	57.71	60.99	57.01	58.27	57.83	55.41	
		Stride count	34.52	32.77	33.81	33.50	32.56	34.17	32.91	32.01	33.11	32.75	32.88	436.62	



Note: Horizontal distance axis grid lines are 200m furlongs.

Disclaimer.

HRNZ and NZMTC and Thoroughbred Ratings Pty Ltd accepts no responsibility for the completeness or accuracy of any of the information contained herein, and makes no representations about its suitability for any particular purpose. Users should make their own judgements about those matters and/or seek independent advice. You assume all risks associated with use of the data provided on this page.



Race Results



August 04, 2024, Race 6, 3 CODES DUAL SYNDICATION OPPORTUNITY TROT, Distance 2600m, Addington - Survey 3200m

Result	TAB no.	Horse (Barrier)	2600 to	2400m to
7th	4	Bullit Train (5)	2400m	2200m
		Position in running (margin)	-	7(9.1)
		Sectional time (s)	18.26	15.55
		Cumulative time (s)	208.78	190.52
		Speed (m/s)	10.95	12.86
		Stride length (m)	5.40	6.07
		Stride duration (s)	0.463	0.472
		Stride efficiency (%)	45.56	57.61
		Stride count	37.04	32.94

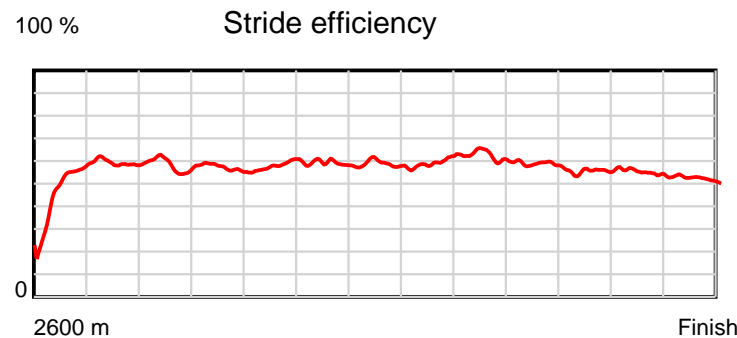
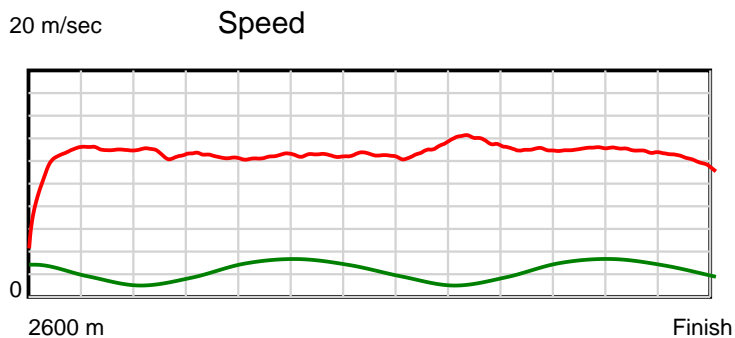
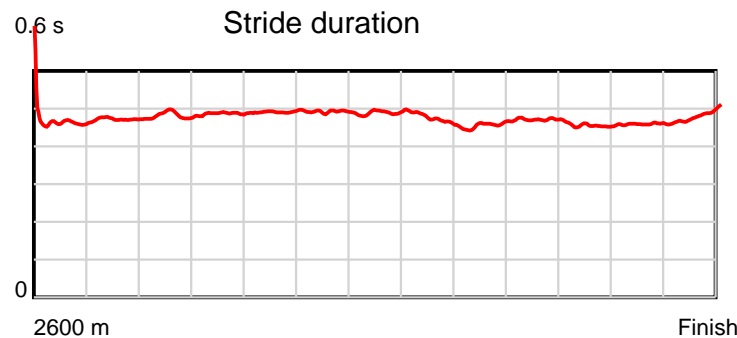
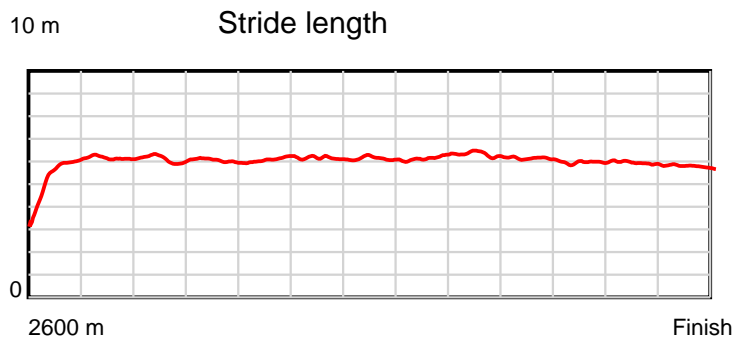
Disclaimer.

HRNZ and NZMTC and Thoroughbred Ratings Pty Ltd accepts no responsibility for the completeness or accuracy of any of the information contained herein, and makes no representations about its suitability for any particular purpose. Users should make their own judgements about those matters and/or seek independent advice. You assume all risks associated with use of the data provided on this page.

Race Results

August 04, 2024, Race 6, 3 CODES DUAL SYNDICATION OPPORTUNITY TROT, Distance 2600m, Addington - Survey 3200m

Result	TAB no.	Horse (Barrier)	2200m to	2000m to	1800m to	1600m to	1400m to	1200m to	1000m to	800m to	600m to	400m to	200m to	Total or	Margin
7th	4	Bullit Train (5)	2000m	1800m	1600m	1400m	1200m	1000m	800m	600m	400m	200m	WP	Average	
		Position in running (margin)	6(8.4)	6(6.8)	7(7.1)	7(7.2)	7(7.8)	7(8.1)	6(4.0)	2(0.8)	2(1.5)	3(2.8)	6(8.4)		20.30
		Sectional time (s)	16.14	16.07	16.31	16.12	15.97	15.72	15.05	15.45	15.39	15.76	16.99		
		Cumulative time (s)	174.97	158.83	142.76	126.45	110.33	94.36	78.64	63.59	48.14	32.75	16.99	3:28.78	
		Speed (m/s)	12.39	12.45	12.26	12.41	12.52	12.72	13.29	12.94	13.00	12.69	11.77	12.45	
		Stride length (m)	5.97	6.06	6.02	6.11	6.13	6.02	6.07	6.10	5.92	5.82	5.69	5.95	
		Stride duration (s)	0.482	0.487	0.491	0.492	0.489	0.473	0.457	0.471	0.455	0.459	0.484	0.477	
		Stride efficiency (%)	55.70	57.36	56.69	58.28	58.64	56.69	57.60	58.10	54.76	52.92	50.66	55.23	
		Stride count	33.50	33.01	33.20	32.75	32.65	33.21	32.94	32.80	33.79	34.37	35.12	437.32	



Note: Horizontal distance axis grid lines are 200m furlongs.

Disclaimer.

HRNZ and NZMTC and Thoroughbred Ratings Pty Ltd accepts no responsibility for the completeness or accuracy of any of the information contained herein, and makes no representations about its suitability for any particular purpose. Users should make their own judgements about those matters and/or seek independent advice. You assume all risks associated with use of the data provided on this page.



Race Results



August 04, 2024, Race 6, 3 CODES DUAL SYNDICATION OPPORTUNITY TROT, Distance 2600m, Addington - Survey 3200m

Result	TAB no.	Horse (Barrier)	2600 to	2400m to
8th	10	Rachmaninov (0)	2400m	2200m
		Position in running (margin)	-	8(11.5)
		Sectional time (s)	18.61	15.55
		Cumulative time (s)	212.12	193.51
		Speed (m/s)	10.75	12.86
		Stride length (m)	6.01	6.37
		Stride duration (s)	0.496	0.495
		Stride efficiency (%)	56.35	63.47
		Stride count	33.31	31.38

Disclaimer.

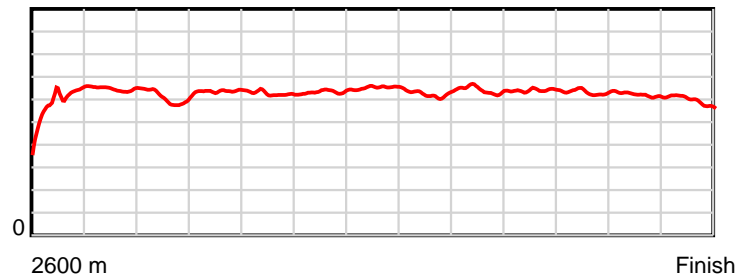
HRNZ and NZMTC and Thoroughbred Ratings Pty Ltd accepts no responsibility for the completeness or accuracy of any of the information contained herein, and makes no representations about its suitability for any particular purpose. Users should make their own judgements about those matters and/or seek independent advice. You assume all risks associated with use of the data provided on this page.

Race Results

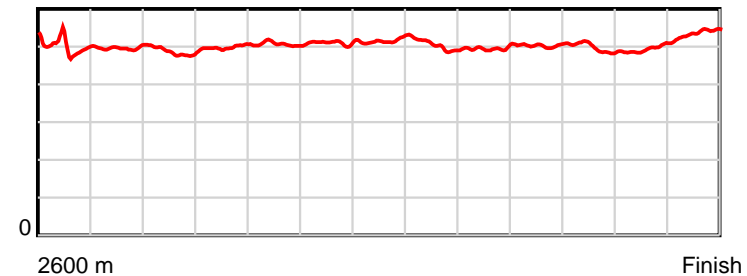
August 04, 2024, Race 6, 3 CODES DUAL SYNDICATION OPPORTUNITY TROT, Distance 2600m, Addington - Survey 3200m

Result	TAB no.	Horse (Barrier)	2200m to	2000m to	1800m to	1600m to	1400m to	1200m to	1000m to	800m to	600m to	400m to	200m to	Total or	Margin
8th	10	Rachmaninov (0)	2000m	1800m	1600m	1400m	1200m	1000m	800m	600m	400m	200m	WP	Average	
		Position in running (margin)	7(10.8)	7(9.3)	6(7.0)	6(6.3)	6(6.6)	6(6.1)	7(5.5)	8(7.1)	9(9.0)	9(13.8)	8(21.7)		38.40
		Sectional time (s)	16.15	15.64	16.18	16.06	15.83	16.32	15.83	15.67	15.96	16.14	18.18		
		Cumulative time (s)	177.96	161.81	146.17	129.99	113.93	98.10	81.78	65.95	50.28	34.32	18.18	3:32.12	
		Speed (m/s)	12.38	12.79	12.36	12.45	12.63	12.25	12.63	12.76	12.53	12.39	11.00	12.26	
		Stride length (m)	6.02	6.38	6.26	6.36	6.52	6.17	6.26	6.42	6.22	6.14	5.92	6.23	
		Stride duration (s)	0.486	0.499	0.506	0.511	0.516	0.503	0.496	0.503	0.496	0.495	0.538	0.508	
		Stride efficiency (%)	56.65	63.52	61.23	63.24	66.41	59.42	61.25	64.44	60.43	58.88	54.79	60.64	
		Stride count	33.22	31.37	31.95	31.44	30.68	32.43	31.95	31.14	32.16	32.58	33.78	417.39	

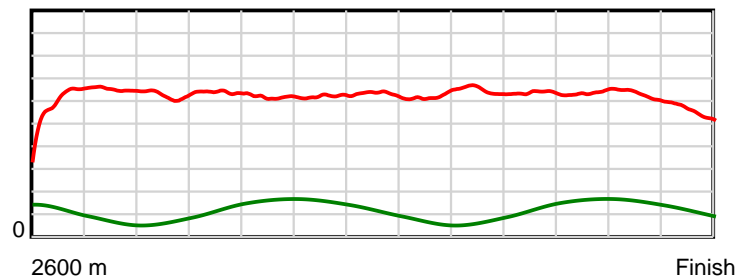
10 m Stride length



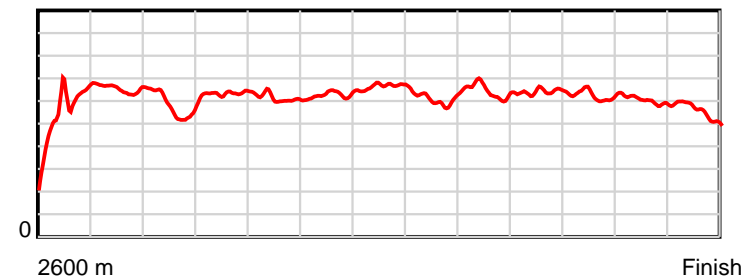
0.6 s Stride duration



20 m/sec Speed



100 % Stride efficiency



Note: Horizontal distance axis grid lines are 200m furlongs.

Disclaimer.

HRNZ and NZMTC and Thoroughbred Ratings Pty Ltd accepts no responsibility for the completeness or accuracy of any of the information contained herein, and makes no representations about its suitability for any particular purpose. Users should make their own judgements about those matters and/or seek independent advice. You assume all risks associated with use of the data provided on this page.



Race Results



August 04, 2024, Race 6, 3 CODES DUAL SYNDICATION OPPORTUNITY TROT, Distance 2600m, Addington - Survey 3200m

Result	TAB no.	Horse (Barrier)	2600 to	2400m to
9th	2	Special Effect... (3)	2400m	2200m
		Position in running (margin)	-	11(32.3)
		Sectional time (s)	21.88	17.15
		Cumulative time (s)	212.85	190.97
		Speed (m/s)	9.14	11.66
		Stride length (m)	4.01	5.25
		Stride duration (s)	0.429	0.450
		Stride efficiency (%)	25.18	43.12
		Stride count	49.83	38.07

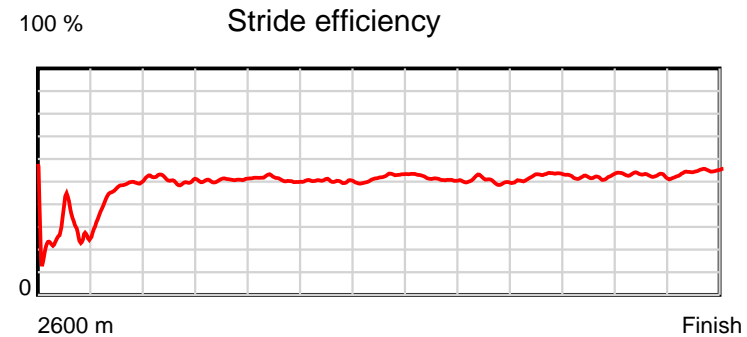
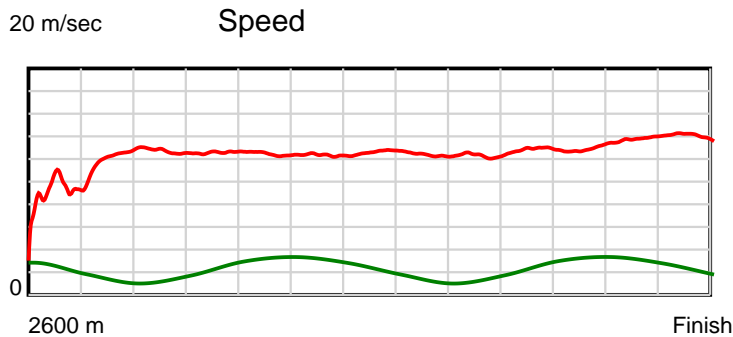
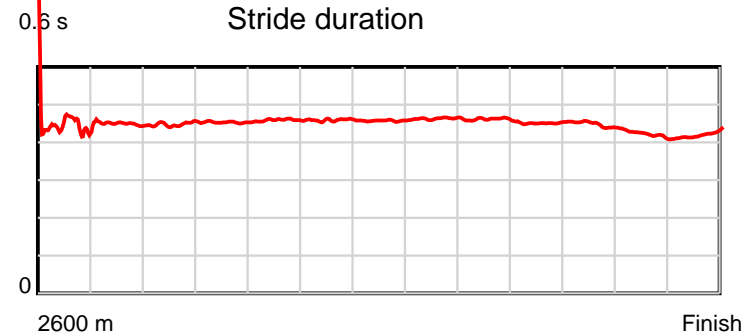
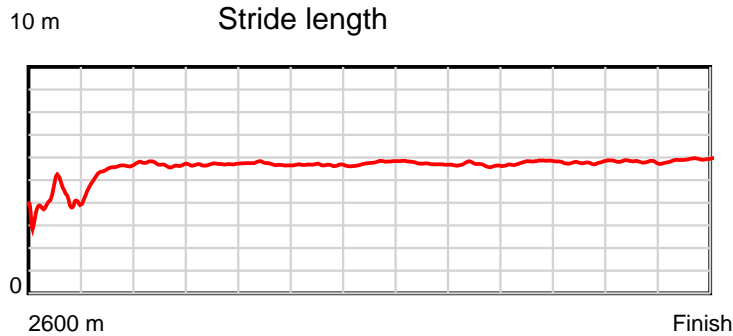
Disclaimer.

HRNZ and NZMTC and Thoroughbred Ratings Pty Ltd accepts no responsibility for the completeness or accuracy of any of the information contained herein, and makes no representations about its suitability for any particular purpose. Users should make their own judgements about those matters and/or seek independent advice. You assume all risks associated with use of the data provided on this page.

Race Results

August 04, 2024, Race 6, 3 CODES DUAL SYNDICATION OPPORTUNITY TROT, Distance 2600m, Addington - Survey 3200m

Result	TAB no.	Horse (Barrier)	2200m to	2000m to	1800m to	1600m to	1400m to	1200m to	1000m to	800m to	600m to	400m to	200m to	Total or	Margin
9th	2	Special Effect... (3)	2000m	1800m	1600m	1400m	1200m	1000m	800m	600m	400m	200m	WP	Average	
		Position in running (margin)	10(41.3)	10(39.6)	10(39.0)	10(38.7)	10(39.8)	10(40.0)	10(40.7)	10(47.9)	10(49.6)	10(52.0)	10(50.3)		42.30
		Sectional time (s)	16.13	15.92	16.24	16.20	15.94	16.54	16.76	15.63	15.57	14.53	14.36		
		Cumulative time (s)	173.82	157.69	141.77	125.53	109.33	93.39	76.85	60.09	44.46	28.89	14.36	3:32.85	
		Speed (m/s)	12.40	12.56	12.32	12.35	12.55	12.09	11.93	12.80	12.85	13.76	13.93	12.22	
		Stride length (m)	5.56	5.69	5.65	5.67	5.74	5.60	5.50	5.77	5.74	5.78	5.88	5.48	
		Stride duration (s)	0.448	0.453	0.459	0.459	0.457	0.463	0.461	0.451	0.447	0.420	0.422	0.448	
		Stride efficiency (%)	48.26	50.62	49.92	50.24	51.46	48.98	47.29	52.10	51.49	52.26	53.97	46.88	
		Stride count	35.99	35.14	35.39	35.27	34.85	35.72	36.36	34.64	34.84	34.58	34.03	474.71	



Note: Horizontal distance axis grid lines are 200m furlongs.

Disclaimer.

HRNZ and NZMTC and Thoroughbred Ratings Pty Ltd accepts no responsibility for the completeness or accuracy of any of the information contained herein, and makes no representations about its suitability for any particular purpose. Users should make their own judgements about those matters and/or seek independent advice. You assume all risks associated with use of the data provided on this page.



Race Results



August 04, 2024, Race 6, 3 CODES DUAL SYNDICATION OPPORTUNITY TROT, Distance 2600m, Addington - Survey 3200m

Result	TAB no.	Horse (Barrier)	2600 to	2400m to
10th	9	Brianna (10)	2400m	2200m
		Position in running (margin)	-	3(3.3)
		Sectional time (s)	17.10	15.66
		Cumulative time (s)	212.92	195.82
		Speed (m/s)	11.69	12.77
		Stride length (m)	5.95	6.26
		Stride duration (s)	0.474	0.491
		Stride efficiency (%)	55.25	61.32
		Stride count	33.63	31.93

Disclaimer.

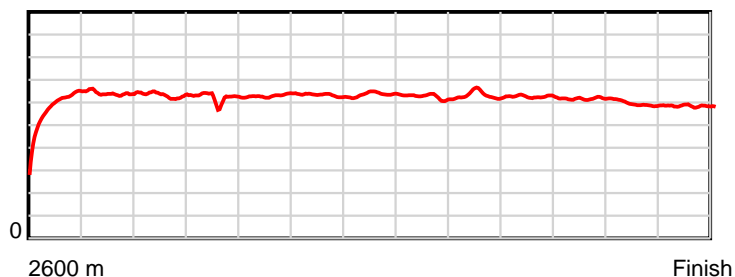
HRNZ and NZMTC and Thoroughbred Ratings Pty Ltd accepts no responsibility for the completeness or accuracy of any of the information contained herein, and makes no representations about its suitability for any particular purpose. Users should make their own judgements about those matters and/or seek independent advice. You assume all risks associated with use of the data provided on this page.

Race Results

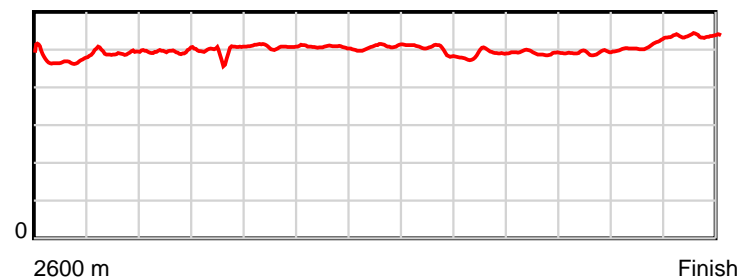
August 04, 2024, Race 6, 3 CODES DUAL SYNDICATION OPPORTUNITY TROT, Distance 2600m, Addington - Survey 3200m

Result	TAB no.	Horse (Barrier)	2200m to	2000m to	1800m to	1600m to	1400m to	1200m to	1000m to	800m to	600m to	400m to	200m to	Total or	Margin
10th	9	Brianna (10)	2000m	1800m	1600m	1400m	1200m	1000m	800m	600m	400m	200m	WP	Average	
		Position in running (margin)	3(3.4)	2(2.2)	2(2.3)	3(2.9)	3(3.1)	4(2.6)	6(4.6)	7(6.6)	8(12.5)	9(26.4)		42.70	
		Sectional time (s)	16.21	16.04	16.39	16.08	15.89	16.32	15.90	15.68	16.15	17.13	18.37		
		Cumulative time (s)	180.16	163.95	147.91	131.52	115.44	99.55	83.23	67.33	51.65	35.50	18.37	3:32.92	
		Speed (m/s)	12.34	12.47	12.20	12.44	12.59	12.25	12.58	12.76	12.38	11.68	10.89	12.21	
		Stride length (m)	6.10	6.14	6.20	6.30	6.39	6.12	6.15	6.26	6.10	5.99	5.84	6.14	
		Stride duration (s)	0.494	0.493	0.508	0.507	0.508	0.500	0.489	0.491	0.493	0.513	0.536	0.502	
		Stride efficiency (%)	58.17	58.94	60.14	62.09	63.75	58.54	59.15	61.31	58.14	56.01	53.25	58.82	
		Stride count	32.78	32.57	32.24	31.73	31.31	32.68	32.51	31.93	32.79	33.41	34.26	423.77	

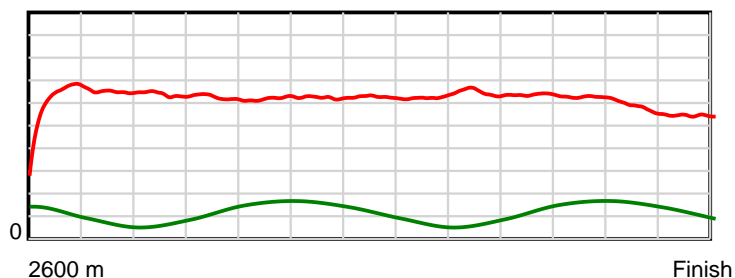
10 m Stride length



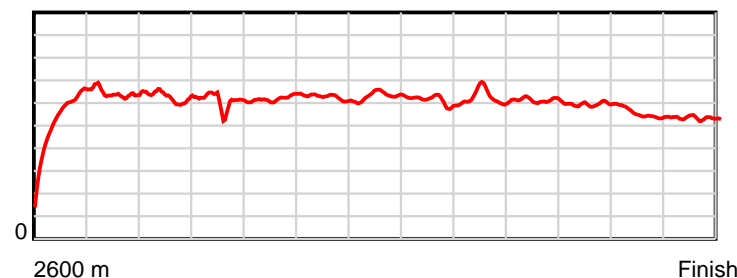
0.6 s Stride duration



20 m/sec Speed



100 % Stride efficiency



Note: Horizontal distance axis grid lines are 200m furlongs.

Disclaimer.

HRNZ and NZMTC and Thoroughbred Ratings Pty Ltd accepts no responsibility for the completeness or accuracy of any of the information contained herein, and makes no representations about its suitability for any particular purpose. Users should make their own judgements about those matters and/or seek independent advice. You assume all risks associated with use of the data provided on this page.



Race Results



August 04, 2024, Race 6, 3 CODES DUAL SYNDICATION OPPORTUNITY TROT, Distance 2600m, Addington - Survey 3200m

Result	TAB no.	Horse (Barrier)	2600 to	2400m to
11th	5	Living The Mom... (6)	2400m	2200m
		Position in running (margin)	-	6(8.2)
		Sectional time (s)	17.81	21.61
		Cumulative time (s)	213.22	195.41
		Speed (m/s)	11.23	9.25
		Stride length (m)	5.29	4.15
		Stride duration (s)	0.445	0.448
		Stride efficiency (%)	43.72	26.91
		Stride count	37.81	48.19

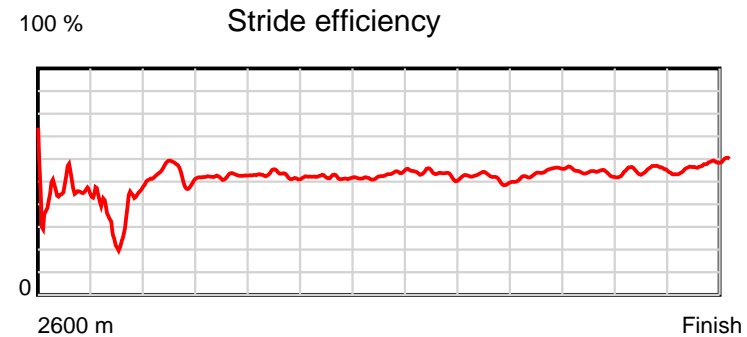
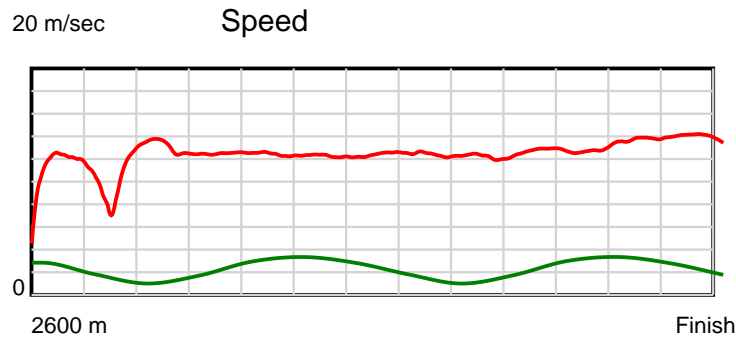
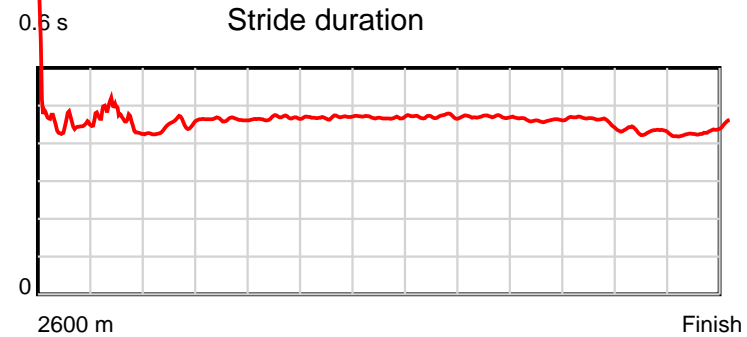
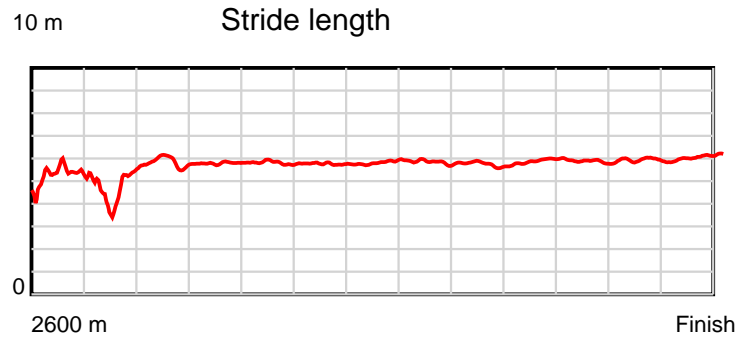
Disclaimer.

HRNZ and NZMTC and Thoroughbred Ratings Pty Ltd accepts no responsibility for the completeness or accuracy of any of the information contained herein, and makes no representations about its suitability for any particular purpose. Users should make their own judgements about those matters and/or seek independent advice. You assume all risks associated with use of the data provided on this page.

Race Results

August 04, 2024, Race 6, 3 CODES DUAL SYNDICATION OPPORTUNITY TROT, Distance 2600m, Addington - Survey 3200m

Result	TAB no.	Horse (Barrier)	2200m to	2000m to	1800m to	1600m to	1400m to	1200m to	1000m to	800m to	600m to	400m to	200m to	Total or	Margin
11th	5	Living The Mom... (6)	2000m	1800m	1600m	1400m	1200m	1000m	800m	600m	400m	200m	WP	Average	
		Position in running (margin)	11(44.0)	11(41.3)	11(40.6)	11(40.8)	11(42.0)	11(42.3)	11(42.6)	11(49.7)	11(51.4)	11(54.2)	11(52.1)		44.30
		Sectional time (s)	15.97	15.90	16.33	16.22	15.95	16.46	16.76	15.62	15.65	14.47	14.47		
		Cumulative time (s)	173.80	157.83	141.93	125.60	109.38	93.43	76.97	60.21	44.59	28.94	14.47	3:33.22	
		Speed (m/s)	12.52	12.58	12.25	12.33	12.54	12.15	11.93	12.80	12.78	13.82	13.82	12.19	
		Stride length (m)	5.63	5.83	5.73	5.78	5.88	5.73	5.60	5.92	5.83	5.93	6.02	5.59	
		Stride duration (s)	0.449	0.464	0.468	0.469	0.469	0.472	0.470	0.462	0.456	0.429	0.436	0.459	
		Stride efficiency (%)	49.47	53.16	51.30	52.28	54.03	51.31	49.07	54.70	53.04	54.96	56.71	48.86	
		Stride count	35.55	34.29	34.91	34.58	34.01	34.90	35.69	33.81	34.33	33.72	33.20	464.99	



Note: Horizontal distance axis grid lines are 200m furlongs.

Disclaimer.

HRNZ and NZMTC and Thoroughbred Ratings Pty Ltd accepts no responsibility for the completeness or accuracy of any of the information contained herein, and makes no representations about its suitability for any particular purpose. Users should make their own judgements about those matters and/or seek independent advice. You assume all risks associated with use of the data provided on this page.



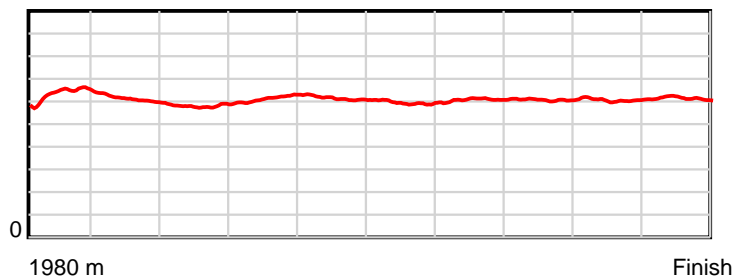
Race Results



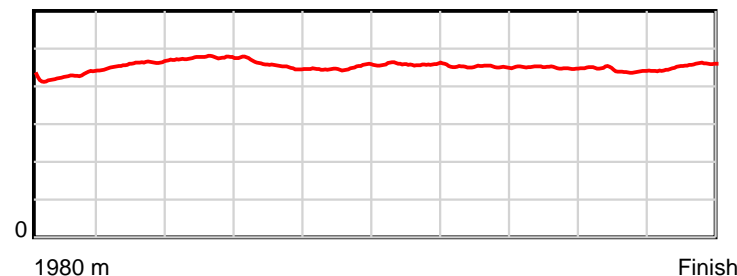
August 04, 2024, Race 7, THANKS TO THE PEOPLE THAT KEEP OUR STABLES GOING MOBILE PACE, Distance 1980m, Addington - Survey 1980m

Result	TAB no.	Horse (Barrier)	1980 to	1800m to	1600m to	1400m to	1200m to	1000m to	800m to	600m to	400m to	200m to	Total or	Margin
1st	4	Playing With S... (4)	1800m	1600m	1400m	1200m	1000m	800m	600m	400m	200m	WP	Average	
		Position in running (margin)	-	1(0.0)	1(0.0)	1(0.0)	2(1.0)	1(0.0)	1(0.0)	1(0.0)	2(0.2)	2(0.2)		0.00
		Sectional time (s)	12.05	15.40	16.33	14.88	14.85	15.67	14.90	15.08	14.62	15.04		
		Cumulative time (s)	148.82	136.77	121.37	105.04	90.16	75.31	59.64	44.74	29.66	15.04	2:28.82	
		Speed (m/s)	14.93	12.99	12.25	13.44	13.47	12.76	13.42	13.26	13.68	13.30	13.30	
		Stride length (m)	6.25	5.97	5.82	6.14	6.05	5.86	6.06	5.96	6.07	6.04	6.02	
		Stride duration (s)	0.427	0.460	0.475	0.457	0.449	0.459	0.452	0.450	0.443	0.454	0.452	
		Stride efficiency (%)	61.08	55.74	52.98	58.88	57.18	53.60	57.38	55.59	57.48	56.94	56.58	
		Stride count	28.79	33.49	34.35	32.58	33.06	34.15	33.00	33.53	32.98	33.13	329.06	

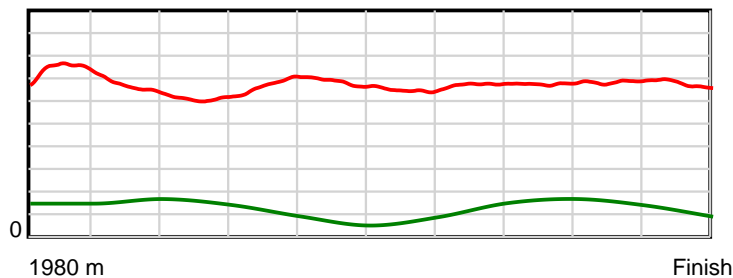
10 m Stride length



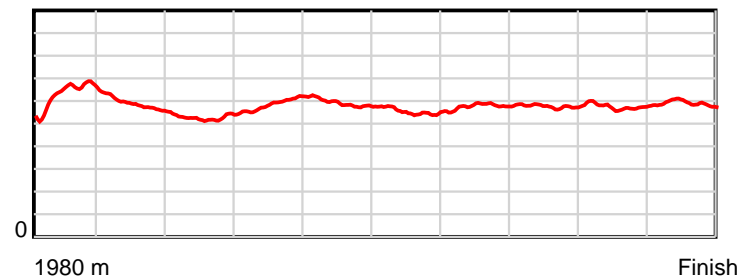
0.6 s Stride duration



20 m/sec Speed



100 % Stride efficiency



Note: Horizontal distance axis grid lines are 200m furlongs.

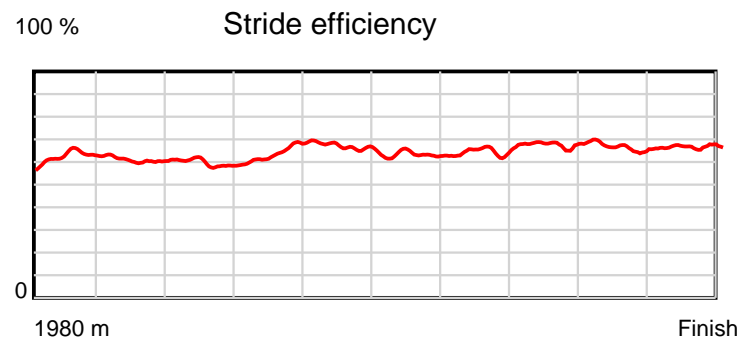
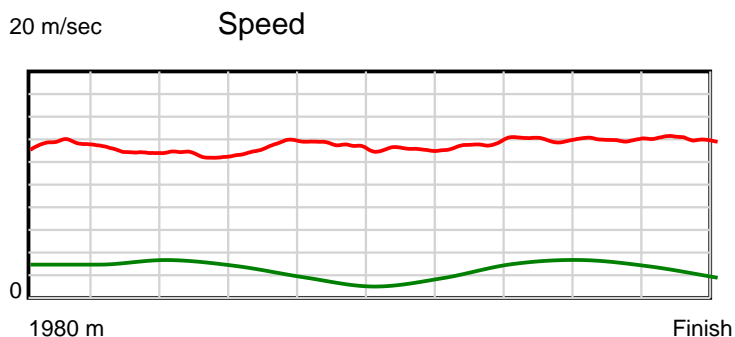
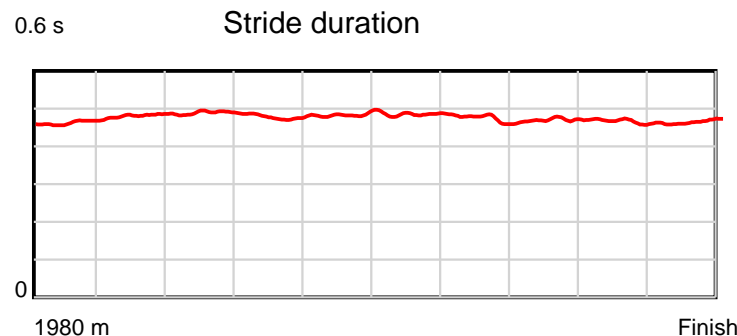
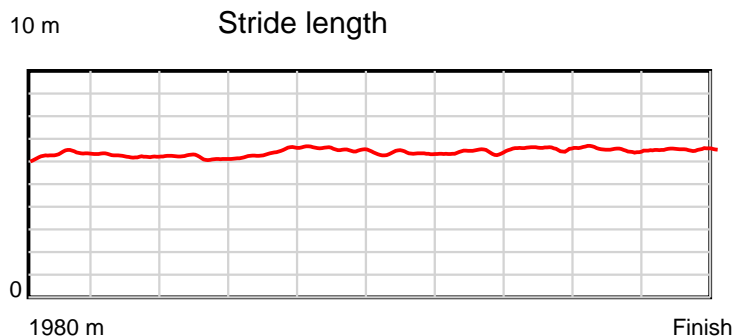
Disclaimer.

HRNZ and NZMTC and Thoroughbred Ratings Pty Ltd accepts no responsibility for the completeness or accuracy of any of the information contained herein, and makes no representations about its suitability for any particular purpose. Users should make their own judgements about those matters and/or seek independent advice. You assume all risks associated with use of the data provided on this page.

Race Results

August 04, 2024, Race 7, THANKS TO THE PEOPLE THAT KEEP OUR STABLES GOING MOBILE PACE, Distance 1980m, Addington - Survey 1980m

Result	TAB no.	Horse (Barrier)	1980 to	1800m to	1600m to	1400m to	1200m to	1000m to	800m to	600m to	400m to	200m to	Total or	Margin
2nd	2	Star Magic (2)	1800m	1600m	1400m	1200m	1000m	800m	600m	400m	200m	WP	Average	
		Position in running (margin)	-	5(6.1)	5(7.2)	6(4.9)	7(6.3)	8(7.2)	8(7.3)	7(5.8)	5(3.4)	4(3.1)		0.50
		Sectional time (s)	13.41	15.59	15.95	14.94	15.17	15.68	14.67	14.65	14.55	14.22		
		Cumulative time (s)	148.83	135.42	119.83	103.88	88.94	73.77	58.09	43.42	28.77	14.22	2:28.83	
		Speed (m/s)	13.42	12.83	12.54	13.39	13.18	12.76	13.63	13.65	13.75	14.06	13.30	
		Stride length (m)	6.30	6.18	6.13	6.40	6.39	6.18	6.45	6.42	6.41	6.54	6.34	
		Stride duration (s)	0.463	0.481	0.489	0.478	0.484	0.485	0.473	0.470	0.466	0.465	0.476	
		Stride efficiency (%)	62.08	59.63	58.71	63.99	63.73	59.70	65.08	64.34	64.18	66.74	62.74	
		Stride count	28.56	32.38	32.63	31.25	31.32	32.36	30.99	31.17	31.21	30.60	312.47	



Note: Horizontal distance axis grid lines are 200m furlongs.

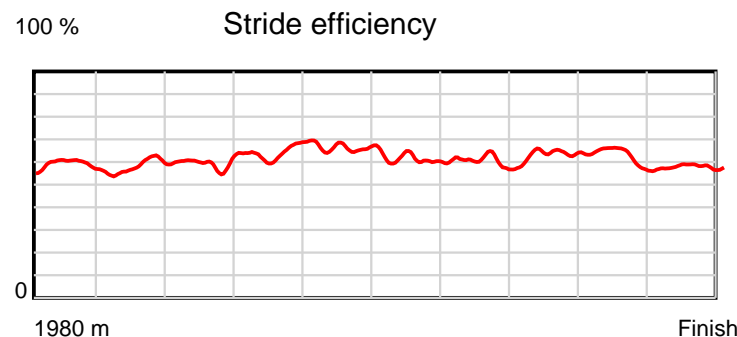
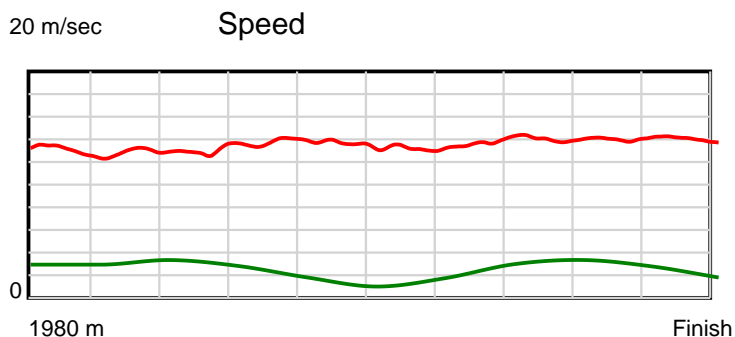
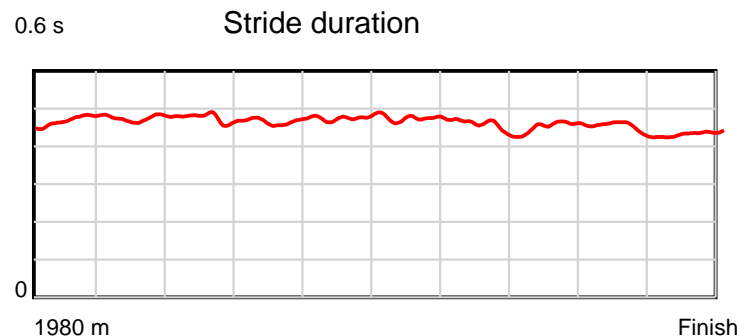
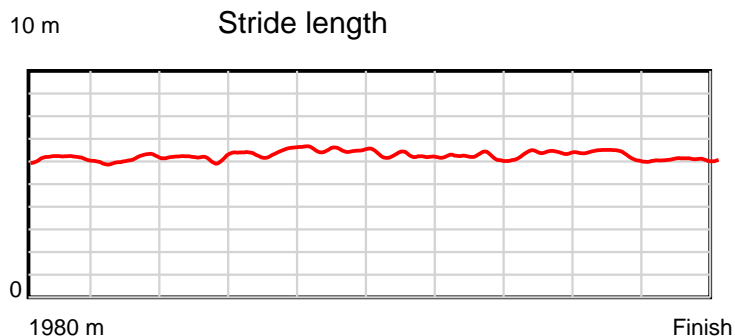
Disclaimer.

HRNZ and NZMTC and Thoroughbred Ratings Pty Ltd accepts no responsibility for the completeness or accuracy of any of the information contained herein, and makes no representations about its suitability for any particular purpose. Users should make their own judgements about those matters and/or seek independent advice. You assume all risks associated with use of the data provided on this page.

Race Results

August 04, 2024, Race 7, THANKS TO THE PEOPLE THAT KEEP OUR STABLES GOING MOBILE PACE, Distance 1980m, Addington - Survey 1980m

Result	TAB no.	Horse (Barrier)	1980 to	1800m to	1600m to	1400m to	1200m to	1000m to	800m to	600m to	400m to	200m to	Total or	Margin
3rd	7	The Night Fox (7)	1800m	1600m	1400m	1200m	1000m	800m	600m	400m	200m	WP	Average	
		Position in running (margin)	-	9(10.2)	9(14.0)	9(9.0)	9(8.6)	9(9.4)	9(9.5)	9(7.9)	9(5.5)	8(5.3)		1.80
		Sectional time (s)	13.94	16.02	15.50	14.65	15.17	15.68	14.63	14.66	14.57	14.33		
		Cumulative time (s)	149.15	135.21	119.19	103.69	89.04	73.87	58.19	43.56	28.90	14.33	2:29.15	
		Speed (m/s)	12.91	12.48	12.90	13.65	13.18	12.76	13.67	13.64	13.73	13.96	13.27	
		Stride length (m)	6.07	5.93	6.13	6.37	6.28	6.03	6.19	6.21	6.14	6.07	6.14	
		Stride duration (s)	0.470	0.475	0.475	0.467	0.476	0.473	0.453	0.455	0.447	0.435	0.463	
		Stride efficiency (%)	57.49	54.87	58.72	63.42	61.66	56.91	59.93	60.31	58.90	57.63	58.93	
		Stride count	29.68	33.75	32.63	31.39	31.84	33.14	32.30	32.19	32.58	32.93	322.43	



Note: Horizontal distance axis grid lines are 200m furlongs.

Disclaimer.

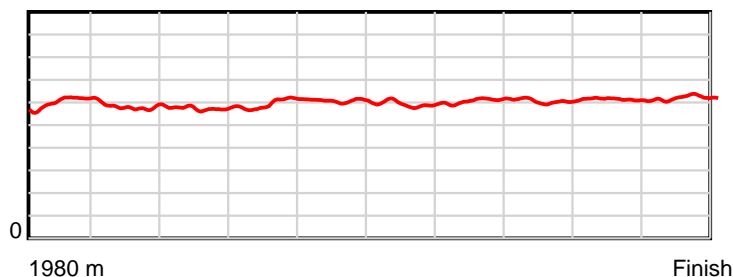
HRNZ and NZMTC and Thoroughbred Ratings Pty Ltd accepts no responsibility for the completeness or accuracy of any of the information contained herein, and makes no representations about its suitability for any particular purpose. Users should make their own judgements about those matters and/or seek independent advice. You assume all risks associated with use of the data provided on this page.

Race Results

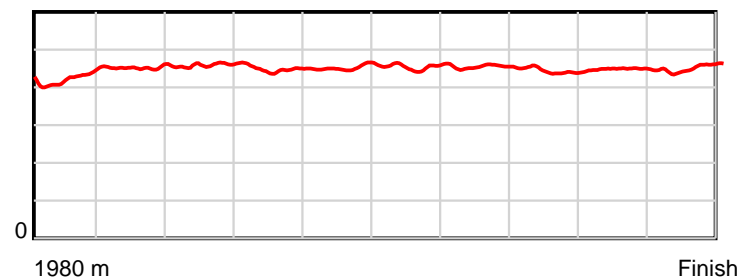
August 04, 2024, Race 7, THANKS TO THE PEOPLE THAT KEEP OUR STABLES GOING MOBILE PACE, Distance 1980m, Addington - Survey 1980m

Result	TAB no.	Horse (Barrier)	1980 to	1800m to	1600m to	1400m to	1200m to	1000m to	800m to	600m to	400m to	200m to	Total or	Margin
4th	5	Wolf Of Wall S... (5)	1800m	1600m	1400m	1200m	1000m	800m	600m	400m	200m	WP	Average	
		Position in running (margin)	-	2(2.4)	4(5.7)	3(3.0)	5(4.9)	6(5.6)	6(5.2)	6(5.1)	6(3.9)	7(4.0)		1.90
		Sectional time (s)	12.64	15.94	15.88	15.03	15.14	15.60	14.88	14.85	14.63	14.57		
		Cumulative time (s)	149.16	136.52	120.58	104.70	89.67	74.53	58.93	44.05	29.20	14.57	2:29.16	
		Speed (m/s)	14.24	12.55	12.59	13.31	13.21	12.82	13.44	13.47	13.67	13.73	13.27	
		Stride length (m)	6.00	5.68	5.78	5.97	5.97	5.83	6.10	5.98	6.13	6.20	5.96	
		Stride duration (s)	0.422	0.453	0.459	0.448	0.452	0.455	0.454	0.444	0.448	0.451	0.449	
		Stride efficiency (%)	56.18	50.39	52.13	55.62	55.76	53.10	58.06	55.79	58.68	60.02	55.46	
		Stride count	30.02	35.22	34.63	33.52	33.48	34.31	32.81	33.47	32.64	32.27	332.37	

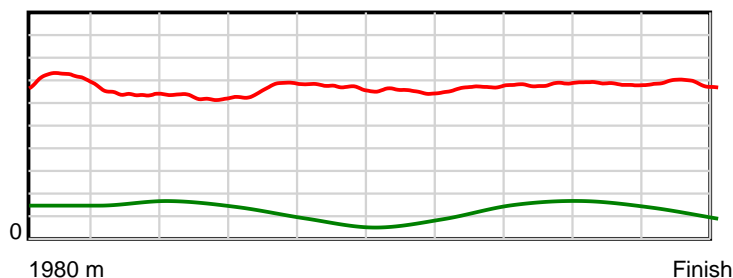
10 m Stride length



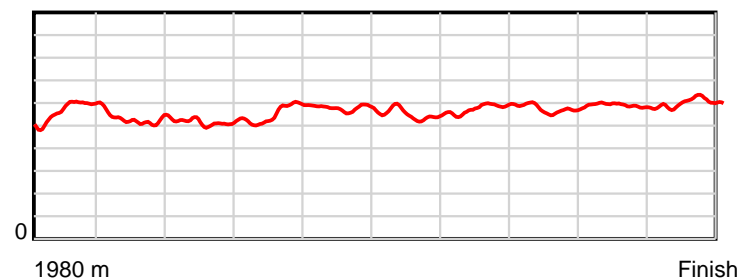
0.6 s Stride duration



20 m/sec Speed



100 % Stride efficiency



Note: Horizontal distance axis grid lines are 200m furlongs.

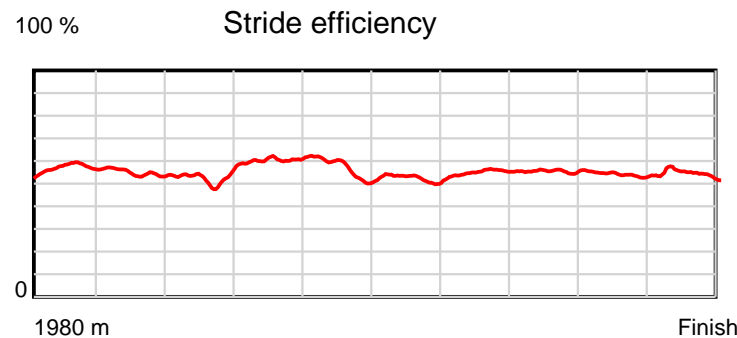
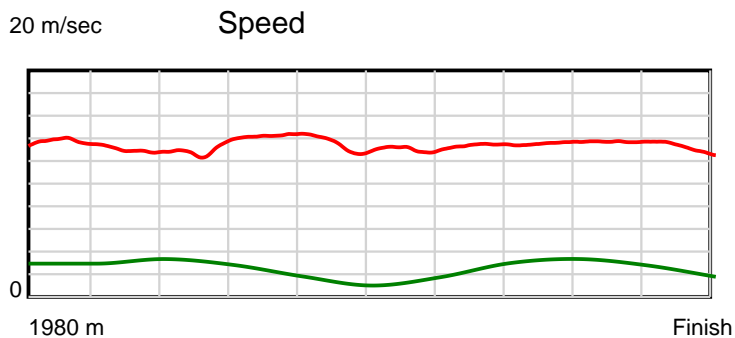
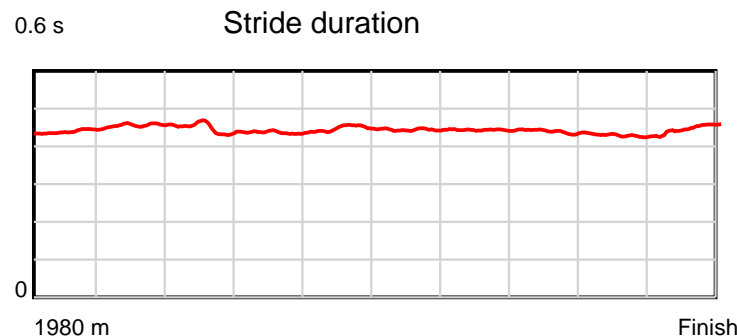
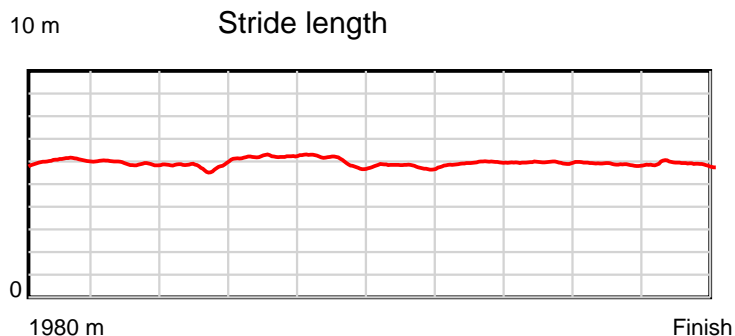
Disclaimer.

HRNZ and NZMTC and Thoroughbred Ratings Pty Ltd accepts no responsibility for the completeness or accuracy of any of the information contained herein, and makes no representations about its suitability for any particular purpose. Users should make their own judgements about those matters and/or seek independent advice. You assume all risks associated with use of the data provided on this page.

Race Results

August 04, 2024, Race 7, THANKS TO THE PEOPLE THAT KEEP OUR STABLES GOING MOBILE PACE, Distance 1980m, Addington - Survey 1980m

Result	TAB no.	Horse (Barrier)	1980 to	1800m to	1600m to	1400m to	1200m to	1000m to	800m to	600m to	400m to	200m to	Total or	Margin
5th	11	Avenger (11)	1800m	1600m	1400m	1200m	1000m	800m	600m	400m	200m	WP	Average	
		Position in running (margin)	-	6(7.9)	7(9.1)	5(4.1)	1(0.0)	2(0.8)	2(1.0)	2(1.1)	1(0.0)	1(0.0)		2.30
		Sectional time (s)	13.62	15.60	15.50	14.02	15.16	15.69	14.93	14.87	14.61	15.24		
		Cumulative time (s)	149.24	135.62	120.02	104.52	90.50	75.34	59.65	44.72	29.85	15.24	2:29.24	
		Speed (m/s)	13.21	12.82	12.90	14.27	13.19	12.75	13.40	13.45	13.69	13.12	13.27	
		Stride length (m)	5.98	5.85	5.78	6.23	5.91	5.66	5.94	5.91	5.87	5.87	5.89	
		Stride duration (s)	0.439	0.456	0.448	0.437	0.448	0.444	0.443	0.439	0.429	0.448	0.444	
		Stride efficiency (%)	55.85	53.47	52.16	60.61	54.56	50.01	55.06	54.52	53.88	53.88	54.30	
		Stride count	30.11	34.19	34.62	32.11	33.85	35.35	33.69	33.86	34.06	34.06	335.90	



Note: Horizontal distance axis grid lines are 200m furlongs.

Disclaimer.

HRNZ and NZMTC and Thoroughbred Ratings Pty Ltd accepts no responsibility for the completeness or accuracy of any of the information contained herein, and makes no representations about its suitability for any particular purpose. Users should make their own judgements about those matters and/or seek independent advice. You assume all risks associated with use of the data provided on this page.



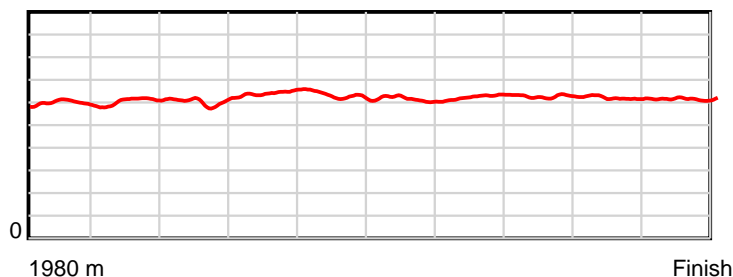
Race Results



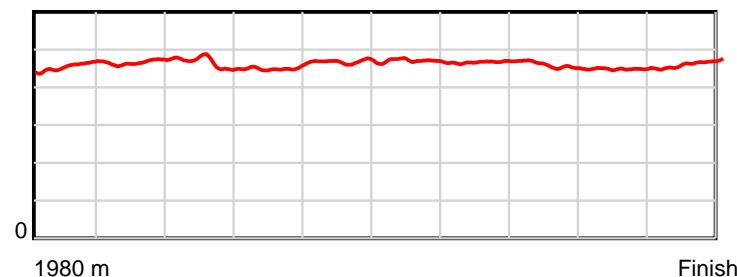
August 04, 2024, Race 7, THANKS TO THE PEOPLE THAT KEEP OUR STABLES GOING MOBILE PACE, Distance 1980m, Addington - Survey 1980m

Result	TAB no.	Horse (Barrier)	1980 to	1800m to	1600m to	1400m to	1200m to	1000m to	800m to	600m to	400m to	200m to	Total or	Margin
6th	6	Westar Molly (6)	1800m	1600m	1400m	1200m	1000m	800m	600m	400m	200m	WP	Average	
		Position in running (margin)	-	8(9.6)	8(11.8)	8(6.5)	3(2.2)	4(3.4)	4(3.2)	4(3.1)	4(1.9)	3(2.0)		3.20
		Sectional time (s)	13.90	15.76	15.44	14.00	15.22	15.64	14.90	14.85	14.63	15.07		
		Cumulative time (s)	149.41	135.51	119.75	104.31	90.31	75.09	59.45	44.55	29.70	15.07	2:29.41	
		Speed (m/s)	12.95	12.69	12.95	14.29	13.14	12.79	13.42	13.47	13.67	13.27	13.25	
		Stride length (m)	5.93	5.92	6.03	6.44	6.15	6.02	6.27	6.16	6.13	6.16	6.12	
		Stride duration (s)	0.456	0.466	0.465	0.451	0.468	0.470	0.467	0.457	0.449	0.464	0.462	
		Stride efficiency (%)	55.04	54.72	56.77	64.77	59.10	56.58	61.36	59.25	58.81	59.20	58.49	
		Stride count	30.33	33.80	33.18	31.07	32.52	33.24	31.92	32.48	32.60	32.49	323.63	

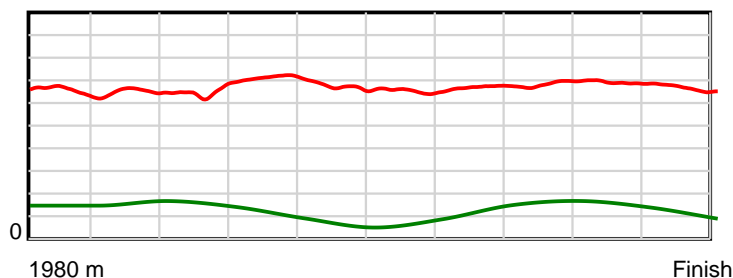
10 m Stride length



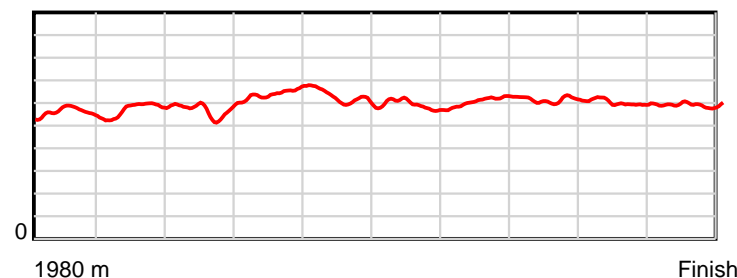
0.6 s Stride duration



20 m/sec Speed



100 % Stride efficiency



Note: Horizontal distance axis grid lines are 200m furlongs.

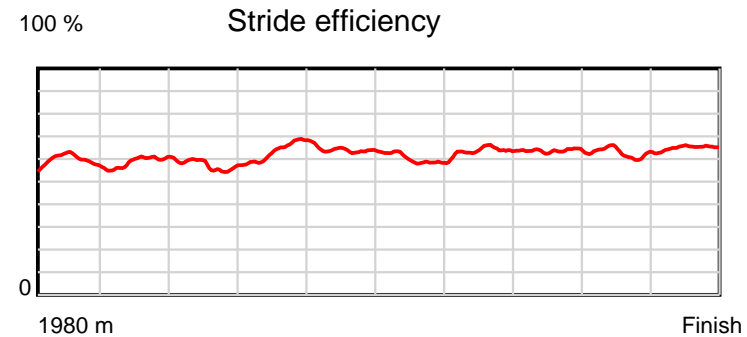
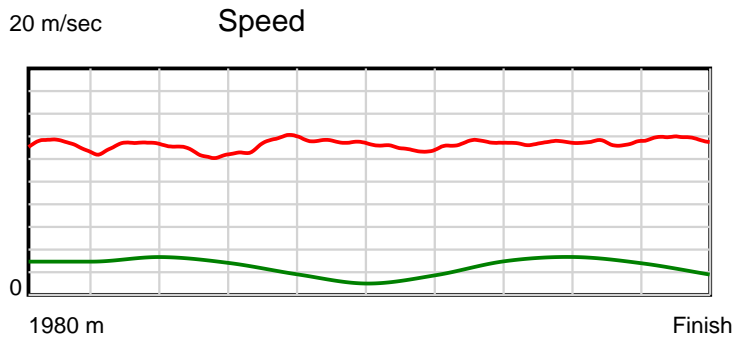
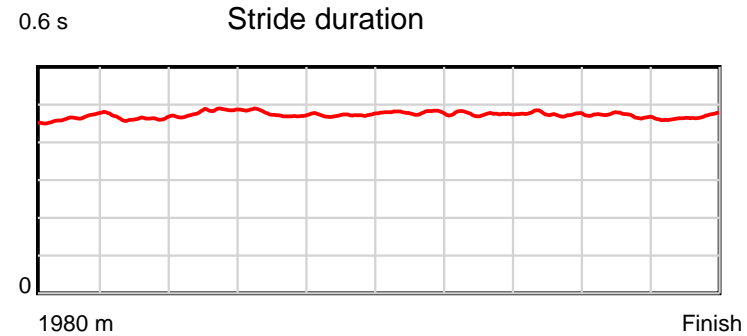
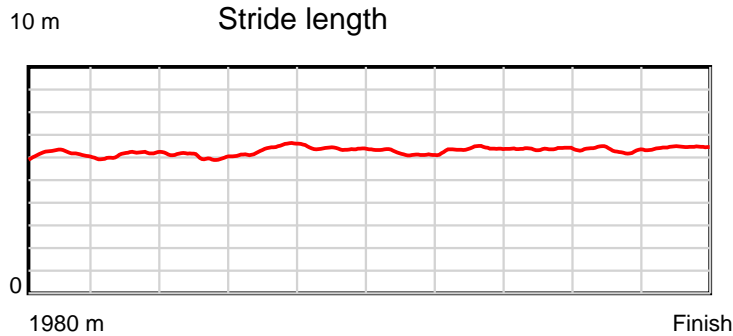
Disclaimer.

HRNZ and NZMTC and Thoroughbred Ratings Pty Ltd accepts no responsibility for the completeness or accuracy of any of the information contained herein, and makes no representations about its suitability for any particular purpose. Users should make their own judgements about those matters and/or seek independent advice. You assume all risks associated with use of the data provided on this page.

Race Results

August 04, 2024, Race 7, THANKS TO THE PEOPLE THAT KEEP OUR STABLES GOING MOBILE PACE, Distance 1980m, Addington - Survey 1980m

Result	TAB no.	Horse (Barrier)	1980 to	1800m to	1600m to	1400m to	1200m to	1000m to	800m to	600m to	400m to	200m to	Total or	Margin
7th	3	Ivona Dadic (3)	1800m	1600m	1400m	1200m	1000m	800m	600m	400m	200m	WP	Average	
		Position in running (margin)	-	7(9.2)	6(8.3)	7(5.4)	8(7.2)	7(6.0)	7(6.0)	8(6.2)	8(5.5)	9(6.4)		4.10
		Sectional time (s)	13.78	15.24	15.84	15.01	14.83	15.67	14.94	14.93	14.77	14.57		
		Cumulative time (s)	149.58	135.80	120.56	104.72	89.71	74.88	59.21	44.27	29.34	14.57	2:29.58	
		Speed (m/s)	13.06	13.12	12.63	13.32	13.49	12.76	13.39	13.40	13.54	13.73	13.24	
		Stride length (m)	6.08	6.09	6.07	6.34	6.37	6.11	6.37	6.36	6.38	6.41	6.26	
		Stride duration (s)	0.465	0.464	0.481	0.476	0.473	0.479	0.476	0.475	0.471	0.467	0.473	
		Stride efficiency (%)	57.81	58.03	57.60	62.73	63.47	58.34	63.36	63.23	63.64	64.15	61.18	
		Stride count	29.59	32.82	32.94	31.57	31.38	32.73	31.41	31.44	31.34	31.21	316.43	



Note: Horizontal distance axis grid lines are 200m furlongs.

Disclaimer.

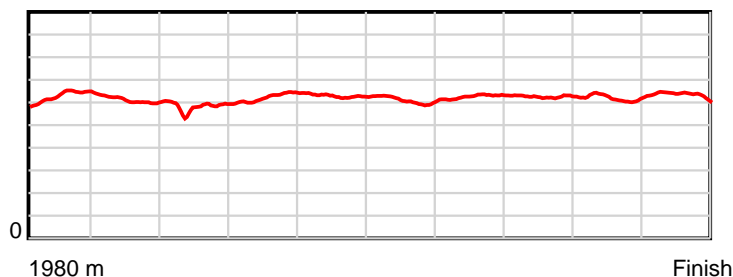
HRNZ and NZMTC and Thoroughbred Ratings Pty Ltd accepts no responsibility for the completeness or accuracy of any of the information contained herein, and makes no representations about its suitability for any particular purpose. Users should make their own judgements about those matters and/or seek independent advice. You assume all risks associated with use of the data provided on this page.

Race Results

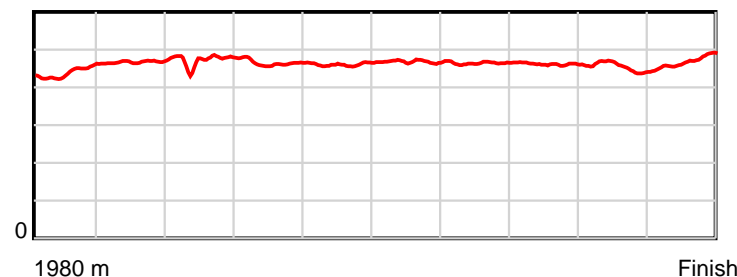
August 04, 2024, Race 7, THANKS TO THE PEOPLE THAT KEEP OUR STABLES GOING MOBILE PACE, Distance 1980m, Addington - Survey 1980m

Result	TAB no.	Horse (Barrier)	1980 to	1800m to	1600m to	1400m to	1200m to	1000m to	800m to	600m to	400m to	200m to	Total or	Margin
8th	10	Gotta Elect Bi... (10)	1800m	1600m	1400m	1200m	1000m	800m	600m	400m	200m	WP	Average	
		Position in running (margin)	-	4(4.4)	3(4.8)	4(3.5)	6(5.1)	5(4.1)	5(4.0)	5(4.2)	7(4.1)	6(3.9)		4.40
		Sectional time (s)	13.08	15.47	16.11	14.97	14.87	15.64	14.94	15.04	14.56	14.95		
		Cumulative time (s)	149.63	136.55	121.08	104.97	90.00	75.13	59.49	44.55	29.51	14.95	2:29.63	
		Speed (m/s)	13.76	12.93	12.41	13.36	13.45	12.79	13.39	13.30	13.74	13.38	13.23	
		Stride length (m)	6.27	6.04	5.85	6.21	6.19	5.98	6.21	6.13	6.22	6.29	6.13	
		Stride duration (s)	0.440	0.467	0.471	0.465	0.460	0.468	0.464	0.461	0.453	0.470	0.464	
		Stride efficiency (%)	61.45	57.06	53.44	60.23	59.79	55.92	60.19	58.77	60.54	61.78	58.81	
		Stride count	28.70	33.10	34.20	32.21	32.33	33.43	32.23	32.61	32.13	31.81	322.75	

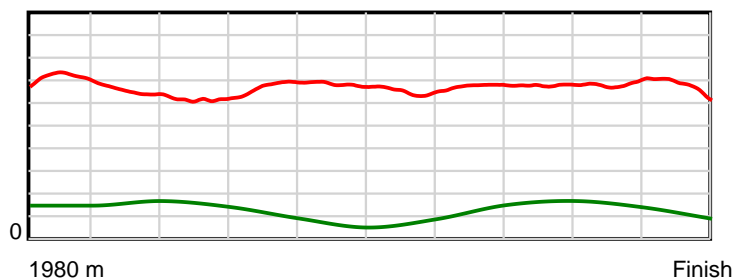
10 m Stride length



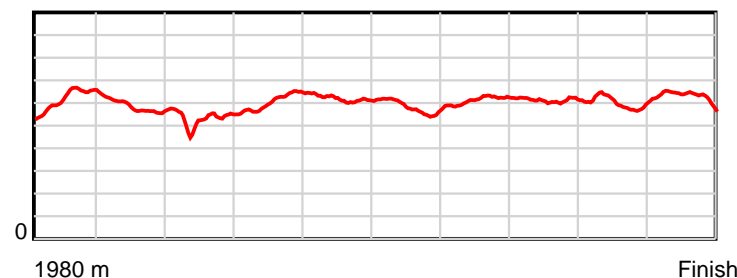
0.6 s Stride duration



20 m/sec Speed



100 % Stride efficiency



Note: Horizontal distance axis grid lines are 200m furlongs.

Disclaimer.

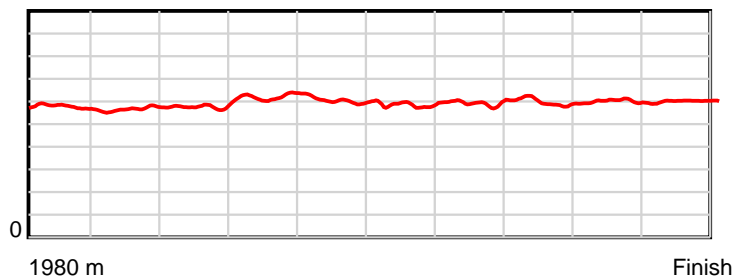
HRNZ and NZMTC and Thoroughbred Ratings Pty Ltd accepts no responsibility for the completeness or accuracy of any of the information contained herein, and makes no representations about its suitability for any particular purpose. Users should make their own judgements about those matters and/or seek independent advice. You assume all risks associated with use of the data provided on this page.

Race Results

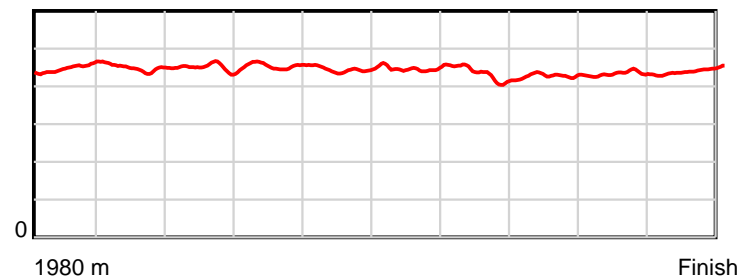
August 04, 2024, Race 7, THANKS TO THE PEOPLE THAT KEEP OUR STABLES GOING MOBILE PACE, Distance 1980m, Addington - Survey 1980m

Result	TAB no.	Horse (Barrier)	1980 to	1800m to	1600m to	1400m to	1200m to	1000m to	800m to	600m to	400m to	200m to	Total or	Margin
9th	8	Verlander (8)	1800m	1600m	1400m	1200m	1000m	800m	600m	400m	200m	WP	Average	
		Position in running (margin)	-	10(11.2)	10(15.6)	10(10.8)	10(10.2)	10(10.7)	10(11.3)	10(8.7)	11(7.4)	11(7.1)		6.10
		Sectional time (s)	14.17	16.12	15.54	14.60	15.12	15.77	14.46	14.84	14.57	14.76		
		Cumulative time (s)	149.95	135.78	119.66	104.12	89.52	74.40	58.63	44.17	29.33	14.76	2:29.95	
		Speed (m/s)	12.70	12.41	12.87	13.70	13.23	12.68	13.83	13.48	13.73	13.55	13.20	
		Stride length (m)	5.76	5.57	5.79	6.23	5.88	5.68	5.95	5.78	5.95	5.99	5.85	
		Stride duration (s)	0.449	0.449	0.450	0.455	0.444	0.447	0.430	0.429	0.433	0.442	0.443	
		Stride efficiency (%)	51.76	48.54	52.38	60.59	53.97	50.34	55.36	52.23	55.28	55.97	53.51	
		Stride count	31.28	35.89	34.55	32.12	34.03	35.24	33.60	34.59	33.63	33.42	338.35	

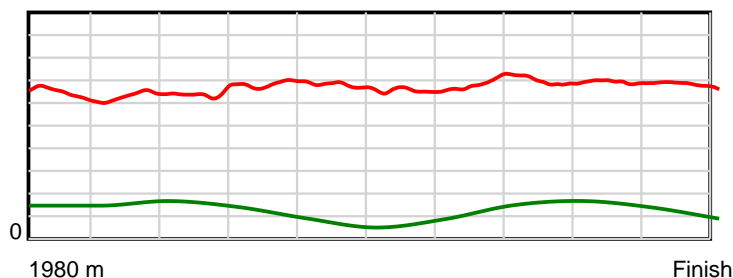
10 m Stride length



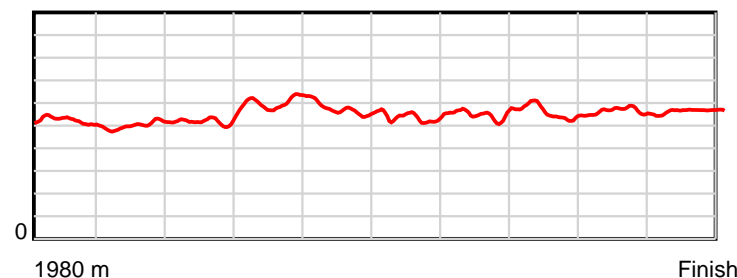
0.6 s Stride duration



20 m/sec Speed



100 % Stride efficiency



Note: Horizontal distance axis grid lines are 200m furlongs.

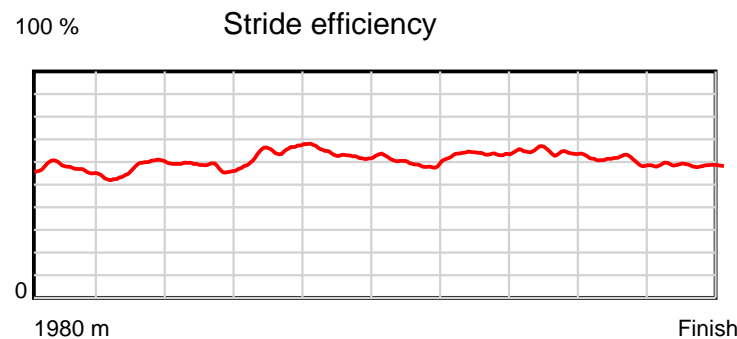
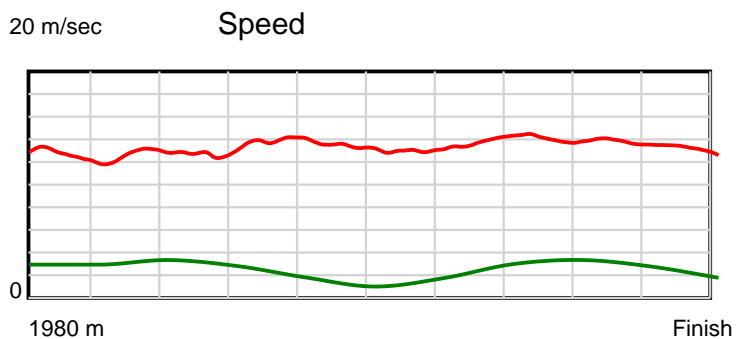
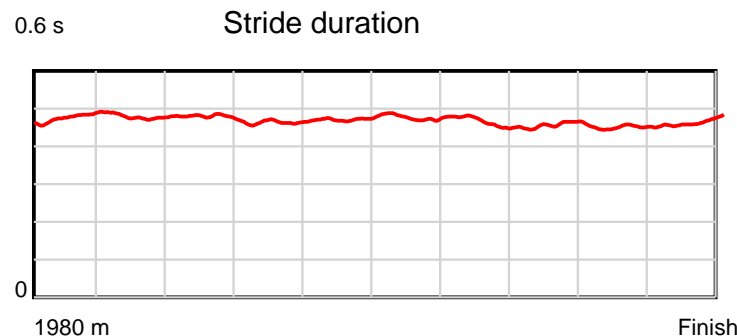
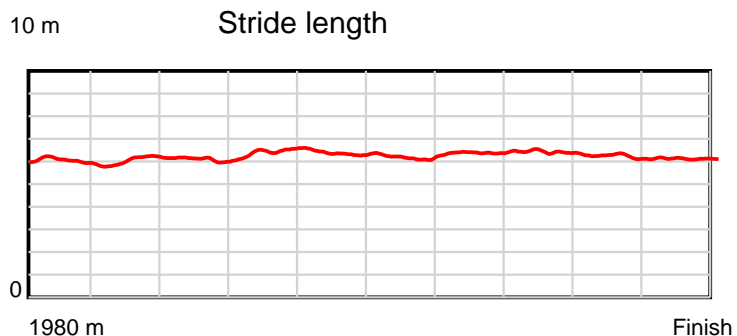
Disclaimer.

HRNZ and NZMTC and Thoroughbred Ratings Pty Ltd accepts no responsibility for the completeness or accuracy of any of the information contained herein, and makes no representations about its suitability for any particular purpose. Users should make their own judgements about those matters and/or seek independent advice. You assume all risks associated with use of the data provided on this page.

Race Results

August 04, 2024, Race 7, THANKS TO THE PEOPLE THAT KEEP OUR STABLES GOING MOBILE PACE, Distance 1980m, Addington - Survey 1980m

Result	TAB no.	Horse (Barrier)	1980 to 1800m	1800m to 1600m	1600m to 1400m	1400m to 1200m	1200m to 1000m	1000m to 800m	800m to 600m	600m to 400m	400m to 200m	200m to WP	Total or Average	Margin
10th	9	Americano (9)												
		Position in running (margin)	-	11(12.5)	11(17.8)	11(14.4)	11(12.2)	11(13.0)	11(13.3)	11(10.2)	10(7.2)	10(6.9)		8.60
		Sectional time (s)	14.39	16.29	15.76	14.34	15.17	15.71	14.39	14.56	14.56	15.24		
		Cumulative time (s)	150.41	136.02	119.73	103.97	89.63	74.46	58.75	44.36	29.80	15.24	2:30.41	
		Speed (m/s)	12.51	12.28	12.69	13.95	13.18	12.73	13.90	13.74	13.74	13.12	13.16	
		Stride length (m)	6.01	5.88	6.09	6.46	6.23	6.06	6.44	6.27	6.19	6.11	6.17	
		Stride duration (s)	0.477	0.479	0.479	0.463	0.472	0.476	0.464	0.456	0.450	0.465	0.469	
		Stride efficiency (%)	56.45	54.00	57.87	65.14	60.62	57.48	64.87	61.37	59.84	58.34	59.49	
		Stride count	29.95	34.02	32.86	30.98	32.11	32.98	31.04	31.92	32.32	32.73	320.91	



Note: Horizontal distance axis grid lines are 200m furlongs.

Disclaimer.

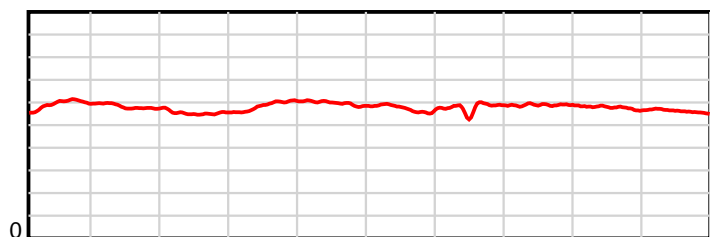
HRNZ and NZMTC and Thoroughbred Ratings Pty Ltd accepts no responsibility for the completeness or accuracy of any of the information contained herein, and makes no representations about its suitability for any particular purpose. Users should make their own judgements about those matters and/or seek independent advice. You assume all risks associated with use of the data provided on this page.

Race Results

August 04, 2024, Race 7, THANKS TO THE PEOPLE THAT KEEP OUR STABLES GOING MOBILE PACE, Distance 1980m, Addington - Survey 1980m

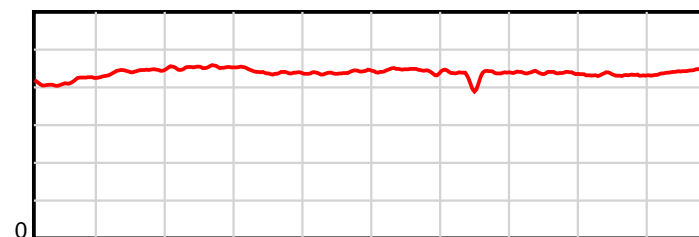
Result	TAB no.	Horse (Barrier)	1980 to	1800m to	1600m to	1400m to	1200m to	1000m to	800m to	600m to	400m to	200m to	Total or	Margin
11th	1	Vrilo (1)	1800m	1600m	1400m	1200m	1000m	800m	600m	400m	200m	WP	Average	
		Position in running (margin)	-	3(2.5)	2(2.1)	2(1.1)	4(2.9)	3(1.5)	3(1.7)	3(2.0)	3(1.5)	5(3.2)		9.90
		Sectional time (s)	12.82	15.32	16.17	15.02	14.79	15.70	14.96	14.95	14.90	16.02		
		Cumulative time (s)	150.65	137.83	122.51	106.34	91.32	76.53	60.83	45.87	30.92	16.02	2:30.65	
		Speed (m/s)	14.04	13.05	12.37	13.32	13.52	12.74	13.37	13.38	13.42	12.48	13.14	
		Stride length (m)	5.89	5.79	5.60	5.87	5.94	5.67	5.76	5.87	5.80	5.61	5.78	
		Stride duration (s)	0.415	0.444	0.453	0.441	0.439	0.445	0.431	0.439	0.432	0.450	0.439	
		Stride efficiency (%)	54.20	52.41	49.00	53.79	55.21	50.20	51.89	53.78	52.51	49.18	52.14	
		Stride count	30.56	34.53	35.72	34.09	33.65	35.29	34.71	34.09	34.50	35.65	342.79	

10 m Stride length



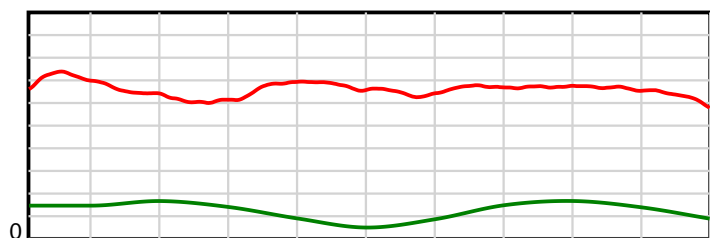
1980 m Finish

0.6 s Stride duration



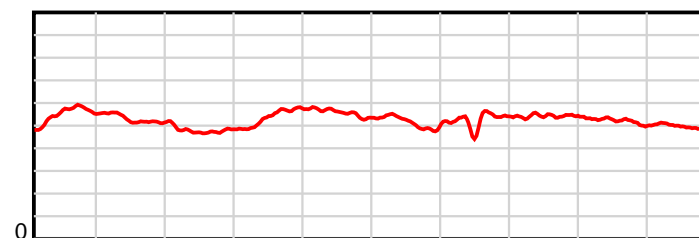
1980 m Finish

20 m/sec Speed



1980 m Finish

100 % Stride efficiency



1980 m Finish

Note: Horizontal distance axis grid lines are 200m furlongs.

Disclaimer.

HRNZ and NZMTC and Thoroughbred Ratings Pty Ltd accepts no responsibility for the completeness or accuracy of any of the information contained herein, and makes no representations about its suitability for any particular purpose. Users should make their own judgements about those matters and/or seek independent advice. You assume all risks associated with use of the data provided on this page.