



Race Results

NZ Metropolitan Trotting Club Inc, HRNZ, August 16, 2024

Compilation date: August 16, 2024, 8:22:43 PM (NZST)

Copyright © 2024 HRNZ and NZMTC. All rights reserved.

Trademarks.

StrideMASTER is a registered trademark of Thoroughbred Ratings Pty Ltd.

Disclaimer.

HRNZ and NZMTC and Thoroughbred Ratings Pty Ltd accepts no responsibility for the completeness or accuracy of any of the information contained herein, and makes no representations about its suitability for any particular purpose. Users should make their own judgements about those matters and/or seek independent advice. You assume all risks associated with use of the data provided on this page.



Race Results



August 16, 2024, Race 7, SHOW DAY SLOT RACES ON SALE NOW MOBILE PACE, Distance 2600m, Addington - Survey 3200m

Result	TAB no.	Horse (Barrier)	2600 to	2400m to
1st	5	Mr Kaplan (5)	2400m	2200m
		Position in running (margin)	-	2(0.1)
		Sectional time (s)	13.22	15.40
		Cumulative time (s)	197.85	184.63
		Speed (m/s)	15.12	12.99
		Stride length (m)	6.79	6.28
		Stride duration (s)	0.444	0.484
		Stride efficiency (%)	72.04	61.64
		Stride count	29.46	31.84

Disclaimer.

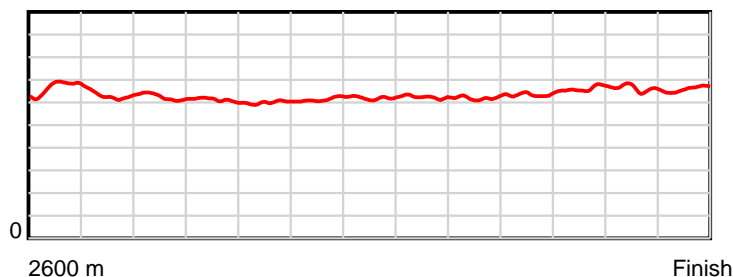
HRNZ and NZMTC and Thoroughbred Ratings Pty Ltd accepts no responsibility for the completeness or accuracy of any of the information contained herein, and makes no representations about its suitability for any particular purpose. Users should make their own judgements about those matters and/or seek independent advice. You assume all risks associated with use of the data provided on this page.

Race Results

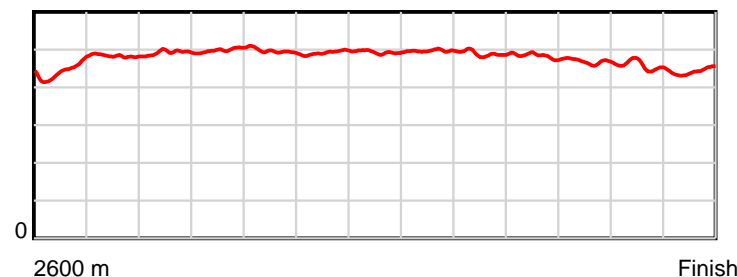
August 16, 2024, Race 7, SHOW DAY SLOT RACES ON SALE NOW MOBILE PACE, Distance 2600m, Addington - Survey 3200m

Result	TAB no.	Horse (Barrier)	2200m to	2000m to	1800m to	1600m to	1400m to	1200m to	1000m to	800m to	600m to	400m to	200m to	Total or	Margin
1st	5	Mr Kaplan (5)	2000m	1800m	1600m	1400m	1200m	1000m	800m	600m	400m	200m	WP	Average	
		Position in running (margin)	3(2.0)	3(4.2)	3(4.0)	3(4.1)	3(4.2)	4(4.1)	5(3.8)	5(3.7)	5(3.6)	5(3.6)	5(3.3)		0.00
		Sectional time (s)	15.68	16.30	16.67	16.19	15.89	15.90	15.67	15.24	14.28	14.02	13.39		
		Cumulative time (s)	169.23	153.55	137.25	120.58	104.39	88.50	72.60	56.93	41.69	27.41	13.39	3:17.85	
		Speed (m/s)	12.76	12.27	12.00	12.35	12.59	12.58	12.76	13.12	14.01	14.27	14.94	13.14	
		Stride length (m)	6.28	6.12	5.96	6.07	6.21	6.25	6.24	6.34	6.57	6.54	6.61	6.32	
		Stride duration (s)	0.492	0.499	0.497	0.492	0.493	0.497	0.489	0.484	0.469	0.458	0.443	0.481	
		Stride efficiency (%)	61.60	58.51	55.55	57.65	60.23	61.07	60.90	62.89	67.39	66.75	68.37	62.42	
		Stride count	31.85	32.68	33.54	32.93	32.22	31.99	32.04	31.53	30.46	30.60	30.24	411.38	

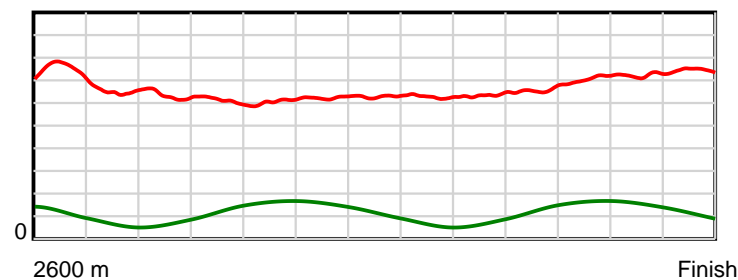
10 m Stride length



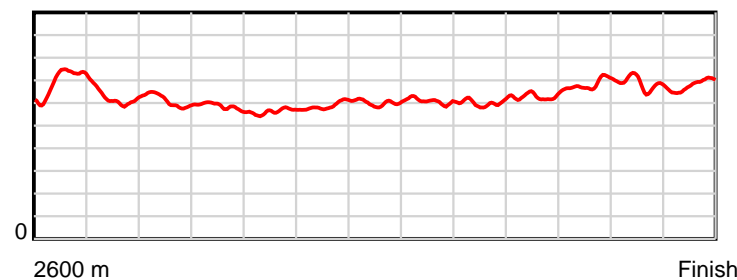
0.6 s Stride duration



20 m/sec Speed



100 % Stride efficiency



Note: Horizontal distance axis grid lines are 200m furlongs.

Disclaimer.

HRNZ and NZMTC and Thoroughbred Ratings Pty Ltd accepts no responsibility for the completeness or accuracy of any of the information contained herein, and makes no representations about its suitability for any particular purpose. Users should make their own judgements about those matters and/or seek independent advice. You assume all risks associated with use of the data provided on this page.



Race Results



August 16, 2024, Race 7, SHOW DAY SLOT RACES ON SALE NOW MOBILE PACE, Distance 2600m, Addington - Survey 3200m

Result	TAB no.	Horse (Barrier)	2600 to	2400m to
2nd	7	Black Mach (7)	2400m	2200m
		Position in running (margin)	-	4(2.0)
		Sectional time (s)	13.47	14.74
		Cumulative time (s)	197.90	184.43
		Speed (m/s)	14.84	13.57
		Stride length (m)	6.80	6.48
		Stride duration (s)	0.454	0.477
		Stride efficiency (%)	72.31	65.53
		Stride count	29.40	30.88

Disclaimer.

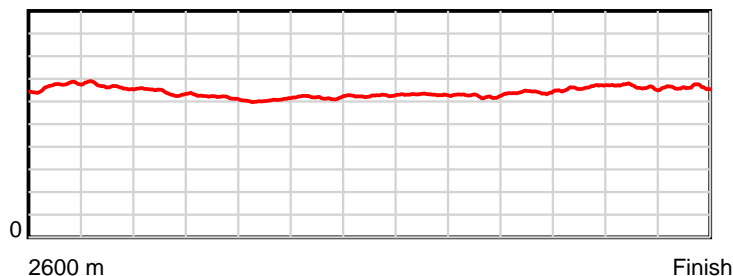
HRNZ and NZMTC and Thoroughbred Ratings Pty Ltd accepts no responsibility for the completeness or accuracy of any of the information contained herein, and makes no representations about its suitability for any particular purpose. Users should make their own judgements about those matters and/or seek independent advice. You assume all risks associated with use of the data provided on this page.

Race Results

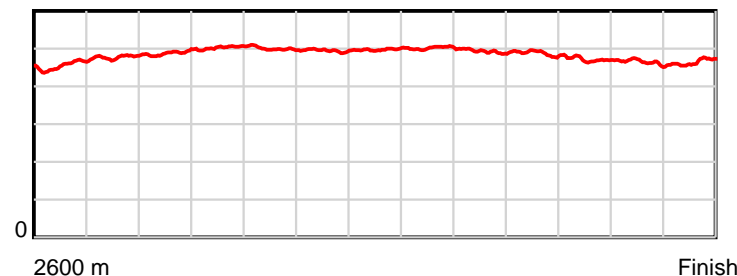
August 16, 2024, Race 7, SHOW DAY SLOT RACES ON SALE NOW MOBILE PACE, Distance 2600m, Addington - Survey 3200m

Result	TAB no.	Horse (Barrier)	2200m to	2000m to	1800m to	1600m to	1400m to	1200m to	1000m to	800m to	600m to	400m to	200m to	Total or	Margin
2nd	7	Black Mach (7)	2000m	1800m	1600m	1400m	1200m	1000m	800m	600m	400m	200m	WP	Average	
		Position in running (margin)	1(0.0)	1(0.0)	1(0.0)	1(0.0)	1(0.0)	1(0.0)	1(0.0)	1(0.0)	1(0.0)	1(0.0)	2(0.0)		0.30
		Sectional time (s)	15.32	16.33	16.65	16.17	15.91	15.96	15.69	15.26	14.28	14.07	14.05		
		Cumulative time (s)	169.69	154.37	138.04	121.39	105.22	89.31	73.35	57.66	42.40	28.12	14.05	3:17.90	
		Speed (m/s)	13.05	12.25	12.01	12.37	12.57	12.53	12.75	13.11	14.01	14.21	14.23	13.14	
		Stride length (m)	6.37	6.14	6.00	6.12	6.25	6.27	6.27	6.39	6.58	6.58	6.61	6.37	
		Stride duration (s)	0.488	0.502	0.499	0.495	0.497	0.501	0.492	0.487	0.470	0.463	0.465	0.485	
		Stride efficiency (%)	63.41	58.97	56.25	58.54	61.11	61.53	61.49	63.76	67.69	67.59	68.36	63.36	
		Stride count	31.40	32.56	33.33	32.68	31.98	31.87	31.88	31.31	30.39	30.41	30.24	408.33	

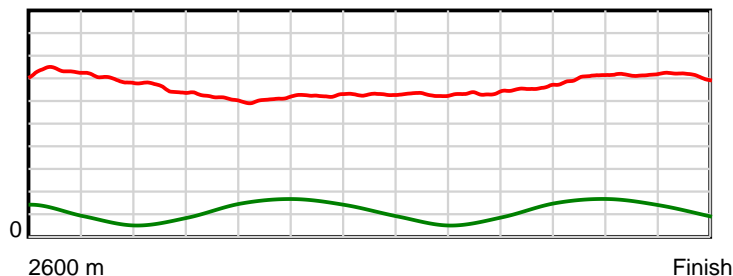
10 m Stride length



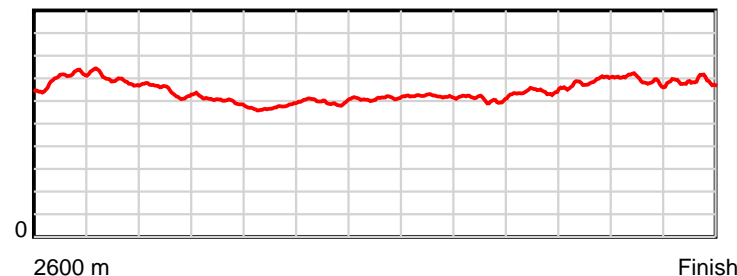
0.6 s Stride duration



20 m/sec Speed



100 % Stride efficiency



Note: Horizontal distance axis grid lines are 200m furlongs.

Disclaimer.

HRNZ and NZMTC and Thoroughbred Ratings Pty Ltd accepts no responsibility for the completeness or accuracy of any of the information contained herein, and makes no representations about its suitability for any particular purpose. Users should make their own judgements about those matters and/or seek independent advice. You assume all risks associated with use of the data provided on this page.



Race Results



August 16, 2024, Race 7, SHOW DAY SLOT RACES ON SALE NOW MOBILE PACE, Distance 2600m, Addington - Survey 3200m

Result	TAB no.	Horse (Barrier)	2600 to	2400m to
3rd	6	Ferneti (6)	2400m	2200m
		Position in running (margin)	-	1(0.0)
		Sectional time (s)	13.14	15.25
		Cumulative time (s)	197.90	184.76
		Speed (m/s)	15.22	13.11
		Stride length (m)	6.42	5.95
		Stride duration (s)	0.418	0.454
		Stride efficiency (%)	64.43	55.31
		Stride count	31.15	33.62

Disclaimer.

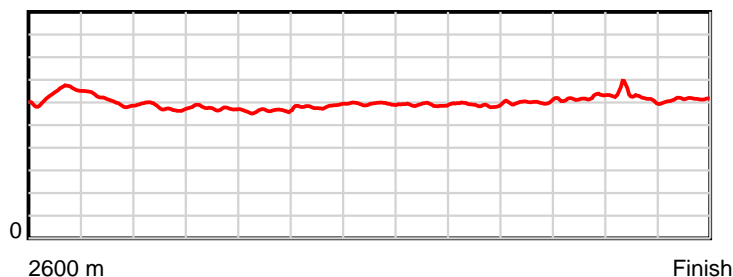
HRNZ and NZMTC and Thoroughbred Ratings Pty Ltd accepts no responsibility for the completeness or accuracy of any of the information contained herein, and makes no representations about its suitability for any particular purpose. Users should make their own judgements about those matters and/or seek independent advice. You assume all risks associated with use of the data provided on this page.

Race Results

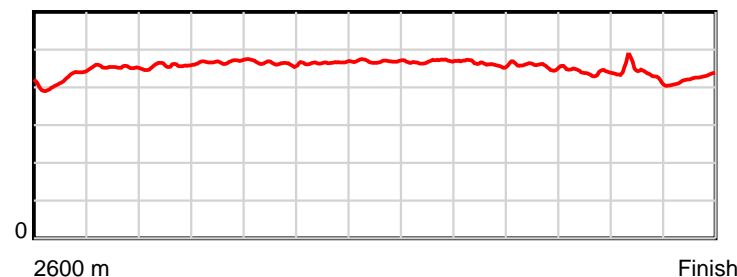
August 16, 2024, Race 7, SHOW DAY SLOT RACES ON SALE NOW MOBILE PACE, Distance 2600m, Addington - Survey 3200m

Result	TAB no.	Horse (Barrier)	2200m to	2000m to	1800m to	1600m to	1400m to	1200m to	1000m to	800m to	600m to	400m to	200m to	Total or	Margin
3rd	6	Ferneti (6)	2000m	1800m	1600m	1400m	1200m	1000m	800m	600m	400m	200m	WP	Average	
		Position in running (margin)	2(1.0)	2(2.6)	2(2.2)	2(2.1)	2(2.5)	2(2.4)	3(2.1)	3(1.8)	3(1.8)	3(1.9)	4(2.0)		0.30
		Sectional time (s)	15.58	16.27	16.62	16.24	15.90	15.91	15.64	15.25	14.31	14.08	13.71		
		Cumulative time (s)	169.51	153.93	137.66	121.04	104.80	88.90	72.99	57.35	42.10	27.79	13.71	3:17.90	
		Speed (m/s)	12.84	12.29	12.03	12.32	12.58	12.57	12.79	13.11	13.98	14.20	14.59	13.14	
		Stride length (m)	5.86	5.75	5.58	5.71	5.90	5.88	5.91	6.00	6.15	6.18	6.18	5.95	
		Stride duration (s)	0.456	0.468	0.464	0.464	0.469	0.468	0.462	0.458	0.440	0.435	0.424	0.453	
		Stride efficiency (%)	53.64	51.64	48.70	51.02	54.36	54.12	54.61	56.33	59.11	59.75	59.71	55.38	
		Stride count	34.14	34.79	35.82	35.00	33.91	33.98	33.83	33.31	32.52	32.34	32.35	436.76	

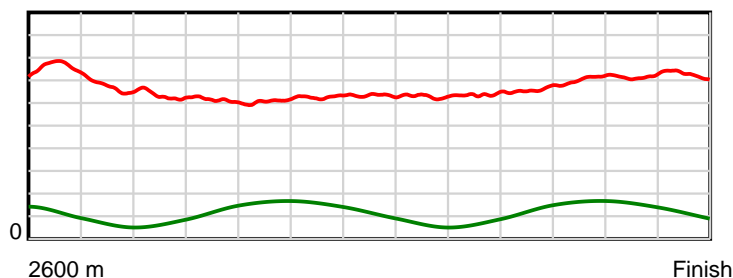
10 m Stride length



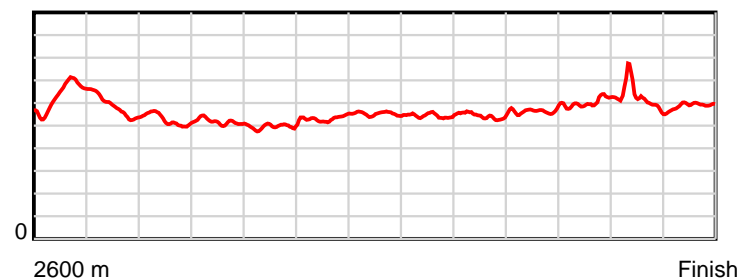
0.6 s Stride duration



20 m/sec Speed



100 % Stride efficiency



Note: Horizontal distance axis grid lines are 200m furlongs.

Disclaimer.

HRNZ and NZMTC and Thoroughbred Ratings Pty Ltd accepts no responsibility for the completeness or accuracy of any of the information contained herein, and makes no representations about its suitability for any particular purpose. Users should make their own judgements about those matters and/or seek independent advice. You assume all risks associated with use of the data provided on this page.



Race Results



August 16, 2024, Race 7, SHOW DAY SLOT RACES ON SALE NOW MOBILE PACE, Distance 2600m, Addington - Survey 3200m

Result	TAB no.	Horse (Barrier)	2600 to	2400m to
4th	2	Warloch (2)	2400m	2200m
		Position in running (margin)	-	6(5.0)
		Sectional time (s)	14.06	15.53
		Cumulative time (s)	197.95	183.89
		Speed (m/s)	14.22	12.88
		Stride length (m)	6.23	5.93
		Stride duration (s)	0.427	0.460
		Stride efficiency (%)	60.71	54.87
		Stride count	32.09	33.75

Disclaimer.

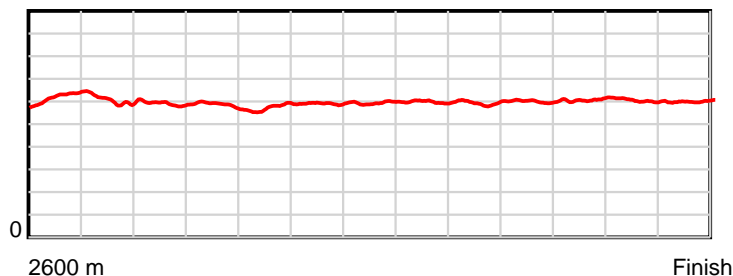
HRNZ and NZMTC and Thoroughbred Ratings Pty Ltd accepts no responsibility for the completeness or accuracy of any of the information contained herein, and makes no representations about its suitability for any particular purpose. Users should make their own judgements about those matters and/or seek independent advice. You assume all risks associated with use of the data provided on this page.

Race Results

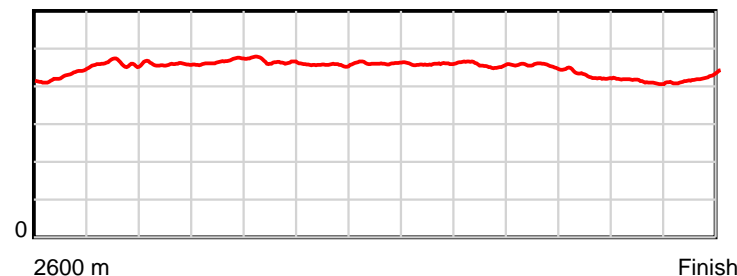
August 16, 2024, Race 7, SHOW DAY SLOT RACES ON SALE NOW MOBILE PACE, Distance 2600m, Addington - Survey 3200m

Result	TAB no.	Horse (Barrier)	2200m to	2000m to	1800m to	1600m to	1400m to	1200m to	1000m to	800m to	600m to	400m to	200m to	Total or	Margin
4th	2	Warloch (2)	2000m	1800m	1600m	1400m	1200m	1000m	800m	600m	400m	200m	WP	Average	
		Position in running (margin)	6(7.7)	6(10.5)	5(8.3)	5(8.1)	5(6.0)	3(4.0)	2(2.0)	2(0.9)	2(0.3)	2(0.5)	1(0.0)		0.60
		Sectional time (s)	15.78	15.97	16.60	15.84	15.58	15.62	15.50	15.17	14.32	13.98	14.00		
		Cumulative time (s)	168.36	152.58	136.61	120.01	104.17	88.59	72.97	57.47	42.30	27.98	14.00	3:17.95	
		Speed (m/s)	12.67	12.52	12.05	12.63	12.84	12.80	12.90	13.18	13.97	14.31	14.29	13.13	
		Stride length (m)	5.82	5.84	5.62	5.77	5.93	5.88	5.89	5.99	5.98	5.90	6.03	5.91	
		Stride duration (s)	0.459	0.466	0.467	0.457	0.462	0.459	0.457	0.454	0.428	0.413	0.422	0.450	
		Stride efficiency (%)	52.87	53.36	49.39	52.03	54.88	53.96	54.29	56.08	55.93	54.42	56.82	54.50	
		Stride count	34.39	34.23	35.57	34.66	33.75	34.03	33.93	33.38	33.43	33.89	33.17	440.27	

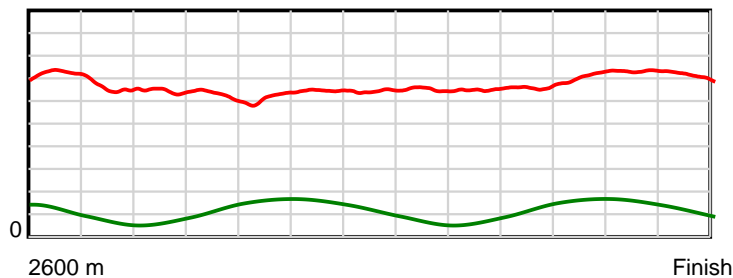
10 m Stride length



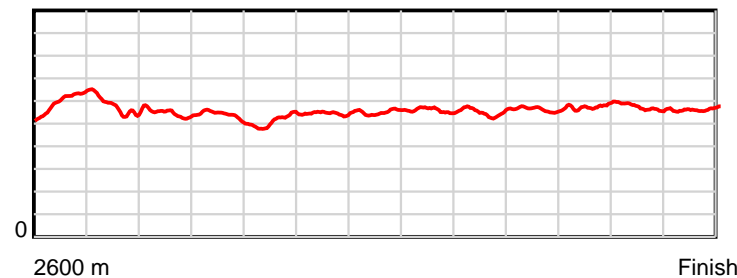
0.6 s Stride duration



20 m/sec Speed



100 % Stride efficiency



Note: Horizontal distance axis grid lines are 200m furlongs.

Disclaimer.

HRNZ and NZMTC and Thoroughbred Ratings Pty Ltd accepts no responsibility for the completeness or accuracy of any of the information contained herein, and makes no representations about its suitability for any particular purpose. Users should make their own judgements about those matters and/or seek independent advice. You assume all risks associated with use of the data provided on this page.



Race Results



August 16, 2024, Race 7, SHOW DAY SLOT RACES ON SALE NOW MOBILE PACE, Distance 2600m, Addington - Survey 3200m

Result	TAB no.	Horse (Barrier)	2600 to	2400m to
5th	4	Molly Belwin (4)	2400m	2200m
		Position in running (margin)	-	7(6.1)
		Sectional time (s)	14.19	15.70
		Cumulative time (s)	198.27	184.08
		Speed (m/s)	14.09	12.74
		Stride length (m)	5.82	5.48
		Stride duration (s)	0.409	0.430
		Stride efficiency (%)	53.01	46.97
		Stride count	34.34	36.48

Disclaimer.

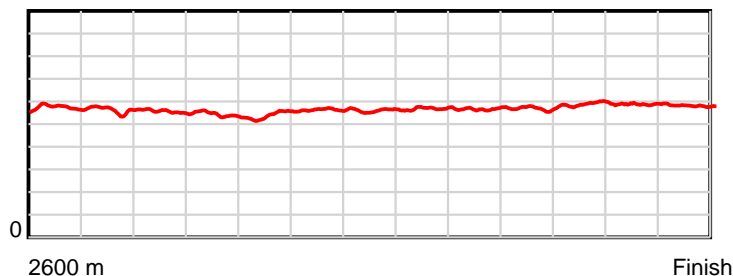
HRNZ and NZMTC and Thoroughbred Ratings Pty Ltd accepts no responsibility for the completeness or accuracy of any of the information contained herein, and makes no representations about its suitability for any particular purpose. Users should make their own judgements about those matters and/or seek independent advice. You assume all risks associated with use of the data provided on this page.

Race Results

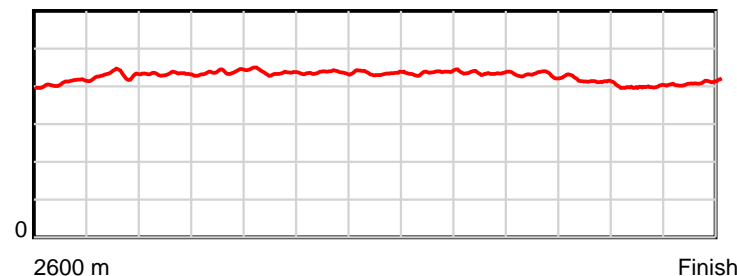
August 16, 2024, Race 7, SHOW DAY SLOT RACES ON SALE NOW MOBILE PACE, Distance 2600m, Addington - Survey 3200m

Result	TAB no.	Horse (Barrier)	2200m to	2000m to	1800m to	1600m to	1400m to	1200m to	1000m to	800m to	600m to	400m to	200m to	Total or	Margin
5th	4	Molly Belwin (4)	2000m	1800m	1600m	1400m	1200m	1000m	800m	600m	400m	200m	WP	Average	
		Position in running (margin)	7(9.8)	7(11.4)	7(10.3)	7(10.1)	6(8.2)	5(5.8)	4(3.7)	4(2.8)	4(2.1)	4(2.6)	3(1.8)		2.30
		Sectional time (s)	15.59	16.16	16.61	15.86	15.50	15.61	15.54	15.14	14.36	13.94	14.07		
		Cumulative time (s)	168.38	152.79	136.63	120.02	104.16	88.66	73.05	57.51	42.37	28.01	14.07	3:18.27	
		Speed (m/s)	12.83	12.38	12.04	12.61	12.90	12.81	12.87	13.21	13.93	14.35	14.21	13.11	
		Stride length (m)	5.55	5.42	5.27	5.50	5.62	5.60	5.60	5.68	5.78	5.71	5.82	5.60	
		Stride duration (s)	0.433	0.438	0.438	0.436	0.435	0.437	0.435	0.430	0.415	0.398	0.409	0.427	
		Stride efficiency (%)	48.17	45.90	43.48	47.29	49.35	48.92	48.98	50.46	52.25	50.99	52.90	49.02	
		Stride count	36.02	36.90	37.91	36.35	35.59	35.75	35.72	35.19	34.59	35.01	34.38	464.23	

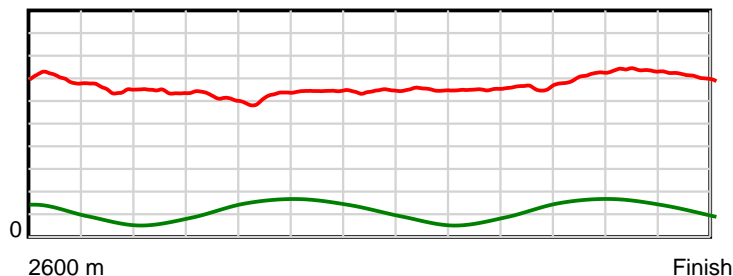
10 m Stride length



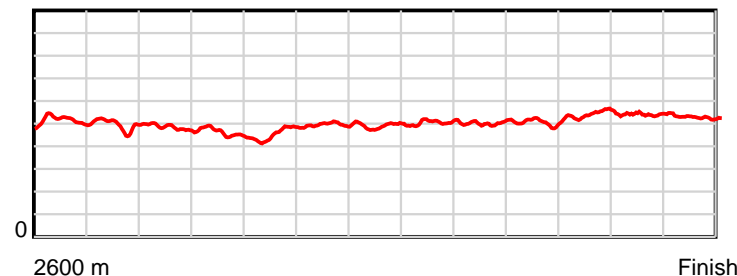
0.6 s Stride duration



20 m/sec Speed



100 % Stride efficiency



Note: Horizontal distance axis grid lines are 200m furlongs.

Disclaimer.

HRNZ and NZMTC and Thoroughbred Ratings Pty Ltd accepts no responsibility for the completeness or accuracy of any of the information contained herein, and makes no representations about its suitability for any particular purpose. Users should make their own judgements about those matters and/or seek independent advice. You assume all risks associated with use of the data provided on this page.



Race Results



August 16, 2024, Race 7, SHOW DAY SLOT RACES ON SALE NOW MOBILE PACE, Distance 2600m, Addington - Survey 3200m

Result	TAB no.	Horse (Barrier)	2600 to	2400m to
6th	1	Lone Wolf (1)	2400m	2200m
		Position in running (margin)	-	5(4.4)
		Sectional time (s)	14.02	15.60
		Cumulative time (s)	198.61	184.59
		Speed (m/s)	14.26	12.82
		Stride length (m)	6.77	6.47
		Stride duration (s)	0.463	0.505
		Stride efficiency (%)	71.62	65.35
		Stride count	29.54	30.93

Disclaimer.

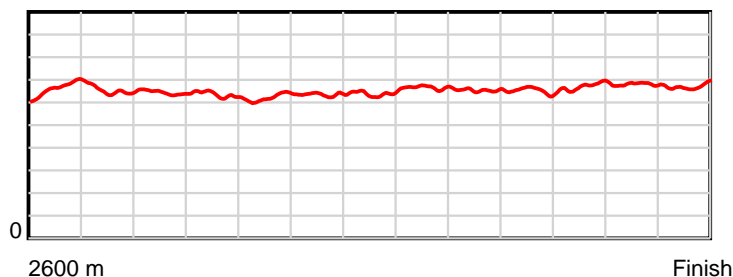
HRNZ and NZMTC and Thoroughbred Ratings Pty Ltd accepts no responsibility for the completeness or accuracy of any of the information contained herein, and makes no representations about its suitability for any particular purpose. Users should make their own judgements about those matters and/or seek independent advice. You assume all risks associated with use of the data provided on this page.

Race Results

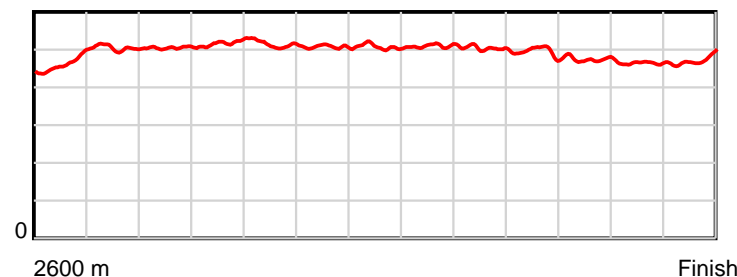
August 16, 2024, Race 7, SHOW DAY SLOT RACES ON SALE NOW MOBILE PACE, Distance 2600m, Addington - Survey 3200m

Result	TAB no.	Horse (Barrier)	2200m to	2000m to	1800m to	1600m to	1400m to	1200m to	1000m to	800m to	600m to	400m to	200m to	Total or	Margin
6th	1	Lone Wolf (1)	2000m	1800m	1600m	1400m	1200m	1000m	800m	600m	400m	200m	WP	Average	
		Position in running (margin)	5(7.5)	5(9.1)	6(8.8)	6(8.9)	7(8.4)	7(8.0)	7(5.7)	6(4.7)	6(3.9)	6(4.2)	6(3.6)		4.10
		Sectional time (s)	15.58	16.28	16.67	16.09	15.85	15.57	15.53	15.12	14.32	13.98	14.00		
		Cumulative time (s)	168.99	153.41	137.13	120.46	104.37	88.52	72.95	57.42	42.30	27.98	14.00	3:18.61	
		Speed (m/s)	12.84	12.29	12.00	12.43	12.62	12.85	12.88	13.23	13.97	14.31	14.29	13.09	
		Stride length (m)	6.48	6.34	6.17	6.30	6.41	6.55	6.48	6.53	6.64	6.64	6.77	6.50	
		Stride duration (s)	0.505	0.516	0.514	0.507	0.508	0.510	0.503	0.493	0.475	0.464	0.474	0.496	
		Stride efficiency (%)	65.70	62.85	59.51	62.09	64.17	67.08	65.65	66.57	68.87	68.82	71.62	66.01	
		Stride count	30.84	31.54	32.41	31.73	31.21	30.53	30.86	30.64	30.13	30.14	29.54	400.04	

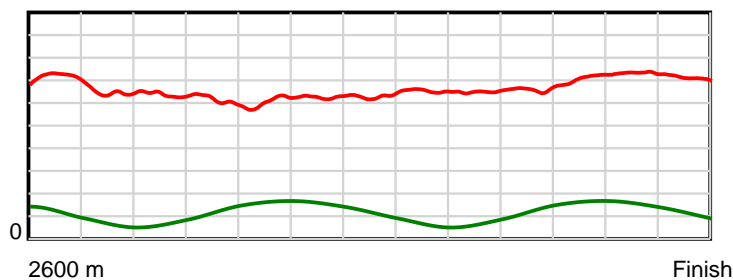
10 m Stride length



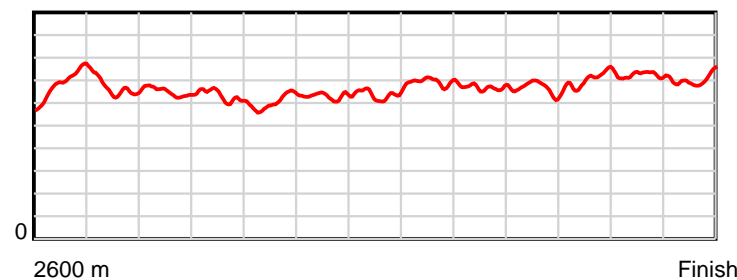
0.6 s Stride duration



20 m/sec Speed



100 % Stride efficiency



Note: Horizontal distance axis grid lines are 200m furlongs.

Disclaimer.

HRNZ and NZMTC and Thoroughbred Ratings Pty Ltd accepts no responsibility for the completeness or accuracy of any of the information contained herein, and makes no representations about its suitability for any particular purpose. Users should make their own judgements about those matters and/or seek independent advice. You assume all risks associated with use of the data provided on this page.



Race Results



August 16, 2024, Race 7, SHOW DAY SLOT RACES ON SALE NOW MOBILE PACE, Distance 2600m, Addington - Survey 3200m

Result	TAB no.	Horse (Barrier)	2600 to	2400m to
7th	3	Stephs Boy (3)	2400m	2200m
		Position in running (margin)	-	3(1.7)
		Sectional time (s)	13.33	15.46
		Cumulative time (s)	198.81	185.48
		Speed (m/s)	15.00	12.94
		Stride length (m)	6.48	6.01
		Stride duration (s)	0.432	0.465
		Stride efficiency (%)	65.59	56.53
		Stride count	30.87	33.25

Disclaimer.

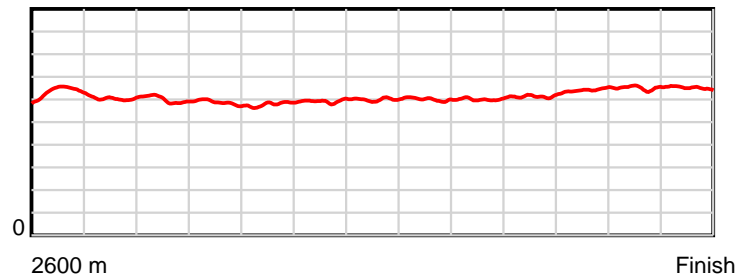
HRNZ and NZMTC and Thoroughbred Ratings Pty Ltd accepts no responsibility for the completeness or accuracy of any of the information contained herein, and makes no representations about its suitability for any particular purpose. Users should make their own judgements about those matters and/or seek independent advice. You assume all risks associated with use of the data provided on this page.

Race Results

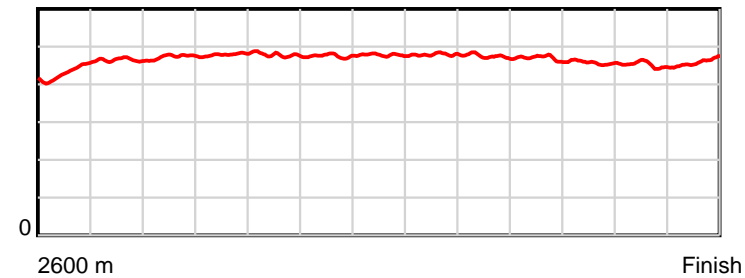
August 16, 2024, Race 7, SHOW DAY SLOT RACES ON SALE NOW MOBILE PACE, Distance 2600m, Addington - Survey 3200m

Result	TAB no.	Horse (Barrier)	2200m to	2000m to	1800m to	1600m to	1400m to	1200m to	1000m to	800m to	600m to	400m to	200m to	Total or	Margin
7th	3	Steps Boy (3)	2000m	1800m	1600m	1400m	1200m	1000m	800m	600m	400m	200m	WP	Average	
		Position in running (margin)	4(3.9)	4(6.3)	4(6.2)	4(5.8)	4(6.0)	6(5.9)	6(5.5)	7(5.5)	7(5.5)	7(5.4)	7(4.7)		5.20
		Sectional time (s)	15.71	16.32	16.58	16.20	15.89	15.89	15.69	15.26	14.27	13.95	14.26		
		Cumulative time (s)	170.02	154.31	137.99	121.41	105.21	89.32	73.43	57.74	42.48	28.21	14.26	3:18.81	
		Speed (m/s)	12.73	12.25	12.06	12.35	12.59	12.59	12.75	13.11	14.02	14.34	14.03	13.08	
		Stride length (m)	6.02	5.86	5.77	5.86	6.01	6.03	6.05	6.16	6.42	6.47	6.45	6.11	
		Stride duration (s)	0.473	0.479	0.479	0.475	0.478	0.479	0.475	0.470	0.458	0.451	0.460	0.468	
		Stride efficiency (%)	56.71	53.72	52.08	53.75	56.49	56.80	57.16	59.25	64.40	65.49	65.05	58.43	
		Stride count	33.20	34.11	34.65	34.10	33.27	33.17	33.07	32.48	31.15	30.89	31.00	425.21	

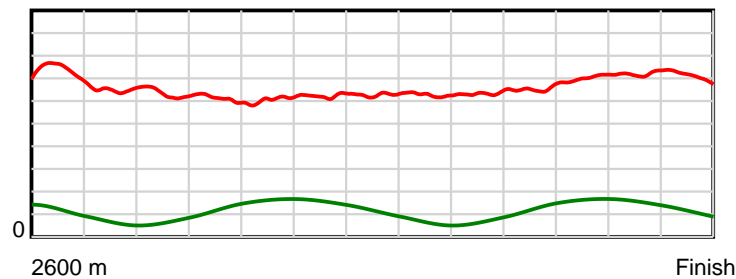
10 m Stride length



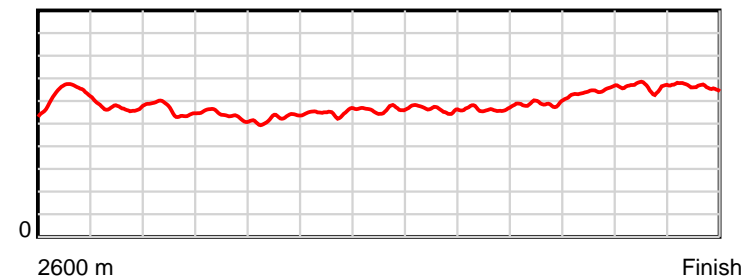
0.6 s Stride duration



20 m/sec Speed



100 % Stride efficiency



Note: Horizontal distance axis grid lines are 200m furlongs.

Disclaimer.

HRNZ and NZMTC and Thoroughbred Ratings Pty Ltd accepts no responsibility for the completeness or accuracy of any of the information contained herein, and makes no representations about its suitability for any particular purpose. Users should make their own judgements about those matters and/or seek independent advice. You assume all risks associated with use of the data provided on this page.