



Race Results

NZ Metropolitan Trotting Club Inc, HRNZ, August 16, 2024

Compilation date: August 16, 2024, 9:38:02 PM (NZST)

Copyright © 2024 HRNZ and NZMTC. All rights reserved.

Trademarks.

StrideMASTER is a registered trademark of Thoroughbred Ratings Pty Ltd.

Disclaimer.

HRNZ and NZMTC and Thoroughbred Ratings Pty Ltd accepts no responsibility for the completeness or accuracy of any of the information contained herein, and makes no representations about its suitability for any particular purpose. Users should make their own judgements about those matters and/or seek independent advice. You assume all risks associated with use of the data provided on this page.



Race Results



August 16, 2024, Race 1, TRACKSIDE DINING AVAILABLE 30TH AUGUST MOBILE PACE, Distance 2600m, Addington - Survey 3200m

Result	TAB no.	Horse (Barrier)	2600 to	2400m to
1st	3	Fusion Reactor (3)	2400m	2200m
		Position in running (margin)	-	5(4.6)
		Sectional time (s)	14.19	15.16
		Cumulative time (s)	197.65	183.46
		Speed (m/s)	14.10	13.19
		Stride length (m)	6.35	6.06
		Stride duration (s)	0.439	0.460
		Stride efficiency (%)	63.00	57.46
		Stride count	31.50	32.98

Disclaimer.

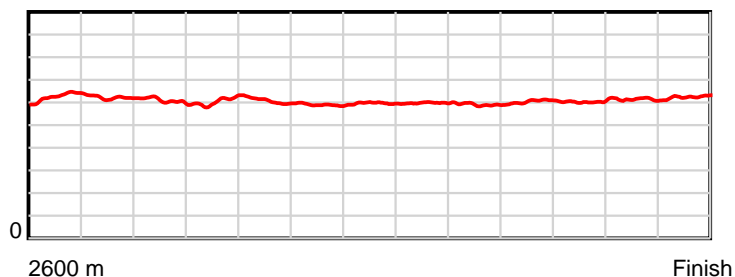
HRNZ and NZMTC and Thoroughbred Ratings Pty Ltd accepts no responsibility for the completeness or accuracy of any of the information contained herein, and makes no representations about its suitability for any particular purpose. Users should make their own judgements about those matters and/or seek independent advice. You assume all risks associated with use of the data provided on this page.

Race Results

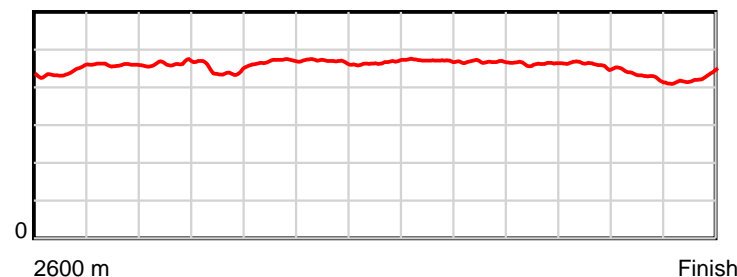
August 16, 2024, Race 1, TRACKSIDE DINING AVAILABLE 30TH AUGUST MOBILE PACE, Distance 2600m, Addington - Survey 3200m

Result	TAB no.	Horse (Barrier)	2200m to	2000m to	1800m to	1600m to	1400m to	1200m to	1000m to	800m to	600m to	400m to	200m to	Total or	Margin
1st	3	Fusion Reactor (3)	2000m	1800m	1600m	1400m	1200m	1000m	800m	600m	400m	200m	WP	Average	
		Position in running (margin)	5(10.4)	5(10.0)	2(0.7)	1(0.0)	1(0.0)	1(0.0)	1(0.0)	1(0.0)	1(0.0)	1(0.0)	1(0.0)		0.00
		Sectional time (s)	15.34	14.80	15.68	16.00	15.71	16.06	16.10	15.39	15.45	14.04	13.73		
		Cumulative time (s)	168.30	152.96	138.16	122.48	106.48	90.77	74.71	58.61	43.22	27.77	13.73	3:17.65	
		Speed (m/s)	13.04	13.51	12.76	12.50	12.73	12.45	12.42	13.00	12.94	14.25	14.57	13.15	
		Stride length (m)	6.04	6.04	5.98	5.88	5.92	5.87	5.81	6.02	5.95	6.13	6.20	6.02	
		Stride duration (s)	0.463	0.447	0.469	0.470	0.465	0.472	0.468	0.463	0.460	0.431	0.425	0.457	
		Stride efficiency (%)	56.92	56.92	55.90	53.94	54.78	53.87	52.69	56.58	55.41	58.81	60.02	56.55	
		Stride count	33.14	33.14	33.44	34.04	33.78	34.06	34.44	33.24	33.59	32.60	32.27	432.22	

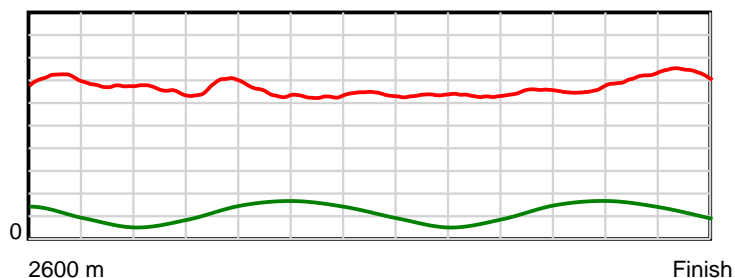
10 m Stride length



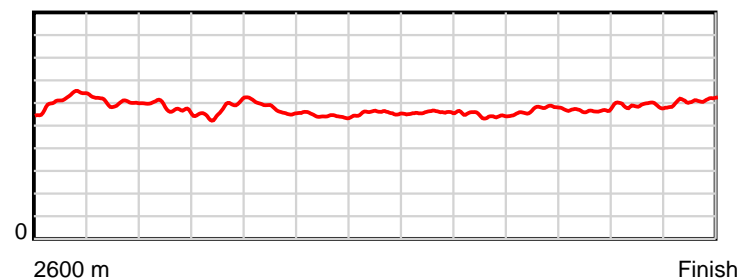
0.6 s Stride duration



20 m/sec Speed



100 % Stride efficiency



Note: Horizontal distance axis grid lines are 200m furlongs.

Disclaimer.

HRNZ and NZMTC and Thoroughbred Ratings Pty Ltd accepts no responsibility for the completeness or accuracy of any of the information contained herein, and makes no representations about its suitability for any particular purpose. Users should make their own judgements about those matters and/or seek independent advice. You assume all risks associated with use of the data provided on this page.



Race Results



August 16, 2024, Race 1, TRACKSIDE DINING AVAILABLE 30TH AUGUST MOBILE PACE, Distance 2600m, Addington - Survey 3200m

Result	TAB no.	Horse (Barrier)	2600 to	2400m to
2nd	5	Tabasco (5)	2400m	2200m
		Position in running (margin)	-	6(6.7)
		Sectional time (s)	14.60	15.20
		Cumulative time (s)	197.77	183.17
		Speed (m/s)	13.70	13.16
		Stride length (m)	6.27	5.98
		Stride duration (s)	0.446	0.454
		Stride efficiency (%)	61.51	55.83
		Stride count	31.88	33.46

Disclaimer.

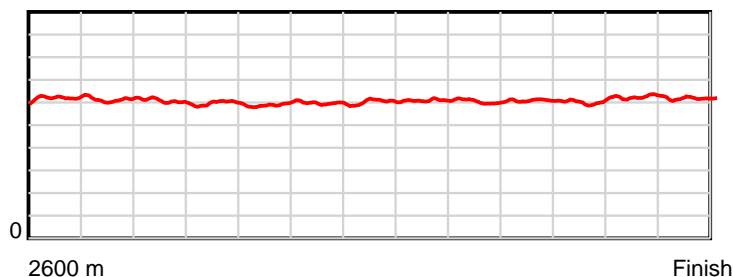
HRNZ and NZMTC and Thoroughbred Ratings Pty Ltd accepts no responsibility for the completeness or accuracy of any of the information contained herein, and makes no representations about its suitability for any particular purpose. Users should make their own judgements about those matters and/or seek independent advice. You assume all risks associated with use of the data provided on this page.

Race Results

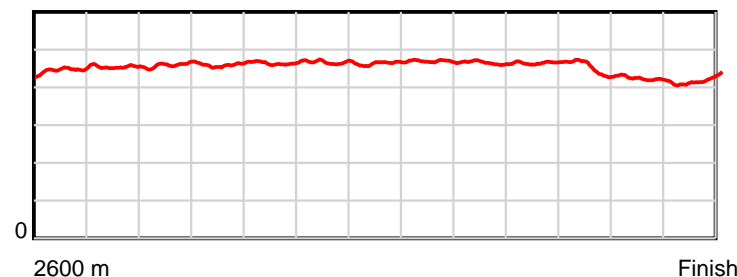
August 16, 2024, Race 1, TRACKSIDE DINING AVAILABLE 30TH AUGUST MOBILE PACE, Distance 2600m, Addington - Survey 3200m

Result	TAB no.	Horse (Barrier)	2200m to	2000m to	1800m to	1600m to	1400m to	1200m to	1000m to	800m to	600m to	400m to	200m to	Total or	Margin
2nd	5	Tabasco (5)	2000m	1800m	1600m	1400m	1200m	1000m	800m	600m	400m	200m	WP	Average	
		Position in running (margin)	6(12.7)	6(12.2)	6(6.8)	6(8.8)	6(8.3)	6(7.0)	5(5.7)	5(4.0)	4(3.7)	4(2.6)	2(0.5)		0.60
		Sectional time (s)	15.32	15.45	16.12	15.93	15.49	15.84	15.83	15.32	15.27	13.70	13.70		
		Cumulative time (s)	167.97	152.65	137.20	121.08	105.15	89.66	73.82	57.99	42.67	27.40	13.70	3:17.77	
		Speed (m/s)	13.05	12.94	12.41	12.55	12.91	12.63	12.63	13.05	13.10	14.60	14.60	13.15	
		Stride length (m)	5.99	5.94	5.76	5.86	5.98	5.92	5.87	6.07	5.87	6.15	6.13	5.98	
		Stride duration (s)	0.459	0.459	0.464	0.467	0.463	0.469	0.465	0.465	0.448	0.421	0.420	0.455	
		Stride efficiency (%)	56.15	55.19	51.81	53.66	55.95	54.86	53.90	57.62	53.83	59.09	58.67	55.92	
		Stride count	33.37	33.65	34.73	34.13	33.43	33.76	34.05	32.94	34.08	32.52	32.64	434.64	

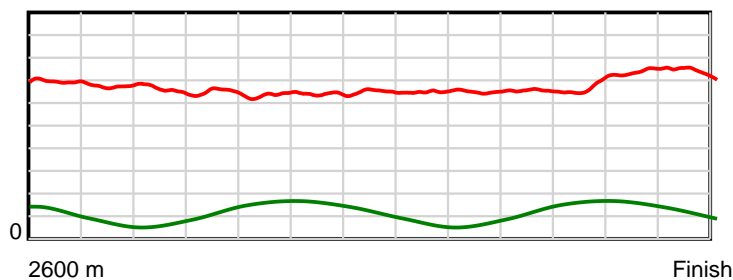
10 m Stride length



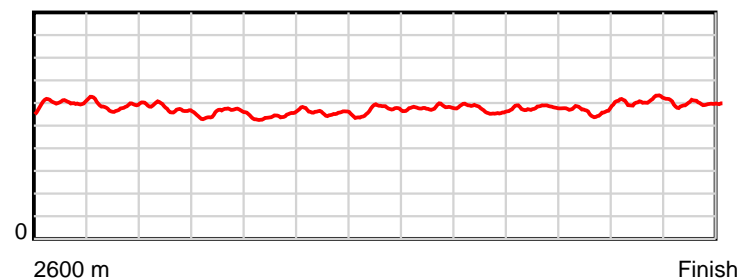
0.6 s Stride duration



20 m/sec Speed



100 % Stride efficiency



Note: Horizontal distance axis grid lines are 200m furlongs.

Disclaimer.

HRNZ and NZMTC and Thoroughbred Ratings Pty Ltd accepts no responsibility for the completeness or accuracy of any of the information contained herein, and makes no representations about its suitability for any particular purpose. Users should make their own judgements about those matters and/or seek independent advice. You assume all risks associated with use of the data provided on this page.



Race Results



August 16, 2024, Race 1, TRACKSIDE DINING AVAILABLE 30TH AUGUST MOBILE PACE, Distance 2600m, Addington - Survey 3200m

Result	TAB no.	Horse (Barrier)	2600 to	2400m to
3rd	8	Bryson Dechamb... (8)	2400m	2200m
		Position in running (margin)	-	3(2.4)
		Sectional time (s)	13.87	13.79
		Cumulative time (s)	198.17	184.30
		Speed (m/s)	14.42	14.50
		Stride length (m)	6.52	6.57
		Stride duration (s)	0.443	0.453
		Stride efficiency (%)	66.46	67.45
		Stride count	30.67	30.44

Disclaimer.

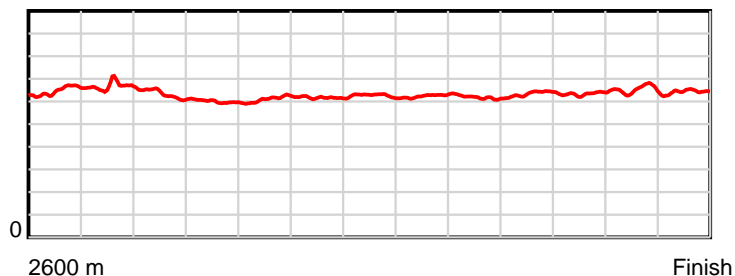
HRNZ and NZMTC and Thoroughbred Ratings Pty Ltd accepts no responsibility for the completeness or accuracy of any of the information contained herein, and makes no representations about its suitability for any particular purpose. Users should make their own judgements about those matters and/or seek independent advice. You assume all risks associated with use of the data provided on this page.

Race Results

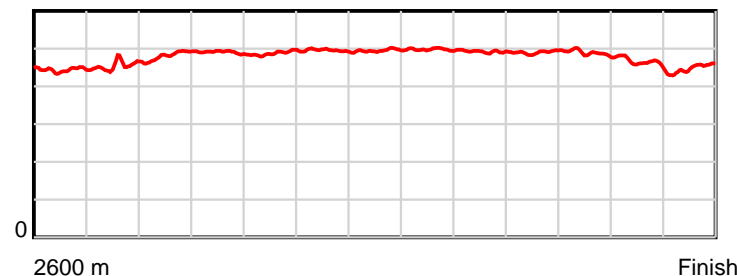
August 16, 2024, Race 1, TRACKSIDE DINING AVAILABLE 30TH AUGUST MOBILE PACE, Distance 2600m, Addington - Survey 3200m

Result	TAB no.	Horse (Barrier)	2200m to	2000m to	1800m to	1600m to	1400m to	1200m to	1000m to	800m to	600m to	400m to	200m to	Total or	Margin
3rd	8	Bryson Dechamb... (8)	2000m	1800m	1600m	1400m	1200m	1000m	800m	600m	400m	200m	WP	Average	
		Position in running (margin)	1(0.0)	1(0.0)	1(0.0)	2(1.9)	2(2.1)	2(1.7)	2(1.6)	2(1.4)	2(1.8)	2(1.1)	3(1.6)		2.90
		Sectional time (s)	15.41	16.34	16.12	16.03	15.63	16.06	16.07	15.45	15.34	14.13	13.93		
		Cumulative time (s)	170.51	155.10	138.76	122.64	106.61	90.98	74.92	58.85	43.40	28.06	13.93	3:18.17	
		Speed (m/s)	12.98	12.24	12.41	12.48	12.80	12.45	12.45	12.94	13.04	14.15	14.36	13.12	
		Stride length (m)	6.25	6.00	6.05	6.18	6.33	6.20	6.13	6.35	6.36	6.55	6.45	6.30	
		Stride duration (s)	0.482	0.490	0.488	0.495	0.495	0.498	0.492	0.490	0.488	0.462	0.449	0.480	
		Stride efficiency (%)	61.09	56.29	57.26	59.61	62.67	60.12	58.62	63.01	63.27	66.96	64.99	61.99	
		Stride count	31.99	33.32	33.04	32.38	31.58	32.24	32.65	31.50	31.43	30.55	31.01	412.80	

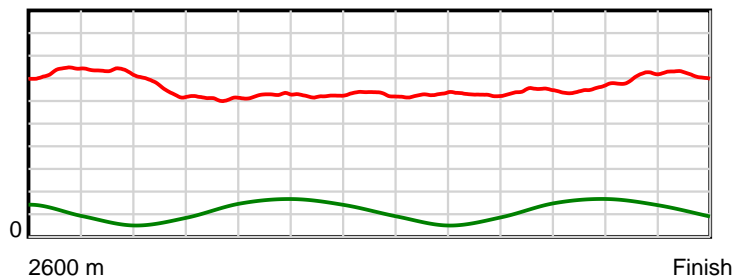
10 m Stride length



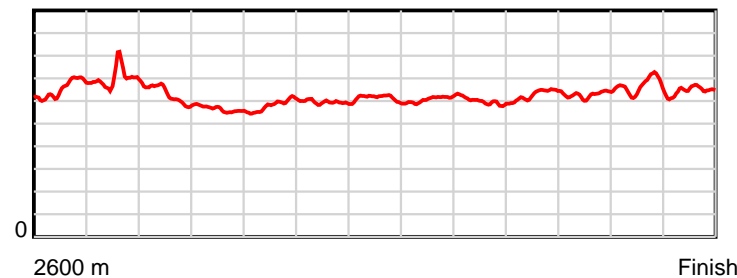
0.6 s Stride duration



20 m/sec Speed



100 % Stride efficiency



Note: Horizontal distance axis grid lines are 200m furlongs.

Disclaimer.

HRNZ and NZMTC and Thoroughbred Ratings Pty Ltd accepts no responsibility for the completeness or accuracy of any of the information contained herein, and makes no representations about its suitability for any particular purpose. Users should make their own judgements about those matters and/or seek independent advice. You assume all risks associated with use of the data provided on this page.



Race Results



August 16, 2024, Race 1, TRACKSIDE DINING AVAILABLE 30TH AUGUST MOBILE PACE, Distance 2600m, Addington - Survey 3200m

Result	TAB no.	Horse (Barrier)	2600 to	2400m to
4th	7	Sky Rocket (7)	2400m	2200m
		Position in running (margin)	-	7(6.7)
		Sectional time (s)	14.66	16.11
		Cumulative time (s)	198.20	183.54
		Speed (m/s)	13.65	12.41
		Stride length (m)	6.41	6.05
		Stride duration (s)	0.462	0.487
		Stride efficiency (%)	64.31	57.11
		Stride count	31.18	33.08

Disclaimer.

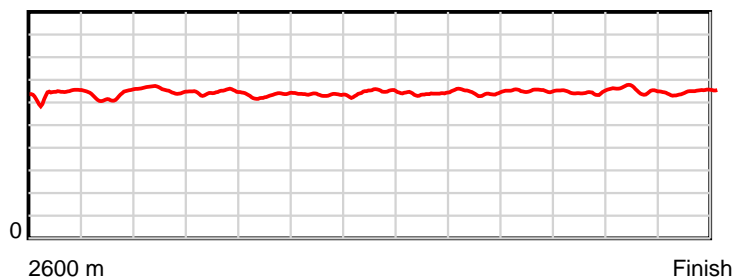
HRNZ and NZMTC and Thoroughbred Ratings Pty Ltd accepts no responsibility for the completeness or accuracy of any of the information contained herein, and makes no representations about its suitability for any particular purpose. Users should make their own judgements about those matters and/or seek independent advice. You assume all risks associated with use of the data provided on this page.

Race Results

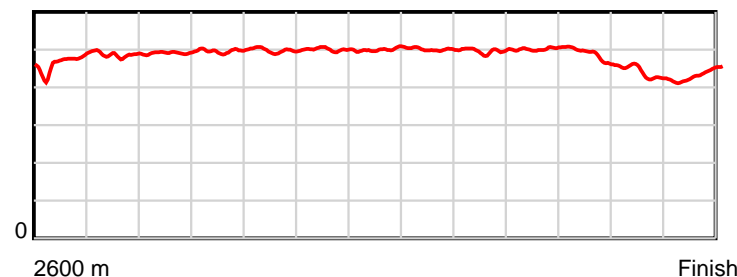
August 16, 2024, Race 1, TRACKSIDE DINING AVAILABLE 30TH AUGUST MOBILE PACE, Distance 2600m, Addington - Survey 3200m

Result	TAB no.	Horse (Barrier)	2200m to	2000m to	1800m to	1600m to	1400m to	1200m to	1000m to	800m to	600m to	400m to	200m to	Total or	Margin
4th	7	Sky Rocket (7)	2000m	1800m	1600m	1400m	1200m	1000m	800m	600m	400m	200m	WP	Average	
		Position in running (margin)	8(18.2)	8(17.1)	8(11.2)	8(12.8)	8(12.4)	8(10.5)	8(9.5)	8(7.8)	8(7.7)	8(6.6)	6(3.9)		3.00
		Sectional time (s)	15.23	15.35	16.07	15.93	15.40	15.89	15.83	15.36	15.27	13.59	13.51		
		Cumulative time (s)	167.43	152.20	136.85	120.78	104.85	89.45	73.56	57.73	42.37	27.10	13.51	3:18.20	
		Speed (m/s)	13.13	13.03	12.45	12.55	12.99	12.59	12.63	13.02	13.10	14.72	14.80	13.12	
		Stride length (m)	6.45	6.47	6.20	6.28	6.49	6.30	6.27	6.54	6.31	6.39	6.47	6.35	
		Stride duration (s)	0.491	0.497	0.498	0.500	0.500	0.500	0.497	0.503	0.482	0.434	0.437	0.484	
		Stride efficiency (%)	65.01	65.51	60.00	61.70	65.91	62.01	61.50	66.91	62.22	63.78	65.34	63.09	
		Stride count	31.01	30.89	32.28	31.83	30.80	31.75	31.88	30.56	31.70	31.31	30.93	409.20	

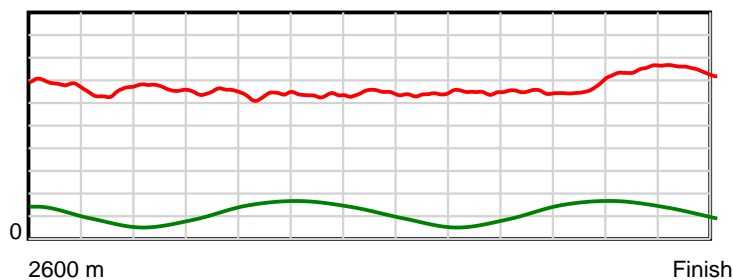
10 m Stride length



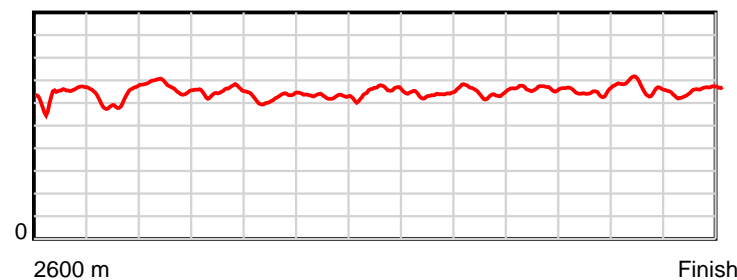
0.6 s Stride duration



20 m/sec Speed



100 % Stride efficiency



Note: Horizontal distance axis grid lines are 200m furlongs.

Disclaimer.

HRNZ and NZMTC and Thoroughbred Ratings Pty Ltd accepts no responsibility for the completeness or accuracy of any of the information contained herein, and makes no representations about its suitability for any particular purpose. Users should make their own judgements about those matters and/or seek independent advice. You assume all risks associated with use of the data provided on this page.



Race Results



August 16, 2024, Race 1, TRACKSIDE DINING AVAILABLE 30TH AUGUST MOBILE PACE, Distance 2600m, Addington - Survey 3200m

Result	TAB no.	Horse (Barrier)	2600 to	2400m to
5th	6	Mouton Cadet (6)	2400m	2200m
		Position in running (margin)	-	8(8.1)
		Sectional time (s)	14.82	15.54
		Cumulative time (s)	198.71	183.89
		Speed (m/s)	13.50	12.87
		Stride length (m)	6.18	5.81
		Stride duration (s)	0.447	0.452
		Stride efficiency (%)	59.62	52.84
		Stride count	32.38	34.40

Disclaimer.

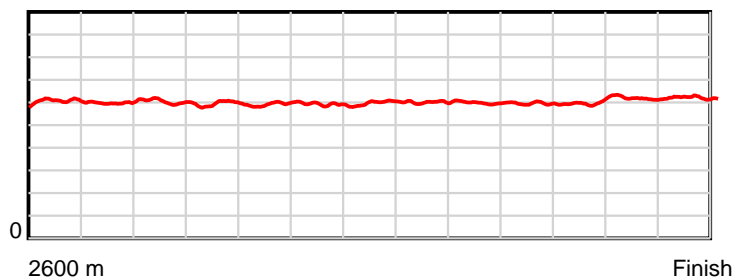
HRNZ and NZMTC and Thoroughbred Ratings Pty Ltd accepts no responsibility for the completeness or accuracy of any of the information contained herein, and makes no representations about its suitability for any particular purpose. Users should make their own judgements about those matters and/or seek independent advice. You assume all risks associated with use of the data provided on this page.

Race Results

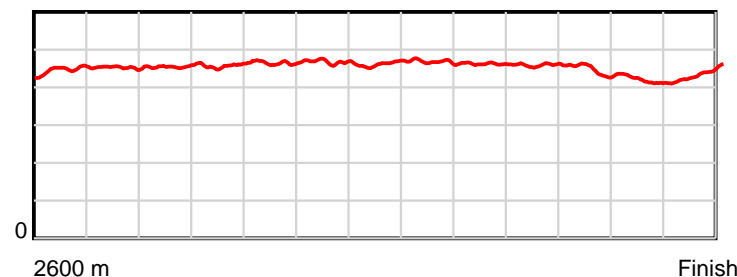
August 16, 2024, Race 1, TRACKSIDE DINING AVAILABLE 30TH AUGUST MOBILE PACE, Distance 2600m, Addington - Survey 3200m

Result	TAB no.	Horse (Barrier)	2200m to	2000m to	1800m to	1600m to	1400m to	1200m to	1000m to	800m to	600m to	400m to	200m to	Total or	Margin
5th	6	Mouton Cadet (6)	2000m	1800m	1600m	1400m	1200m	1000m	800m	600m	400m	200m	WP	Average	
		Position in running (margin)	7(16.2)	7(14.9)	7(9.1)	7(10.6)	7(10.7)	7(8.8)	7(7.7)	6(6.0)	7(5.9)	6(4.6)	5(3.4)		5.70
		Sectional time (s)	15.20	15.38	16.04	16.02	15.39	15.89	15.81	15.38	15.24	13.84	14.16		
		Cumulative time (s)	168.35	153.15	137.77	121.73	105.71	90.32	74.43	58.62	43.24	28.00	14.16	3:18.71	
		Speed (m/s)	13.16	13.00	12.47	12.48	13.00	12.59	12.65	13.00	13.12	14.45	14.12	13.08	
		Stride length (m)	5.99	5.95	5.79	5.84	6.00	5.89	5.84	5.97	5.84	6.04	6.18	5.94	
		Stride duration (s)	0.455	0.457	0.464	0.468	0.462	0.468	0.462	0.459	0.445	0.418	0.437	0.454	
		Stride efficiency (%)	55.99	55.26	52.39	53.35	56.21	54.24	53.38	55.65	53.31	57.06	59.60	55.23	
		Stride count	33.41	33.63	34.54	34.23	33.35	33.95	34.22	33.51	34.24	33.10	32.39	437.35	

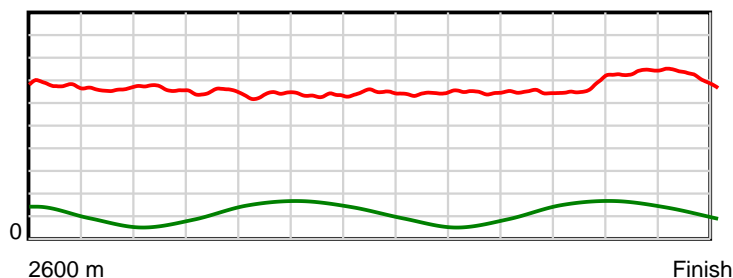
10 m Stride length



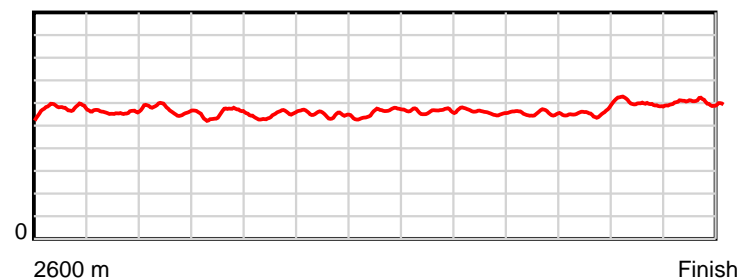
0.6 s Stride duration



20 m/sec Speed



100 % Stride efficiency



Note: Horizontal distance axis grid lines are 200m furlongs.

Disclaimer.

HRNZ and NZMTC and Thoroughbred Ratings Pty Ltd accepts no responsibility for the completeness or accuracy of any of the information contained herein, and makes no representations about its suitability for any particular purpose. Users should make their own judgements about those matters and/or seek independent advice. You assume all risks associated with use of the data provided on this page.



Race Results



August 16, 2024, Race 1, TRACKSIDE DINING AVAILABLE 30TH AUGUST MOBILE PACE, Distance 2600m, Addington - Survey 3200m

Result	TAB no.	Horse (Barrier)	2600 to	2400m to
6th	1	Reggie Golight... (1)	2400m	2200m
		Position in running (margin)	-	1(0.0)
		Sectional time (s)	13.52	14.37
		Cumulative time (s)	198.99	185.47
		Speed (m/s)	14.80	13.92
		Stride length (m)	6.88	6.82
		Stride duration (s)	0.455	0.490
		Stride efficiency (%)	74.03	72.77
		Stride count	29.06	29.31

Disclaimer.

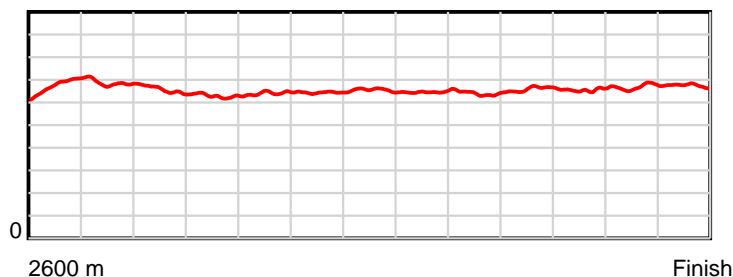
HRNZ and NZMTC and Thoroughbred Ratings Pty Ltd accepts no responsibility for the completeness or accuracy of any of the information contained herein, and makes no representations about its suitability for any particular purpose. Users should make their own judgements about those matters and/or seek independent advice. You assume all risks associated with use of the data provided on this page.

Race Results

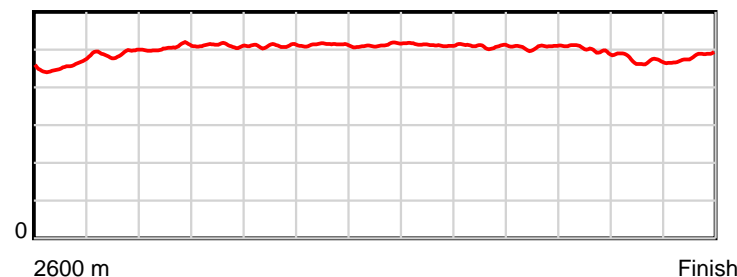
August 16, 2024, Race 1, TRACKSIDE DINING AVAILABLE 30TH AUGUST MOBILE PACE, Distance 2600m, Addington - Survey 3200m

Result	TAB no.	Horse (Barrier)	2200m to	2000m to	1800m to	1600m to	1400m to	1200m to	1000m to	800m to	600m to	400m to	200m to	Total or	Margin
6th	1	Reggie Golight... (1)	2000m	1800m	1600m	1400m	1200m	1000m	800m	600m	400m	200m	WP	Average	
		Position in running (margin)	2(1.0)	2(2.4)	3(2.0)	3(3.8)	3(3.7)	3(3.5)	4(3.8)	4(3.6)	5(3.7)	5(2.9)	4(3.4)		7.30
		Sectional time (s)	15.64	16.28	16.09	15.98	15.68	16.10	16.08	15.41	15.32	14.11	14.41		
		Cumulative time (s)	171.10	155.46	139.18	123.09	107.11	91.43	75.33	59.25	43.84	28.52	14.41	3:18.99	
		Speed (m/s)	12.79	12.29	12.43	12.52	12.76	12.42	12.44	12.98	13.05	14.17	13.88	13.07	
		Stride length (m)	6.47	6.27	6.34	6.42	6.53	6.36	6.33	6.57	6.53	6.70	6.68	6.53	
		Stride duration (s)	0.506	0.511	0.510	0.513	0.512	0.512	0.509	0.507	0.500	0.473	0.481	0.500	
		Stride efficiency (%)	65.33	61.52	62.82	64.36	66.63	63.24	62.62	67.55	66.67	70.15	69.76	66.57	
		Stride count	30.93	31.87	31.54	31.16	30.63	31.44	31.59	30.42	30.62	29.85	29.93	398.35	

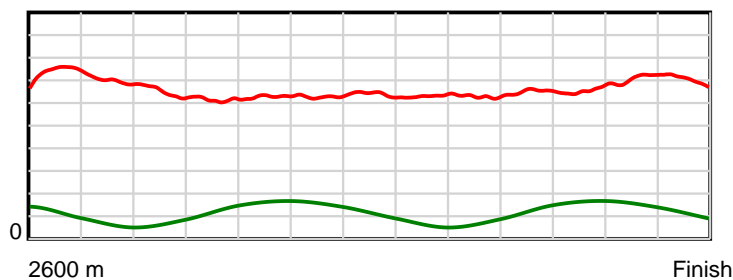
10 m Stride length



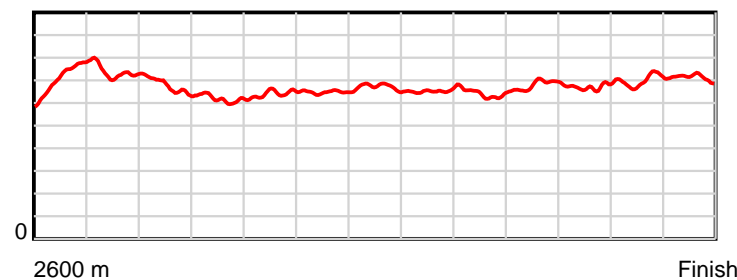
0.6 s Stride duration



20 m/sec Speed



100 % Stride efficiency



Note: Horizontal distance axis grid lines are 200m furlongs.

Disclaimer.

HRNZ and NZMTC and Thoroughbred Ratings Pty Ltd accepts no responsibility for the completeness or accuracy of any of the information contained herein, and makes no representations about its suitability for any particular purpose. Users should make their own judgements about those matters and/or seek independent advice. You assume all risks associated with use of the data provided on this page.



Race Results



August 16, 2024, Race 1, TRACKSIDE DINING AVAILABLE 30TH AUGUST MOBILE PACE, Distance 2600m, Addington - Survey 3200m

Result	TAB no.	Horse (Barrier)	2600 to	2400m to
7th	4	Sir Monty (4)	2400m	2200m
		Position in running (margin)	-	2(1.3)
		Sectional time (s)	13.87	15.01
		Cumulative time (s)	200.40	186.53
		Speed (m/s)	14.42	13.32
		Stride length (m)	6.06	5.70
		Stride duration (s)	0.409	0.428
		Stride efficiency (%)	57.42	50.77
		Stride count	32.99	35.09

Disclaimer.

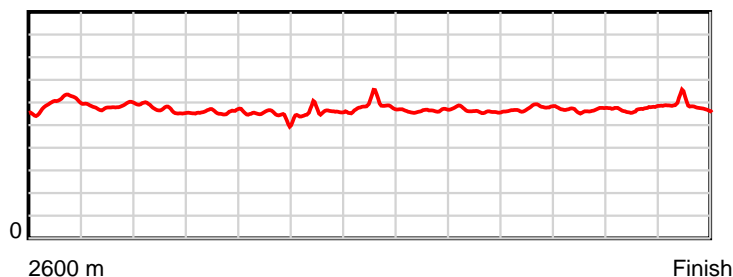
HRNZ and NZMTC and Thoroughbred Ratings Pty Ltd accepts no responsibility for the completeness or accuracy of any of the information contained herein, and makes no representations about its suitability for any particular purpose. Users should make their own judgements about those matters and/or seek independent advice. You assume all risks associated with use of the data provided on this page.

Race Results

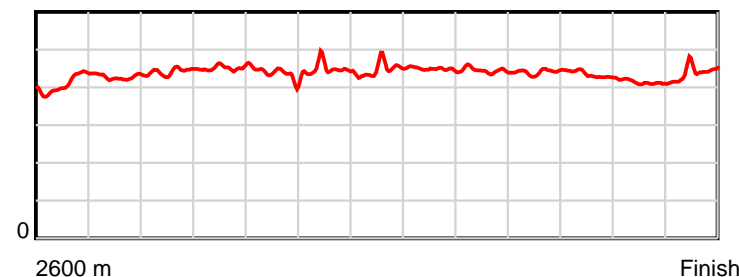
August 16, 2024, Race 1, TRACKSIDE DINING AVAILABLE 30TH AUGUST MOBILE PACE, Distance 2600m, Addington - Survey 3200m

Result	TAB no.	Horse (Barrier)	2200m to	2000m to	1800m to	1600m to	1400m to	1200m to	1000m to	800m to	600m to	400m to	200m to	Total or	Margin
7th	4	Sir Monty (4)	2000m	1800m	1600m	1400m	1200m	1000m	800m	600m	400m	200m	WP	Average	
		Position in running (margin)	4(6.2)	4(7.7)	5(6.8)	5(8.3)	5(8.3)	5(5.4)	6(5.8)	7(6.0)	6(5.7)	7(5.5)	8(7.6)		14.90
		Sectional time (s)	15.66	16.19	16.04	16.00	15.22	16.13	16.15	15.34	15.41	14.40	14.98		
		Cumulative time (s)	171.52	155.86	139.67	123.63	107.63	92.41	76.28	60.13	44.79	29.38	14.98	3:20.40	
		Speed (m/s)	12.77	12.35	12.47	12.50	13.14	12.40	12.38	13.04	12.98	13.89	13.35	12.97	
		Stride length (m)	5.64	5.58	5.43	5.59	5.84	5.56	5.50	5.75	5.62	5.73	5.86	5.68	
		Stride duration (s)	0.442	0.451	0.435	0.447	0.444	0.448	0.444	0.441	0.433	0.412	0.439	0.437	
		Stride efficiency (%)	49.75	48.59	46.01	48.79	53.29	48.27	47.31	51.60	49.39	51.28	53.61	50.35	
		Stride count	35.44	35.87	36.86	35.79	34.25	35.98	36.35	34.80	35.57	34.91	34.15	458.05	

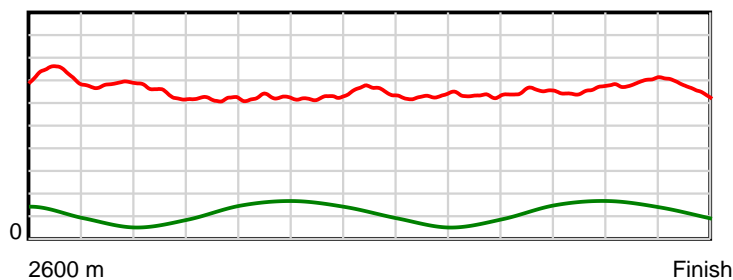
10 m Stride length



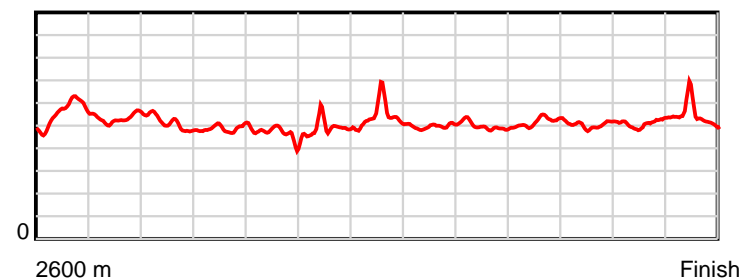
0.6 s Stride duration



20 m/sec Speed



100 % Stride efficiency



Note: Horizontal distance axis grid lines are 200m furlongs.

Disclaimer.

HRNZ and NZMTC and Thoroughbred Ratings Pty Ltd accepts no responsibility for the completeness or accuracy of any of the information contained herein, and makes no representations about its suitability for any particular purpose. Users should make their own judgements about those matters and/or seek independent advice. You assume all risks associated with use of the data provided on this page.



Race Results



August 16, 2024, Race 1, TRACKSIDE DINING AVAILABLE 30TH AUGUST MOBILE PACE, Distance 2600m, Addington - Survey 3200m

Result	TAB no.	Horse (Barrier)	2600 to	2400m to
8th	2	Palatable (2)	2400m	2200m
		Position in running (margin)	-	4(3.2)
		Sectional time (s)	14.09	14.27
		Cumulative time (s)	200.69	186.60
		Speed (m/s)	14.20	14.02
		Stride length (m)	6.36	6.39
		Stride duration (s)	0.434	0.456
		Stride efficiency (%)	63.21	63.74
		Stride count	31.45	31.32

Disclaimer.

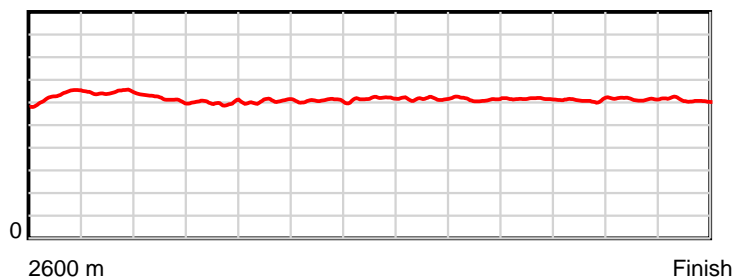
HRNZ and NZMTC and Thoroughbred Ratings Pty Ltd accepts no responsibility for the completeness or accuracy of any of the information contained herein, and makes no representations about its suitability for any particular purpose. Users should make their own judgements about those matters and/or seek independent advice. You assume all risks associated with use of the data provided on this page.

Race Results

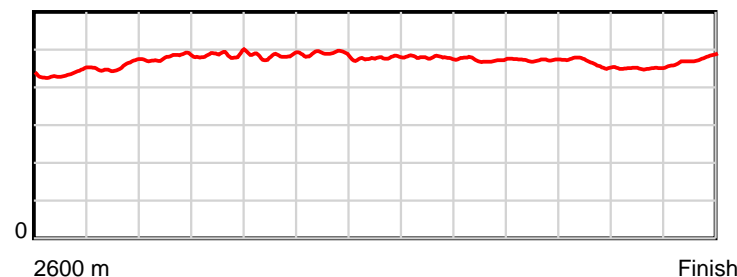
August 16, 2024, Race 1, TRACKSIDE DINING AVAILABLE 30TH AUGUST MOBILE PACE, Distance 2600m, Addington - Survey 3200m

Result	TAB no.	Horse (Barrier)	2200m to	2000m to	1800m to	1600m to	1400m to	1200m to	1000m to	800m to	600m to	400m to	200m to	Total or	Margin
8th	2	Palatable (2)	2000m	1800m	1600m	1400m	1200m	1000m	800m	600m	400m	200m	WP	Average	
		Position in running (margin)	3(3.6)	3(4.7)	4(4.3)	4(6.0)	4(6.1)	4(4.4)	3(3.6)	3(1.8)	3(2.0)	3(2.2)	7(6.3)		16.50
		Sectional time (s)	15.59	16.28	16.08	16.01	15.43	15.93	15.80	15.41	15.48	14.72	15.60		
		Cumulative time (s)	172.33	156.74	140.46	124.38	108.37	92.94	77.01	61.21	45.80	30.32	15.60	3:20.69	
		Speed (m/s)	12.83	12.29	12.44	12.49	12.96	12.55	12.66	12.98	12.92	13.59	12.82	12.96	
		Stride length (m)	6.15	5.98	6.02	6.11	6.18	6.01	5.99	6.13	6.00	6.13	6.10	6.12	
		Stride duration (s)	0.479	0.487	0.484	0.489	0.477	0.479	0.473	0.472	0.464	0.451	0.475	0.472	
		Stride efficiency (%)	59.11	55.85	56.54	58.42	59.75	56.53	56.04	58.71	56.21	58.64	58.10	58.45	
		Stride count	32.52	33.45	33.25	32.71	32.34	33.25	33.40	32.63	33.35	32.65	32.80	425.12	

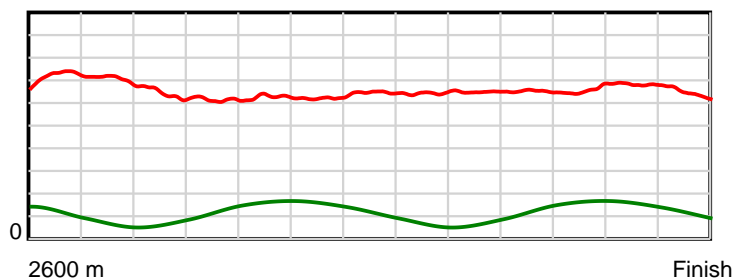
10 m Stride length



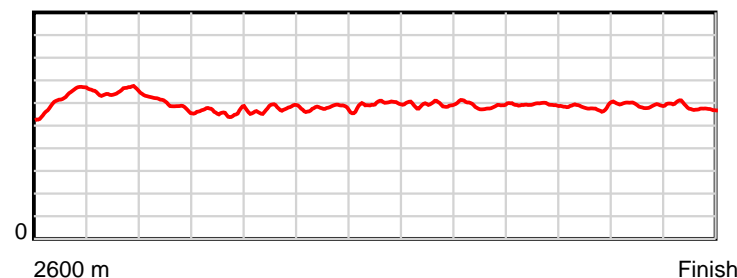
0.6 s Stride duration



20 m/sec Speed



100 % Stride efficiency



Note: Horizontal distance axis grid lines are 200m furlongs.

Disclaimer.

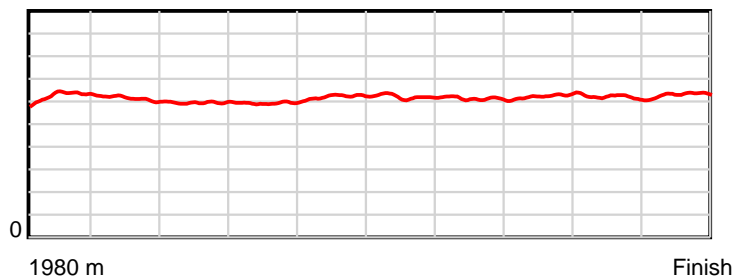
HRNZ and NZMTC and Thoroughbred Ratings Pty Ltd accepts no responsibility for the completeness or accuracy of any of the information contained herein, and makes no representations about its suitability for any particular purpose. Users should make their own judgements about those matters and/or seek independent advice. You assume all risks associated with use of the data provided on this page.

Race Results

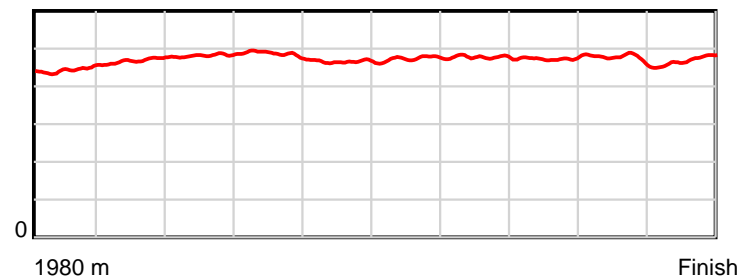
August 16, 2024, Race 2, ROAD METALS MOBILE TROT, Distance 1980m, Addington - Survey 1980m

Result	TAB no.	Horse (Barrier)	1980 to	1800m to	1600m to	1400m to	1200m to	1000m to	800m to	600m to	400m to	200m to	Total or	Margin
1st	2	Habibti Pat (2)	1800m	1600m	1400m	1200m	1000m	800m	600m	400m	200m	WP	Average	
		Position in running (margin)	-	2(1.6)	2(2.4)	2(2.5)	3(2.9)	2(2.7)	2(2.0)	2(1.9)	2(1.9)	2(1.7)		0.00
		Sectional time (s)	13.11	15.55	16.29	16.46	14.92	15.50	15.68	15.39	15.41	14.92		
		Cumulative time (s)	153.23	140.12	124.57	108.28	91.82	76.90	61.40	45.72	30.33	14.92	2:33.23	
		Speed (m/s)	13.73	12.86	12.28	12.15	13.40	12.90	12.76	13.00	12.98	13.40	12.92	
		Stride length (m)	6.19	6.03	5.92	5.90	6.24	6.11	6.09	6.16	6.15	6.32	6.11	
		Stride duration (s)	0.444	0.469	0.482	0.486	0.465	0.473	0.477	0.474	0.474	0.471	0.473	
		Stride efficiency (%)	59.80	56.77	54.72	54.48	60.84	58.35	57.94	59.34	59.07	62.33	58.27	
		Stride count	29.10	33.18	33.80	33.87	32.05	32.73	32.85	32.46	32.53	31.67	324.24	

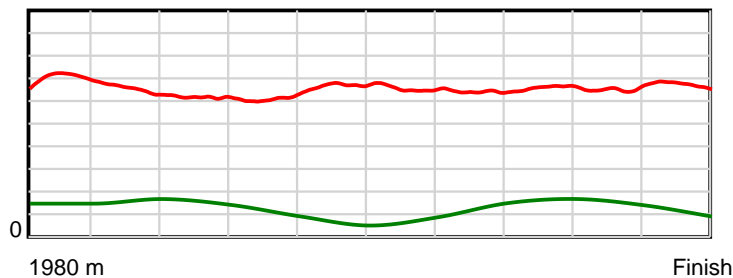
10 m Stride length



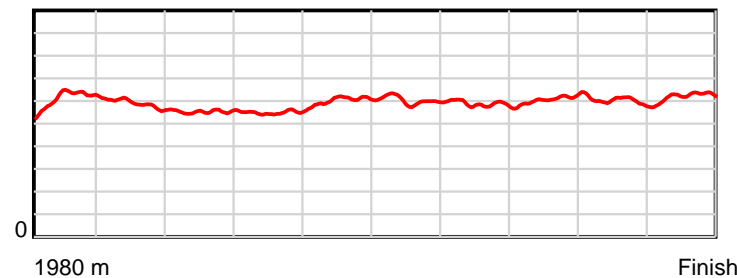
0.6 s Stride duration



20 m/sec Speed



100 % Stride efficiency



Note: Horizontal distance axis grid lines are 200m furlongs.

Disclaimer.

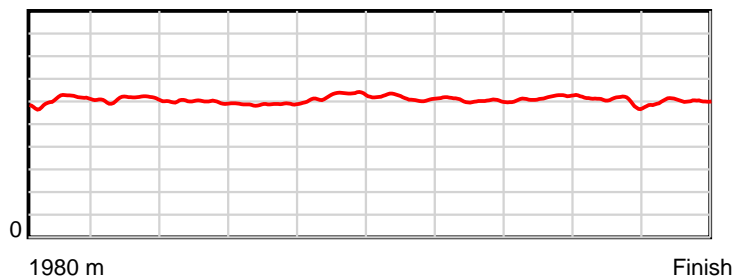
HRNZ and NZMTC and Thoroughbred Ratings Pty Ltd accepts no responsibility for the completeness or accuracy of any of the information contained herein, and makes no representations about its suitability for any particular purpose. Users should make their own judgements about those matters and/or seek independent advice. You assume all risks associated with use of the data provided on this page.

Race Results

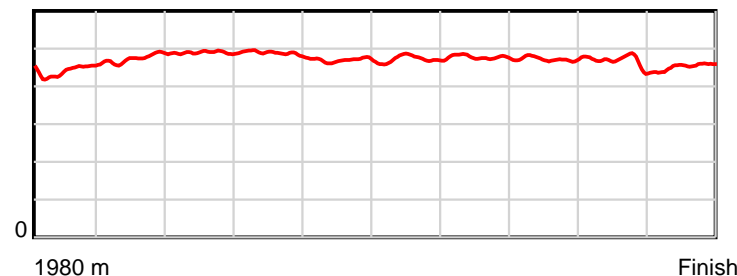
August 16, 2024, Race 2, ROAD METALS MOBILE TROT, Distance 1980m, Addington - Survey 1980m

Result	TAB no.	Horse (Barrier)	1980 to	1800m to	1600m to	1400m to	1200m to	1000m to	800m to	600m to	400m to	200m to	Total or	Margin
2nd	5	Zsazsa Binx (5)	1800m	1600m	1400m	1200m	1000m	800m	600m	400m	200m	WP	Average	
		Position in running (margin)	-	4(3.2)	4(5.0)	4(4.2)	5(4.7)	4(4.8)	4(4.0)	5(4.4)	4(4.4)	3(3.7)		2.30
		Sectional time (s)	13.47	15.70	16.13	16.50	14.97	15.47	15.77	15.39	15.33	14.93		
		Cumulative time (s)	153.66	140.19	124.49	108.36	91.86	76.89	61.42	45.65	30.26	14.93	2:33.66	
		Speed (m/s)	13.36	12.74	12.40	12.12	13.36	12.93	12.68	13.00	13.05	13.40	12.89	
		Stride length (m)	6.02	6.05	6.07	5.92	6.27	6.10	6.05	6.14	6.07	6.07	6.08	
		Stride duration (s)	0.441	0.475	0.489	0.488	0.469	0.472	0.477	0.473	0.465	0.453	0.471	
		Stride efficiency (%)	56.56	57.21	57.50	54.79	61.40	58.23	57.27	58.99	57.49	57.54	57.68	
		Stride count	29.92	33.05	32.97	33.77	31.91	32.76	33.04	32.55	32.97	32.96	325.90	

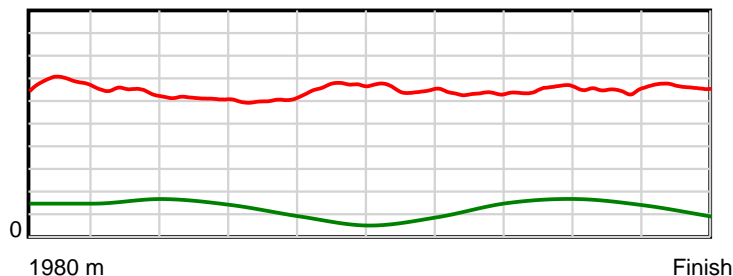
10 m Stride length



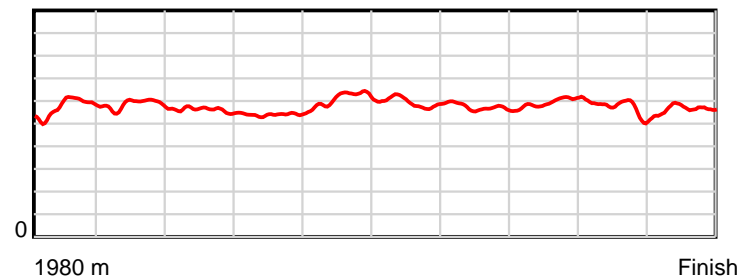
0.6 s Stride duration



20 m/sec Speed



100 % Stride efficiency



Note: Horizontal distance axis grid lines are 200m furlongs.

Disclaimer.

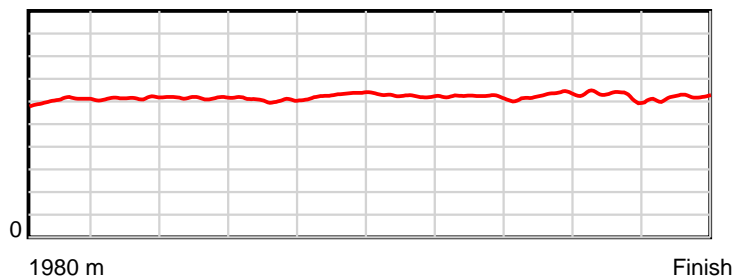
HRNZ and NZMTC and Thoroughbred Ratings Pty Ltd accepts no responsibility for the completeness or accuracy of any of the information contained herein, and makes no representations about its suitability for any particular purpose. Users should make their own judgements about those matters and/or seek independent advice. You assume all risks associated with use of the data provided on this page.

Race Results

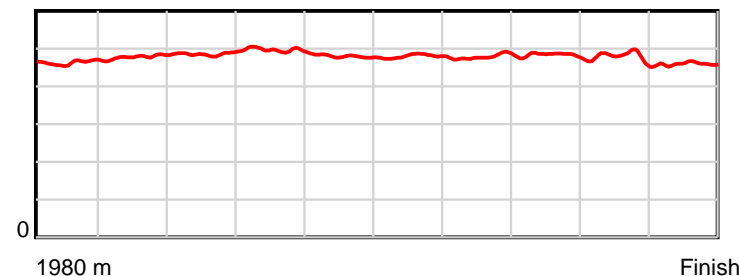
August 16, 2024, Race 2, ROAD METALS MOBILE TROT, Distance 1980m, Addington - Survey 1980m

Result	TAB no.	Horse (Barrier)	1980 to	1800m to	1600m to	1400m to	1200m to	1000m to	800m to	600m to	400m to	200m to	Total or	Margin
3rd	1	Major Cyclone (1)	1800m	1600m	1400m	1200m	1000m	800m	600m	400m	200m	WP	Average	
		Position in running (margin)	-	6(8.4)	6(9.6)	6(7.2)	7(6.7)	7(8.9)	6(8.3)	7(5.9)	6(6.5)	5(5.8)		3.20
		Sectional time (s)	14.28	15.63	15.86	16.32	15.32	15.51	15.30	15.49	15.32	14.80		
		Cumulative time (s)	153.83	139.55	123.92	108.06	91.74	76.42	60.91	45.61	30.12	14.80	2:33.83	
		Speed (m/s)	12.60	12.80	12.61	12.25	13.05	12.89	13.07	12.91	13.05	13.51	12.87	
		Stride length (m)	6.02	6.12	6.13	6.09	6.26	6.19	6.26	6.23	6.22	6.22	6.17	
		Stride duration (s)	0.463	0.478	0.486	0.497	0.480	0.480	0.478	0.483	0.477	0.460	0.480	
		Stride efficiency (%)	56.57	58.51	58.66	57.98	61.24	59.86	61.15	60.62	60.52	60.46	59.56	
		Stride count	29.92	32.68	32.64	32.83	31.95	32.32	31.97	32.11	32.14	32.15	320.71	

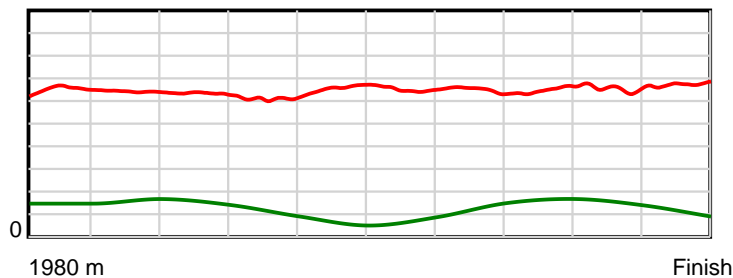
10 m Stride length



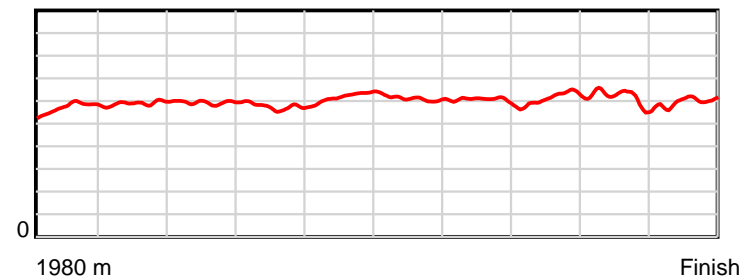
0.6 s Stride duration



20 m/sec Speed



100 % Stride efficiency



Note: Horizontal distance axis grid lines are 200m furlongs.

Disclaimer.

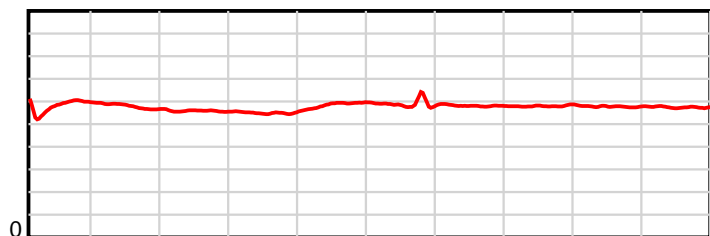
HRNZ and NZMTC and Thoroughbred Ratings Pty Ltd accepts no responsibility for the completeness or accuracy of any of the information contained herein, and makes no representations about its suitability for any particular purpose. Users should make their own judgements about those matters and/or seek independent advice. You assume all risks associated with use of the data provided on this page.

Race Results

August 16, 2024, Race 2, ROAD METALS MOBILE TROT, Distance 1980m, Addington - Survey 1980m

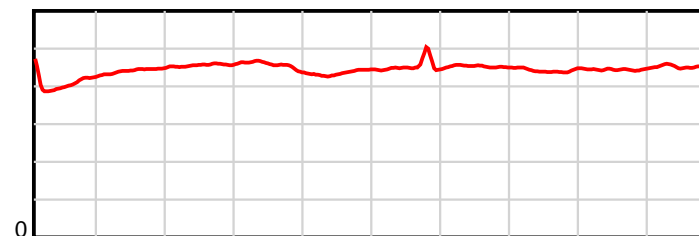
Result	TAB no.	Horse (Barrier)	1980 to	1800m to	1600m to	1400m to	1200m to	1000m to	800m to	600m to	400m to	200m to	Total or	Margin
4th	3	Massive Merc (3)	1800m	1600m	1400m	1200m	1000m	800m	600m	400m	200m	WP	Average	
		Position in running (margin)	-	1(0.0)	1(0.0)	1(0.0)	2(0.1)	1(0.0)	1(0.0)	1(0.0)	1(0.0)	1(0.0)		3.70
		Sectional time (s)	13.04	15.42	16.27	16.42	14.94	15.61	15.69	15.39	15.44	15.70		
		Cumulative time (s)	153.92	140.88	125.46	109.19	92.77	77.83	62.22	46.53	31.14	15.70	2:33.92	
		Speed (m/s)	13.80	12.97	12.29	12.18	13.39	12.81	12.75	13.00	12.95	12.74	12.86	
		Stride length (m)	5.75	5.74	5.61	5.55	5.84	5.78	5.77	5.75	5.76	5.75	5.73	
		Stride duration (s)	0.405	0.443	0.456	0.456	0.436	0.451	0.453	0.442	0.445	0.451	0.445	
		Stride efficiency (%)	51.64	51.56	49.16	48.15	53.33	52.26	52.02	51.60	51.91	51.62	51.29	
		Stride count	31.31	34.82	35.66	36.03	34.23	34.58	34.66	34.81	34.70	34.80	345.60	

10 m Stride length



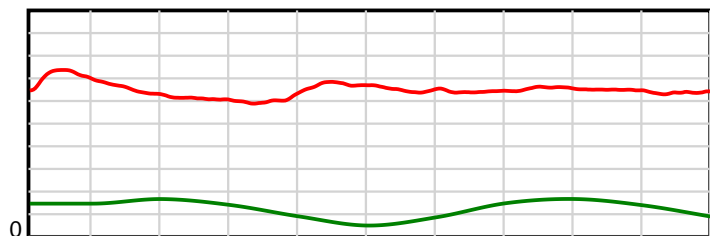
1980 m Finish

0.6 s Stride duration



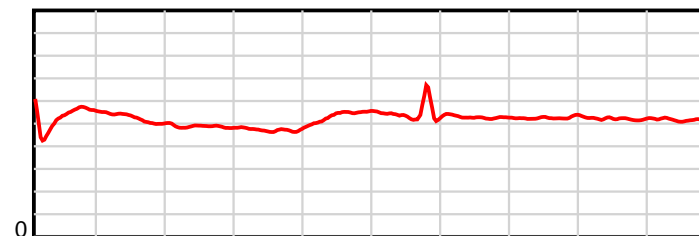
1980 m Finish

20 m/sec Speed



1980 m Finish

100 % Stride efficiency



1980 m Finish

Note: Horizontal distance axis grid lines are 200m furlongs.

Disclaimer.

HRNZ and NZMTC and Thoroughbred Ratings Pty Ltd accepts no responsibility for the completeness or accuracy of any of the information contained herein, and makes no representations about its suitability for any particular purpose. Users should make their own judgements about those matters and/or seek independent advice. You assume all risks associated with use of the data provided on this page.



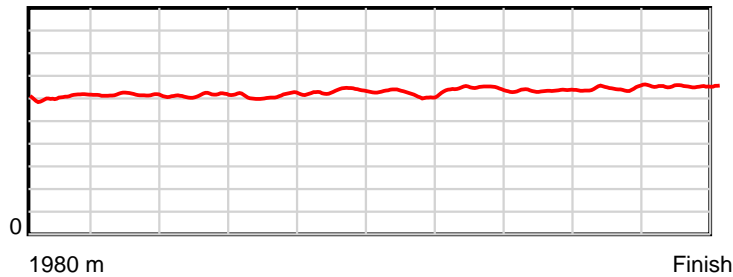
Race Results



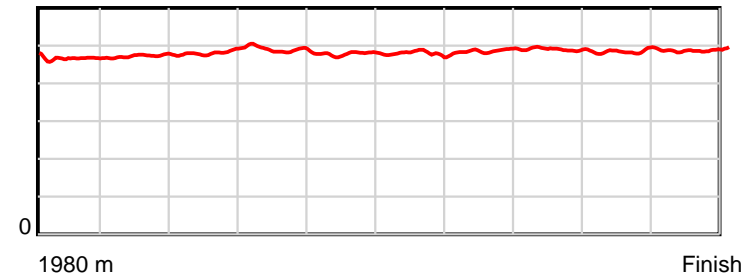
August 16, 2024, Race 2, ROAD METALS MOBILE TROT, Distance 1980m, Addington - Survey 1980m

Result	TAB no.	Horse (Barrier)	1980 to	1800m to	1600m to	1400m to	1200m to	1000m to	800m to	600m to	400m to	200m to	Total or	Margin
5th	7	Viva La Vida (7)	1800m	1600m	1400m	1200m	1000m	800m	600m	400m	200m	WP	Average	
		Position in running (margin)	-	7(8.8)	7(10.7)	7(8.1)	6(5.7)	6(7.8)	7(8.9)	6(5.7)	7(7.9)	6(7.4)		5.70
		Sectional time (s)	14.45	15.73	15.84	16.00	15.30	15.80	15.15	15.77	15.36	14.89		
		Cumulative time (s)	154.29	139.84	124.11	108.27	92.27	76.97	61.17	46.02	30.25	14.89	2:34.29	
		Speed (m/s)	12.46	12.71	12.63	12.50	13.07	12.66	13.20	12.68	13.02	13.43	12.83	
		Stride length (m)	5.98	6.00	6.09	6.13	6.25	6.07	6.43	6.21	6.31	6.56	6.20	
		Stride duration (s)	0.465	0.472	0.482	0.490	0.478	0.479	0.487	0.490	0.485	0.488	0.483	
		Stride efficiency (%)	55.86	56.30	57.87	58.65	61.10	57.59	64.58	60.27	62.30	67.19	60.07	
		Stride count	30.11	33.32	32.87	32.65	31.98	32.94	31.11	32.20	31.68	30.50	319.36	

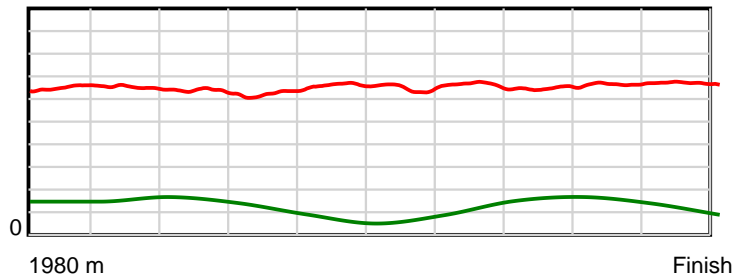
10 m Stride length



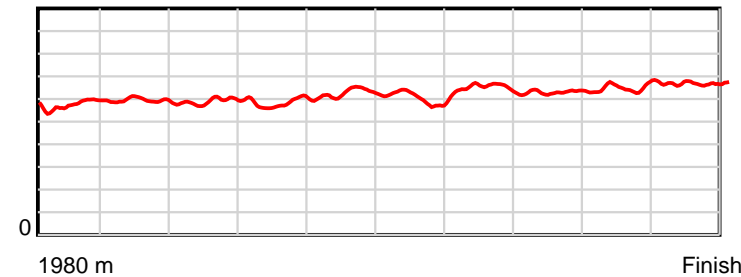
0.6 s Stride duration



20 m/sec Speed



100 % Stride efficiency



Note: Horizontal distance axis grid lines are 200m furlongs.

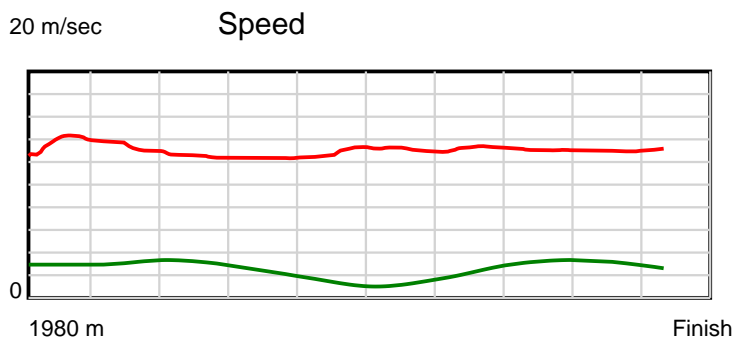
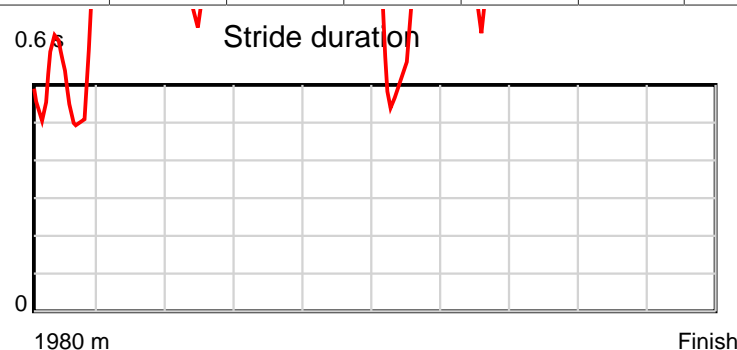
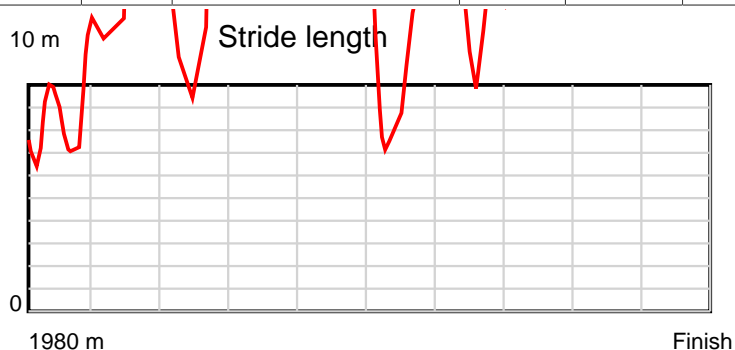
Disclaimer.

HRNZ and NZMTC and Thoroughbred Ratings Pty Ltd accepts no responsibility for the completeness or accuracy of any of the information contained herein, and makes no representations about its suitability for any particular purpose. Users should make their own judgements about those matters and/or seek independent advice. You assume all risks associated with use of the data provided on this page.

Race Results

August 16, 2024, Race 2, ROAD METALS MOBILE TROT, Distance 1980m, Addington - Survey 1980m

Result	TAB no.	Horse (Barrier)	1980 to	1800m to	1600m to	1400m to	1200m to	1000m to	800m to	600m to	400m to	200m to	Total or	Margin
6th	8	Penelope Hall (8)	1800m	1600m	1400m	1200m	1000m	800m	600m	400m	200m	WP	Average	
		Position in running (margin)	-	3(2.8)	3(4.1)	3(3.4)	4(3.3)	5(5.7)	5(6.5)	4(4.0)	5(5.2)	4(5.8)		6.60
		Sectional time (s)	13.41	15.63	16.16	16.39	15.35	15.75	15.27	15.60	15.53	15.37		
		Cumulative time (s)	154.46	141.05	125.42	109.26	92.87	77.52	61.77	46.50	30.90	15.37	2:34.46	
		Speed (m/s)	13.42	12.80	12.38	12.20	13.03	12.70	13.10	12.82	12.88	13.01	12.82	
		Stride length (m)	7.41	15.00	11.58	13.98	15.92	12.81	11.01	10.73	9.96	26.38	12.23	
		Stride duration (s)	0.543	1.172	0.935	1.145	1.222	1.009	0.841	0.837	0.774	2.027	0.954	
		Stride efficiency (%)	85.75	351.43	209.46	305.19	396.20	256.53	189.54	179.84	155.11	1087.79	233.90	
		Stride count	24.30	13.34	17.27	14.31	12.56	15.61	18.16	18.64	20.07	7.58	161.84	



Note: Horizontal distance axis grid lines are 200m furlongs.

Disclaimer.

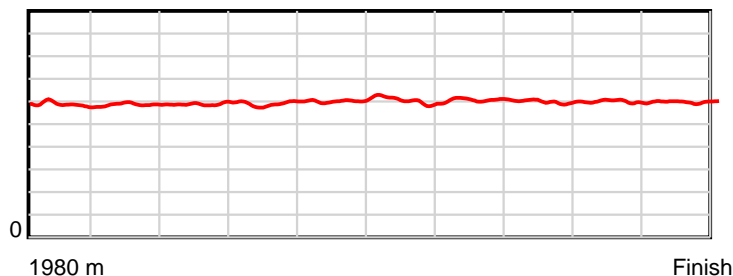
HRNZ and NZMTC and Thoroughbred Ratings Pty Ltd accepts no responsibility for the completeness or accuracy of any of the information contained herein, and makes no representations about its suitability for any particular purpose. Users should make their own judgements about those matters and/or seek independent advice. You assume all risks associated with use of the data provided on this page.

Race Results

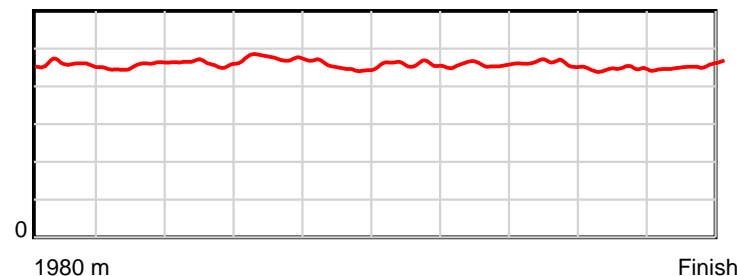
August 16, 2024, Race 2, ROAD METALS MOBILE TROT, Distance 1980m, Addington - Survey 1980m

Result	TAB no.	Horse (Barrier)	1980 to	1800m to	1600m to	1400m to	1200m to	1000m to	800m to	600m to	400m to	200m to	Total or	Margin
7th	9	Ridge (9)	1800m	1600m	1400m	1200m	1000m	800m	600m	400m	200m	WP	Average	
		Position in running (margin)	-	9(11.7)	9(14.7)	9(12.5)	9(10.5)	10(12.8)	10(13.6)	9(9.5)	9(11.7)	8(8.0)		7.60
		Sectional time (s)	14.82	15.93	15.90	16.07	15.33	15.75	15.02	15.76	14.82	15.25		
		Cumulative time (s)	154.65	139.83	123.90	108.00	91.93	76.60	60.85	45.83	30.07	15.25	2:34.65	
		Speed (m/s)	12.15	12.55	12.58	12.45	13.05	12.70	13.32	12.69	13.50	13.11	12.80	
		Stride length (m)	5.79	5.71	5.80	5.92	5.89	5.82	6.11	5.83	6.01	5.97	5.88	
		Stride duration (s)	0.459	0.455	0.461	0.476	0.451	0.458	0.458	0.460	0.445	0.455	0.460	
		Stride efficiency (%)	52.38	50.95	52.55	54.83	54.24	52.94	58.25	53.19	56.44	55.64	54.10	
		Stride count	31.09	35.03	34.49	33.76	33.95	34.36	32.76	34.28	33.28	33.52	336.52	

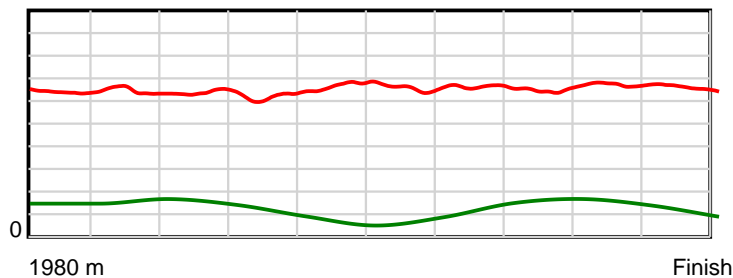
10 m Stride length



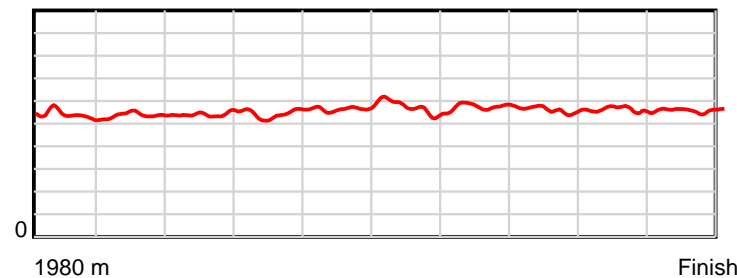
0.6 s Stride duration



20 m/sec Speed



100 % Stride efficiency



Note: Horizontal distance axis grid lines are 200m furlongs.

Disclaimer.

HRNZ and NZMTC and Thoroughbred Ratings Pty Ltd accepts no responsibility for the completeness or accuracy of any of the information contained herein, and makes no representations about its suitability for any particular purpose. Users should make their own judgements about those matters and/or seek independent advice. You assume all risks associated with use of the data provided on this page.

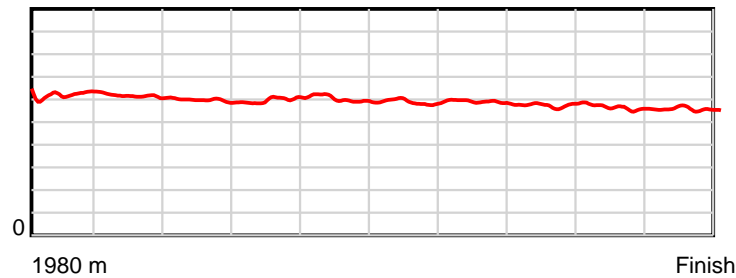


Race Results

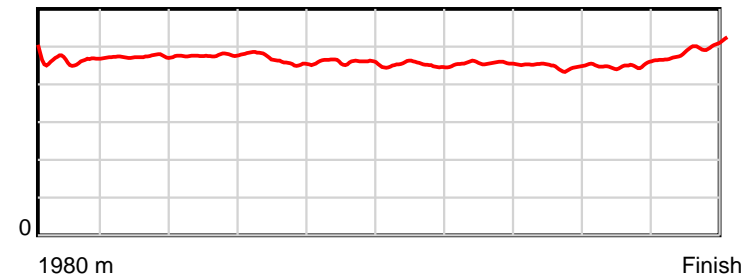
August 16, 2024, Race 2, ROAD METALS MOBILE TROT, Distance 1980m, Addington - Survey 1980m

Result	TAB no.	Horse (Barrier)	1980 to	1800m to	1600m to	1400m to	1200m to	1000m to	800m to	600m to	400m to	200m to	Total or	Margin
8th	6	Muscle Dash (6)	1800m	1600m	1400m	1200m	1000m	800m	600m	400m	200m	WP	Average	
		Position in running (margin)	-	5(5.2)	5(6.8)	5(5.8)	1(0.0)	3(3.6)	3(3.7)	3(1.9)	3(4.0)	7(8.0)		21.00
		Sectional time (s)	13.65	15.68	16.10	15.43	15.56	15.62	15.40	15.73	16.11	17.83		
		Cumulative time (s)	157.11	143.46	127.78	111.68	96.25	80.69	65.07	49.67	33.94	17.83	2:37.11	
		Speed (m/s)	13.19	12.76	12.42	12.96	12.85	12.80	12.99	12.71	12.41	11.22	12.60	
		Stride length (m)	6.14	6.04	5.92	6.02	5.91	5.78	5.92	5.70	5.60	5.56	5.85	
		Stride duration (s)	0.462	0.473	0.476	0.465	0.459	0.452	0.456	0.448	0.451	0.496	0.464	
		Stride efficiency (%)	58.93	56.95	54.74	56.70	54.51	52.27	54.85	50.72	48.96	48.39	53.50	
		Stride count	29.31	33.13	33.79	33.20	33.86	34.58	33.76	35.10	35.73	35.94	338.40	

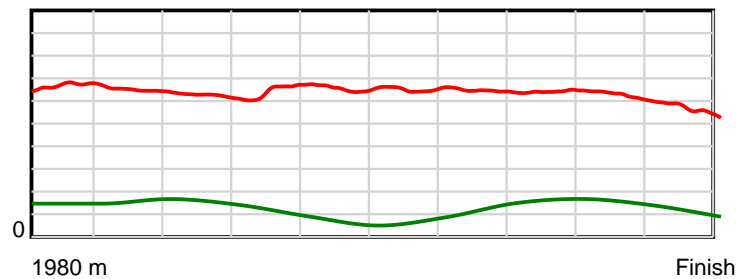
10 m Stride length



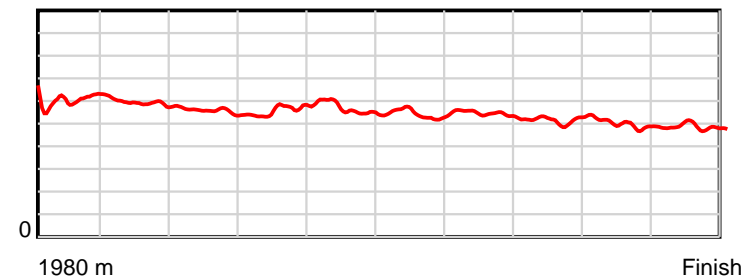
0.6 s Stride duration



20 m/sec Speed



100 % Stride efficiency



Note: Horizontal distance axis grid lines are 200m furlongs.

Disclaimer.

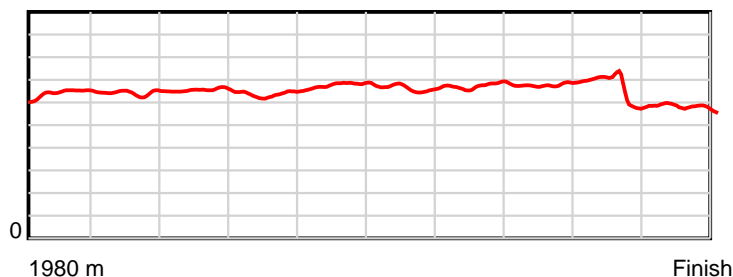
HRNZ and NZMTC and Thoroughbred Ratings Pty Ltd accepts no responsibility for the completeness or accuracy of any of the information contained herein, and makes no representations about its suitability for any particular purpose. Users should make their own judgements about those matters and/or seek independent advice. You assume all risks associated with use of the data provided on this page.

Race Results

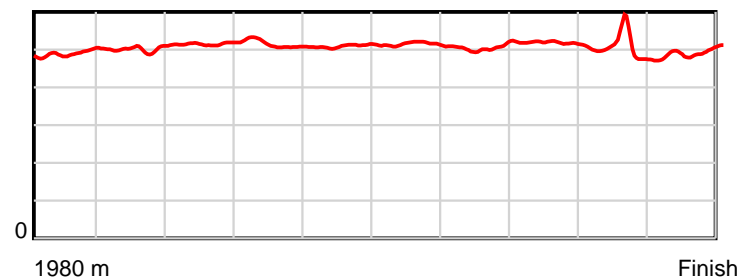
August 16, 2024, Race 2, ROAD METALS MOBILE TROT, Distance 1980m, Addington - Survey 1980m

Result	TAB no.	Horse (Barrier)	1980 to	1800m to	1600m to	1400m to	1200m to	1000m to	800m to	600m to	400m to	200m to	Total or	Margin
9th	10	Waterloo Stati... (10)	1800m	1600m	1400m	1200m	1000m	800m	600m	400m	200m	WP	Average	
		Position in running (margin)	-	8(10.4)	8(12.8)	8(9.9)	8(8.0)	8(9.6)	8(11.1)	8(7.6)	8(9.2)	9(10.6)		21.30
		Sectional time (s)	14.52	15.83	15.78	16.10	15.22	15.86	15.10	15.66	15.68	17.43		
		Cumulative time (s)	157.18	142.66	126.83	111.05	94.95	79.73	63.87	48.77	33.11	17.43	2:37.18	
		Speed (m/s)	12.40	12.63	12.67	12.42	13.14	12.61	13.25	12.77	12.76	11.47	12.60	
		Stride length (m)	6.38	6.34	6.53	6.40	6.69	6.49	6.70	6.61	6.38	5.66	6.41	
		Stride duration (s)	0.490	0.502	0.515	0.515	0.509	0.515	0.506	0.517	0.501	0.494	0.508	
		Stride efficiency (%)	63.57	62.78	66.59	63.95	69.97	65.84	70.25	68.22	63.67	50.13	64.12	
		Stride count	28.22	31.55	30.64	31.26	29.89	30.81	29.83	30.27	31.33	35.31	309.11	

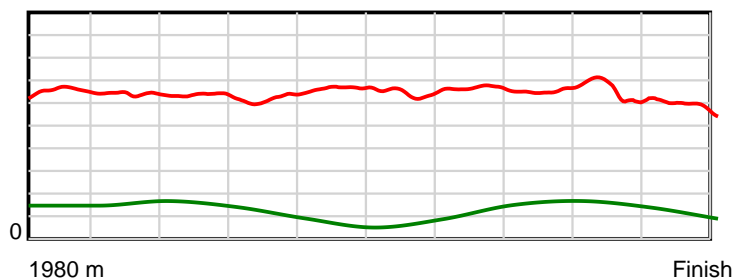
10 m Stride length



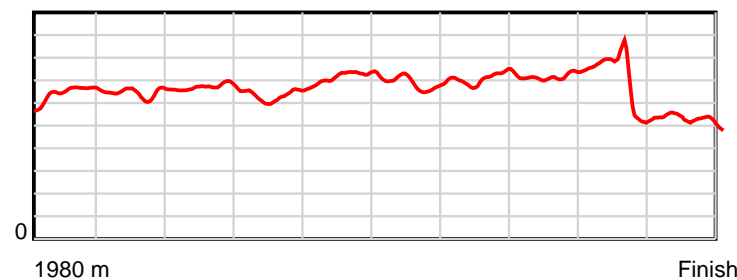
0.6 s Stride duration



20 m/sec Speed



100 % Stride efficiency



Note: Horizontal distance axis grid lines are 200m furlongs.

Disclaimer.

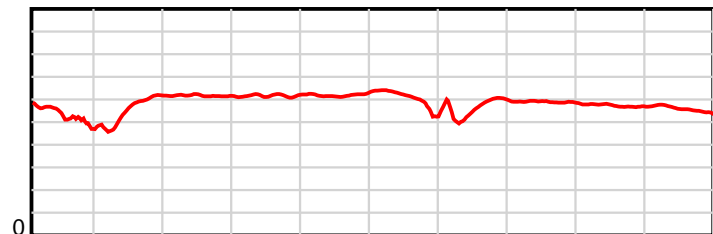
HRNZ and NZMTC and Thoroughbred Ratings Pty Ltd accepts no responsibility for the completeness or accuracy of any of the information contained herein, and makes no representations about its suitability for any particular purpose. Users should make their own judgements about those matters and/or seek independent advice. You assume all risks associated with use of the data provided on this page.

Race Results

August 16, 2024, Race 2, ROAD METALS MOBILE TROT, Distance 1980m, Addington - Survey 1980m

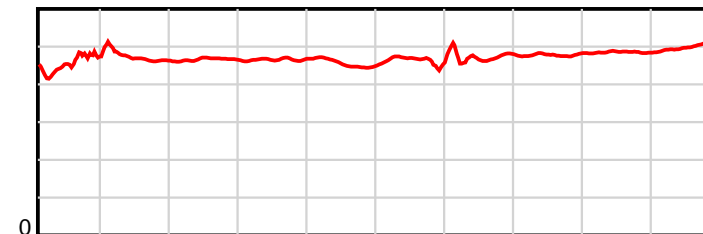
Result	TAB no.	Horse (Barrier)	1980 to	1800m to	1600m to	1400m to	1200m to	1000m to	800m to	600m to	400m to	200m to	Total or	Margin
10th	4	Kiss Me Kate (4)	1800m	1600m	1400m	1200m	1000m	800m	600m	400m	200m	WP	Average	
		Position in running (margin)	-	11(18.6)	11(28.8)	11(21.4)	10(12.9)	9(12.0)	9(13.0)	10(18.3)	10(23.8)	10(31.7)		43.90
		Sectional time (s)	15.91	17.11	15.03	14.99	14.80	15.77	16.58	16.30	16.76	18.11		
		Cumulative time (s)	161.36	145.45	128.34	113.31	98.32	83.52	67.75	51.17	34.87	18.11	2:41.36	
		Speed (m/s)	11.31	11.69	13.31	13.34	13.51	12.68	12.06	12.27	11.93	11.04	12.27	
		Stride length (m)	5.06	5.49	6.20	6.22	6.16	5.80	5.62	5.87	5.79	5.57	5.76	
		Stride duration (s)	0.445	0.470	0.466	0.466	0.456	0.457	0.466	0.478	0.485	0.504	0.470	
		Stride efficiency (%)	40.01	47.11	59.99	60.36	59.23	52.57	49.36	53.82	52.37	48.43	51.90	
		Stride count	35.57	36.43	32.28	32.18	32.49	34.48	35.59	34.08	34.55	35.93	343.58	

10 m Stride length



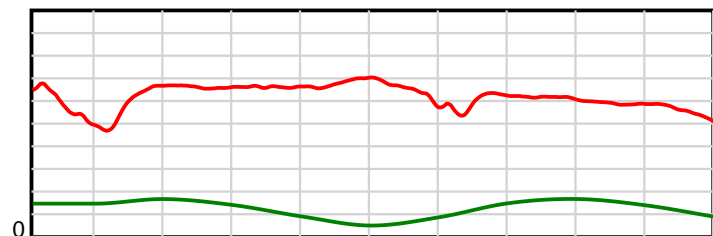
1980 m Finish

0.6 s Stride duration



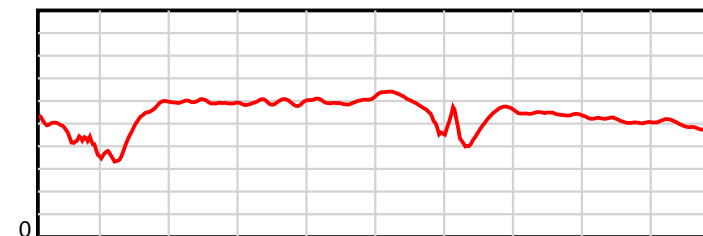
1980 m Finish

20 m/sec Speed



1980 m Finish

100 % Stride efficiency



1980 m Finish

Note: Horizontal distance axis grid lines are 200m furlongs.

Disclaimer.

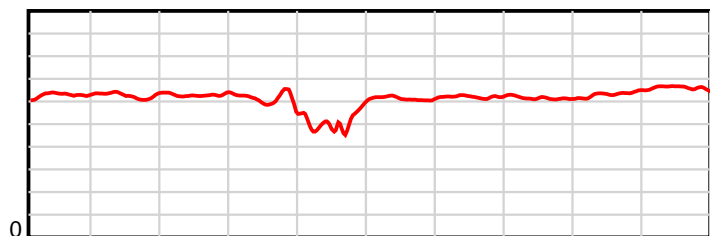
HRNZ and NZMTC and Thoroughbred Ratings Pty Ltd accepts no responsibility for the completeness or accuracy of any of the information contained herein, and makes no representations about its suitability for any particular purpose. Users should make their own judgements about those matters and/or seek independent advice. You assume all risks associated with use of the data provided on this page.

Race Results

August 16, 2024, Race 2, ROAD METALS MOBILE TROT, Distance 1980m, Addington - Survey 1980m

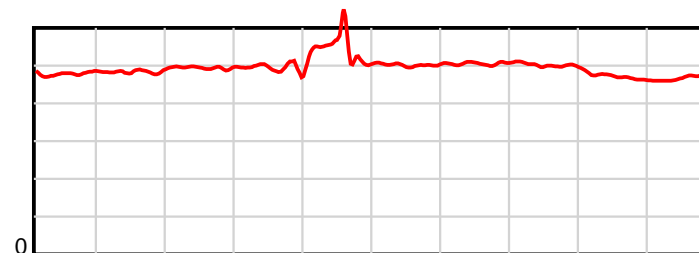
Result	TAB no.	Horse (Barrier)	1980 to	1800m to	1600m to	1400m to	1200m to	1000m to	800m to	600m to	400m to	200m to	Total or	Margin
11th	11	Cyclone Zion W (0)	1800m	1600m	1400m	1200m	1000m	800m	600m	400m	200m	WP	Average	
		Position in running (margin)	-	10(14.1)	10(17.1)	10(15.3)	11(16.2)	11(54.7)	11(61.2)	11(66.3)	11(72.2)	11(67.4)		57.50
		Sectional time (s)	15.37	15.93	15.97	16.55	21.36	16.70	16.54	16.38	14.64	14.43		
		Cumulative time (s)	163.87	148.50	132.57	116.60	100.05	78.69	61.99	45.45	29.07	14.43	2:43.87	
		Speed (m/s)	11.71	12.55	12.52	12.08	9.36	11.98	12.09	12.21	13.66	13.86	12.08	
		Stride length (m)	6.19	6.08	6.19	5.92	5.01	6.01	6.12	6.09	6.40	6.57	6.03	
		Stride duration (s)	0.478	0.484	0.494	0.490	0.535	0.502	0.506	0.499	0.468	0.474	0.499	
		Stride efficiency (%)	59.82	57.69	59.91	54.72	39.30	56.41	58.50	58.01	63.93	67.45	56.77	
		Stride count	29.09	32.92	32.30	33.80	39.88	33.29	32.69	32.83	31.27	30.44	328.51	

10 m Stride length



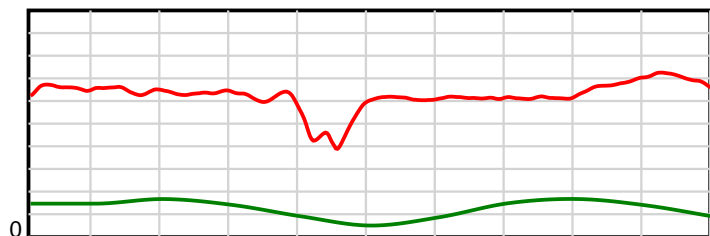
1980 m Finish

0.6 s Stride duration



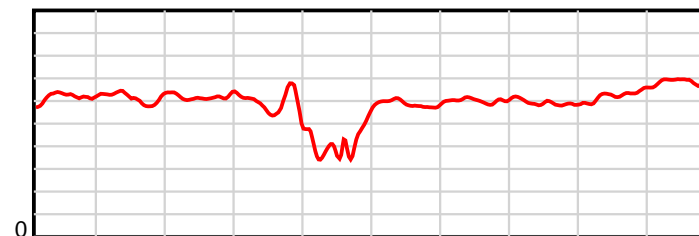
1980 m Finish

20 m/sec Speed



1980 m Finish

100 % Stride efficiency



1980 m Finish

Note: Horizontal distance axis grid lines are 200m furlongs.

Disclaimer.

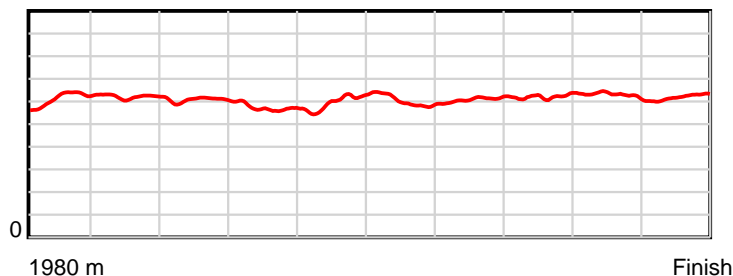
HRNZ and NZMTC and Thoroughbred Ratings Pty Ltd accepts no responsibility for the completeness or accuracy of any of the information contained herein, and makes no representations about its suitability for any particular purpose. Users should make their own judgements about those matters and/or seek independent advice. You assume all risks associated with use of the data provided on this page.

Race Results

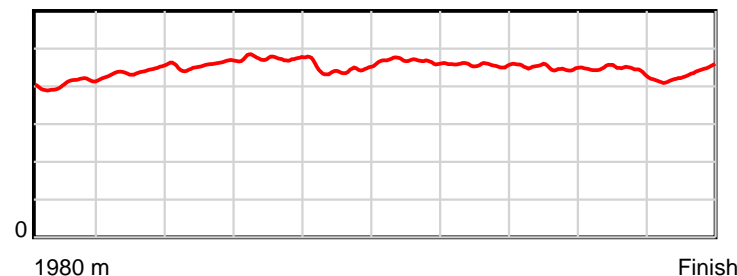
August 16, 2024, Race 3, BRECKON FARMS MOBILE PACE, Distance 1980m, Addington - Survey 1980m

Result	TAB no.	Horse (Barrier)	1980 to	1800m to	1600m to	1400m to	1200m to	1000m to	800m to	600m to	400m to	200m to	Total or	Margin
1st	4	Five Crowns (4)	1800m	1600m	1400m	1200m	1000m	800m	600m	400m	200m	WP	Average	
		Position in running (margin)	-	3(1.2)	3(1.5)	3(2.2)	3(2.3)	3(2.2)	3(2.2)	3(1.8)	3(1.4)	3(1.4)		0.00
		Sectional time (s)	12.16	14.24	15.05	16.67	14.95	15.75	14.97	14.41	14.11	13.98		
		Cumulative time (s)	146.29	134.13	119.89	104.84	88.17	73.22	57.47	42.50	28.09	13.98	2:26.29	
		Speed (m/s)	14.80	14.04	13.29	12.00	13.38	12.70	13.36	13.88	14.17	14.31	13.53	
		Stride length (m)	6.09	6.19	6.07	5.70	5.96	5.94	6.10	6.23	6.30	6.18	6.07	
		Stride duration (s)	0.407	0.441	0.457	0.475	0.446	0.468	0.457	0.449	0.444	0.432	0.449	
		Stride efficiency (%)	57.93	59.79	57.57	50.69	55.54	55.15	58.19	60.75	61.94	59.73	57.59	
		Stride count	29.56	32.33	32.95	35.12	33.55	33.67	32.78	32.08	31.77	32.35	326.16	

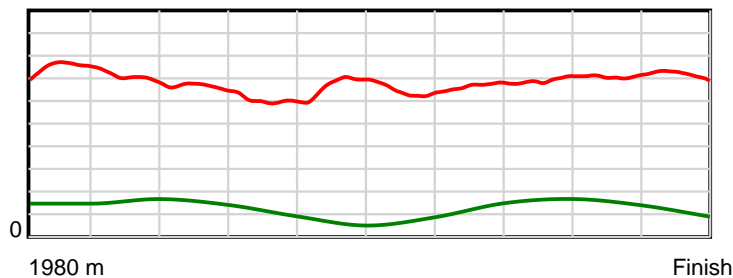
10 m Stride length



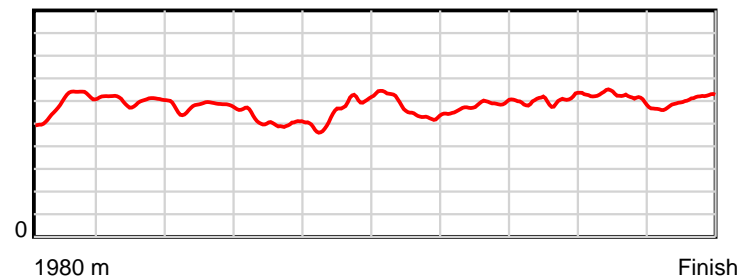
0.6 s Stride duration



20 m/sec Speed



100 % Stride efficiency



Note: Horizontal distance axis grid lines are 200m furlongs.

Disclaimer.

HRNZ and NZMTC and Thoroughbred Ratings Pty Ltd accepts no responsibility for the completeness or accuracy of any of the information contained herein, and makes no representations about its suitability for any particular purpose. Users should make their own judgements about those matters and/or seek independent advice. You assume all risks associated with use of the data provided on this page.

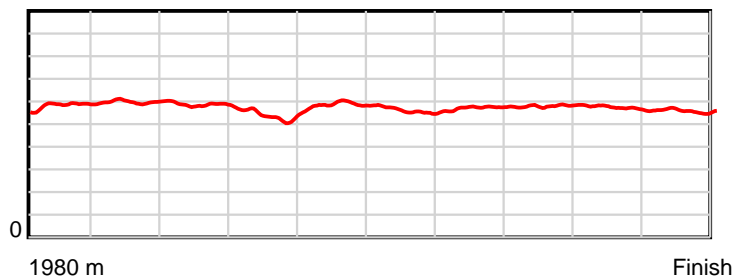


Race Results

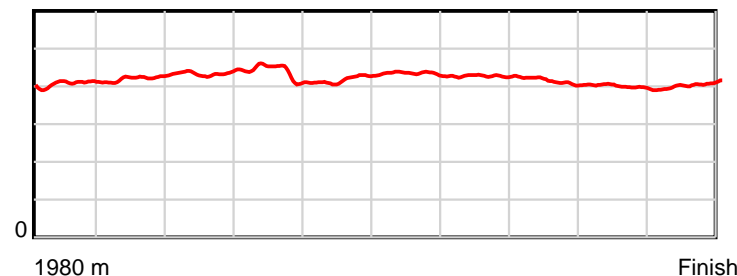
August 16, 2024, Race 3, BRECKON FARMS MOBILE PACE, Distance 1980m, Addington - Survey 1980m

Result	TAB no.	Horse (Barrier)	1980 to	1800m to	1600m to	1400m to	1200m to	1000m to	800m to	600m to	400m to	200m to	Total or	Margin
2nd	6	Treasure Cove (6)	1800m	1600m	1400m	1200m	1000m	800m	600m	400m	200m	WP	Average	
		Position in running (margin)	-	6(5.3)	6(6.7)	6(6.4)	4(3.4)	2(1.2)	2(1.5)	2(0.6)	2(0.5)	2(0.3)		1.40
		Sectional time (s)	12.83	14.42	14.89	16.17	14.58	15.81	14.88	14.46	14.07	14.44		
		Cumulative time (s)	146.55	133.72	119.30	104.41	88.24	73.66	57.85	42.97	28.51	14.44	2:26.55	
		Speed (m/s)	14.03	13.87	13.43	12.37	13.72	12.65	13.44	13.83	14.21	13.85	13.51	
		Stride length (m)	5.79	5.83	5.84	5.42	5.74	5.49	5.75	5.71	5.68	5.60	5.68	
		Stride duration (s)	0.408	0.421	0.435	0.438	0.419	0.434	0.427	0.413	0.399	0.404	0.420	
		Stride efficiency (%)	52.47	53.18	53.31	45.84	51.52	47.15	51.58	50.99	50.33	48.95	50.43	
		Stride count	31.06	34.28	34.24	36.93	34.83	36.41	34.81	35.01	35.24	35.73	348.54	

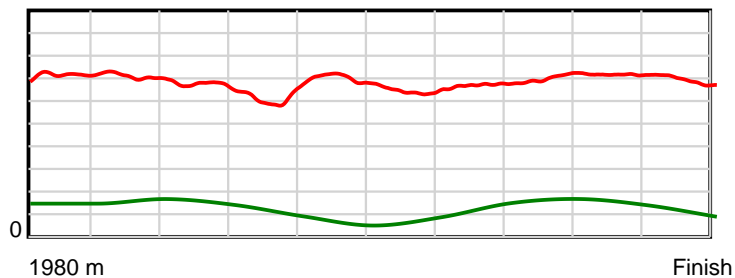
10 m Stride length



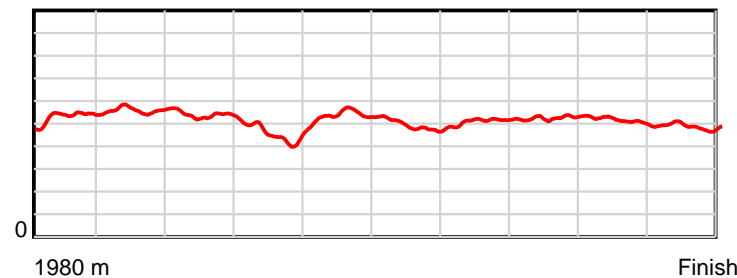
0.6 s Stride duration



20 m/sec Speed



100 % Stride efficiency



Note: Horizontal distance axis grid lines are 200m furlongs.

Disclaimer.

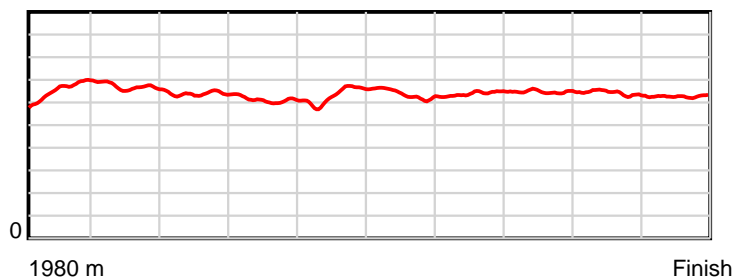
HRNZ and NZMTC and Thoroughbred Ratings Pty Ltd accepts no responsibility for the completeness or accuracy of any of the information contained herein, and makes no representations about its suitability for any particular purpose. Users should make their own judgements about those matters and/or seek independent advice. You assume all risks associated with use of the data provided on this page.

Race Results

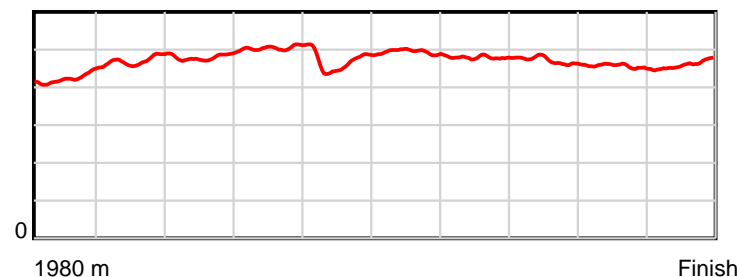
August 16, 2024, Race 3, BRECKON FARMS MOBILE PACE, Distance 1980m, Addington - Survey 1980m

Result	TAB no.	Horse (Barrier)	1980 to	1800m to	1600m to	1400m to	1200m to	1000m to	800m to	600m to	400m to	200m to	Total or	Margin
3rd	1	The Bettor Dea... (1)	1800m	1600m	1400m	1200m	1000m	800m	600m	400m	200m	WP	Average	
		Position in running (margin)	-	1(0.0)	1(0.0)	1(0.0)	1(0.0)	1(0.0)	1(0.0)	1(0.0)	1(0.0)	1(0.0)		1.10
		Sectional time (s)	11.88	14.19	14.94	16.66	14.95	15.76	15.03	14.48	14.11	14.75		
		Cumulative time (s)	146.75	134.87	120.68	105.74	89.08	74.13	58.37	43.34	28.86	14.75	2:26.75	
		Speed (m/s)	15.15	14.09	13.39	12.00	13.38	12.69	13.31	13.81	14.17	13.56	13.49	
		Stride length (m)	6.50	6.66	6.41	6.06	6.28	6.27	6.37	6.49	6.46	6.25	6.37	
		Stride duration (s)	0.425	0.473	0.479	0.505	0.470	0.494	0.478	0.470	0.456	0.461	0.472	
		Stride efficiency (%)	66.03	69.33	64.31	57.40	61.65	61.41	63.32	65.84	65.25	61.11	63.42	
		Stride count	27.69	30.03	31.18	33.00	31.84	31.90	31.42	30.81	30.95	31.98	310.80	

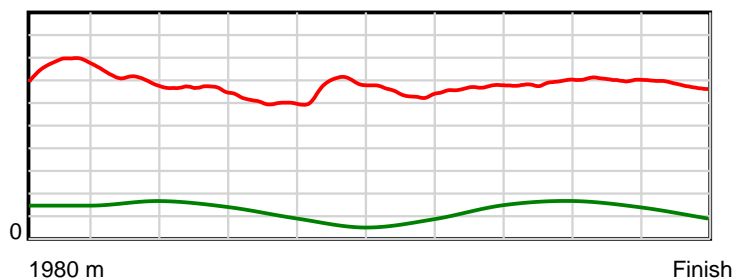
10 m Stride length



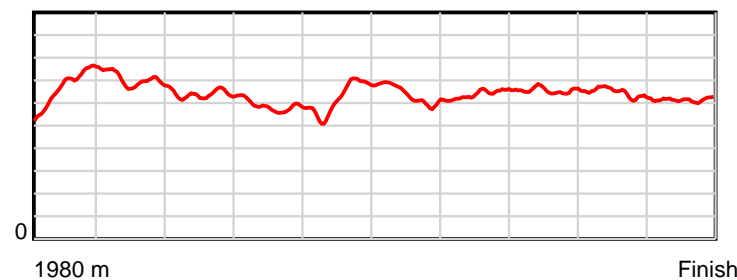
0.6 s Stride duration



20 m/sec Speed



100 % Stride efficiency



Note: Horizontal distance axis grid lines are 200m furlongs.

Disclaimer.

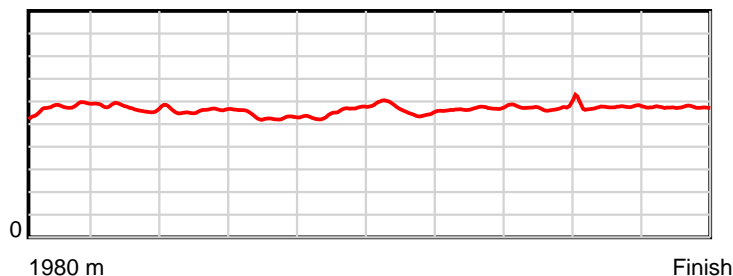
HRNZ and NZMTC and Thoroughbred Ratings Pty Ltd accepts no responsibility for the completeness or accuracy of any of the information contained herein, and makes no representations about its suitability for any particular purpose. Users should make their own judgements about those matters and/or seek independent advice. You assume all risks associated with use of the data provided on this page.

Race Results

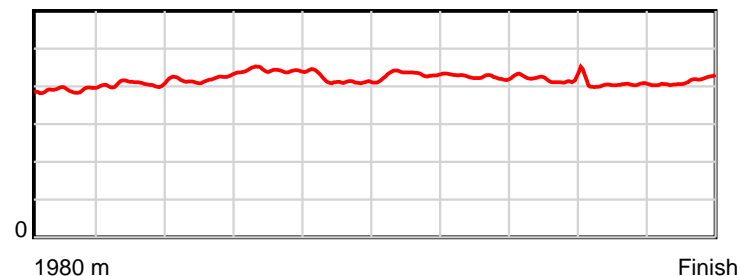
August 16, 2024, Race 3, BRECKON FARMS MOBILE PACE, Distance 1980m, Addington - Survey 1980m

Result	TAB no.	Horse (Barrier)	1980 to	1800m to	1600m to	1400m to	1200m to	1000m to	800m to	600m to	400m to	200m to	Total or	Margin
4th	2	Woodlea Rocks (2)	1800m	1600m	1400m	1200m	1000m	800m	600m	400m	200m	WP	Average	
		Position in running (margin)	-	5(3.5)	4(4.1)	5(4.6)	6(4.3)	5(5.2)	5(4.0)	5(3.7)	4(4.5)	4(4.0)		2.30
		Sectional time (s)	12.41	14.29	15.02	16.62	15.09	15.56	14.97	14.61	14.03	14.58		
		Cumulative time (s)	147.18	134.77	120.48	105.46	88.84	73.75	58.19	43.22	28.61	14.58	2:27.18	
		Speed (m/s)	14.50	14.00	13.32	12.03	13.25	12.85	13.36	13.69	14.26	13.72	13.45	
		Stride length (m)	5.70	5.70	5.59	5.32	5.53	5.56	5.68	5.75	5.75	5.70	5.63	
		Stride duration (s)	0.391	0.407	0.420	0.442	0.417	0.433	0.425	0.420	0.403	0.416	0.418	
		Stride efficiency (%)	50.72	50.79	48.90	44.30	47.75	48.33	50.36	51.74	51.66	50.75	49.45	
		Stride count	31.59	35.08	35.75	37.56	36.18	35.96	35.23	34.76	34.78	35.10	351.99	

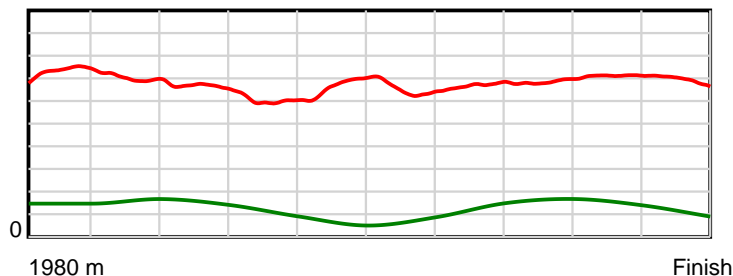
10 m Stride length



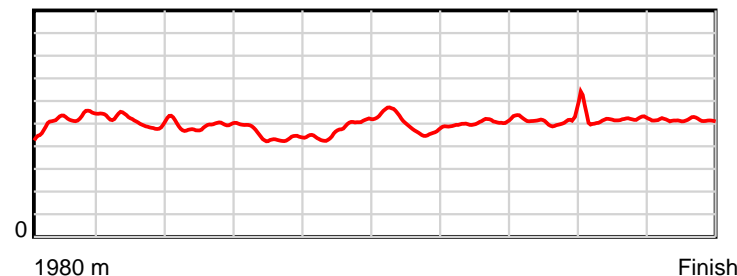
0.6 s Stride duration



20 m/sec Speed



100 % Stride efficiency



Note: Horizontal distance axis grid lines are 200m furlongs.

Disclaimer.

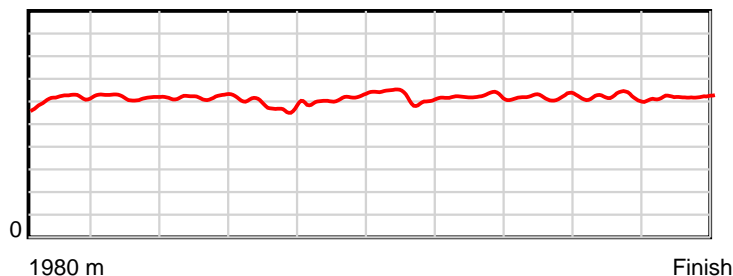
HRNZ and NZMTC and Thoroughbred Ratings Pty Ltd accepts no responsibility for the completeness or accuracy of any of the information contained herein, and makes no representations about its suitability for any particular purpose. Users should make their own judgements about those matters and/or seek independent advice. You assume all risks associated with use of the data provided on this page.

Race Results

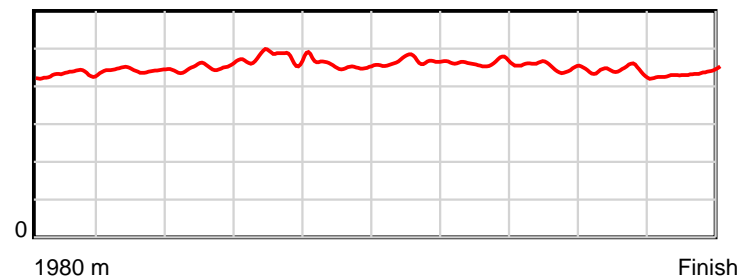
August 16, 2024, Race 3, BRECKON FARMS MOBILE PACE, Distance 1980m, Addington - Survey 1980m

Result	TAB no.	Horse (Barrier)	1980 to	1800m to	1600m to	1400m to	1200m to	1000m to	800m to	600m to	400m to	200m to	Total or	Margin
5th	9	Sacetas (9)	1800m	1600m	1400m	1200m	1000m	800m	600m	400m	200m	WP	Average	
		Position in running (margin)	-	9(10.1)	8(12.8)	8(10.6)	9(9.4)	9(10.8)	9(10.1)	9(8.9)	9(9.8)	6(9.8)		3.10
		Sectional time (s)	13.55	14.64	14.57	16.46	15.19	15.64	14.81	14.64	14.10	14.15		
		Cumulative time (s)	147.75	134.20	119.56	104.99	88.53	73.34	57.70	42.89	28.25	14.15	2:27.75	
		Speed (m/s)	13.28	13.66	13.73	12.15	13.17	12.79	13.50	13.66	14.18	14.13	13.40	
		Stride length (m)	6.05	6.06	6.19	5.83	5.99	5.97	6.23	6.17	6.24	6.16	6.09	
		Stride duration (s)	0.431	0.444	0.451	0.479	0.455	0.467	0.462	0.452	0.440	0.436	0.454	
		Stride efficiency (%)	57.22	57.40	59.87	53.03	56.11	55.66	60.71	59.56	60.77	59.26	57.89	
		Stride count	29.74	33.00	32.31	34.33	33.38	33.51	32.09	32.40	32.07	32.48	325.31	

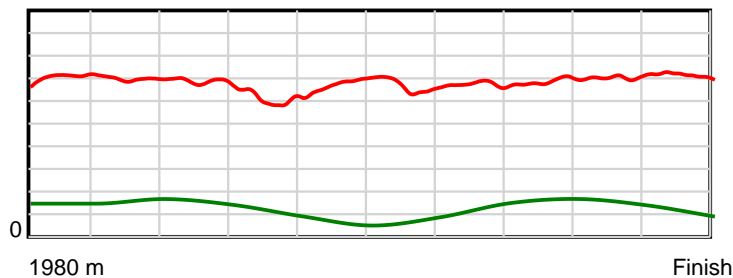
10 m Stride length



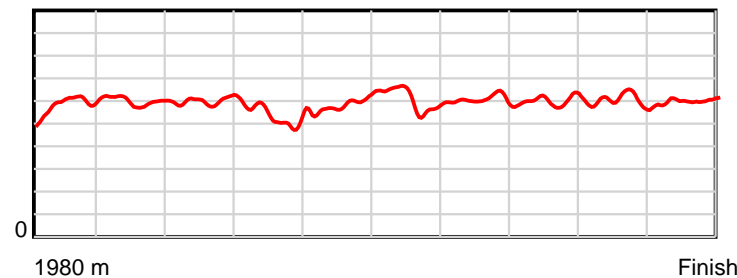
0.6 s Stride duration



20 m/sec Speed



100 % Stride efficiency



Note: Horizontal distance axis grid lines are 200m furlongs.

Disclaimer.

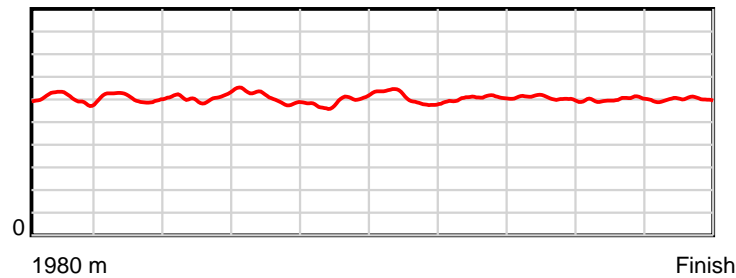
HRNZ and NZMTC and Thoroughbred Ratings Pty Ltd accepts no responsibility for the completeness or accuracy of any of the information contained herein, and makes no representations about its suitability for any particular purpose. Users should make their own judgements about those matters and/or seek independent advice. You assume all risks associated with use of the data provided on this page.

Race Results

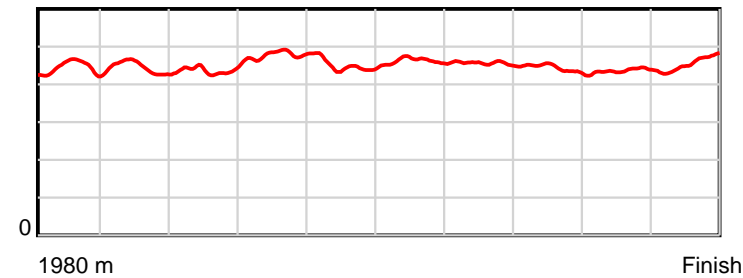
August 16, 2024, Race 3, BRECKON FARMS MOBILE PACE, Distance 1980m, Addington - Survey 1980m

Result	TAB no.	Horse (Barrier)	1980 to	1800m to	1600m to	1400m to	1200m to	1000m to	800m to	600m to	400m to	200m to	Total or	Margin
6th	8	Mandala (8)	1800m	1600m	1400m	1200m	1000m	800m	600m	400m	200m	WP	Average	
		Position in running (margin)	-	8(9.9)	9(14.3)	9(10.7)	7(6.3)	8(8.3)	7(6.1)	7(6.0)	6(6.6)	5(9.2)		5.70
		Sectional time (s)	13.65	14.92	14.34	15.91	15.29	15.38	15.01	14.60	14.53	15.18		
		Cumulative time (s)	148.81	135.16	120.24	105.90	89.99	74.70	59.32	44.31	29.71	15.18	2:28.81	
		Speed (m/s)	13.18	13.40	13.95	12.57	13.08	13.00	13.32	13.70	13.76	13.18	13.31	
		Stride length (m)	5.96	5.95	6.11	6.01	5.88	6.01	6.07	6.06	6.01	6.03	6.01	
		Stride duration (s)	0.444	0.444	0.438	0.479	0.450	0.462	0.456	0.442	0.437	0.457	0.452	
		Stride efficiency (%)	55.58	55.37	58.41	56.51	54.01	56.42	57.65	57.36	56.52	56.73	56.45	
		Stride count	30.18	33.60	32.71	33.26	34.02	33.29	32.93	33.01	33.25	33.19	329.44	

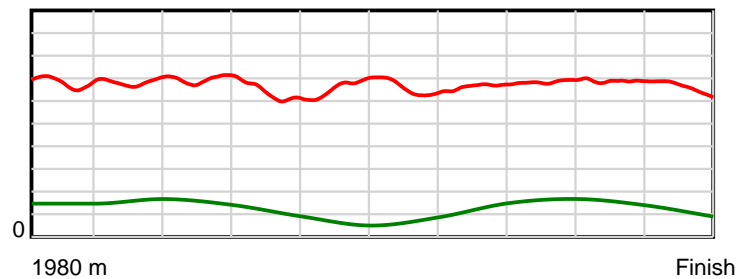
10 m Stride length



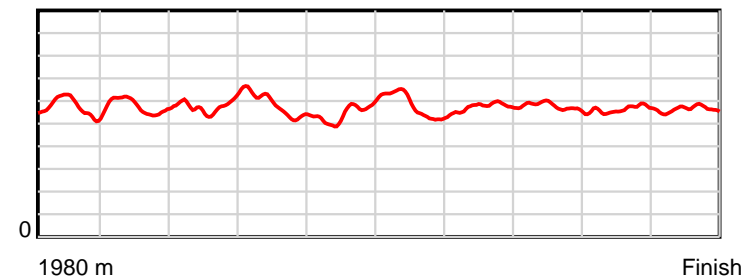
0.6 s Stride duration



20 m/sec Speed



100 % Stride efficiency



Note: Horizontal distance axis grid lines are 200m furlongs.

Disclaimer.

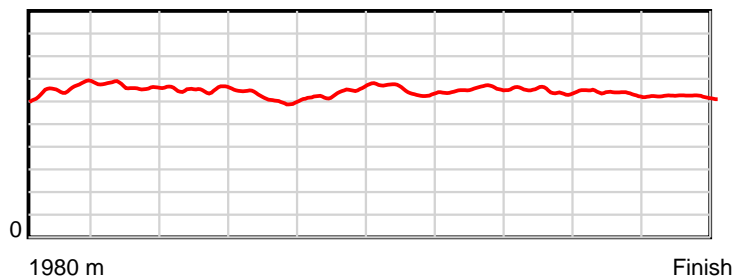
HRNZ and NZMTC and Thoroughbred Ratings Pty Ltd accepts no responsibility for the completeness or accuracy of any of the information contained herein, and makes no representations about its suitability for any particular purpose. Users should make their own judgements about those matters and/or seek independent advice. You assume all risks associated with use of the data provided on this page.

Race Results

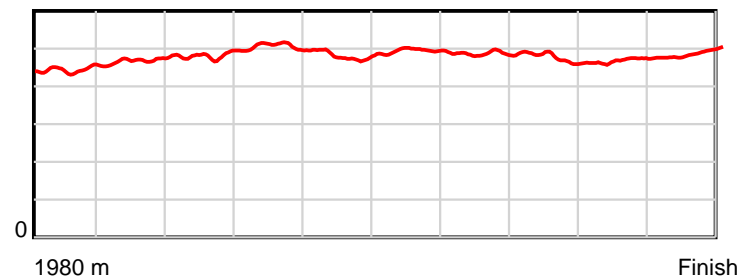
August 16, 2024, Race 3, BRECKON FARMS MOBILE PACE, Distance 1980m, Addington - Survey 1980m

Result	TAB no.	Horse (Barrier)	1980 to	1800m to	1600m to	1400m to	1200m to	1000m to	800m to	600m to	400m to	200m to	Total or	Margin
7th	3	Spirit Downund... (3)	1800m	1600m	1400m	1200m	1000m	800m	600m	400m	200m	WP	Average	
		Position in running (margin)	-	4(3.3)	5(4.5)	4(4.5)	5(4.0)	6(6.2)	6(5.6)	6(4.6)	7(8.0)	7(14.5)		8.00
		Sectional time (s)	12.42	14.39	14.94	16.57	15.33	15.65	14.86	15.04	15.20	15.89		
		Cumulative time (s)	150.29	137.87	123.48	108.54	91.97	76.64	60.99	46.13	31.09	15.89	2:30.29	
		Speed (m/s)	14.49	13.90	13.39	12.07	13.05	12.78	13.46	13.30	13.16	12.59	13.17	
		Stride length (m)	6.51	6.50	6.45	6.10	6.28	6.31	6.55	6.32	6.17	6.15	6.33	
		Stride duration (s)	0.444	0.468	0.482	0.505	0.482	0.494	0.486	0.475	0.469	0.489	0.480	
		Stride efficiency (%)	66.23	66.08	64.93	58.15	61.67	62.29	66.96	62.36	59.49	59.14	62.58	
		Stride count	27.65	30.76	31.03	32.79	31.84	31.68	30.55	31.66	32.42	32.51	312.89	

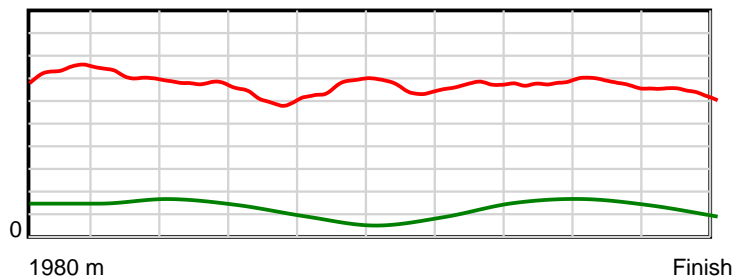
10 m Stride length



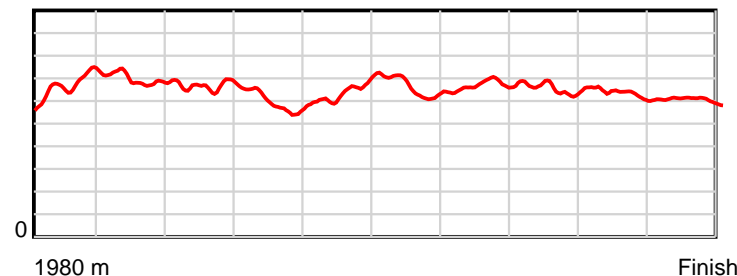
0.6 s Stride duration



20 m/sec Speed



100 % Stride efficiency



Note: Horizontal distance axis grid lines are 200m furlongs.

Disclaimer.

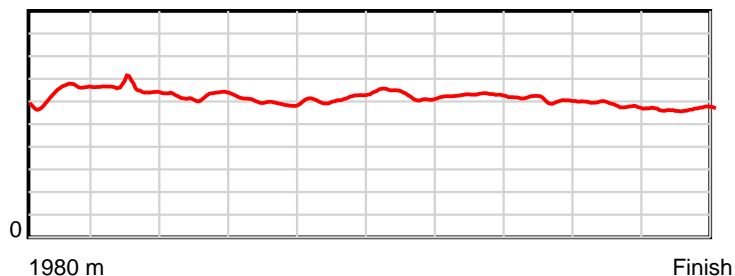
HRNZ and NZMTC and Thoroughbred Ratings Pty Ltd accepts no responsibility for the completeness or accuracy of any of the information contained herein, and makes no representations about its suitability for any particular purpose. Users should make their own judgements about those matters and/or seek independent advice. You assume all risks associated with use of the data provided on this page.

Race Results

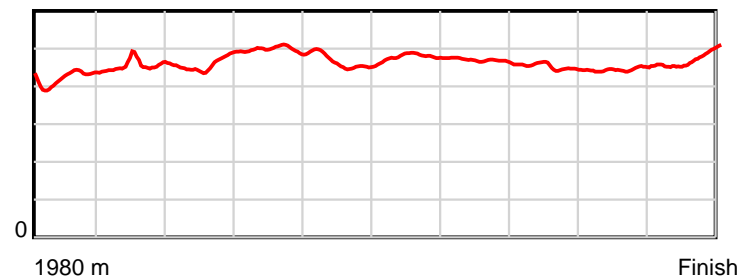
August 16, 2024, Race 3, BRECKON FARMS MOBILE PACE, Distance 1980m, Addington - Survey 1980m

Result	TAB no.	Horse (Barrier)	1980 to	1800m to	1600m to	1400m to	1200m to	1000m to	800m to	600m to	400m to	200m to	Total or	Margin
8th	5	Louie Massimo (5)	1800m	1600m	1400m	1200m	1000m	800m	600m	400m	200m	WP	Average	
		Position in running (margin)	-	2(0.8)	2(0.9)	2(0.9)	2(1.7)	4(4.3)	4(3.6)	4(3.0)	5(6.6)	8(14.6)		5.90
		Sectional time (s)	12.12	14.21	14.94	16.78	15.39	15.65	14.93	15.08	15.44	16.84		
		Cumulative time (s)	151.38	139.26	125.05	110.11	93.33	77.94	62.29	47.36	32.28	16.84	2:31.38	
		Speed (m/s)	14.85	14.07	13.39	11.92	13.00	12.78	13.40	13.26	12.95	11.88	13.08	
		Stride length (m)	6.33	6.37	6.17	5.93	6.02	6.13	6.27	5.97	5.78	5.63	6.05	
		Stride duration (s)	0.422	0.452	0.461	0.497	0.463	0.479	0.468	0.451	0.446	0.474	0.462	
		Stride efficiency (%)	62.53	63.31	59.53	54.90	56.69	58.66	61.34	55.79	52.15	49.59	57.16	
		Stride count	28.45	31.42	32.40	33.74	33.21	32.64	31.92	33.47	34.62	35.50	327.37	

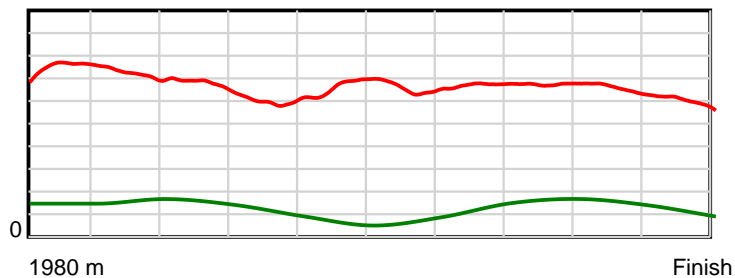
10 m Stride length



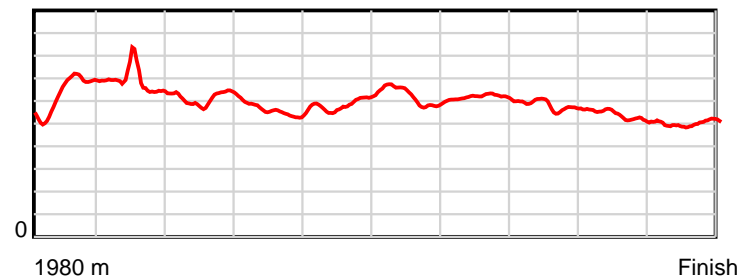
0.6 s Stride duration



20 m/sec Speed



100 % Stride efficiency



Note: Horizontal distance axis grid lines are 200m furlongs.

Disclaimer.

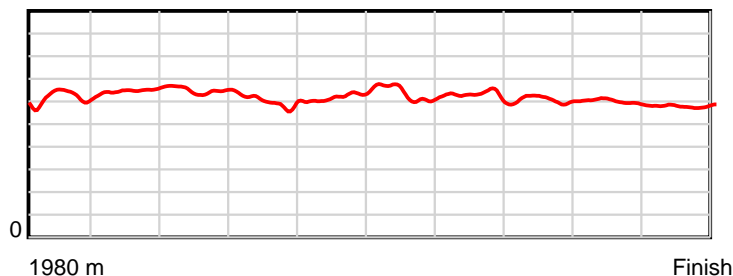
HRNZ and NZMTC and Thoroughbred Ratings Pty Ltd accepts no responsibility for the completeness or accuracy of any of the information contained herein, and makes no representations about its suitability for any particular purpose. Users should make their own judgements about those matters and/or seek independent advice. You assume all risks associated with use of the data provided on this page.

Race Results

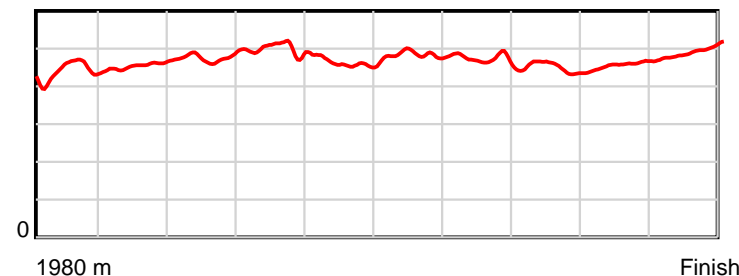
August 16, 2024, Race 3, BRECKON FARMS MOBILE PACE, Distance 1980m, Addington - Survey 1980m

Result	TAB no.	Horse (Barrier)	1980 to	1800m to	1600m to	1400m to	1200m to	1000m to	800m to	600m to	400m to	200m to	Total or	Margin
9th	7	Rylee Maguire (7)	1800m	1600m	1400m	1200m	1000m	800m	600m	400m	200m	WP	Average	
		Position in running (margin)	-	7(7.7)	7(8.6)	7(8.3)	8(7.2)	7(8.2)	8(7.4)	8(6.9)	8(9.7)	9(17.4)		3.40
		Sectional time (s)	13.23	14.34	14.90	16.48	15.12	15.62	14.93	14.95	15.38	17.06		
		Cumulative time (s)	152.01	138.78	124.44	109.54	93.06	77.94	62.32	47.39	32.44	17.06	2:32.01	
		Speed (m/s)	13.60	13.95	13.42	12.14	13.23	12.80	13.40	13.38	13.00	11.72	13.03	
		Stride length (m)	6.08	6.35	6.41	6.05	6.12	6.20	6.29	6.01	5.97	5.80	6.12	
		Stride duration (s)	0.441	0.455	0.478	0.498	0.463	0.484	0.470	0.449	0.459	0.495	0.470	
		Stride efficiency (%)	57.78	62.96	64.24	57.11	58.56	60.09	61.88	56.37	55.72	52.57	58.59	
		Stride count	29.60	31.51	31.19	33.08	32.67	32.25	31.78	33.30	33.49	34.48	323.35	

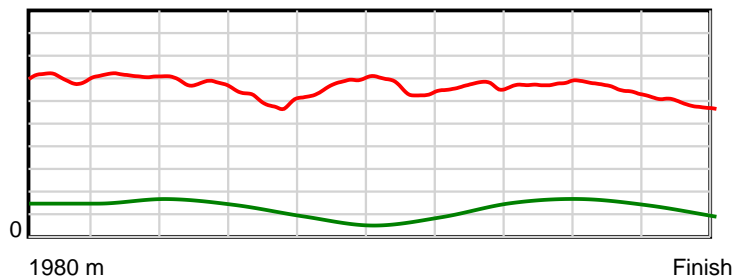
10 m Stride length



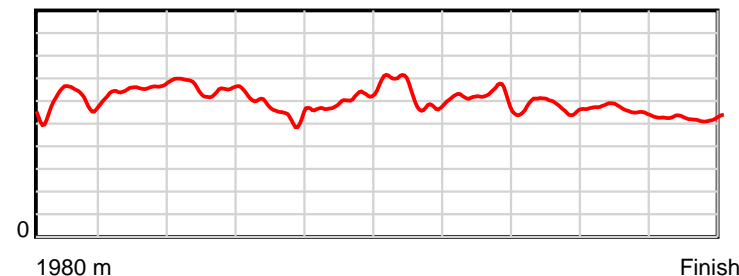
0.6 s Stride duration



20 m/sec Speed



100 % Stride efficiency



Note: Horizontal distance axis grid lines are 200m furlongs.

Disclaimer.

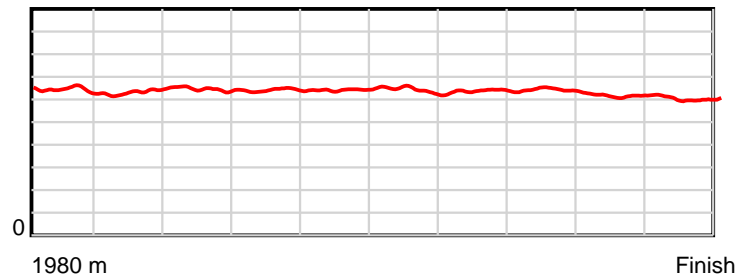
HRNZ and NZMTC and Thoroughbred Ratings Pty Ltd accepts no responsibility for the completeness or accuracy of any of the information contained herein, and makes no representations about its suitability for any particular purpose. Users should make their own judgements about those matters and/or seek independent advice. You assume all risks associated with use of the data provided on this page.

Race Results

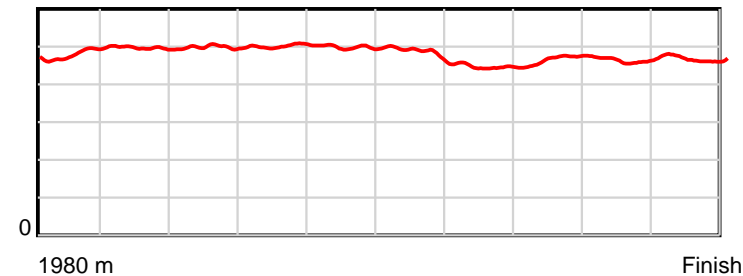
August 16, 2024, Race 4, SORTED LOGISTICS LIMITED MOBILE TROT, Distance 1980m, Addington - Survey 1980m

Result	TAB no.	Horse (Barrier)	1980 to	1800m to	1600m to	1400m to	1200m to	1000m to	800m to	600m to	400m to	200m to	Total or	Margin
1st	9	Ruakaka (8)	1800m	1600m	1400m	1200m	1000m	800m	600m	400m	200m	WP	Average	
		Position in running (margin)	-	7(9.0)	7(12.7)	7(10.1)	6(6.8)	6(5.8)	6(4.5)	2(0.1)	2(0.7)	1(0.0)		0.00
		Sectional time (s)	13.65	15.97	15.67	15.45	15.90	15.66	13.76	14.93	15.18	15.29		
		Cumulative time (s)	151.46	137.81	121.84	106.17	90.72	74.82	59.16	45.40	30.47	15.29	2:31.46	
		Speed (m/s)	13.18	12.52	12.76	12.94	12.58	12.77	14.53	13.40	13.18	13.08	13.07	
		Stride length (m)	6.38	6.22	6.36	6.50	6.27	6.18	6.49	6.28	6.11	6.11	6.29	
		Stride duration (s)	0.480	0.497	0.498	0.502	0.498	0.484	0.446	0.469	0.464	0.467	0.481	
		Stride efficiency (%)	63.70	60.48	63.22	65.99	61.46	59.59	65.77	61.58	58.43	58.42	61.76	
		Stride count	28.19	32.15	31.44	30.78	31.89	32.39	30.83	31.86	32.71	32.71	314.95	

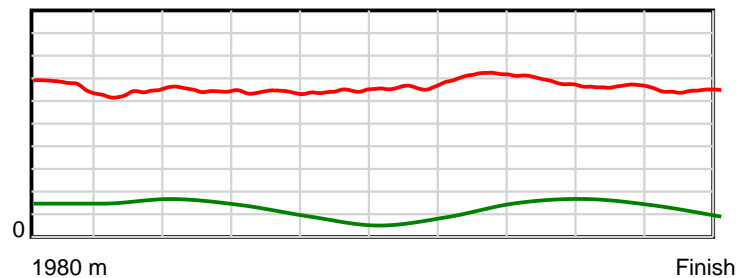
10 m Stride length



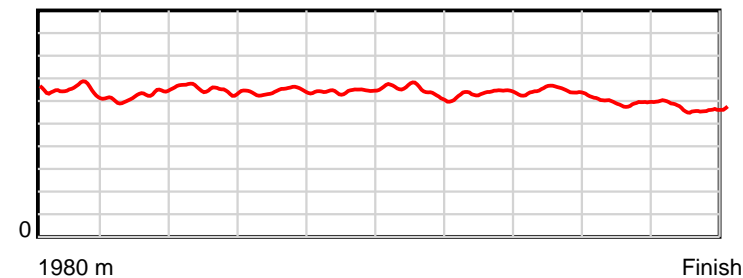
0.6 s Stride duration



20 m/sec Speed



100 % Stride efficiency



Note: Horizontal distance axis grid lines are 200m furlongs.

Disclaimer.

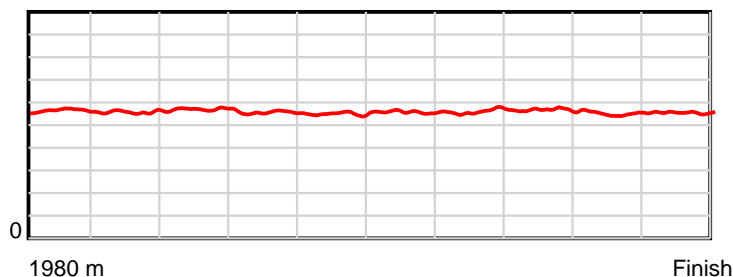
HRNZ and NZMTC and Thoroughbred Ratings Pty Ltd accepts no responsibility for the completeness or accuracy of any of the information contained herein, and makes no representations about its suitability for any particular purpose. Users should make their own judgements about those matters and/or seek independent advice. You assume all risks associated with use of the data provided on this page.

Race Results

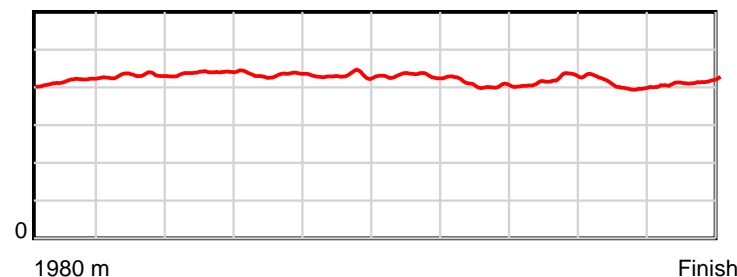
August 16, 2024, Race 4, SORTED LOGISTICS LIMITED MOBILE TROT, Distance 1980m, Addington - Survey 1980m

Result	TAB no.	Horse (Barrier)	1980 to	1800m to	1600m to	1400m to	1200m to	1000m to	800m to	600m to	400m to	200m to	Total or	Margin
2nd	8	Buffy Northsta... (7)	1800m	1600m	1400m	1200m	1000m	800m	600m	400m	200m	WP	Average	
		Position in running (margin)	-	6(8.5)	6(10.3)	5(6.9)	4(5.0)	4(3.3)	4(3.0)	5(3.3)	5(3.5)	3(1.5)		0.90
		Sectional time (s)	13.84	15.65	15.54	15.67	15.78	15.84	14.52	14.86	14.97	14.95		
		Cumulative time (s)	151.62	137.78	122.13	106.59	90.92	75.14	59.30	44.78	29.92	14.95	2:31.62	
		Speed (m/s)	13.00	12.78	12.87	12.76	12.67	12.63	13.77	13.46	13.36	13.38	13.06	
		Stride length (m)	5.60	5.51	5.65	5.54	5.46	5.44	5.62	5.66	5.43	5.55	5.54	
		Stride duration (s)	0.417	0.431	0.439	0.434	0.431	0.431	0.408	0.421	0.406	0.415	0.425	
		Stride efficiency (%)	48.93	47.48	49.89	48.00	46.59	46.25	49.28	50.10	46.06	48.09	48.03	
		Stride count	32.17	36.28	35.40	36.09	36.63	36.76	35.61	35.32	36.84	36.05	357.15	

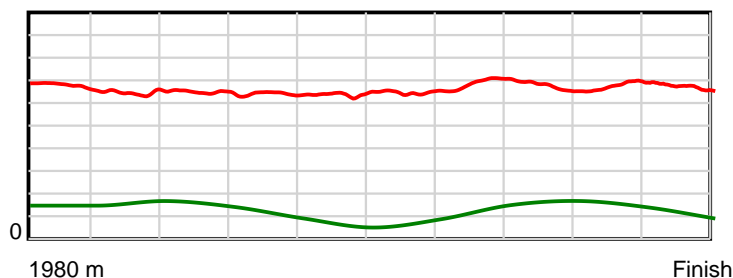
10 m Stride length



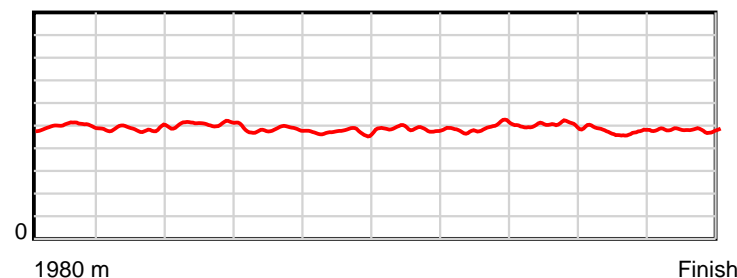
0.6 s Stride duration



20 m/sec Speed



100 % Stride efficiency



Note: Horizontal distance axis grid lines are 200m furlongs.

Disclaimer.

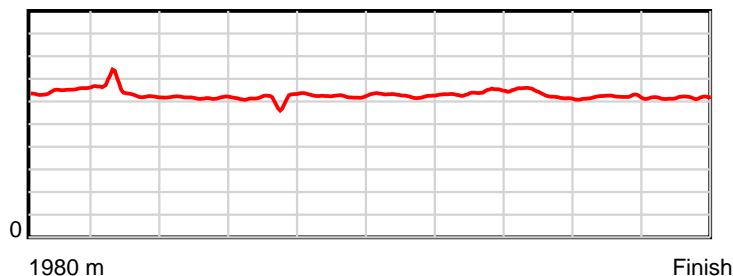
HRNZ and NZMTC and Thoroughbred Ratings Pty Ltd accepts no responsibility for the completeness or accuracy of any of the information contained herein, and makes no representations about its suitability for any particular purpose. Users should make their own judgements about those matters and/or seek independent advice. You assume all risks associated with use of the data provided on this page.

Race Results

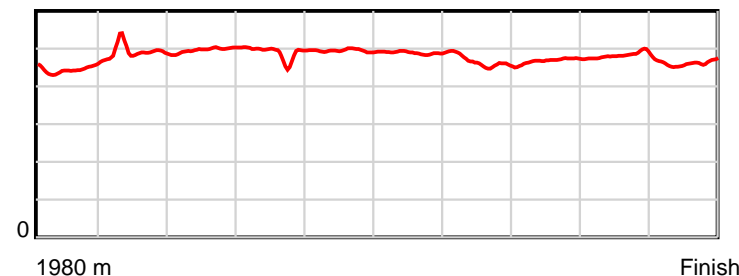
August 16, 2024, Race 4, SORTED LOGISTICS LIMITED MOBILE TROT, Distance 1980m, Addington - Survey 1980m

Result	TAB no.	Horse (Barrier)	1980 to	1800m to	1600m to	1400m to	1200m to	1000m to	800m to	600m to	400m to	200m to	Total or	Margin
3rd	5	A Hill Two Men... (5)	1800m	1600m	1400m	1200m	1000m	800m	600m	400m	200m	WP	Average	
		Position in running (margin)	-	2(2.6)	2(2.6)	2(2.4)	2(2.4)	3(2.1)	3(1.6)	4(1.9)	3(2.2)	4(3.6)		2.50
		Sectional time (s)	12.70	15.35	16.07	16.00	15.99	15.82	14.53	14.89	15.53	15.04		
		Cumulative time (s)	151.92	139.22	123.87	107.80	91.80	75.81	59.99	45.46	30.57	15.04	2:31.92	
		Speed (m/s)	14.17	13.03	12.45	12.50	12.51	12.64	13.76	13.43	12.88	13.30	13.03	
		Stride length (m)	6.36	6.37	6.19	6.12	6.18	6.18	6.38	6.30	6.21	6.15	6.24	
		Stride duration (s)	0.445	0.489	0.497	0.490	0.494	0.489	0.463	0.469	0.482	0.462	0.479	
		Stride efficiency (%)	63.30	63.51	59.85	58.51	59.71	59.77	63.52	61.93	60.30	59.13	60.89	
		Stride count	28.28	31.37	32.32	32.68	32.35	32.34	31.37	31.77	32.20	32.51	317.19	

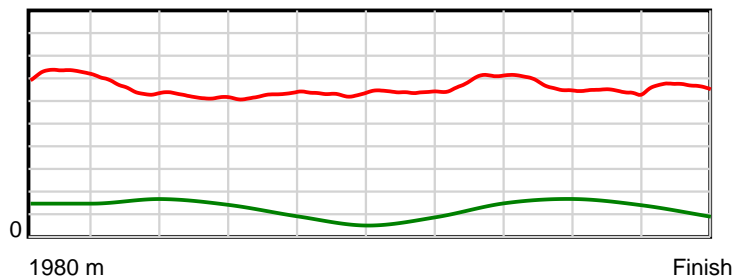
10 m Stride length



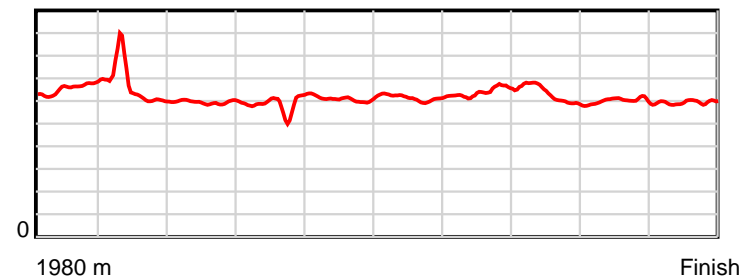
0.6 s Stride duration



20 m/sec Speed



100 % Stride efficiency



Note: Horizontal distance axis grid lines are 200m furlongs.

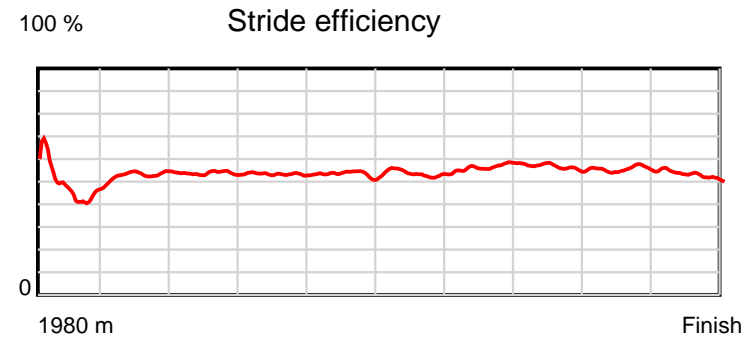
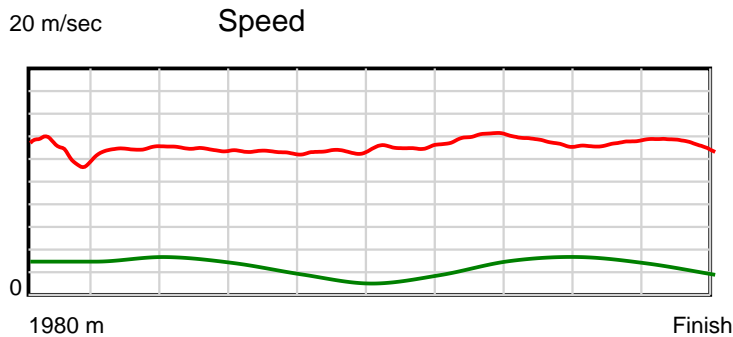
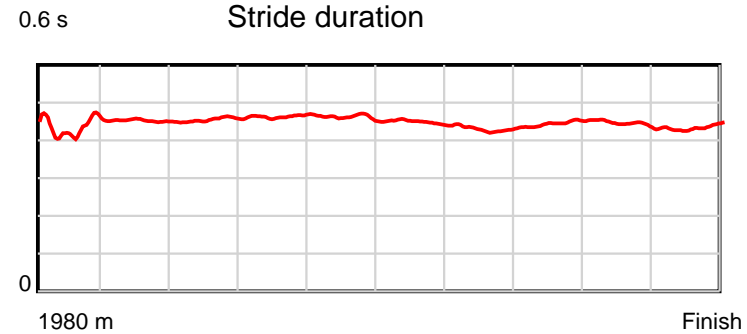
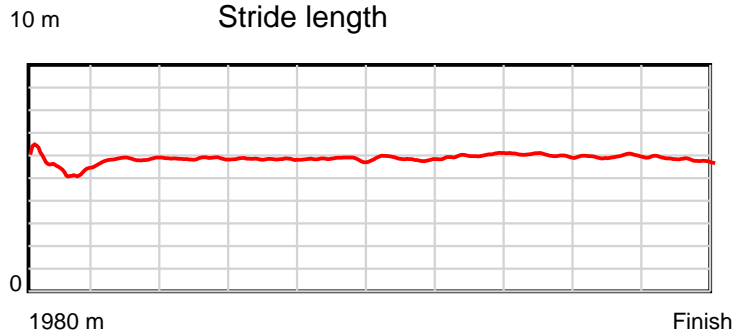
Disclaimer.

HRNZ and NZMTC and Thoroughbred Ratings Pty Ltd accepts no responsibility for the completeness or accuracy of any of the information contained herein, and makes no representations about its suitability for any particular purpose. Users should make their own judgements about those matters and/or seek independent advice. You assume all risks associated with use of the data provided on this page.

Race Results

August 16, 2024, Race 4, SORTED LOGISTICS LIMITED MOBILE TROT, Distance 1980m, Addington - Survey 1980m

Result	TAB no.	Horse (Barrier)	1980 to	1800m to	1600m to	1400m to	1200m to	1000m to	800m to	600m to	400m to	200m to	Total or	Margin
4th	1	High Noon (1)	1800m	1600m	1400m	1200m	1000m	800m	600m	400m	200m	WP	Average	
		Position in running (margin)	-	8(14.5)	8(15.4)	8(11.0)	8(9.9)	8(8.9)	8(7.0)	7(5.4)	7(6.5)	7(4.8)		2.70
		Sectional time (s)	14.71	15.51	15.36	15.82	15.89	15.58	14.20	15.02	15.02	14.84		
		Cumulative time (s)	151.95	137.24	121.73	106.37	90.55	74.66	59.08	44.88	29.86	14.84	2:31.95	
		Speed (m/s)	12.23	12.89	13.02	12.64	12.59	12.84	14.08	13.32	13.32	13.48	13.03	
		Stride length (m)	5.38	5.83	5.92	5.86	5.81	5.75	6.06	5.93	5.92	5.86	5.83	
		Stride duration (s)	0.431	0.452	0.455	0.463	0.462	0.448	0.431	0.445	0.444	0.435	0.447	
		Stride efficiency (%)	45.17	53.13	54.73	53.59	52.79	51.67	57.46	54.87	54.69	53.66	53.13	
		Stride count	33.48	34.30	33.79	34.15	34.41	34.78	32.98	33.75	33.81	34.13	339.58	



Note: Horizontal distance axis grid lines are 200m furlongs.

Disclaimer.

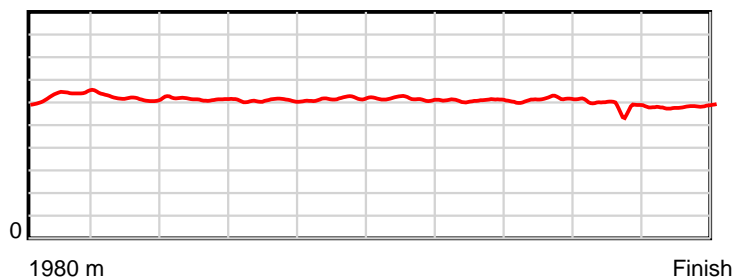
HRNZ and NZMTC and Thoroughbred Ratings Pty Ltd accepts no responsibility for the completeness or accuracy of any of the information contained herein, and makes no representations about its suitability for any particular purpose. Users should make their own judgements about those matters and/or seek independent advice. You assume all risks associated with use of the data provided on this page.

Race Results

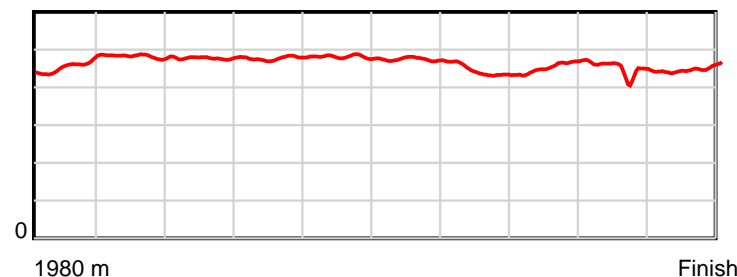
August 16, 2024, Race 4, SORTED LOGISTICS LIMITED MOBILE TROT, Distance 1980m, Addington - Survey 1980m

Result	TAB no.	Horse (Barrier)	1980 to	1800m to	1600m to	1400m to	1200m to	1000m to	800m to	600m to	400m to	200m to	Total or	Margin
5th	4	Bullit Train (4)	1800m	1600m	1400m	1200m	1000m	800m	600m	400m	200m	WP	Average	
		Position in running (margin)	-	4(6.3)	5(8.5)	4(5.8)	3(3.3)	2(1.7)	2(1.0)	3(1.3)	4(2.9)	5(3.6)		4.30
		Sectional time (s)	13.23	15.73	15.65	15.59	15.78	15.78	14.52	15.11	15.41	15.45		
		Cumulative time (s)	152.25	139.02	123.29	107.64	92.05	76.27	60.49	45.97	30.86	15.45	2:32.25	
		Speed (m/s)	13.60	12.71	12.78	12.83	12.67	12.67	13.77	13.24	12.98	12.94	13.00	
		Stride length (m)	6.28	6.13	6.10	6.12	6.10	6.00	6.09	6.03	5.80	5.81	6.04	
		Stride duration (s)	0.457	0.482	0.477	0.477	0.481	0.474	0.442	0.456	0.447	0.449	0.465	
		Stride efficiency (%)	61.67	58.75	58.20	58.47	58.10	56.25	57.99	56.89	52.59	52.69	57.02	
		Stride count	28.65	32.62	32.77	32.70	32.80	33.33	32.83	33.15	34.48	34.44	327.77	

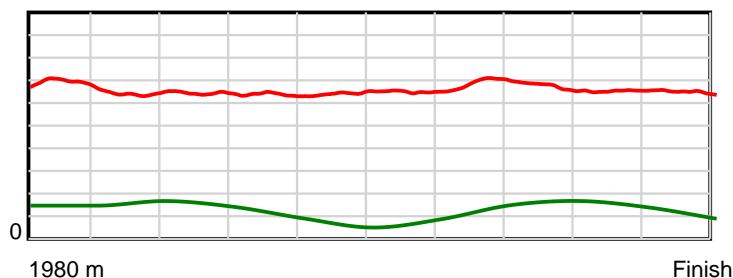
10 m Stride length



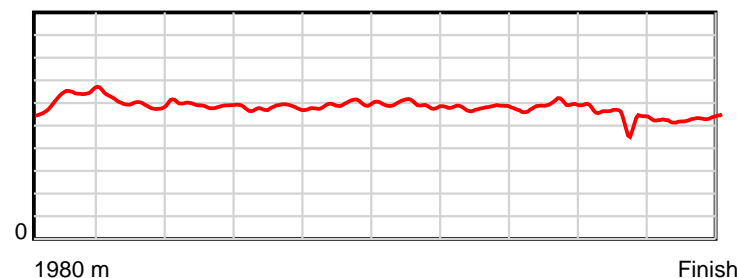
0.6 s Stride duration



20 m/sec Speed



100 % Stride efficiency



Note: Horizontal distance axis grid lines are 200m furlongs.

Disclaimer.

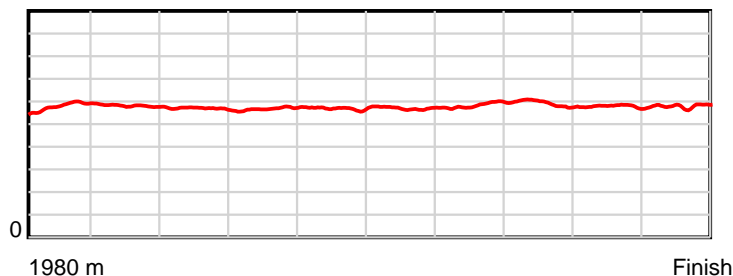
HRNZ and NZMTC and Thoroughbred Ratings Pty Ltd accepts no responsibility for the completeness or accuracy of any of the information contained herein, and makes no representations about its suitability for any particular purpose. Users should make their own judgements about those matters and/or seek independent advice. You assume all risks associated with use of the data provided on this page.

Race Results

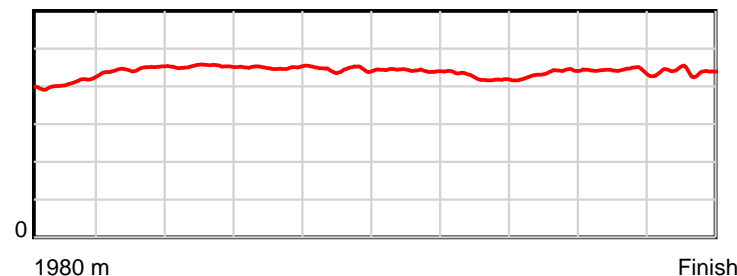
August 16, 2024, Race 4, SORTED LOGISTICS LIMITED MOBILE TROT, Distance 1980m, Addington - Survey 1980m

Result	TAB no.	Horse (Barrier)	1980 to	1800m to	1600m to	1400m to	1200m to	1000m to	800m to	600m to	400m to	200m to	Total or	Margin
6th	2	Imperial Comma... (2)	1800m	1600m	1400m	1200m	1000m	800m	600m	400m	200m	WP	Average	
		Position in running (margin)	-	3(5.0)	3(6.0)	3(5.5)	5(5.5)	5(4.6)	5(3.9)	6(4.4)	6(4.6)	6(4.6)		4.40
		Sectional time (s)	13.02	15.52	16.02	16.00	15.89	15.77	14.56	14.87	15.30	15.31		
		Cumulative time (s)	152.26	139.24	123.72	107.70	91.70	75.81	60.04	45.48	30.61	15.31	2:32.26	
		Speed (m/s)	13.82	12.89	12.48	12.50	12.59	12.68	13.74	13.45	13.07	13.06	13.00	
		Stride length (m)	5.69	5.76	5.65	5.62	5.60	5.60	5.82	5.86	5.78	5.74	5.71	
		Stride duration (s)	0.409	0.447	0.453	0.450	0.445	0.442	0.424	0.435	0.442	0.440	0.439	
		Stride efficiency (%)	50.62	51.77	49.95	49.44	49.06	49.01	52.92	53.61	52.15	51.53	50.97	
		Stride count	31.62	34.75	35.38	35.56	35.69	35.71	34.37	34.15	34.62	34.83	346.68	

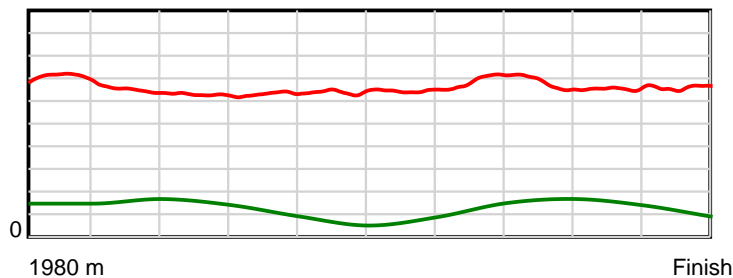
10 m Stride length



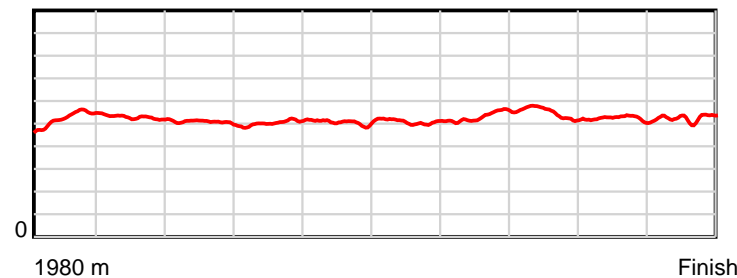
0.6 s Stride duration



20 m/sec Speed



100 % Stride efficiency



Note: Horizontal distance axis grid lines are 200m furlongs.

Disclaimer.

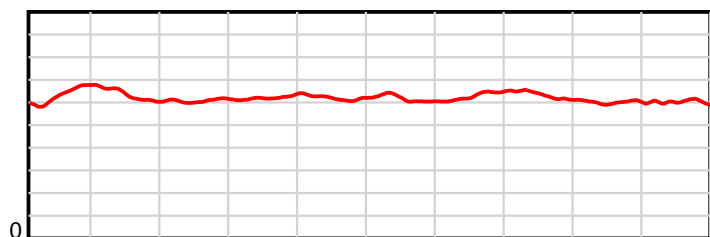
HRNZ and NZMTC and Thoroughbred Ratings Pty Ltd accepts no responsibility for the completeness or accuracy of any of the information contained herein, and makes no representations about its suitability for any particular purpose. Users should make their own judgements about those matters and/or seek independent advice. You assume all risks associated with use of the data provided on this page.

Race Results

August 16, 2024, Race 4, SORTED LOGISTICS LIMITED MOBILE TROT, Distance 1980m, Addington - Survey 1980m

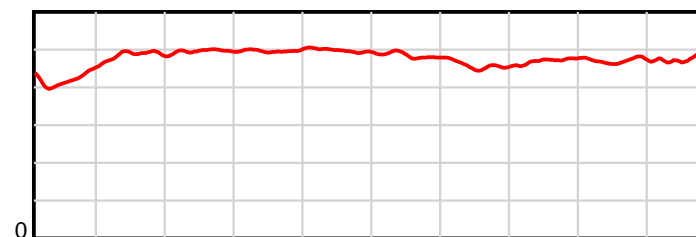
Result	TAB no.	Horse (Barrier)	1980 to	1800m to	1600m to	1400m to	1200m to	1000m to	800m to	600m to	400m to	200m to	Total or	Margin
7th	7	The Fox (6)	1800m	1600m	1400m	1200m	1000m	800m	600m	400m	200m	WP	Average	
		Position in running (margin)	-	1(0.0)	1(0.0)	1(0.0)	1(0.0)	1(0.0)	1(0.0)	1(0.0)	1(0.0)	2(1.4)		7.00
		Sectional time (s)	12.33	15.35	16.10	16.00	16.05	15.90	14.48	14.84	15.53	16.17		
		Cumulative time (s)	152.75	140.42	125.07	108.97	92.97	76.92	61.02	46.54	31.70	16.17	2:32.75	
		Speed (m/s)	14.60	13.03	12.42	12.50	12.46	12.58	13.81	13.48	12.88	12.37	12.96	
		Stride length (m)	6.31	6.34	6.17	6.22	6.19	6.09	6.32	6.35	6.06	5.98	6.20	
		Stride duration (s)	0.422	0.487	0.496	0.497	0.497	0.484	0.457	0.471	0.470	0.484	0.478	
		Stride efficiency (%)	62.13	62.83	59.47	60.37	59.94	57.98	62.43	63.01	57.32	55.91	60.05	
		Stride count	28.55	31.54	32.42	32.18	32.29	32.83	31.64	31.50	33.02	33.44	319.41	

10 m Stride length



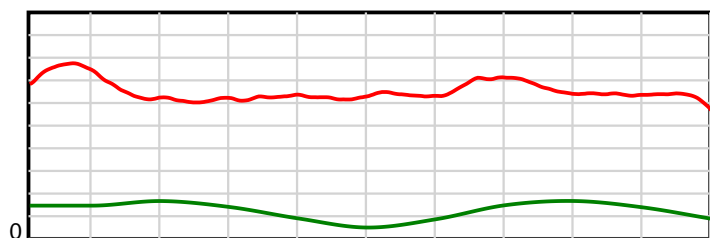
1980 m Finish

0.6 s Stride duration



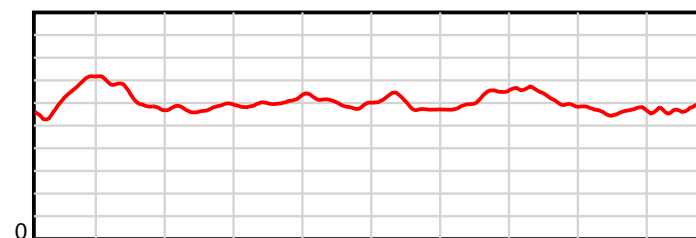
1980 m Finish

20 m/sec Speed



1980 m Finish

100 % Stride efficiency



1980 m Finish

Note: Horizontal distance axis grid lines are 200m furlongs.

Disclaimer.

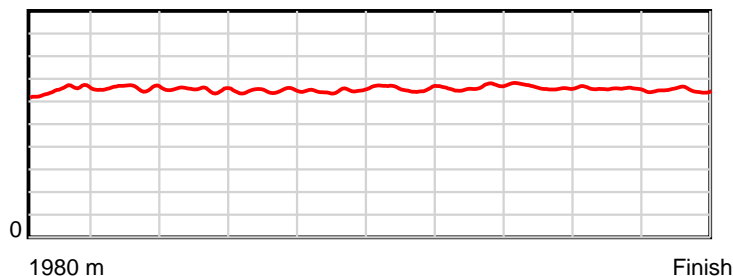
HRNZ and NZMTC and Thoroughbred Ratings Pty Ltd accepts no responsibility for the completeness or accuracy of any of the information contained herein, and makes no representations about its suitability for any particular purpose. Users should make their own judgements about those matters and/or seek independent advice. You assume all risks associated with use of the data provided on this page.

Race Results

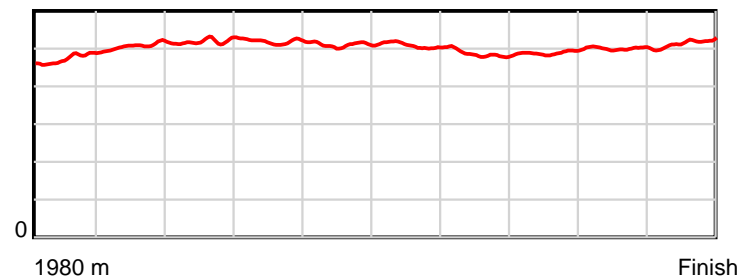
August 16, 2024, Race 4, SORTED LOGISTICS LIMITED MOBILE TROT, Distance 1980m, Addington - Survey 1980m

Result	TAB no.	Horse (Barrier)	1980 to	1800m to	1600m to	1400m to	1200m to	1000m to	800m to	600m to	400m to	200m to	Total or	Margin
8th	3	Rachmaninov (3)	1800m	1600m	1400m	1200m	1000m	800m	600m	400m	200m	WP	Average	
		Position in running (margin)	-	5(7.2)	4(8.2)	6(7.6)	7(7.7)	7(6.3)	7(5.7)	8(6.6)	8(7.0)	8(7.2)		10.30
		Sectional time (s)	13.58	15.53	15.99	16.02	15.83	15.79	14.61	14.91	15.33	15.78		
		Cumulative time (s)	153.37	139.79	124.26	108.27	92.25	76.42	60.63	46.02	31.11	15.78	2:33.37	
		Speed (m/s)	13.25	12.88	12.51	12.48	12.63	12.67	13.69	13.41	13.05	12.67	12.91	
		Stride length (m)	6.45	6.53	6.50	6.48	6.44	6.44	6.65	6.57	6.52	6.56	6.51	
		Stride duration (s)	0.475	0.507	0.519	0.519	0.510	0.508	0.486	0.490	0.500	0.518	0.505	
		Stride efficiency (%)	64.93	66.66	65.93	65.70	64.81	64.77	69.03	67.44	66.49	67.29	66.29	
		Stride count	27.93	30.62	30.79	30.85	31.06	31.07	30.09	30.44	30.66	30.48	303.99	

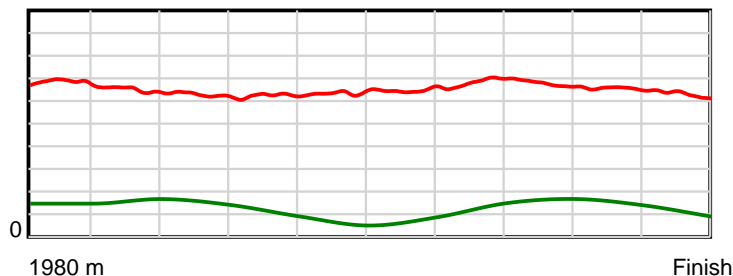
10 m Stride length



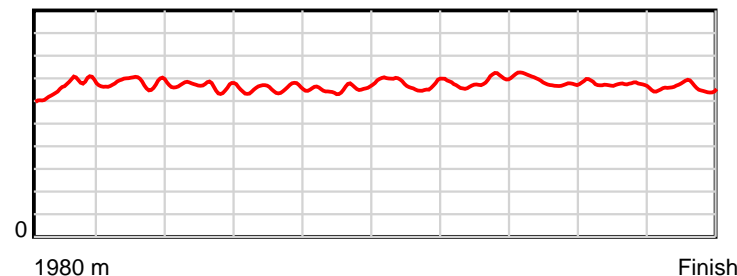
0.6 s Stride duration



20 m/sec Speed



100 % Stride efficiency



Note: Horizontal distance axis grid lines are 200m furlongs.

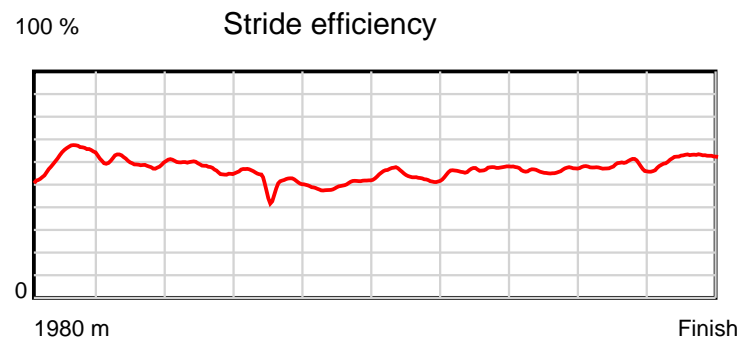
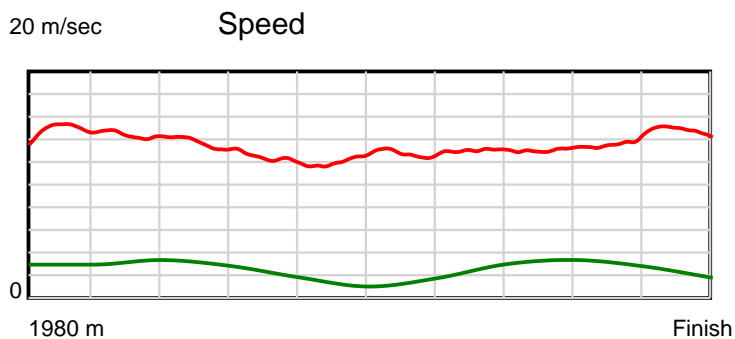
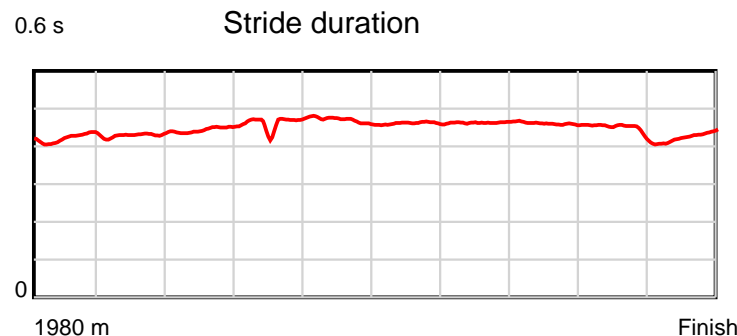
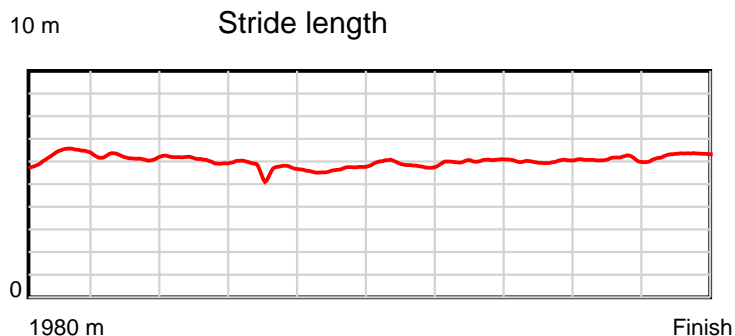
Disclaimer.

HRNZ and NZMTC and Thoroughbred Ratings Pty Ltd accepts no responsibility for the completeness or accuracy of any of the information contained herein, and makes no representations about its suitability for any particular purpose. Users should make their own judgements about those matters and/or seek independent advice. You assume all risks associated with use of the data provided on this page.

Race Results

August 16, 2024, Race 5, ADDINGTON CUP WEEK PACKAGES ON SALE NOW MOBILE PACE, Distance 1980m, Addington - Survey 1980m

Result	TAB no.	Horse (Barrier)	1980 to	1800m to	1600m to	1400m to	1200m to	1000m to	800m to	600m to	400m to	200m to	Total or	Margin
1st	2	Teddy The Terr... (2)	1800m	1600m	1400m	1200m	1000m	800m	600m	400m	200m	WP	Average	
		Position in running (margin)	-	1(0.0)	1(0.0)	2(2.4)	2(2.8)	2(3.2)	3(2.4)	3(1.8)	3(2.8)	4(1.8)		0.00
		Sectional time (s)	12.19	13.99	14.69	16.19	16.67	15.72	15.25	15.44	14.53	13.60		
		Cumulative time (s)	148.27	136.08	122.09	107.40	91.21	74.54	58.82	43.57	28.13	13.60	2:28.27	
		Speed (m/s)	14.77	14.30	13.61	12.35	12.00	12.72	13.11	12.95	13.76	14.71	13.35	
		Stride length (m)	6.29	6.14	6.05	5.71	5.64	5.87	6.07	5.96	6.14	6.27	6.00	
		Stride duration (s)	0.423	0.429	0.444	0.462	0.470	0.461	0.463	0.461	0.446	0.426	0.449	
		Stride efficiency (%)	61.84	58.89	57.11	50.91	49.65	53.80	57.53	55.60	58.88	61.39	56.30	
		Stride count	28.61	32.58	33.08	35.04	35.48	34.09	32.96	33.53	32.58	31.91	329.86	



Note: Horizontal distance axis grid lines are 200m furlongs.

Disclaimer.

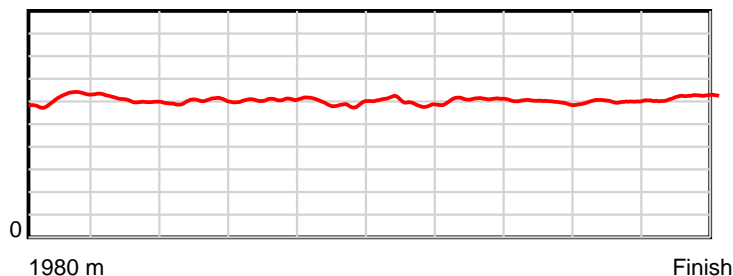
HRNZ and NZMTC and Thoroughbred Ratings Pty Ltd accepts no responsibility for the completeness or accuracy of any of the information contained herein, and makes no representations about its suitability for any particular purpose. Users should make their own judgements about those matters and/or seek independent advice. You assume all risks associated with use of the data provided on this page.

Race Results

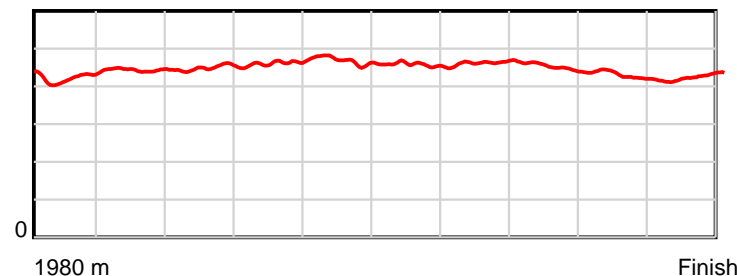
August 16, 2024, Race 5, ADDINGTON CUP WEEK PACKAGES ON SALE NOW MOBILE PACE, Distance 1980m, Addington - Survey 1980m

Result	TAB no.	Horse (Barrier)	1980 to	1800m to	1600m to	1400m to	1200m to	1000m to	800m to	600m to	400m to	200m to	Total or	Margin
2nd	5	Oneroa (5)	1800m	1600m	1400m	1200m	1000m	800m	600m	400m	200m	WP	Average	
		Position in running (margin)	-	5(2.9)	6(8.6)	6(12.9)	6(7.8)	5(5.2)	5(4.1)	4(3.4)	4(3.5)	3(1.7)		1.40
		Sectional time (s)	12.77	14.94	15.00	15.26	16.17	15.68	15.22	15.31	14.39	13.79		
		Cumulative time (s)	148.53	135.76	120.82	105.82	90.56	74.39	58.71	43.49	28.18	13.79	2:28.53	
		Speed (m/s)	14.10	13.39	13.33	13.11	12.37	12.76	13.14	13.06	13.90	14.50	13.33	
		Stride length (m)	6.07	5.94	5.98	6.05	5.79	5.83	6.09	5.88	5.96	6.16	5.97	
		Stride duration (s)	0.421	0.444	0.449	0.462	0.468	0.457	0.463	0.450	0.429	0.425	0.448	
		Stride efficiency (%)	57.61	55.17	55.92	57.24	52.34	53.14	57.92	54.05	55.54	59.30	55.74	
		Stride count	29.64	33.66	33.43	33.04	34.56	34.30	32.85	34.01	33.55	32.47	331.51	

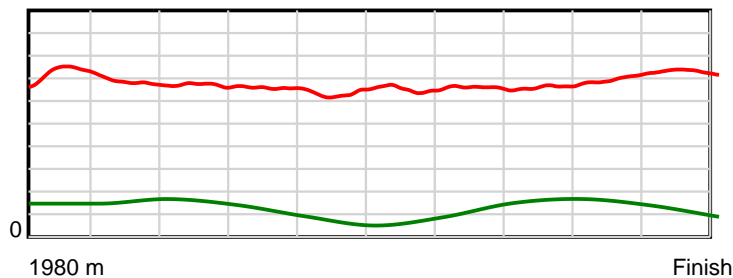
10 m Stride length



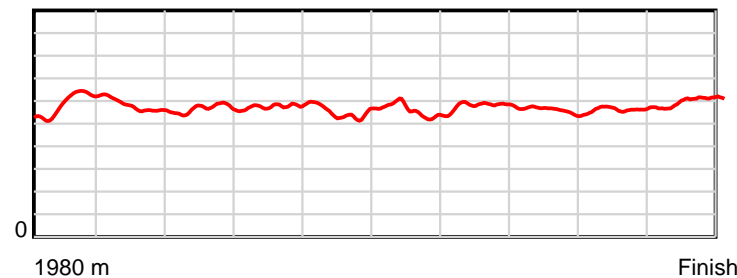
0.6 s Stride duration



20 m/sec Speed



100 % Stride efficiency



Note: Horizontal distance axis grid lines are 200m furlongs.

Disclaimer.

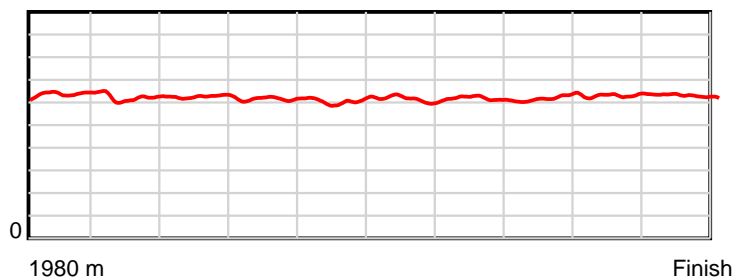
HRNZ and NZMTC and Thoroughbred Ratings Pty Ltd accepts no responsibility for the completeness or accuracy of any of the information contained herein, and makes no representations about its suitability for any particular purpose. Users should make their own judgements about those matters and/or seek independent advice. You assume all risks associated with use of the data provided on this page.

Race Results

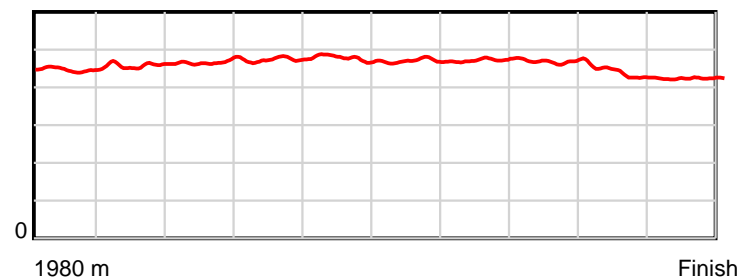
August 16, 2024, Race 5, ADDINGTON CUP WEEK PACKAGES ON SALE NOW MOBILE PACE, Distance 1980m, Addington - Survey 1980m

Result	TAB no.	Horse (Barrier)	1980 to	1800m to	1600m to	1400m to	1200m to	1000m to	800m to	600m to	400m to	200m to	Total or	Margin
3rd	11	I'm Rockin (0)	1800m	1600m	1400m	1200m	1000m	800m	600m	400m	200m	WP	Average	
		Position in running (margin)	-	10(6.5)	9(12.7)	9(17.0)	9(11.6)	8(8.6)	9(8.2)	8(7.4)	8(7.3)	6(3.7)		1.70
		Sectional time (s)	13.31	15.02	15.00	15.23	16.10	15.77	15.22	15.27	14.08	13.60		
		Cumulative time (s)	148.60	135.29	120.27	105.27	90.04	73.94	58.17	42.95	27.68	13.60	2:28.60	
		Speed (m/s)	13.52	13.32	13.33	13.13	12.42	12.68	13.14	13.10	14.20	14.71	13.32	
		Stride length (m)	6.34	6.10	6.23	6.21	5.94	5.96	6.21	6.13	6.19	6.23	6.15	
		Stride duration (s)	0.447	0.458	0.467	0.473	0.478	0.470	0.473	0.468	0.436	0.424	0.462	
		Stride efficiency (%)	62.86	58.19	60.69	60.18	55.05	55.52	60.34	58.70	59.83	60.74	59.11	
		Stride count	28.38	32.77	32.09	32.23	33.70	33.55	32.19	32.63	32.32	32.08	321.94	

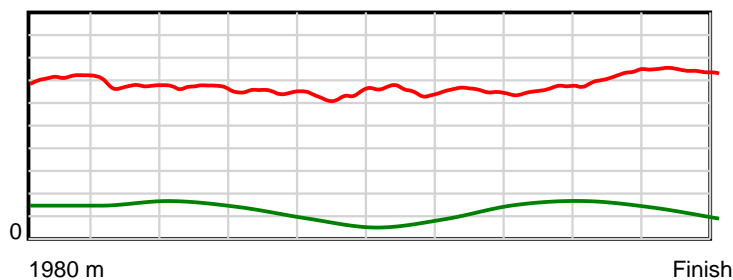
10 m Stride length



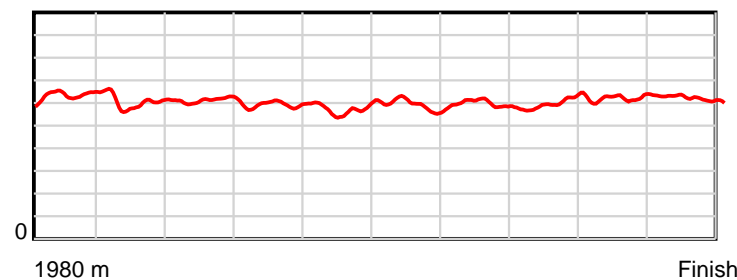
0.6 s Stride duration



20 m/sec Speed



100 % Stride efficiency



Note: Horizontal distance axis grid lines are 200m furlongs.

Disclaimer.

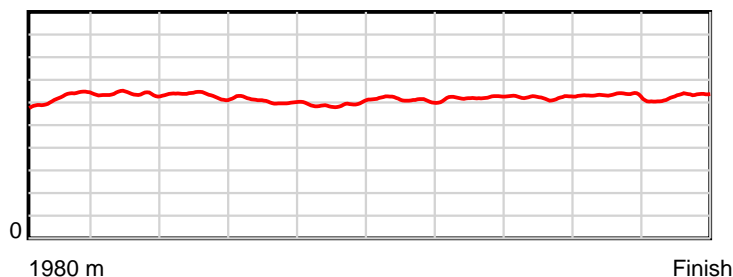
HRNZ and NZMTC and Thoroughbred Ratings Pty Ltd accepts no responsibility for the completeness or accuracy of any of the information contained herein, and makes no representations about its suitability for any particular purpose. Users should make their own judgements about those matters and/or seek independent advice. You assume all risks associated with use of the data provided on this page.

Race Results

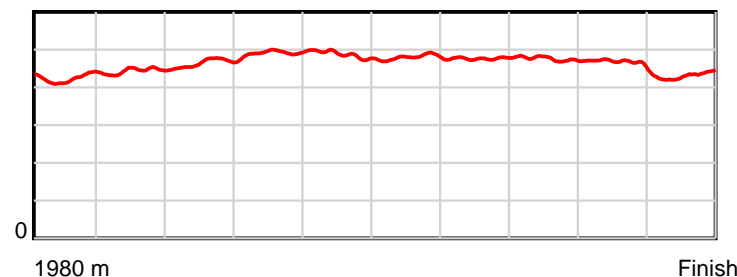
August 16, 2024, Race 5, ADDINGTON CUP WEEK PACKAGES ON SALE NOW MOBILE PACE, Distance 1980m, Addington - Survey 1980m

Result	TAB no.	Horse (Barrier)	1980 to	1800m to	1600m to	1400m to	1200m to	1000m to	800m to	600m to	400m to	200m to	Total or	Margin
4th	1	Always Bee Gee (1)	1800m	1600m	1400m	1200m	1000m	800m	600m	400m	200m	WP	Average	
		Position in running (margin)	-	4(2.0)	3(2.0)	3(4.0)	3(4.6)	4(4.4)	4(3.7)	5(3.5)	5(4.1)	7(4.0)		2.90
		Sectional time (s)	12.65	13.99	14.61	16.23	16.57	15.73	15.31	15.39	14.67	13.66		
		Cumulative time (s)	148.81	136.16	122.17	107.56	91.33	74.76	59.03	43.72	28.33	13.66	2:28.81	
		Speed (m/s)	14.23	14.30	13.69	12.32	12.07	12.71	13.06	13.00	13.63	14.64	13.31	
		Stride length (m)	6.17	6.34	6.36	6.06	5.88	6.10	6.23	6.18	6.34	6.33	6.19	
		Stride duration (s)	0.424	0.443	0.465	0.492	0.487	0.479	0.477	0.476	0.465	0.432	0.466	
		Stride efficiency (%)	59.46	62.83	63.25	57.40	54.02	58.06	60.56	59.68	62.82	62.53	59.96	
		Stride count	29.18	31.54	31.44	33.00	34.02	32.81	32.13	32.36	31.54	31.62	319.64	

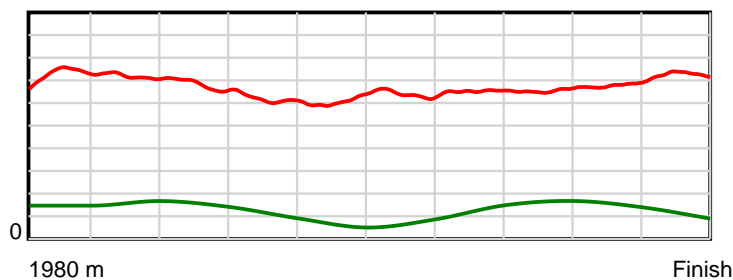
10 m Stride length



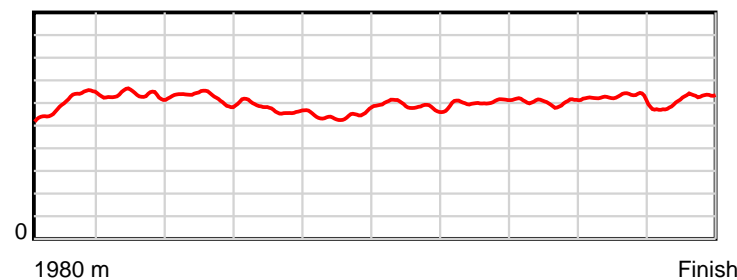
0.6 s Stride duration



20 m/sec Speed



100 % Stride efficiency



Note: Horizontal distance axis grid lines are 200m furlongs.

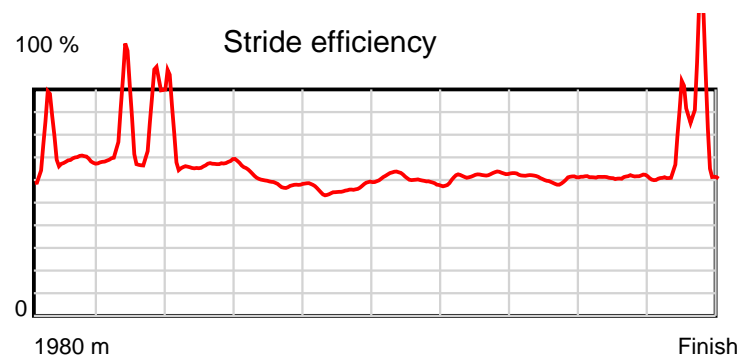
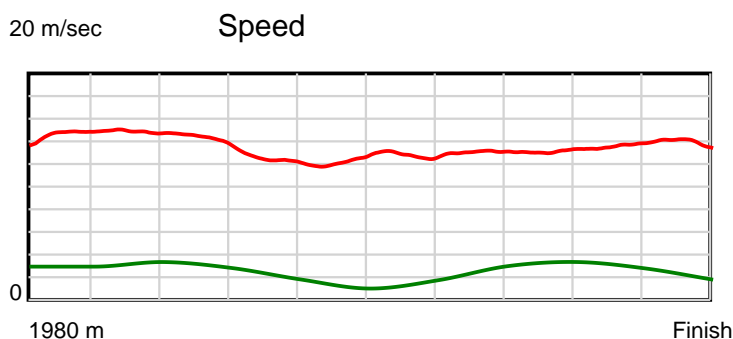
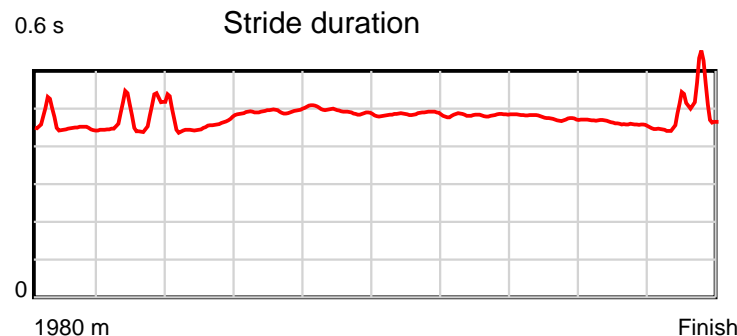
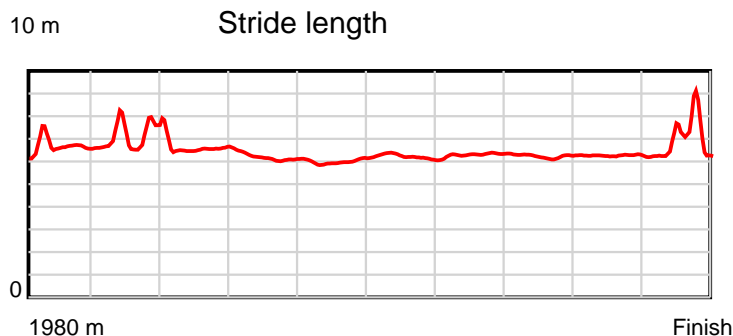
Disclaimer.

HRNZ and NZMTC and Thoroughbred Ratings Pty Ltd accepts no responsibility for the completeness or accuracy of any of the information contained herein, and makes no representations about its suitability for any particular purpose. Users should make their own judgements about those matters and/or seek independent advice. You assume all risks associated with use of the data provided on this page.

Race Results

August 16, 2024, Race 5, ADDINGTON CUP WEEK PACKAGES ON SALE NOW MOBILE PACE, Distance 1980m, Addington - Survey 1980m

Result	TAB no.	Horse (Barrier)	1980 to	1800m to	1600m to	1400m to	1200m to	1000m to	800m to	600m to	400m to	200m to	Total or	Margin
5th	7	Louretta (7)	1800m	1600m	1400m	1200m	1000m	800m	600m	400m	200m	WP	Average	
		Position in running (margin)	-	3(1.7)	2(0.3)	1(0.0)	1(0.0)	1(0.0)	1(0.0)	1(0.0)	1(0.0)	1(0.0)		3.90
		Sectional time (s)	12.63	13.76	14.23	16.12	16.60	15.85	15.35	15.28	14.69	14.48		
		Cumulative time (s)	148.99	136.36	122.60	108.37	92.25	75.65	59.80	44.45	29.17	14.48	2:28.99	
		Speed (m/s)	14.25	14.53	14.05	12.41	12.05	12.62	13.03	13.09	13.61	13.81	13.29	
		Stride length (m)	6.56	6.72	6.41	6.13	5.93	6.13	6.30	6.22	6.27	6.63	6.32	
		Stride duration (s)	0.452	0.462	0.456	0.495	0.492	0.485	0.484	0.475	0.460	0.480	0.476	
		Stride efficiency (%)	67.35	70.62	64.12	58.81	54.98	58.64	62.02	60.48	61.34	68.78	62.40	
		Stride count	27.42	29.75	31.22	32.60	33.72	32.65	31.75	32.15	31.92	30.15	313.33	



Note: Horizontal distance axis grid lines are 200m furlongs.

Disclaimer.

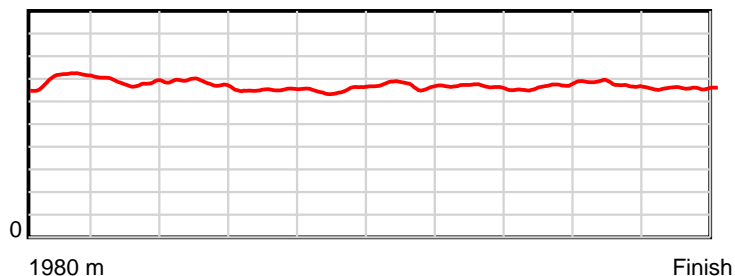
HRNZ and NZMTC and Thoroughbred Ratings Pty Ltd accepts no responsibility for the completeness or accuracy of any of the information contained herein, and makes no representations about its suitability for any particular purpose. Users should make their own judgements about those matters and/or seek independent advice. You assume all risks associated with use of the data provided on this page.

Race Results

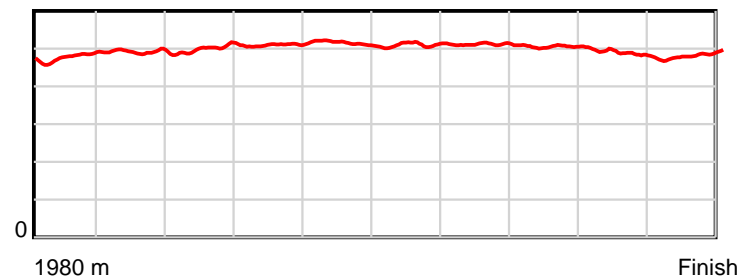
August 16, 2024, Race 5, ADDINGTON CUP WEEK PACKAGES ON SALE NOW MOBILE PACE, Distance 1980m, Addington - Survey 1980m

Result	TAB no.	Horse (Barrier)	1980 to	1800m to	1600m to	1400m to	1200m to	1000m to	800m to	600m to	400m to	200m to	Total or	Margin
6th	6	ltz Flash Harr... (6)	1800m	1600m	1400m	1200m	1000m	800m	600m	400m	200m	WP	Average	
		Position in running (margin)	-	2(1.4)	5(6.3)	5(10.0)	4(6.1)	3(3.4)	2(2.3)	2(1.5)	2(2.3)	2(1.7)		5.50
		Sectional time (s)	12.40	14.80	14.91	15.48	16.15	15.66	15.23	15.42	14.57	14.66		
		Cumulative time (s)	149.28	136.88	122.08	107.17	91.69	75.54	59.88	44.65	29.23	14.66	2:29.28	
		Speed (m/s)	14.52	13.51	13.41	12.92	12.38	12.77	13.13	12.97	13.73	13.64	13.26	
		Stride length (m)	7.02	6.64	6.72	6.58	6.38	6.51	6.71	6.55	6.68	6.59	6.63	
		Stride duration (s)	0.477	0.491	0.501	0.509	0.515	0.510	0.511	0.505	0.487	0.483	0.500	
		Stride efficiency (%)	77.04	68.89	70.55	67.67	63.59	66.28	70.37	67.05	69.68	67.82	68.70	
		Stride count	25.64	30.12	29.77	30.39	31.35	30.71	29.80	30.53	29.95	30.36	298.62	

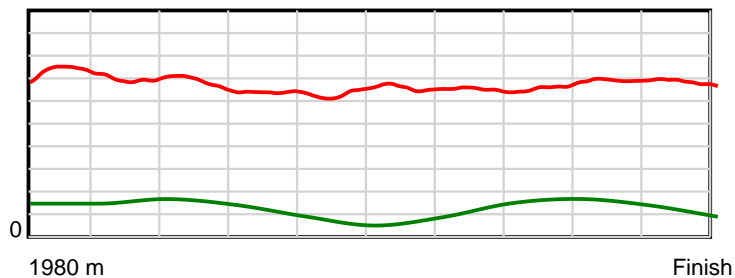
10 m Stride length



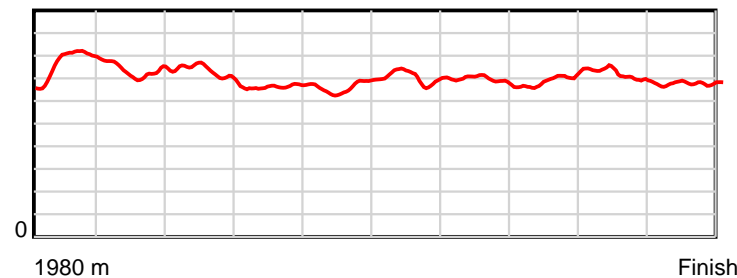
0.6 s Stride duration



20 m/sec Speed



100 % Stride efficiency



Note: Horizontal distance axis grid lines are 200m furlongs.

Disclaimer.

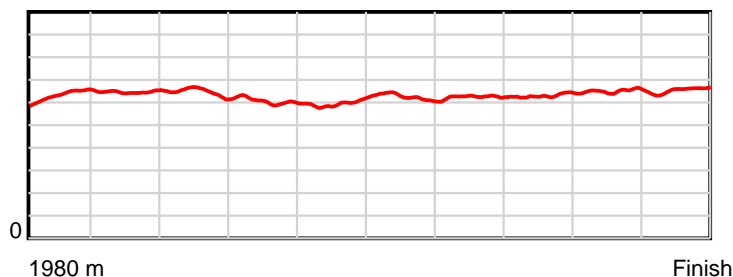
HRNZ and NZMTC and Thoroughbred Ratings Pty Ltd accepts no responsibility for the completeness or accuracy of any of the information contained herein, and makes no representations about its suitability for any particular purpose. Users should make their own judgements about those matters and/or seek independent advice. You assume all risks associated with use of the data provided on this page.

Race Results

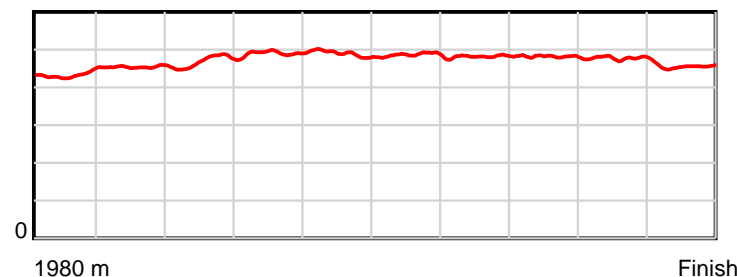
August 16, 2024, Race 5, ADDINGTON CUP WEEK PACKAGES ON SALE NOW MOBILE PACE, Distance 1980m, Addington - Survey 1980m

Result	TAB no.	Horse (Barrier)	1980 to	1800m to	1600m to	1400m to	1200m to	1000m to	800m to	600m to	400m to	200m to	Total or	Margin
7th	10	Sweet Willow (9)	1800m	1600m	1400m	1200m	1000m	800m	600m	400m	200m	WP	Average	
		Position in running (margin)	-	6(4.0)	4(4.9)	4(6.3)	5(6.6)	6(6.8)	6(6.0)	7(5.7)	7(5.7)	8(5.5)		5.60
		Sectional time (s)	12.82	14.14	14.51	16.17	16.65	15.71	15.30	15.28	14.65	14.07		
		Cumulative time (s)	149.30	136.48	122.34	107.83	91.66	75.01	59.30	44.00	28.72	14.07	2:29.30	
		Speed (m/s)	14.04	14.14	13.78	12.37	12.01	12.73	13.07	13.09	13.65	14.21	13.26	
		Stride length (m)	6.36	6.42	6.46	6.07	5.89	6.18	6.29	6.30	6.53	6.47	6.29	
		Stride duration (s)	0.434	0.454	0.469	0.491	0.490	0.486	0.482	0.481	0.478	0.455	0.474	
		Stride efficiency (%)	63.11	64.45	65.24	57.49	54.12	59.77	61.89	62.03	66.56	65.42	61.83	
		Stride count	28.32	31.14	30.95	32.97	33.98	32.34	31.78	31.74	30.64	30.91	314.77	

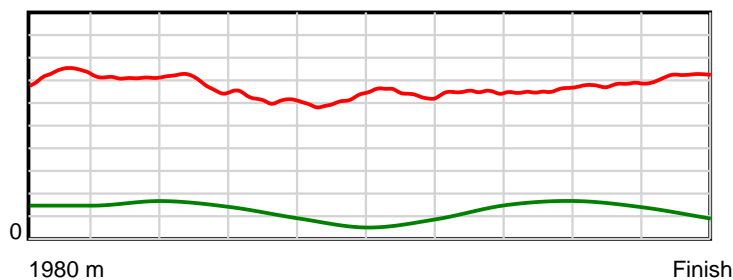
10 m Stride length



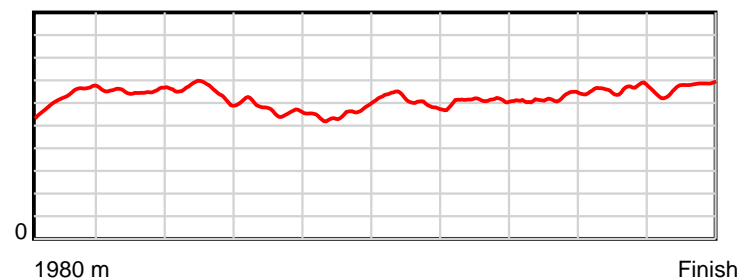
0.6 s Stride duration



20 m/sec Speed



100 % Stride efficiency



Note: Horizontal distance axis grid lines are 200m furlongs.

Disclaimer.

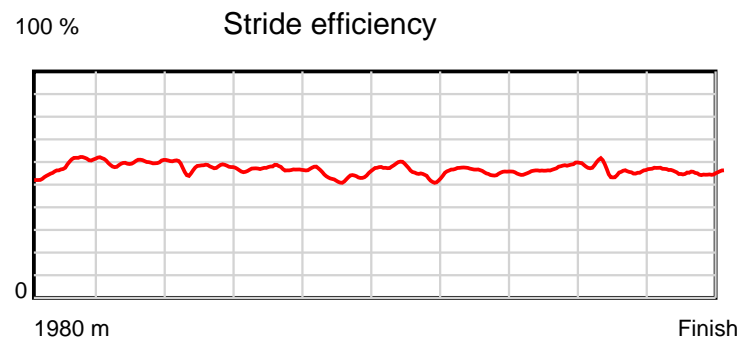
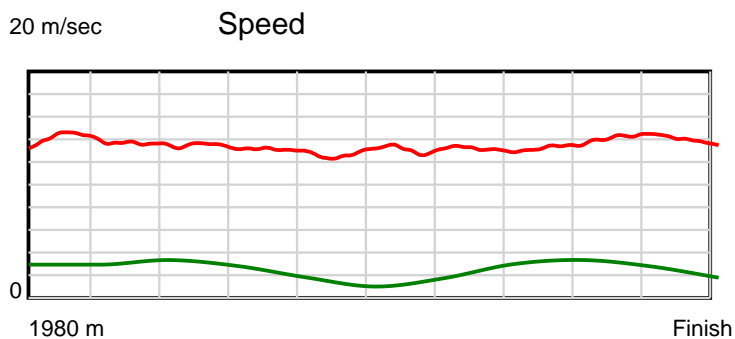
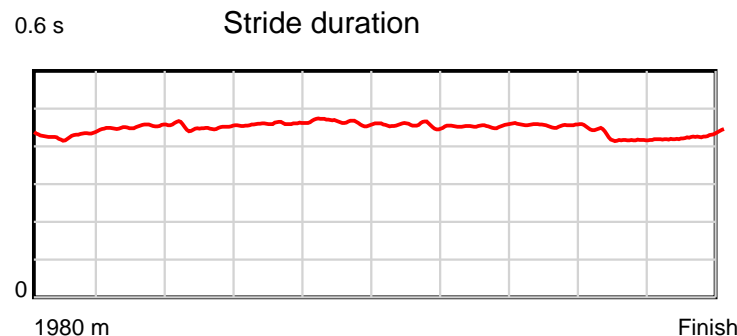
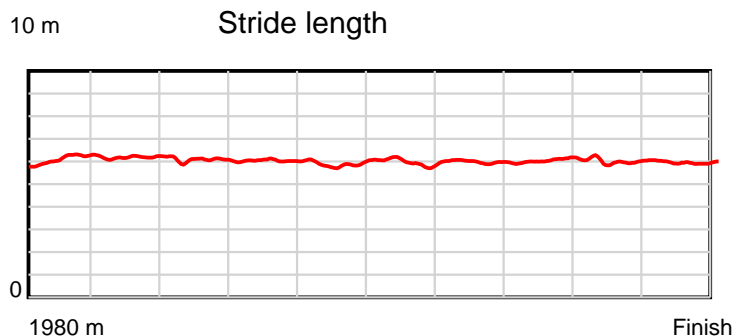
HRNZ and NZMTC and Thoroughbred Ratings Pty Ltd accepts no responsibility for the completeness or accuracy of any of the information contained herein, and makes no representations about its suitability for any particular purpose. Users should make their own judgements about those matters and/or seek independent advice. You assume all risks associated with use of the data provided on this page.



Race Results

August 16, 2024, Race 5, ADDINGTON CUP WEEK PACKAGES ON SALE NOW MOBILE PACE, Distance 1980m, Addington - Survey 1980m

Result	TAB no.	Horse (Barrier)	1980 to	1800m to	1600m to	1400m to	1200m to	1000m to	800m to	600m to	400m to	200m to	Total or	Margin
8th	4	Franco Elvis (4)	1800m	1600m	1400m	1200m	1000m	800m	600m	400m	200m	WP	Average	
		Position in running (margin)	-	7(4.0)	7(10.6)	7(14.8)	7(9.9)	7(6.9)	7(6.2)	6(5.2)	6(5.4)	5(3.2)		6.30
		Sectional time (s)	12.97	15.08	14.99	15.31	16.11	15.72	15.19	15.32	14.31	14.44		
		Cumulative time (s)	149.44	136.47	121.39	106.40	91.09	74.98	59.26	44.07	28.75	14.44	2:29.44	
		Speed (m/s)	13.88	13.26	13.34	13.06	12.41	12.72	13.17	13.05	13.98	13.85	13.25	
		Stride length (m)	6.08	5.99	6.02	6.01	5.77	5.80	5.98	5.94	5.90	5.92	5.94	
		Stride duration (s)	0.429	0.452	0.451	0.460	0.465	0.455	0.454	0.455	0.422	0.428	0.448	
		Stride efficiency (%)	57.68	56.16	56.71	56.37	52.07	52.50	55.88	55.08	54.39	54.84	55.10	
		Stride count	29.63	33.36	33.20	33.30	34.65	34.51	33.45	33.69	33.90	33.76	333.45	



Note: Horizontal distance axis grid lines are 200m furlongs.

Disclaimer.

HRNZ and NZMTC and Thoroughbred Ratings Pty Ltd accepts no responsibility for the completeness or accuracy of any of the information contained herein, and makes no representations about its suitability for any particular purpose. Users should make their own judgements about those matters and/or seek independent advice. You assume all risks associated with use of the data provided on this page.



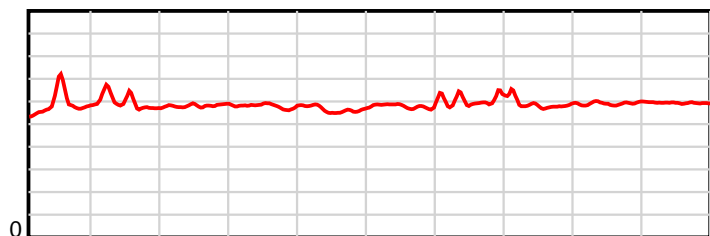
Race Results



August 16, 2024, Race 5, ADDINGTON CUP WEEK PACKAGES ON SALE NOW MOBILE PACE, Distance 1980m, Addington - Survey 1980m

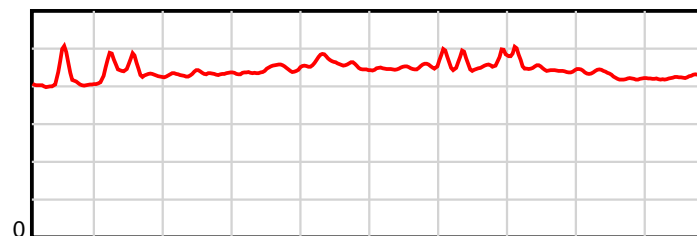
Result	TAB no.	Horse (Barrier)	1980 to	1800m to	1600m to	1400m to	1200m to	1000m to	800m to	600m to	400m to	200m to	Total or	Margin
9th	3	Quicker Than Q... (3)	1800m	1600m	1400m	1200m	1000m	800m	600m	400m	200m	WP	Average	
		Position in running (margin)	-	9(6.1)	8(11.9)	8(15.2)	8(10.6)	9(9.2)	8(7.9)	9(7.9)	9(8.1)	9(7.0)		9.80
		Sectional time (s)	13.48	14.96	14.84	15.35	16.37	15.63	15.35	15.31	14.51	14.28		
		Cumulative time (s)	150.08	136.60	121.64	106.80	91.45	75.08	59.45	44.10	28.79	14.28	2:30.08	
		Speed (m/s)	13.35	13.37	13.48	13.03	12.22	12.80	13.03	13.06	13.78	14.01	13.19	
		Stride length (m)	5.82	5.87	5.85	5.79	5.61	5.80	5.94	5.86	5.89	6.00	5.84	
		Stride duration (s)	0.417	0.439	0.434	0.444	0.459	0.453	0.456	0.449	0.427	0.428	0.443	
		Stride efficiency (%)	52.90	53.84	53.42	52.38	49.17	52.61	55.13	53.70	54.22	56.18	53.31	
		Stride count	30.94	34.07	34.21	34.54	35.65	34.47	33.67	34.12	33.95	33.36	338.98	

10 m Stride length



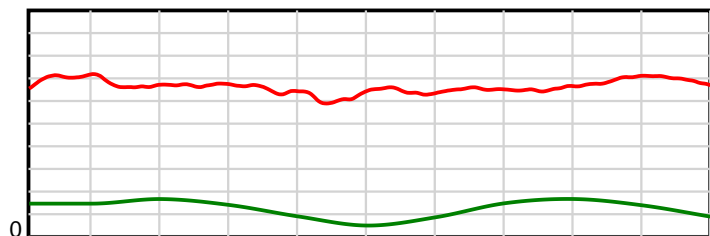
1980 m Finish

0.6 s Stride duration



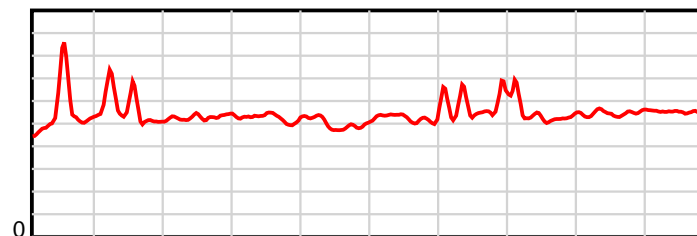
1980 m Finish

20 m/sec Speed



1980 m Finish

100 % Stride efficiency



1980 m Finish

Note: Horizontal distance axis grid lines are 200m furlongs.

Disclaimer.

HRNZ and NZMTC and Thoroughbred Ratings Pty Ltd accepts no responsibility for the completeness or accuracy of any of the information contained herein, and makes no representations about its suitability for any particular purpose. Users should make their own judgements about those matters and/or seek independent advice. You assume all risks associated with use of the data provided on this page.

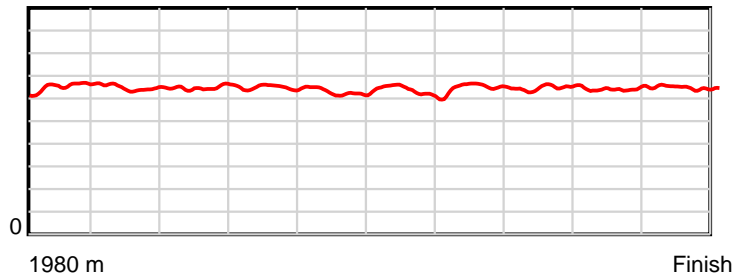


Race Results

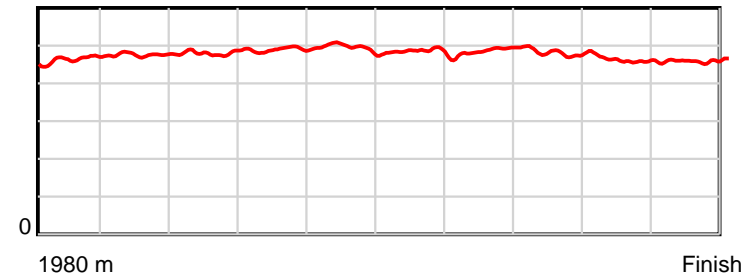
August 16, 2024, Race 5, ADDINGTON CUP WEEK PACKAGES ON SALE NOW MOBILE PACE, Distance 1980m, Addington - Survey 1980m

Result	TAB no.	Horse (Barrier)	1980 to	1800m to	1600m to	1400m to	1200m to	1000m to	800m to	600m to	400m to	200m to	Total or	Margin
10th	9	Interrigator (8)	1800m	1600m	1400m	1200m	1000m	800m	600m	400m	200m	WP	Average	
		Position in running (margin)	-	8(5.5)	10(14.1)	10(19.1)	10(13.8)	10(11.5)	10(10.6)	10(9.0)	10(9.2)	10(8.4)		9.90
		Sectional time (s)	13.41	15.42	15.12	15.23	16.22	15.69	15.09	15.31	14.56	14.05		
		Cumulative time (s)	150.10	136.69	121.27	106.15	90.92	74.70	59.01	43.92	28.61	14.05	2:30.10	
		Speed (m/s)	13.42	12.97	13.23	13.13	12.33	12.75	13.25	13.06	13.74	14.23	13.19	
		Stride length (m)	6.43	6.17	6.36	6.43	6.09	6.15	6.48	6.28	6.31	6.54	6.32	
		Stride duration (s)	0.464	0.476	0.481	0.490	0.494	0.483	0.489	0.481	0.459	0.460	0.479	
		Stride efficiency (%)	64.70	59.57	63.28	64.58	57.94	59.14	65.62	61.62	62.20	66.93	62.44	
		Stride count	27.97	32.39	31.43	31.11	32.84	32.51	30.86	31.85	31.70	30.56	313.22	

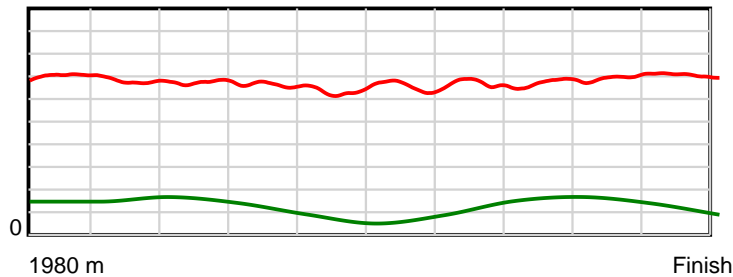
10 m Stride length



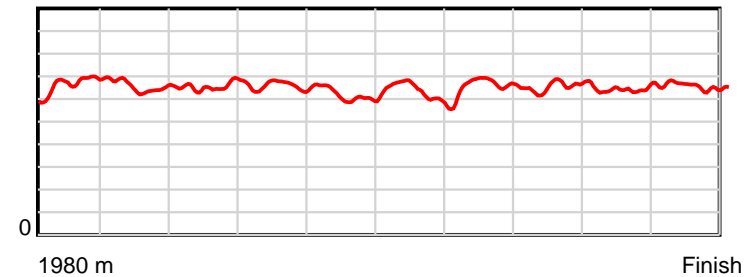
0.6 s Stride duration



20 m/sec Speed



100 % Stride efficiency



Note: Horizontal distance axis grid lines are 200m furlongs.

Disclaimer.

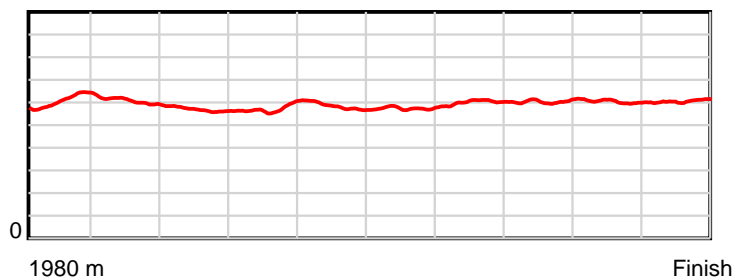
HRNZ and NZMTC and Thoroughbred Ratings Pty Ltd accepts no responsibility for the completeness or accuracy of any of the information contained herein, and makes no representations about its suitability for any particular purpose. Users should make their own judgements about those matters and/or seek independent advice. You assume all risks associated with use of the data provided on this page.

Race Results

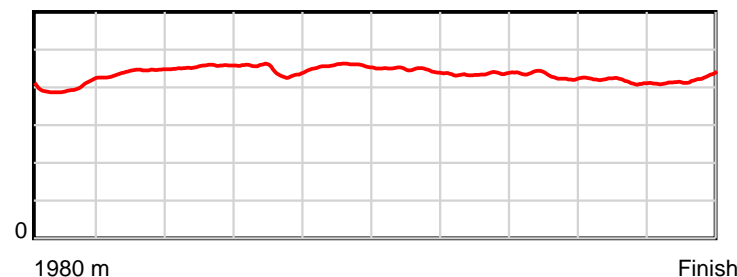
August 16, 2024, Race 6, , Distance 1980m, Addington - Survey 1980m

Result	TAB no.	Horse (Barrier)	1980 to	1800m to	1600m to	1400m to	1200m to	1000m to	800m to	600m to	400m to	200m to	Total or	Margin
1st	6	Evangelist (6)	1800m	1600m	1400m	1200m	1000m	800m	600m	400m	200m	WP	Average	
		Position in running (margin)	-	2(2.2)	2(3.5)	2(2.4)	3(2.9)	2(1.8)	2(1.4)	2(1.3)	3(1.8)	2(1.4)		0.00
		Sectional time (s)	12.01	14.65	15.94	15.52	15.53	15.47	14.48	14.46	13.81	13.89		
		Cumulative time (s)	145.76	133.75	119.10	103.16	87.64	72.11	56.64	42.16	27.70	13.89	2:25.76	
		Speed (m/s)	14.98	13.65	12.55	12.89	12.88	12.93	13.81	13.83	14.48	14.40	13.58	
		Stride length (m)	6.04	6.02	5.71	5.75	5.88	5.78	6.01	5.96	6.04	6.06	5.92	
		Stride duration (s)	0.400	0.441	0.455	0.446	0.457	0.447	0.435	0.431	0.417	0.421	0.436	
		Stride efficiency (%)	57.02	56.71	51.03	51.59	54.09	52.16	56.45	55.44	56.97	57.47	54.79	
		Stride count	29.80	33.20	35.00	34.81	33.99	34.62	33.28	33.58	33.12	32.98	334.38	

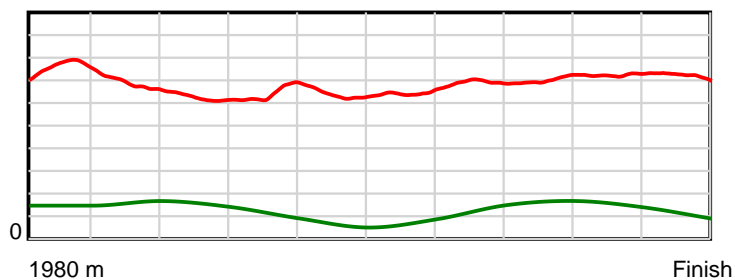
10 m Stride length



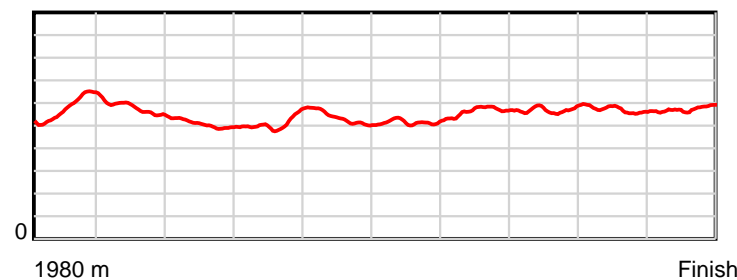
0.6 s Stride duration



20 m/sec Speed



100 % Stride efficiency



Note: Horizontal distance axis grid lines are 200m furlongs.

Disclaimer.

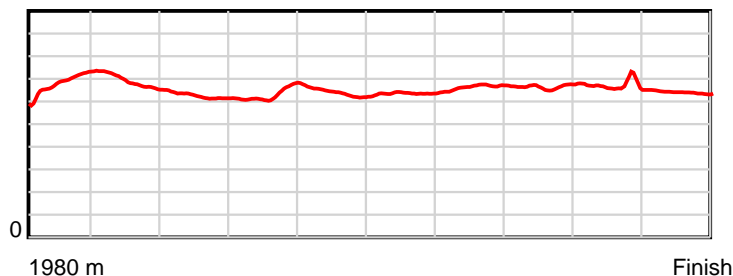
HRNZ and NZMTC and Thoroughbred Ratings Pty Ltd accepts no responsibility for the completeness or accuracy of any of the information contained herein, and makes no representations about its suitability for any particular purpose. Users should make their own judgements about those matters and/or seek independent advice. You assume all risks associated with use of the data provided on this page.

Race Results

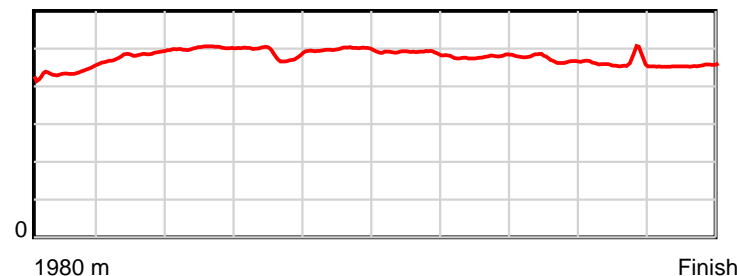
August 16, 2024, Race 6, , Distance 1980m, Addington - Survey 1980m

Result	TAB no.	Horse (Barrier)	1980 to	1800m to	1600m to	1400m to	1200m to	1000m to	800m to	600m to	400m to	200m to	Total or	Margin
2nd	7	Lakelsa (7)	1800m	1600m	1400m	1200m	1000m	800m	600m	400m	200m	WP	Average	
		Position in running (margin)	-	1(0.0)	1(0.0)	1(0.0)	1(0.0)	1(0.0)	1(0.0)	1(0.0)	1(0.0)	1(0.0)		0.60
		Sectional time (s)	11.73	14.44	16.11	15.44	15.72	15.54	14.49	14.39	13.87	14.14		
		Cumulative time (s)	145.87	134.14	119.70	103.59	88.15	72.43	56.89	42.40	28.01	14.14	2:25.87	
		Speed (m/s)	15.34	13.85	12.41	12.95	12.72	12.87	13.80	13.90	14.42	14.14	13.57	
		Stride length (m)	6.87	6.69	6.22	6.33	6.34	6.30	6.60	6.56	6.65	6.44	6.49	
		Stride duration (s)	0.441	0.483	0.501	0.489	0.498	0.490	0.478	0.472	0.461	0.455	0.478	
		Stride efficiency (%)	73.77	69.89	60.47	62.63	62.86	62.07	67.98	67.31	69.05	64.85	65.84	
		Stride count	26.20	29.91	32.15	31.59	31.53	31.73	30.32	30.47	30.09	31.05	305.04	

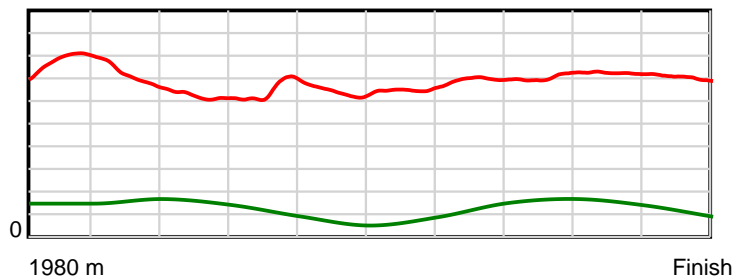
10 m Stride length



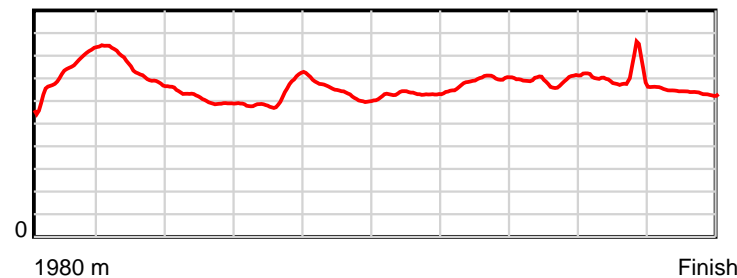
0.6 s Stride duration



20 m/sec Speed



100 % Stride efficiency



Note: Horizontal distance axis grid lines are 200m furlongs.

Disclaimer.

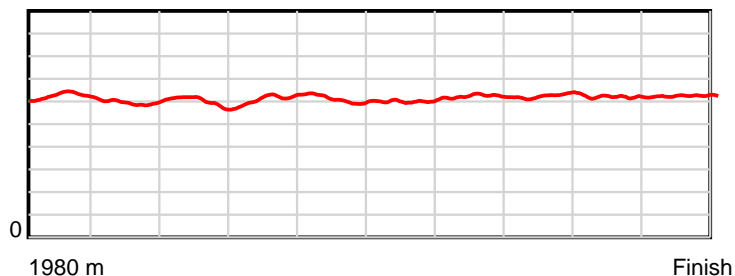
HRNZ and NZMTC and Thoroughbred Ratings Pty Ltd accepts no responsibility for the completeness or accuracy of any of the information contained herein, and makes no representations about its suitability for any particular purpose. Users should make their own judgements about those matters and/or seek independent advice. You assume all risks associated with use of the data provided on this page.

Race Results

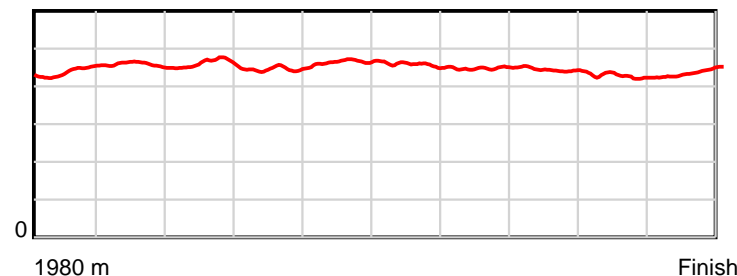
August 16, 2024, Race 6, , Distance 1980m, Addington - Survey 1980m

Result	TAB no.	Horse (Barrier)	1980 to	1800m to	1600m to	1400m to	1200m to	1000m to	800m to	600m to	400m to	200m to	Total or	Margin
3rd	5	Dancing Desire (5)	1800m	1600m	1400m	1200m	1000m	800m	600m	400m	200m	WP	Average	
		Position in running (margin)	-	6(7.6)	6(15.6)	6(12.5)	5(6.7)	6(6.0)	6(5.5)	5(4.6)	5(5.3)	5(6.9)		5.90
		Sectional time (s)	12.90	15.78	15.59	14.48	15.61	15.44	14.35	14.50	14.13	14.07		
		Cumulative time (s)	146.85	133.95	118.17	102.58	88.10	72.49	57.05	42.70	28.20	14.07	2:26.85	
		Speed (m/s)	13.95	12.67	12.83	13.81	12.81	12.95	13.94	13.79	14.15	14.21	13.48	
		Stride length (m)	6.20	5.80	5.91	6.15	5.96	5.92	6.24	6.12	6.03	6.22	6.05	
		Stride duration (s)	0.439	0.458	0.461	0.445	0.465	0.457	0.448	0.444	0.426	0.438	0.449	
		Stride efficiency (%)	59.99	52.59	54.65	59.11	55.54	54.83	60.81	58.52	56.81	60.51	57.22	
		Stride count	29.05	34.47	33.82	32.52	33.55	33.76	32.06	32.68	33.17	32.14	327.22	

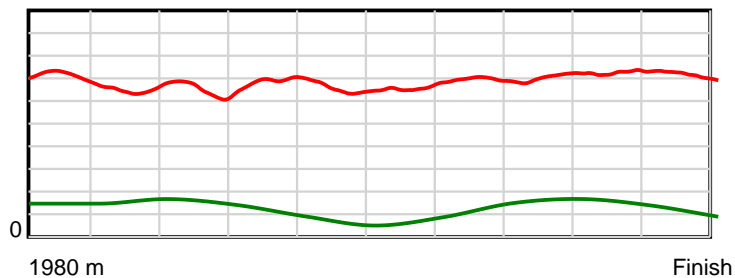
10 m Stride length



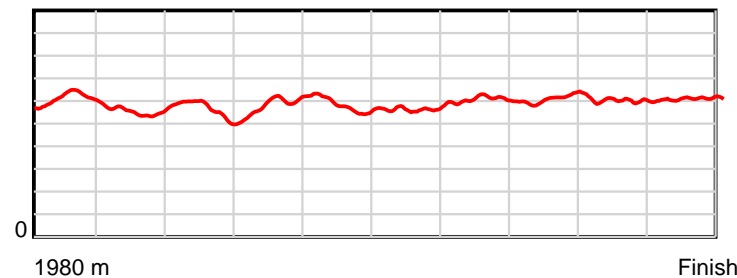
0.6 s Stride duration



20 m/sec Speed



100 % Stride efficiency



Note: Horizontal distance axis grid lines are 200m furlongs.

Disclaimer.

HRNZ and NZMTC and Thoroughbred Ratings Pty Ltd accepts no responsibility for the completeness or accuracy of any of the information contained herein, and makes no representations about its suitability for any particular purpose. Users should make their own judgements about those matters and/or seek independent advice. You assume all risks associated with use of the data provided on this page.




Race Results

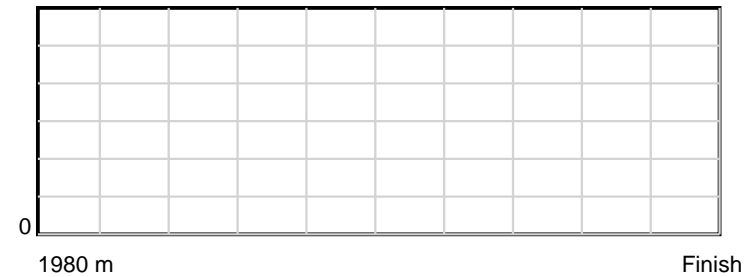
August 16, 2024, Race 6, , Distance 1980m, Addington - Survey 1980m

Result	TAB no.	Horse (Barrier)	1980 to 1800m	1800m to 1600m	1600m to 1400m	1400m to 1200m	1200m to 1000m	1000m to 800m	800m to 600m	600m to 400m	400m to 200m	200m to WP	Total or Average	Margin
4th	4	What A Minx (4)												
		Position in running (margin)	-	()	()	()	()	()	()	()	()	()		6.50
		Sectional time (s)												
		Cumulative time (s)	NaN	NaN	NaN	NaN	NaN	NaN	NaN	NaN	NaN	NaN	2:26.96	
		Speed (m/s)												
		Stride length (m)												
		Stride duration (s)												
		Stride efficiency (%)												
		Stride count												


10 m Stride length



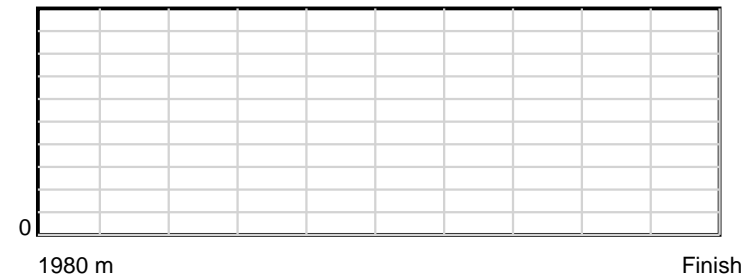
0.6 s Stride duration



20 m/sec Speed



100 % Stride efficiency



Note: Horizontal distance axis grid lines are 200m furlongs.

Disclaimer.

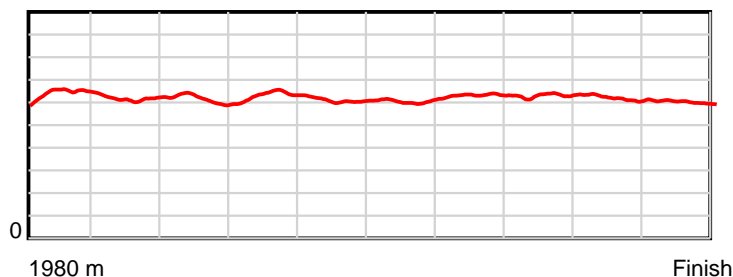
HRNZ and NZMTC and Thoroughbred Ratings Pty Ltd accepts no responsibility for the completeness or accuracy of any of the information contained herein, and makes no representations about its suitability for any particular purpose. Users should make their own judgements about those matters and/or seek independent advice. You assume all risks associated with use of the data provided on this page.

Race Results

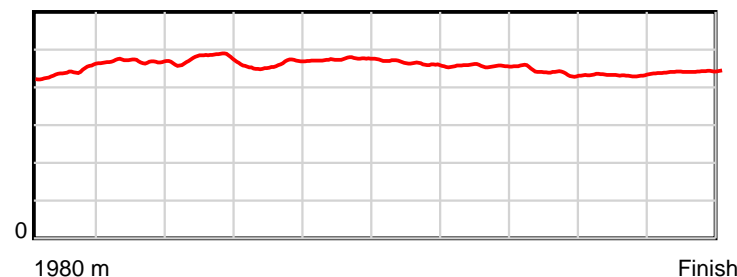
August 16, 2024, Race 6, , Distance 1980m, Addington - Survey 1980m

Result	TAB no.	Horse (Barrier)	1980 to	1800m to	1600m to	1400m to	1200m to	1000m to	800m to	600m to	400m to	200m to	Total or	Margin
5th	3	Adored Dreamer (3)	1800m	1600m	1400m	1200m	1000m	800m	600m	400m	200m	WP	Average	
		Position in running (margin)	-	4(5.6)	5(11.8)	5(8.2)	2(2.4)	3(2.6)	3(1.7)	3(1.4)	2(1.1)	3(3.8)		6.60
		Sectional time (s)	12.73	15.47	15.52	14.46	15.76	15.38	14.44	14.34	14.32	14.56		
		Cumulative time (s)	146.98	134.25	118.78	103.26	88.80	73.04	57.66	43.22	28.88	14.56	2:26.98	
		Speed (m/s)	14.14	12.93	12.89	13.83	12.69	13.00	13.85	13.95	13.97	13.74	13.47	
		Stride length (m)	6.40	6.07	6.14	6.36	6.03	6.02	6.32	6.14	6.05	6.07	6.16	
		Stride duration (s)	0.442	0.470	0.477	0.460	0.475	0.463	0.457	0.440	0.433	0.442	0.457	
		Stride efficiency (%)	63.96	57.60	58.94	63.28	56.73	56.70	62.50	58.91	57.18	57.54	59.21	
		Stride count	28.14	32.94	32.56	31.43	33.19	33.20	31.62	32.57	33.06	32.96	321.67	

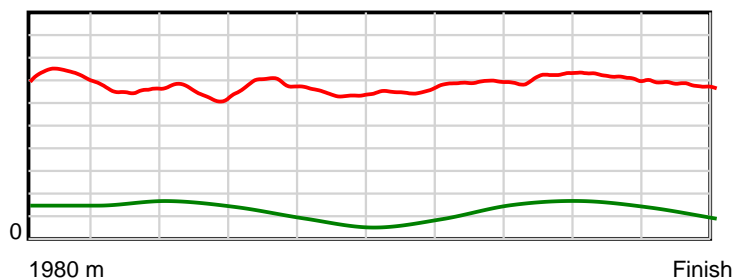
10 m Stride length



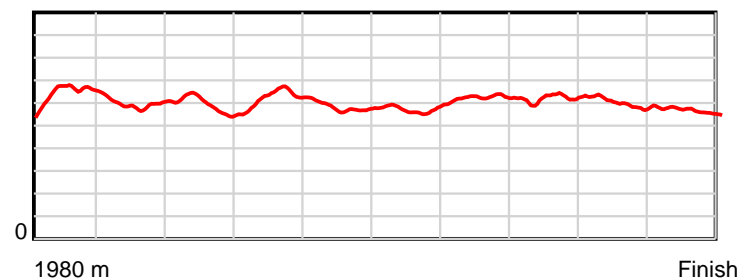
0.6 s Stride duration



20 m/sec Speed



100 % Stride efficiency



Note: Horizontal distance axis grid lines are 200m furlongs.

Disclaimer.

HRNZ and NZMTC and Thoroughbred Ratings Pty Ltd accepts no responsibility for the completeness or accuracy of any of the information contained herein, and makes no representations about its suitability for any particular purpose. Users should make their own judgements about those matters and/or seek independent advice. You assume all risks associated with use of the data provided on this page.

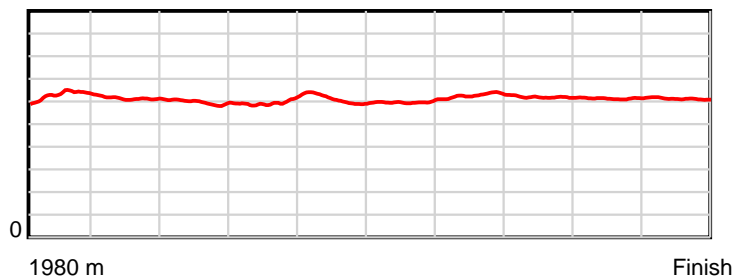


Race Results

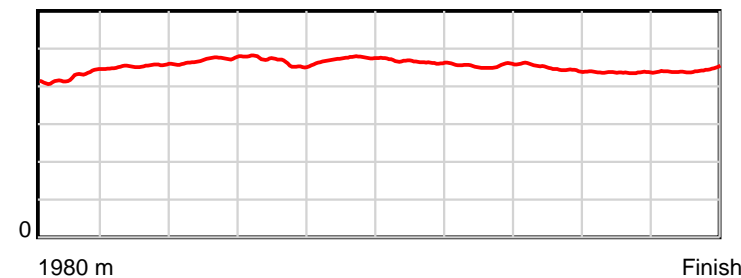
August 16, 2024, Race 6, , Distance 1980m, Addington - Survey 1980m

Result	TAB no.	Horse (Barrier)	1980 to	1800m to	1600m to	1400m to	1200m to	1000m to	800m to	600m to	400m to	200m to	Total or	Margin
6th	2	Milou (2)	1800m	1600m	1400m	1200m	1000m	800m	600m	400m	200m	WP	Average	
		Position in running (margin)	-	3(4.1)	3(6.3)	3(4.2)	4(5.2)	4(4.0)	4(4.0)	4(3.8)	4(4.1)	4(6.5)		8.00
		Sectional time (s)	12.40	14.80	15.78	15.61	15.52	15.54	14.44	14.45	14.27	14.43		
		Cumulative time (s)	147.24	134.84	120.04	104.26	88.65	73.13	57.59	43.15	28.70	14.43	2:27.24	
		Speed (m/s)	14.51	13.51	12.67	12.81	12.89	12.87	13.85	13.84	14.02	13.86	13.45	
		Stride length (m)	6.27	6.14	5.95	5.98	6.10	5.99	6.29	6.21	6.12	6.15	6.12	
		Stride duration (s)	0.426	0.454	0.470	0.466	0.473	0.466	0.455	0.448	0.437	0.443	0.455	
		Stride efficiency (%)	61.53	58.92	55.41	55.82	58.07	56.13	61.91	60.25	58.55	59.04	58.47	
		Stride count	28.69	32.57	33.59	33.46	32.81	33.37	31.77	32.21	32.67	32.54	323.68	

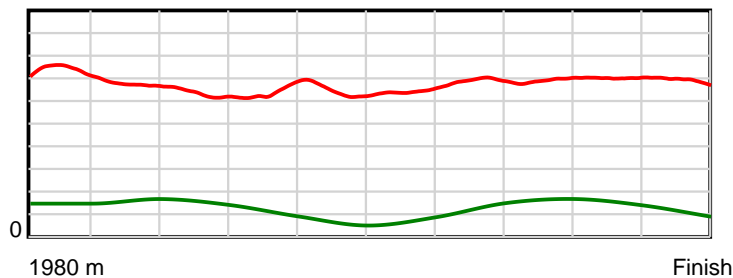
10 m Stride length



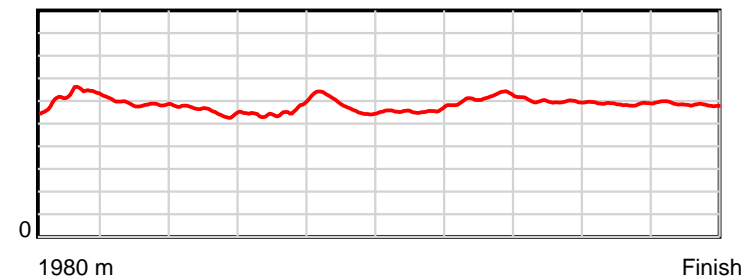
0.6 s Stride duration



20 m/sec Speed



100 % Stride efficiency



Note: Horizontal distance axis grid lines are 200m furlongs.

Disclaimer.

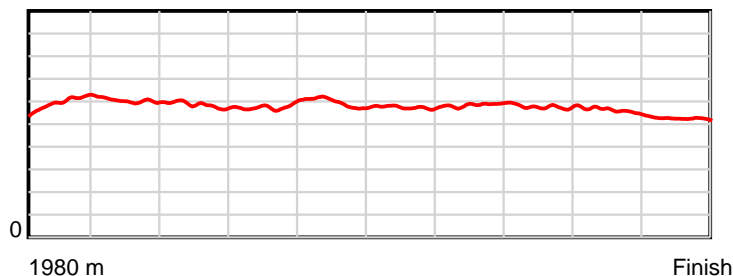
HRNZ and NZMTC and Thoroughbred Ratings Pty Ltd accepts no responsibility for the completeness or accuracy of any of the information contained herein, and makes no representations about its suitability for any particular purpose. Users should make their own judgements about those matters and/or seek independent advice. You assume all risks associated with use of the data provided on this page.

Race Results

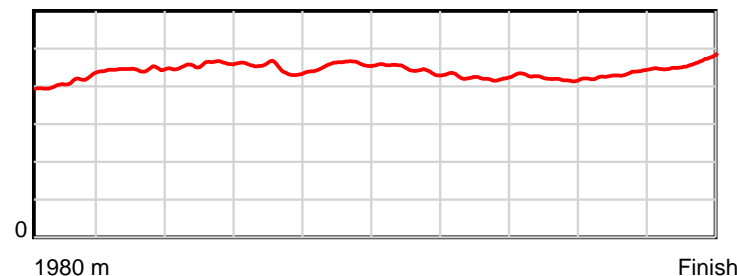
August 16, 2024, Race 6, , Distance 1980m, Addington - Survey 1980m

Result	TAB no.	Horse (Barrier)	1980 to	1800m to	1600m to	1400m to	1200m to	1000m to	800m to	600m to	400m to	200m to	Total or	Margin
7th	1	Kalatra (1)	1800m	1600m	1400m	1200m	1000m	800m	600m	400m	200m	WP	Average	
		Position in running (margin)	-	5(5.9)	4(8.8)	4(6.7)	6(7.8)	5(5.7)	5(5.0)	6(5.1)	6(7.3)	6(17.7)		35.30
		Sectional time (s)	12.80	14.92	15.76	15.63	15.37	15.41	14.51	14.76	15.59	17.54		
		Cumulative time (s)	152.29	139.49	124.57	108.81	93.18	77.81	62.40	47.89	33.13	17.54	2:32.29	
		Speed (m/s)	14.06	13.40	12.69	12.80	13.01	12.98	13.78	13.55	12.83	11.40	13.00	
		Stride length (m)	5.94	5.97	5.81	5.74	5.94	5.78	5.83	5.72	5.54	5.26	5.74	
		Stride duration (s)	0.413	0.445	0.458	0.448	0.457	0.445	0.423	0.422	0.432	0.461	0.442	
		Stride efficiency (%)	55.23	55.62	52.73	51.44	55.23	52.12	53.20	51.11	48.00	43.17	51.54	
		Stride count	30.28	33.52	34.43	34.86	33.64	34.63	34.28	34.97	36.09	38.05	344.75	

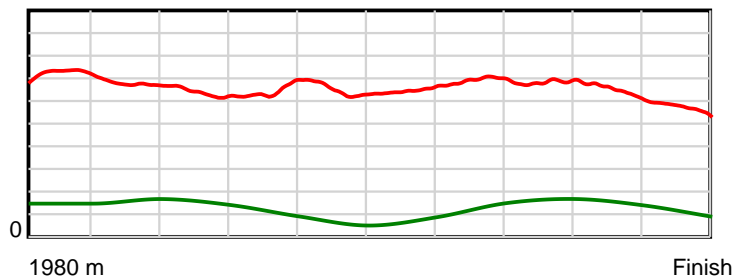
10 m Stride length



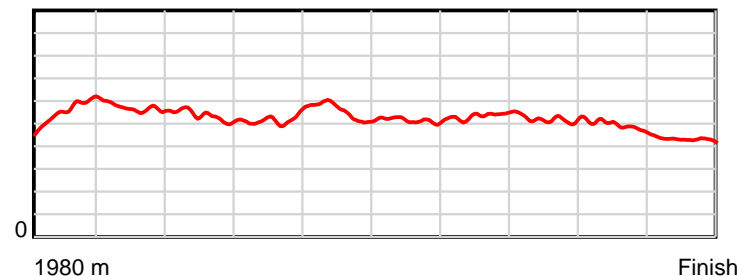
0.6 s Stride duration



20 m/sec Speed



100 % Stride efficiency



Note: Horizontal distance axis grid lines are 200m furlongs.

Disclaimer.

HRNZ and NZMTC and Thoroughbred Ratings Pty Ltd accepts no responsibility for the completeness or accuracy of any of the information contained herein, and makes no representations about its suitability for any particular purpose. Users should make their own judgements about those matters and/or seek independent advice. You assume all risks associated with use of the data provided on this page.



Race Results



August 16, 2024, Race 7, SHOW DAY SLOT RACES ON SALE NOW MOBILE PACE, Distance 2600m, Addington - Survey 3200m

Result	TAB no.	Horse (Barrier)	2600 to	2400m to
1st	5	Mr Kaplan (5)	2400m	2200m
		Position in running (margin)	-	2(0.1)
		Sectional time (s)	13.22	15.40
		Cumulative time (s)	197.85	184.63
		Speed (m/s)	15.12	12.99
		Stride length (m)	6.79	6.28
		Stride duration (s)	0.444	0.484
		Stride efficiency (%)	72.04	61.64
		Stride count	29.46	31.84

Disclaimer.

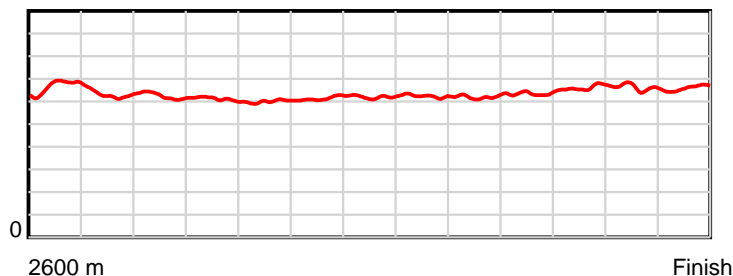
HRNZ and NZMTC and Thoroughbred Ratings Pty Ltd accepts no responsibility for the completeness or accuracy of any of the information contained herein, and makes no representations about its suitability for any particular purpose. Users should make their own judgements about those matters and/or seek independent advice. You assume all risks associated with use of the data provided on this page.

Race Results

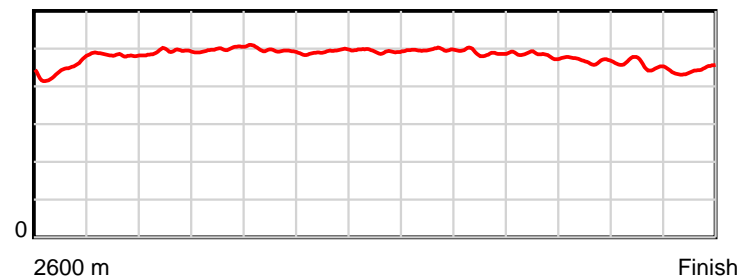
August 16, 2024, Race 7, SHOW DAY SLOT RACES ON SALE NOW MOBILE PACE, Distance 2600m, Addington - Survey 3200m

Result	TAB no.	Horse (Barrier)	2200m to	2000m to	1800m to	1600m to	1400m to	1200m to	1000m to	800m to	600m to	400m to	200m to	Total or	Margin
1st	5	Mr Kaplan (5)	2000m	1800m	1600m	1400m	1200m	1000m	800m	600m	400m	200m	WP	Average	
		Position in running (margin)	3(2.0)	3(4.2)	3(4.0)	3(4.1)	3(4.2)	4(4.1)	5(3.8)	5(3.7)	5(3.6)	5(3.6)	5(3.3)		0.00
		Sectional time (s)	15.68	16.30	16.67	16.19	15.89	15.90	15.67	15.24	14.28	14.02	13.39		
		Cumulative time (s)	169.23	153.55	137.25	120.58	104.39	88.50	72.60	56.93	41.69	27.41	13.39	3:17.85	
		Speed (m/s)	12.76	12.27	12.00	12.35	12.59	12.58	12.76	13.12	14.01	14.27	14.94	13.14	
		Stride length (m)	6.28	6.12	5.96	6.07	6.21	6.25	6.24	6.34	6.57	6.54	6.61	6.32	
		Stride duration (s)	0.492	0.499	0.497	0.492	0.493	0.497	0.489	0.484	0.469	0.458	0.443	0.481	
		Stride efficiency (%)	61.60	58.51	55.55	57.65	60.23	61.07	60.90	62.89	67.39	66.75	68.37	62.42	
		Stride count	31.85	32.68	33.54	32.93	32.22	31.99	32.04	31.53	30.46	30.60	30.24	411.38	

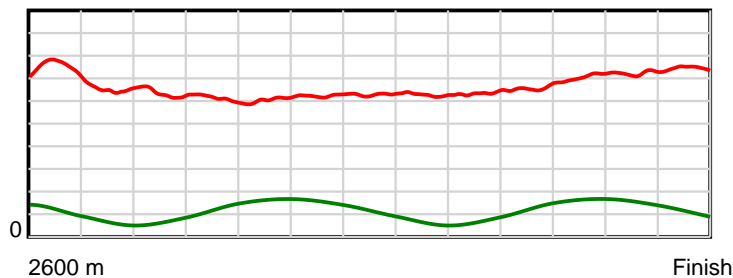
10 m Stride length



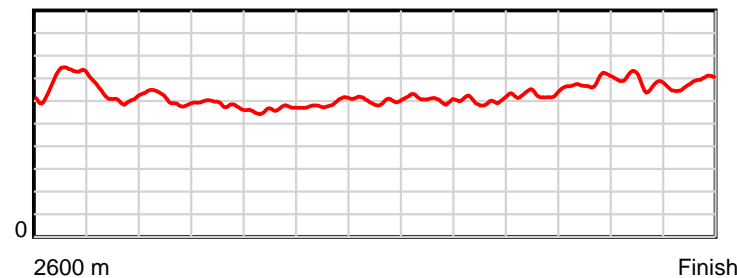
0.6 s Stride duration



20 m/sec Speed



100 % Stride efficiency



Note: Horizontal distance axis grid lines are 200m furlongs.

Disclaimer.

HRNZ and NZMTC and Thoroughbred Ratings Pty Ltd accepts no responsibility for the completeness or accuracy of any of the information contained herein, and makes no representations about its suitability for any particular purpose. Users should make their own judgements about those matters and/or seek independent advice. You assume all risks associated with use of the data provided on this page.



Race Results



August 16, 2024, Race 7, SHOW DAY SLOT RACES ON SALE NOW MOBILE PACE, Distance 2600m, Addington - Survey 3200m

Result	TAB no.	Horse (Barrier)	2600 to	2400m to
2nd	7	Black Mach (7)	2400m	2200m
		Position in running (margin)	-	4(2.0)
		Sectional time (s)	13.47	14.74
		Cumulative time (s)	197.90	184.43
		Speed (m/s)	14.84	13.57
		Stride length (m)	6.80	6.48
		Stride duration (s)	0.454	0.477
		Stride efficiency (%)	72.31	65.53
		Stride count	29.40	30.88

Disclaimer.

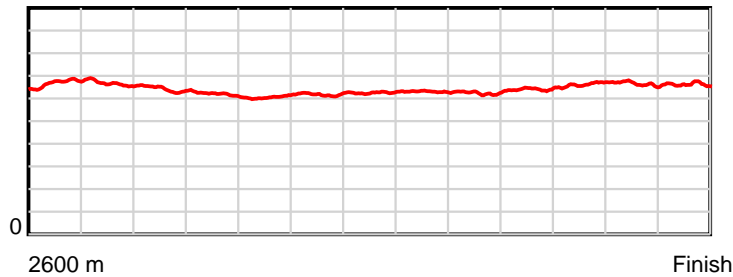
HRNZ and NZMTC and Thoroughbred Ratings Pty Ltd accepts no responsibility for the completeness or accuracy of any of the information contained herein, and makes no representations about its suitability for any particular purpose. Users should make their own judgements about those matters and/or seek independent advice. You assume all risks associated with use of the data provided on this page.

Race Results

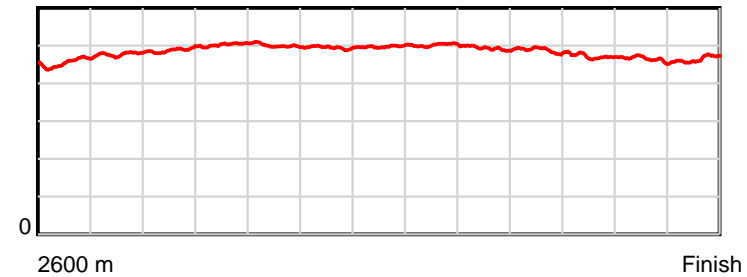
August 16, 2024, Race 7, SHOW DAY SLOT RACES ON SALE NOW MOBILE PACE, Distance 2600m, Addington - Survey 3200m

Result	TAB no.	Horse (Barrier)	2200m to	2000m to	1800m to	1600m to	1400m to	1200m to	1000m to	800m to	600m to	400m to	200m to	Total or	Margin
2nd	7	Black Mach (7)	2000m	1800m	1600m	1400m	1200m	1000m	800m	600m	400m	200m	WP	Average	
		Position in running (margin)	1(0.0)	1(0.0)	1(0.0)	1(0.0)	1(0.0)	1(0.0)	1(0.0)	1(0.0)	1(0.0)	1(0.0)	2(0.0)		0.30
		Sectional time (s)	15.32	16.33	16.65	16.17	15.91	15.96	15.69	15.26	14.28	14.07	14.05		
		Cumulative time (s)	169.69	154.37	138.04	121.39	105.22	89.31	73.35	57.66	42.40	28.12	14.05	3:17.90	
		Speed (m/s)	13.05	12.25	12.01	12.37	12.57	12.53	12.75	13.11	14.01	14.21	14.23	13.14	
		Stride length (m)	6.37	6.14	6.00	6.12	6.25	6.27	6.27	6.39	6.58	6.58	6.61	6.37	
		Stride duration (s)	0.488	0.502	0.499	0.495	0.497	0.501	0.492	0.487	0.470	0.463	0.465	0.485	
		Stride efficiency (%)	63.41	58.97	56.25	58.54	61.11	61.53	61.49	63.76	67.69	67.59	68.36	63.36	
		Stride count	31.40	32.56	33.33	32.68	31.98	31.87	31.88	31.31	30.39	30.41	30.24	408.33	

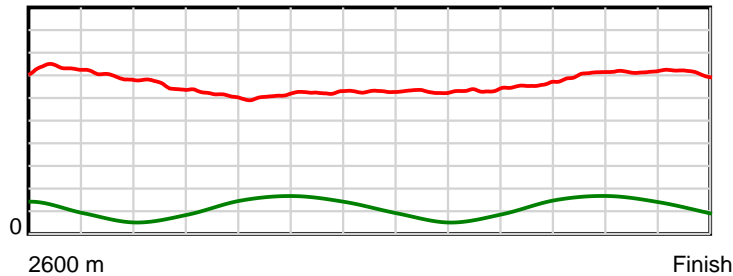
10 m Stride length



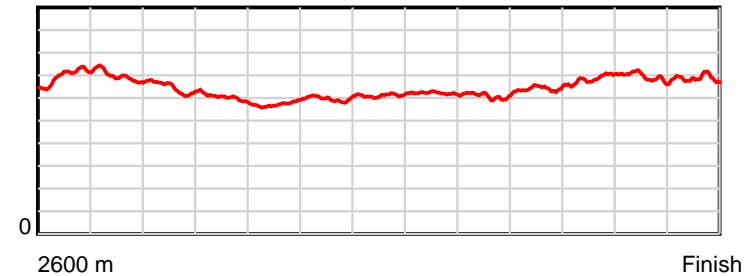
0.6 s Stride duration



20 m/sec Speed



100 % Stride efficiency



Note: Horizontal distance axis grid lines are 200m furlongs.

Disclaimer.

HRNZ and NZMTC and Thoroughbred Ratings Pty Ltd accepts no responsibility for the completeness or accuracy of any of the information contained herein, and makes no representations about its suitability for any particular purpose. Users should make their own judgements about those matters and/or seek independent advice. You assume all risks associated with use of the data provided on this page.



Race Results



August 16, 2024, Race 7, SHOW DAY SLOT RACES ON SALE NOW MOBILE PACE, Distance 2600m, Addington - Survey 3200m

Result	TAB no.	Horse (Barrier)	2600 to	2400m to
3rd	6	Ferneti (6)	2400m	2200m
		Position in running (margin)	-	1(0.0)
		Sectional time (s)	13.14	15.25
		Cumulative time (s)	197.90	184.76
		Speed (m/s)	15.22	13.11
		Stride length (m)	6.42	5.95
		Stride duration (s)	0.418	0.454
		Stride efficiency (%)	64.43	55.31
		Stride count	31.15	33.62

Disclaimer.

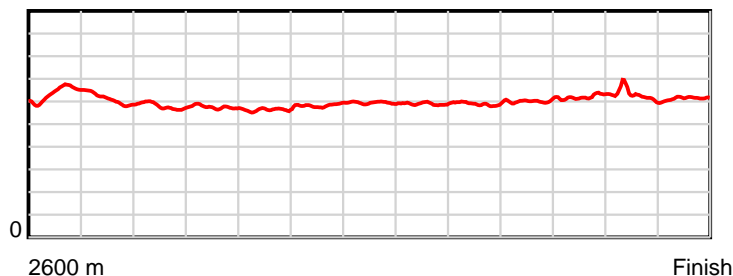
HRNZ and NZMTC and Thoroughbred Ratings Pty Ltd accepts no responsibility for the completeness or accuracy of any of the information contained herein, and makes no representations about its suitability for any particular purpose. Users should make their own judgements about those matters and/or seek independent advice. You assume all risks associated with use of the data provided on this page.

Race Results

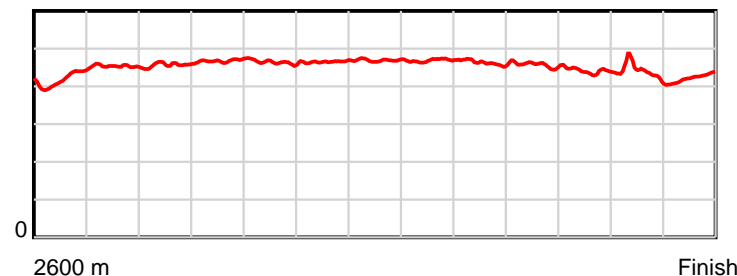
August 16, 2024, Race 7, SHOW DAY SLOT RACES ON SALE NOW MOBILE PACE, Distance 2600m, Addington - Survey 3200m

Result	TAB no.	Horse (Barrier)	2200m to	2000m to	1800m to	1600m to	1400m to	1200m to	1000m to	800m to	600m to	400m to	200m to	Total or	Margin
3rd	6	Ferneti (6)	2000m	1800m	1600m	1400m	1200m	1000m	800m	600m	400m	200m	WP	Average	
		Position in running (margin)	2(1.0)	2(2.6)	2(2.2)	2(2.1)	2(2.5)	2(2.4)	3(2.1)	3(1.8)	3(1.8)	3(1.9)	4(2.0)		0.30
		Sectional time (s)	15.58	16.27	16.62	16.24	15.90	15.91	15.64	15.25	14.31	14.08	13.71		
		Cumulative time (s)	169.51	153.93	137.66	121.04	104.80	88.90	72.99	57.35	42.10	27.79	13.71	3:17.90	
		Speed (m/s)	12.84	12.29	12.03	12.32	12.58	12.57	12.79	13.11	13.98	14.20	14.59	13.14	
		Stride length (m)	5.86	5.75	5.58	5.71	5.90	5.88	5.91	6.00	6.15	6.18	6.18	5.95	
		Stride duration (s)	0.456	0.468	0.464	0.464	0.469	0.468	0.462	0.458	0.440	0.435	0.424	0.453	
		Stride efficiency (%)	53.64	51.64	48.70	51.02	54.36	54.12	54.61	56.33	59.11	59.75	59.71	55.38	
		Stride count	34.14	34.79	35.82	35.00	33.91	33.98	33.83	33.31	32.52	32.34	32.35	436.76	

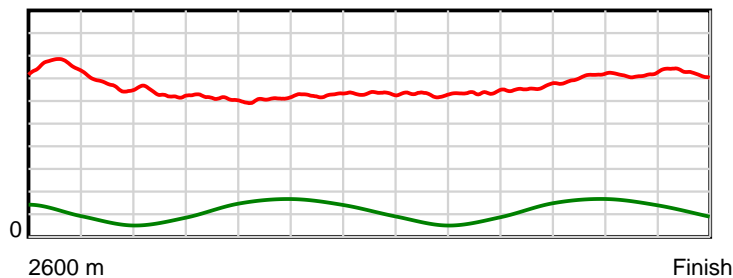
10 m Stride length



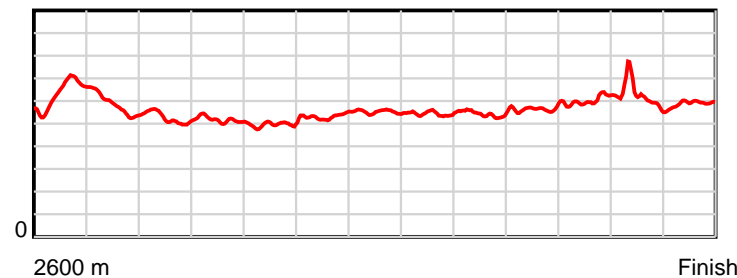
0.6 s Stride duration



20 m/sec Speed



100 % Stride efficiency



Note: Horizontal distance axis grid lines are 200m furlongs.

Disclaimer.

HRNZ and NZMTC and Thoroughbred Ratings Pty Ltd accepts no responsibility for the completeness or accuracy of any of the information contained herein, and makes no representations about its suitability for any particular purpose. Users should make their own judgements about those matters and/or seek independent advice. You assume all risks associated with use of the data provided on this page.



Race Results



August 16, 2024, Race 7, SHOW DAY SLOT RACES ON SALE NOW MOBILE PACE, Distance 2600m, Addington - Survey 3200m

Result	TAB no.	Horse (Barrier)	2600 to	2400m to
4th	2	Warloch (2)	2400m	2200m
		Position in running (margin)	-	6(5.0)
		Sectional time (s)	14.06	15.53
		Cumulative time (s)	197.95	183.89
		Speed (m/s)	14.22	12.88
		Stride length (m)	6.23	5.93
		Stride duration (s)	0.427	0.460
		Stride efficiency (%)	60.71	54.87
		Stride count	32.09	33.75

Disclaimer.

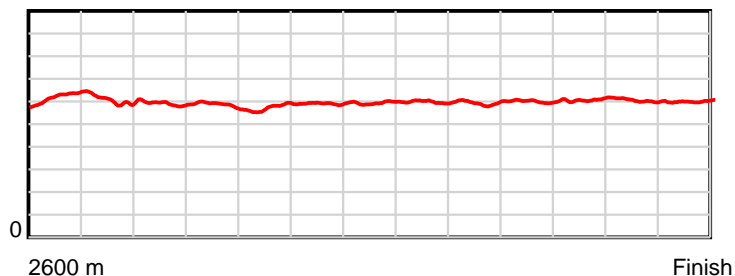
HRNZ and NZMTC and Thoroughbred Ratings Pty Ltd accepts no responsibility for the completeness or accuracy of any of the information contained herein, and makes no representations about its suitability for any particular purpose. Users should make their own judgements about those matters and/or seek independent advice. You assume all risks associated with use of the data provided on this page.

Race Results

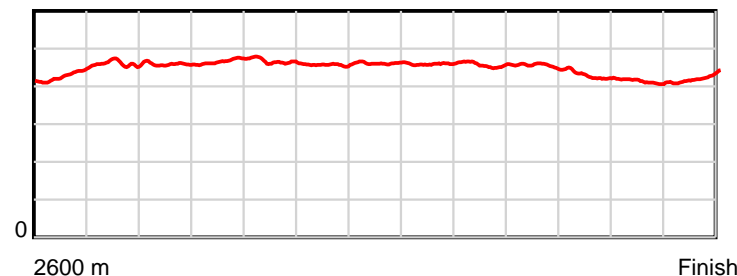
August 16, 2024, Race 7, SHOW DAY SLOT RACES ON SALE NOW MOBILE PACE, Distance 2600m, Addington - Survey 3200m

Result	TAB no.	Horse (Barrier)	2200m to	2000m to	1800m to	1600m to	1400m to	1200m to	1000m to	800m to	600m to	400m to	200m to	Total or	Margin
4th	2	Warloch (2)	2000m	1800m	1600m	1400m	1200m	1000m	800m	600m	400m	200m	WP	Average	
		Position in running (margin)	6(7.7)	6(10.5)	5(8.3)	5(8.1)	5(6.0)	3(4.0)	2(2.0)	2(0.9)	2(0.3)	2(0.5)	1(0.0)		0.60
		Sectional time (s)	15.78	15.97	16.60	15.84	15.58	15.62	15.50	15.17	14.32	13.98	14.00		
		Cumulative time (s)	168.36	152.58	136.61	120.01	104.17	88.59	72.97	57.47	42.30	27.98	14.00	3:17.95	
		Speed (m/s)	12.67	12.52	12.05	12.63	12.84	12.80	12.90	13.18	13.97	14.31	14.29	13.13	
		Stride length (m)	5.82	5.84	5.62	5.77	5.93	5.88	5.89	5.99	5.98	5.90	6.03	5.91	
		Stride duration (s)	0.459	0.466	0.467	0.457	0.462	0.459	0.457	0.454	0.428	0.413	0.422	0.450	
		Stride efficiency (%)	52.87	53.36	49.39	52.03	54.88	53.96	54.29	56.08	55.93	54.42	56.82	54.50	
		Stride count	34.39	34.23	35.57	34.66	33.75	34.03	33.93	33.38	33.43	33.89	33.17	440.27	

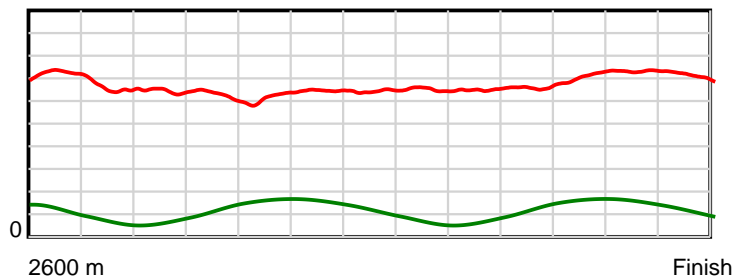
10 m Stride length



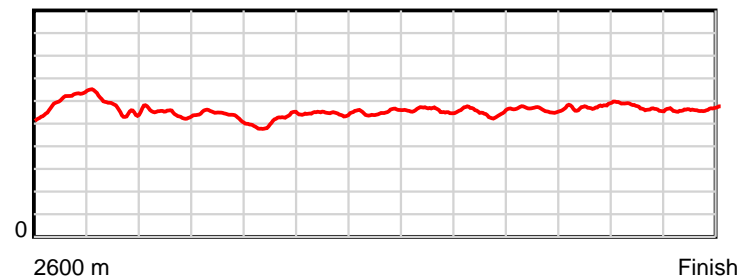
0.6 s Stride duration



20 m/sec Speed



100 % Stride efficiency



Note: Horizontal distance axis grid lines are 200m furlongs.

Disclaimer.

HRNZ and NZMTC and Thoroughbred Ratings Pty Ltd accepts no responsibility for the completeness or accuracy of any of the information contained herein, and makes no representations about its suitability for any particular purpose. Users should make their own judgements about those matters and/or seek independent advice. You assume all risks associated with use of the data provided on this page.



Race Results



August 16, 2024, Race 7, SHOW DAY SLOT RACES ON SALE NOW MOBILE PACE, Distance 2600m, Addington - Survey 3200m

Result	TAB no.	Horse (Barrier)	2600 to	2400m to
5th	4	Molly Belwin (4)	2400m	2200m
		Position in running (margin)	-	7(6.1)
		Sectional time (s)	14.19	15.70
		Cumulative time (s)	198.27	184.08
		Speed (m/s)	14.09	12.74
		Stride length (m)	5.82	5.48
		Stride duration (s)	0.409	0.430
		Stride efficiency (%)	53.01	46.97
		Stride count	34.34	36.48

Disclaimer.

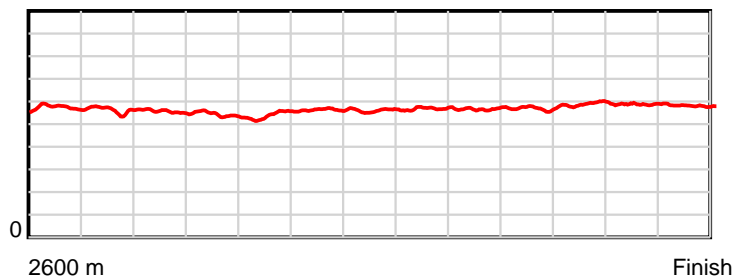
HRNZ and NZMTC and Thoroughbred Ratings Pty Ltd accepts no responsibility for the completeness or accuracy of any of the information contained herein, and makes no representations about its suitability for any particular purpose. Users should make their own judgements about those matters and/or seek independent advice. You assume all risks associated with use of the data provided on this page.

Race Results

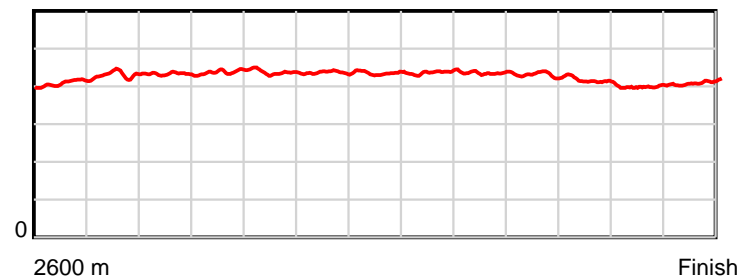
August 16, 2024, Race 7, SHOW DAY SLOT RACES ON SALE NOW MOBILE PACE, Distance 2600m, Addington - Survey 3200m

Result	TAB no.	Horse (Barrier)	2200m to	2000m to	1800m to	1600m to	1400m to	1200m to	1000m to	800m to	600m to	400m to	200m to	Total or	Margin
5th	4	Molly Belwin (4)	2000m	1800m	1600m	1400m	1200m	1000m	800m	600m	400m	200m	WP	Average	
		Position in running (margin)	7(9.8)	7(11.4)	7(10.3)	7(10.1)	6(8.2)	5(5.8)	4(3.7)	4(2.8)	4(2.1)	4(2.6)	3(1.8)		2.30
		Sectional time (s)	15.59	16.16	16.61	15.86	15.50	15.61	15.54	15.14	14.36	13.94	14.07		
		Cumulative time (s)	168.38	152.79	136.63	120.02	104.16	88.66	73.05	57.51	42.37	28.01	14.07	3:18.27	
		Speed (m/s)	12.83	12.38	12.04	12.61	12.90	12.81	12.87	13.21	13.93	14.35	14.21	13.11	
		Stride length (m)	5.55	5.42	5.27	5.50	5.62	5.60	5.60	5.68	5.78	5.71	5.82	5.60	
		Stride duration (s)	0.433	0.438	0.438	0.436	0.435	0.437	0.435	0.430	0.415	0.398	0.409	0.427	
		Stride efficiency (%)	48.17	45.90	43.48	47.29	49.35	48.92	48.98	50.46	52.25	50.99	52.90	49.02	
		Stride count	36.02	36.90	37.91	36.35	35.59	35.75	35.72	35.19	34.59	35.01	34.38	464.23	

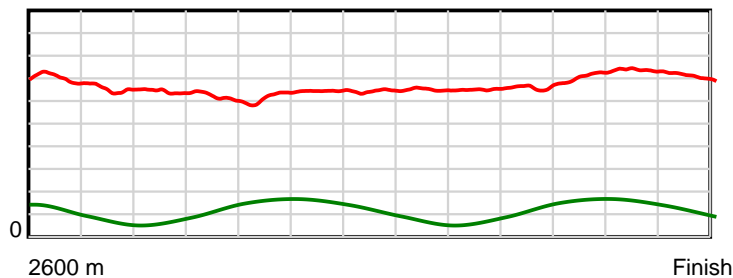
10 m Stride length



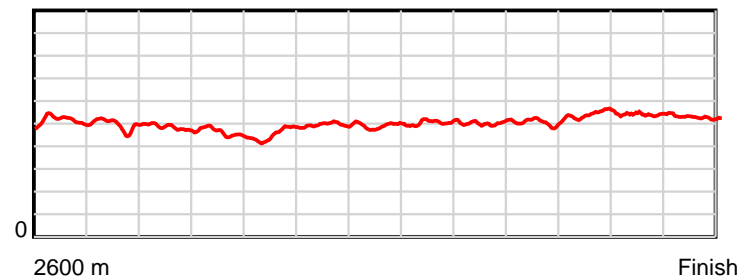
0.6 s Stride duration



20 m/sec Speed



100 % Stride efficiency



Note: Horizontal distance axis grid lines are 200m furlongs.

Disclaimer.

HRNZ and NZMTC and Thoroughbred Ratings Pty Ltd accepts no responsibility for the completeness or accuracy of any of the information contained herein, and makes no representations about its suitability for any particular purpose. Users should make their own judgements about those matters and/or seek independent advice. You assume all risks associated with use of the data provided on this page.



Race Results



August 16, 2024, Race 7, SHOW DAY SLOT RACES ON SALE NOW MOBILE PACE, Distance 2600m, Addington - Survey 3200m

Result	TAB no.	Horse (Barrier)	2600 to	2400m to
6th	1	Lone Wolf (1)	2400m	2200m
		Position in running (margin)	-	5(4.4)
		Sectional time (s)	14.02	15.60
		Cumulative time (s)	198.61	184.59
		Speed (m/s)	14.26	12.82
		Stride length (m)	6.77	6.47
		Stride duration (s)	0.463	0.505
		Stride efficiency (%)	71.62	65.35
		Stride count	29.54	30.93

Disclaimer.

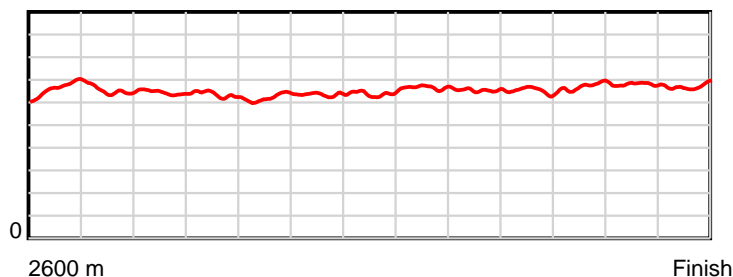
HRNZ and NZMTC and Thoroughbred Ratings Pty Ltd accepts no responsibility for the completeness or accuracy of any of the information contained herein, and makes no representations about its suitability for any particular purpose. Users should make their own judgements about those matters and/or seek independent advice. You assume all risks associated with use of the data provided on this page.

Race Results

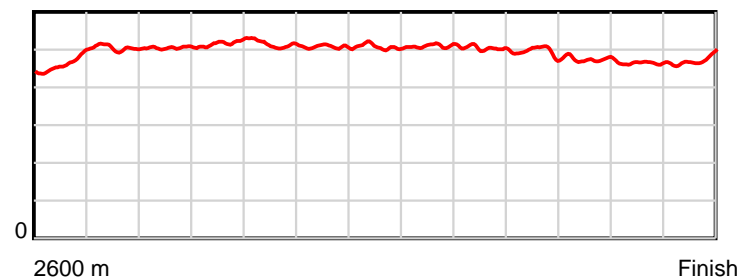
August 16, 2024, Race 7, SHOW DAY SLOT RACES ON SALE NOW MOBILE PACE, Distance 2600m, Addington - Survey 3200m

Result	TAB no.	Horse (Barrier)	2200m to	2000m to	1800m to	1600m to	1400m to	1200m to	1000m to	800m to	600m to	400m to	200m to	Total or	Margin
6th	1	Lone Wolf (1)	2000m	1800m	1600m	1400m	1200m	1000m	800m	600m	400m	200m	WP	Average	
		Position in running (margin)	5(7.5)	5(9.1)	6(8.8)	6(8.9)	7(8.4)	7(8.0)	7(5.7)	6(4.7)	6(3.9)	6(4.2)	6(3.6)		4.10
		Sectional time (s)	15.58	16.28	16.67	16.09	15.85	15.57	15.53	15.12	14.32	13.98	14.00		
		Cumulative time (s)	168.99	153.41	137.13	120.46	104.37	88.52	72.95	57.42	42.30	27.98	14.00	3:18.61	
		Speed (m/s)	12.84	12.29	12.00	12.43	12.62	12.85	12.88	13.23	13.97	14.31	14.29	13.09	
		Stride length (m)	6.48	6.34	6.17	6.30	6.41	6.55	6.48	6.53	6.64	6.64	6.77	6.50	
		Stride duration (s)	0.505	0.516	0.514	0.507	0.508	0.510	0.503	0.493	0.475	0.464	0.474	0.496	
		Stride efficiency (%)	65.70	62.85	59.51	62.09	64.17	67.08	65.65	66.57	68.87	68.82	71.62	66.01	
		Stride count	30.84	31.54	32.41	31.73	31.21	30.53	30.86	30.64	30.13	30.14	29.54	400.04	

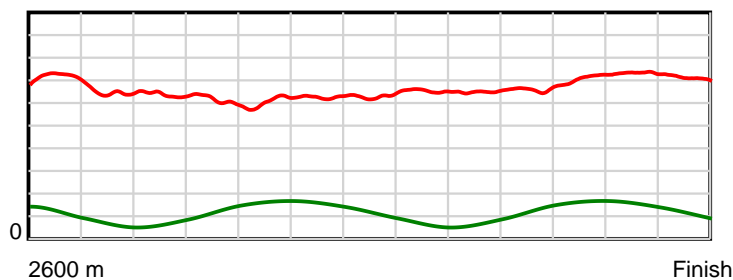
10 m Stride length



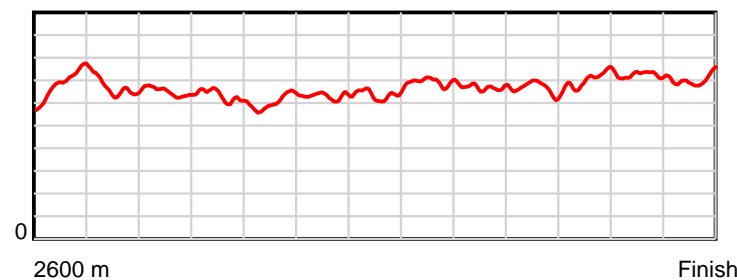
0.6 s Stride duration



20 m/sec Speed



100 % Stride efficiency



Note: Horizontal distance axis grid lines are 200m furlongs.

Disclaimer.

HRNZ and NZMTC and Thoroughbred Ratings Pty Ltd accepts no responsibility for the completeness or accuracy of any of the information contained herein, and makes no representations about its suitability for any particular purpose. Users should make their own judgements about those matters and/or seek independent advice. You assume all risks associated with use of the data provided on this page.



Race Results



August 16, 2024, Race 7, SHOW DAY SLOT RACES ON SALE NOW MOBILE PACE, Distance 2600m, Addington - Survey 3200m

Result	TAB no.	Horse (Barrier)	2600 to	2400m to
7th	3	Stephs Boy (3)	2400m	2200m
		Position in running (margin)	-	3(1.7)
		Sectional time (s)	13.33	15.46
		Cumulative time (s)	198.81	185.48
		Speed (m/s)	15.00	12.94
		Stride length (m)	6.48	6.01
		Stride duration (s)	0.432	0.465
		Stride efficiency (%)	65.59	56.53
		Stride count	30.87	33.25

Disclaimer.

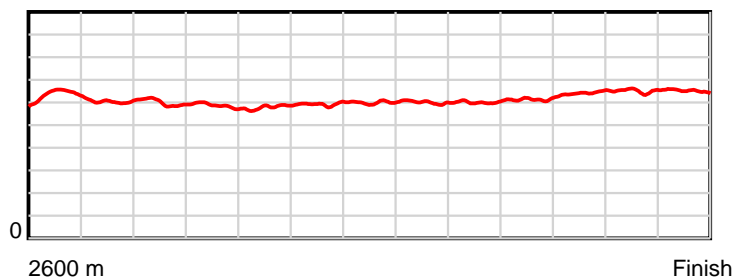
HRNZ and NZMTC and Thoroughbred Ratings Pty Ltd accepts no responsibility for the completeness or accuracy of any of the information contained herein, and makes no representations about its suitability for any particular purpose. Users should make their own judgements about those matters and/or seek independent advice. You assume all risks associated with use of the data provided on this page.

Race Results

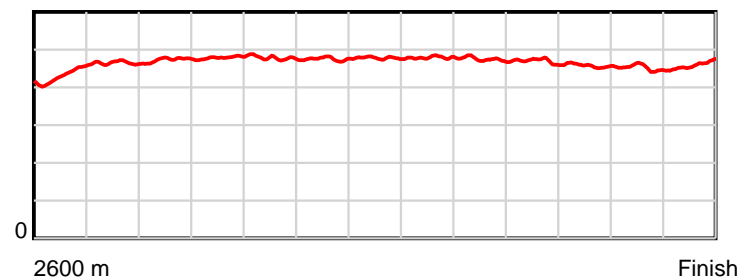
August 16, 2024, Race 7, SHOW DAY SLOT RACES ON SALE NOW MOBILE PACE, Distance 2600m, Addington - Survey 3200m

Result	TAB no.	Horse (Barrier)	2200m to	2000m to	1800m to	1600m to	1400m to	1200m to	1000m to	800m to	600m to	400m to	200m to	Total or	Margin
7th	3	Steps Boy (3)	2000m	1800m	1600m	1400m	1200m	1000m	800m	600m	400m	200m	WP	Average	
		Position in running (margin)	4(3.9)	4(6.3)	4(6.2)	4(5.8)	4(6.0)	6(5.9)	6(5.5)	7(5.5)	7(5.5)	7(5.4)	7(4.7)		5.20
		Sectional time (s)	15.71	16.32	16.58	16.20	15.89	15.89	15.69	15.26	14.27	13.95	14.26		
		Cumulative time (s)	170.02	154.31	137.99	121.41	105.21	89.32	73.43	57.74	42.48	28.21	14.26	3:18.81	
		Speed (m/s)	12.73	12.25	12.06	12.35	12.59	12.59	12.75	13.11	14.02	14.34	14.03	13.08	
		Stride length (m)	6.02	5.86	5.77	5.86	6.01	6.03	6.05	6.16	6.42	6.47	6.45	6.11	
		Stride duration (s)	0.473	0.479	0.479	0.475	0.478	0.479	0.475	0.470	0.458	0.451	0.460	0.468	
		Stride efficiency (%)	56.71	53.72	52.08	53.75	56.49	56.80	57.16	59.25	64.40	65.49	65.05	58.43	
		Stride count	33.20	34.11	34.65	34.10	33.27	33.17	33.07	32.48	31.15	30.89	31.00	425.21	

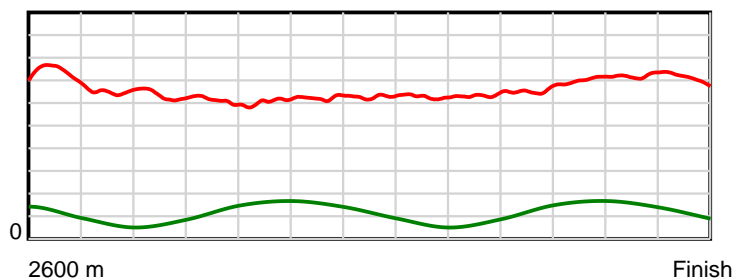
10 m Stride length



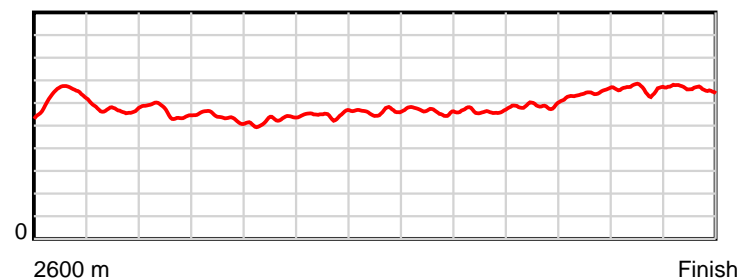
0.6 s Stride duration



20 m/sec Speed



100 % Stride efficiency



Note: Horizontal distance axis grid lines are 200m furlongs.

Disclaimer.

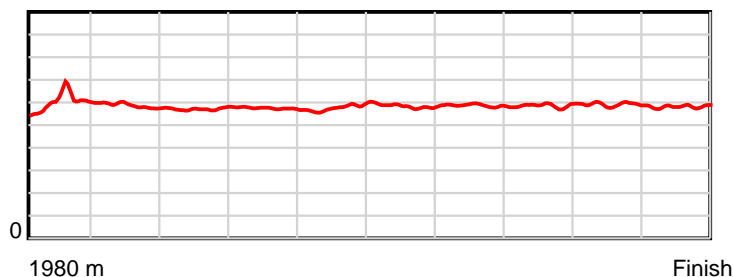
HRNZ and NZMTC and Thoroughbred Ratings Pty Ltd accepts no responsibility for the completeness or accuracy of any of the information contained herein, and makes no representations about its suitability for any particular purpose. Users should make their own judgements about those matters and/or seek independent advice. You assume all risks associated with use of the data provided on this page.

Race Results

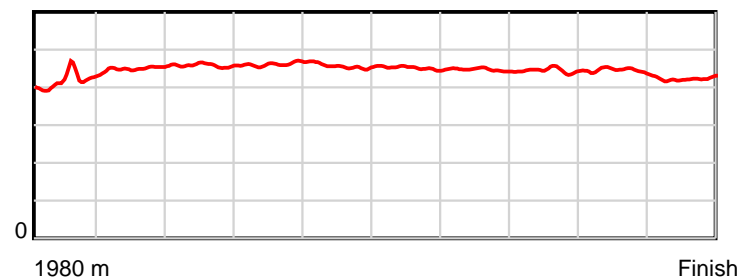
August 16, 2024, Race 8, , Distance 1980m, Addington - Survey 1980m

Result	TAB no.	Horse (Barrier)	1980 to	1800m to	1600m to	1400m to	1200m to	1000m to	800m to	600m to	400m to	200m to	Total or	Margin
1st	3	It's So Easy (3)	1800m	1600m	1400m	1200m	1000m	800m	600m	400m	200m	WP	Average	
		Position in running (margin)	-	2(0.8)	2(1.5)	2(1.6)	2(1.6)	2(1.4)	3(1.9)	3(1.9)	3(1.4)	3(1.6)		0.00
		Sectional time (s)	12.50	15.27	16.28	16.01	15.89	15.56	15.20	15.08	15.17	14.41		
		Cumulative time (s)	151.37	138.87	123.60	107.32	91.31	75.42	59.86	44.66	29.58	14.41	2:31.37	
		Speed (m/s)	14.39	13.10	12.29	12.49	12.59	12.85	13.16	13.26	13.18	13.88	13.08	
		Stride length (m)	5.97	5.89	5.63	5.77	5.74	5.80	5.88	5.90	5.86	5.86	5.83	
		Stride duration (s)	0.417	0.450	0.458	0.462	0.456	0.451	0.447	0.445	0.444	0.423	0.445	
		Stride efficiency (%)	55.66	54.30	49.46	51.97	51.49	52.56	53.94	54.34	53.67	53.73	53.05	
		Stride count	30.16	33.93	35.55	34.68	34.84	34.48	34.04	33.91	34.13	34.11	339.83	

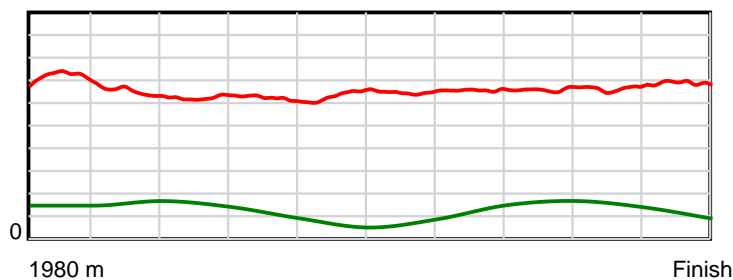
10 m Stride length



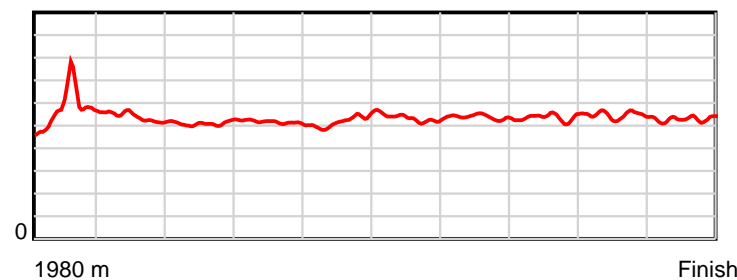
0.6 s Stride duration



20 m/sec Speed



100 % Stride efficiency



Note: Horizontal distance axis grid lines are 200m furlongs.

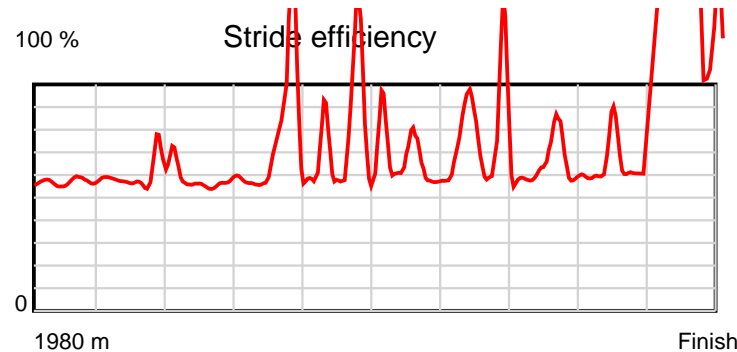
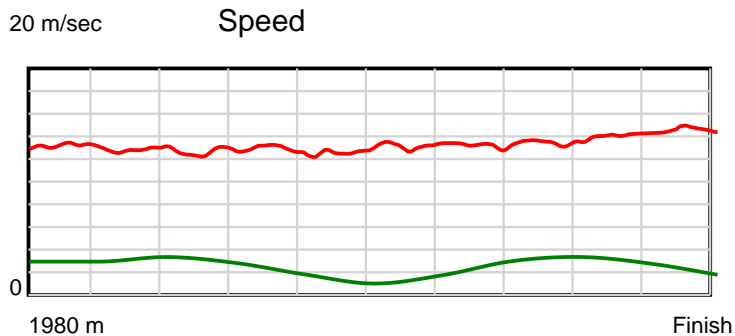
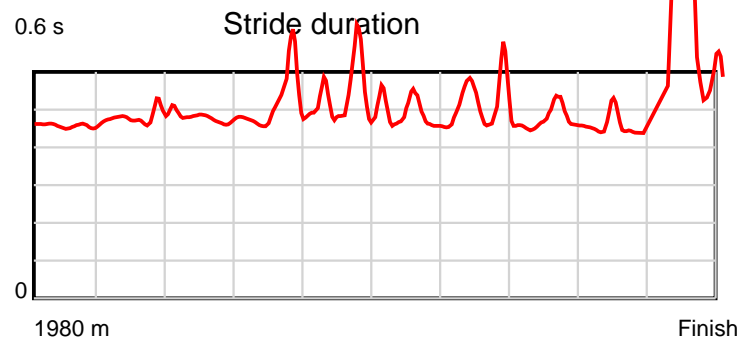
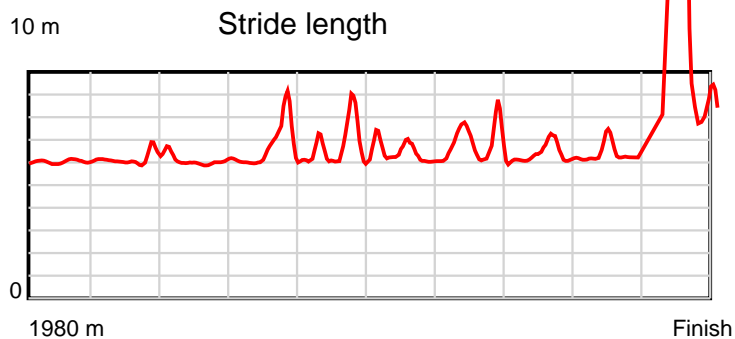
Disclaimer.

HRNZ and NZMTC and Thoroughbred Ratings Pty Ltd accepts no responsibility for the completeness or accuracy of any of the information contained herein, and makes no representations about its suitability for any particular purpose. Users should make their own judgements about those matters and/or seek independent advice. You assume all risks associated with use of the data provided on this page.

Race Results

August 16, 2024, Race 8, , Distance 1980m, Addington - Survey 1980m

Result	TAB no.	Horse (Barrier)	1980 to	1800m to	1600m to	1400m to	1200m to	1000m to	800m to	600m to	400m to	200m to	Total or	Margin
2nd	8	Zoltan Boscik (8)	1800m	1600m	1400m	1200m	1000m	800m	600m	400m	200m	WP	Average	
		Position in running (margin)	-	10(8.6)	9(13.2)	9(12.1)	10(9.1)	10(10.3)	10(9.8)	10(9.6)	10(8.9)	8(5.1)		1.00
		Sectional time (s)	14.19	15.91	16.09	15.51	16.13	15.38	15.19	15.03	14.50	13.62		
		Cumulative time (s)	151.55	137.36	121.45	105.36	89.85	73.72	58.34	43.15	28.12	13.62	2:31.55	
		Speed (m/s)	12.68	12.57	12.43	12.89	12.40	13.00	13.17	13.31	13.79	14.68	13.06	
		Stride length (m)	6.00	6.01	5.94	6.33	6.37	6.19	6.69	6.23	7.12	10.45	6.57	
		Stride duration (s)	0.457	0.478	0.478	0.491	0.514	0.476	0.508	0.468	0.516	0.711	0.503	
		Stride efficiency (%)	56.25	56.41	55.13	62.58	63.45	59.92	69.95	60.66	79.26	170.61	67.41	
		Stride count	30.00	33.29	33.67	31.60	31.39	32.30	29.89	32.10	28.08	19.14	301.46	



Note: Horizontal distance axis grid lines are 200m furlongs.

Disclaimer.

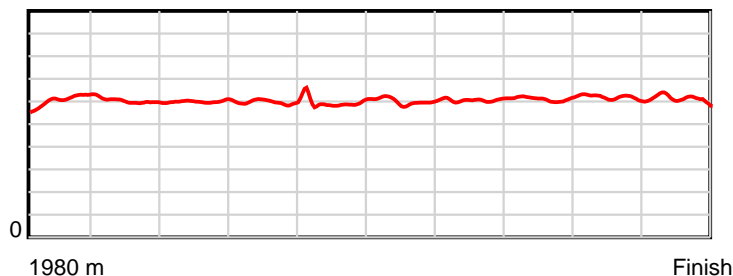
HRNZ and NZMTC and Thoroughbred Ratings Pty Ltd accepts no responsibility for the completeness or accuracy of any of the information contained herein, and makes no representations about its suitability for any particular purpose. Users should make their own judgements about those matters and/or seek independent advice. You assume all risks associated with use of the data provided on this page.

Race Results

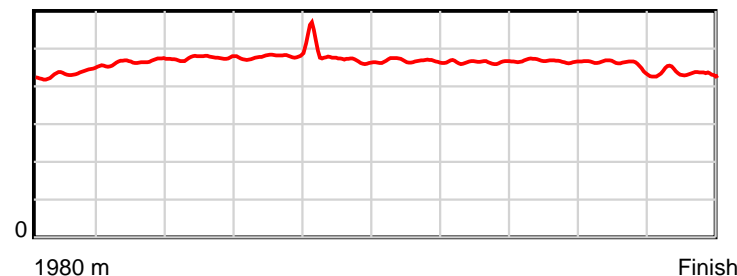
August 16, 2024, Race 8, , Distance 1980m, Addington - Survey 1980m

Result	TAB no.	Horse (Barrier)	1980 to	1800m to	1600m to	1400m to	1200m to	1000m to	800m to	600m to	400m to	200m to	Total or	Margin
3rd	1	One Over Da Li... (1)	1800m	1600m	1400m	1200m	1000m	800m	600m	400m	200m	WP	Average	
		Position in running (margin)	-	4(3.0)	5(6.3)	4(4.9)	5(4.9)	4(4.3)	4(3.6)	5(3.8)	5(4.6)	5(3.2)		1.50
		Sectional time (s)	13.07	15.69	16.03	16.02	15.82	15.35	15.25	15.28	14.90	14.24		
		Cumulative time (s)	151.65	138.58	122.89	106.86	90.84	75.02	59.67	44.42	29.14	14.24	2:31.65	
		Speed (m/s)	13.77	12.75	12.48	12.48	12.64	13.03	13.11	13.09	13.42	14.04	13.06	
		Stride length (m)	6.08	5.93	5.93	6.03	6.02	6.08	6.10	6.11	6.13	6.13	6.05	
		Stride duration (s)	0.435	0.465	0.476	0.483	0.476	0.467	0.465	0.467	0.457	0.436	0.464	
		Stride efficiency (%)	57.80	54.97	55.00	56.89	56.70	57.84	58.10	58.43	58.75	58.68	57.29	
		Stride count	29.60	33.72	33.71	33.15	33.20	32.87	32.80	32.71	32.62	32.64	327.02	

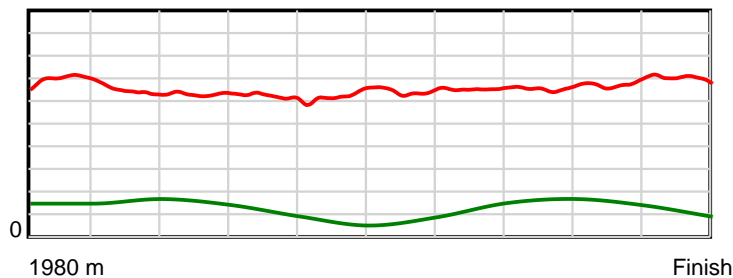
10 m Stride length



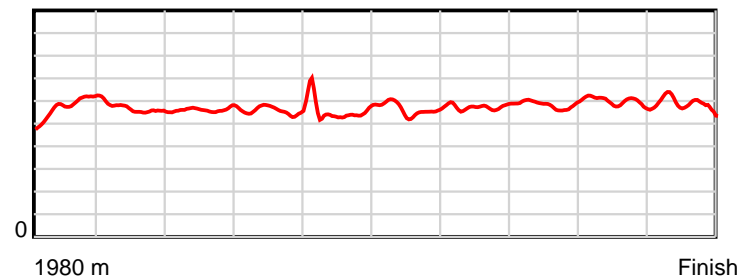
0.6 s Stride duration



20 m/sec Speed



100 % Stride efficiency



Note: Horizontal distance axis grid lines are 200m furlongs.

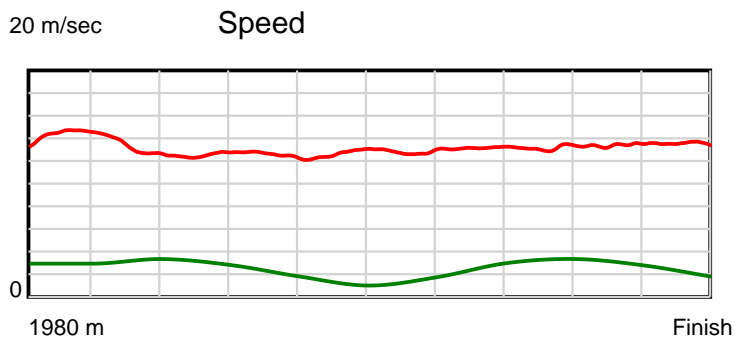
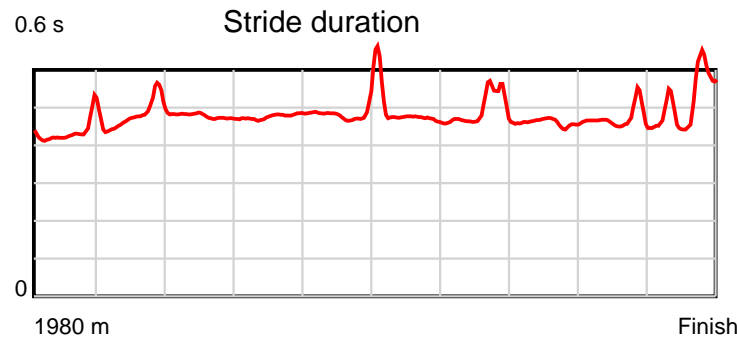
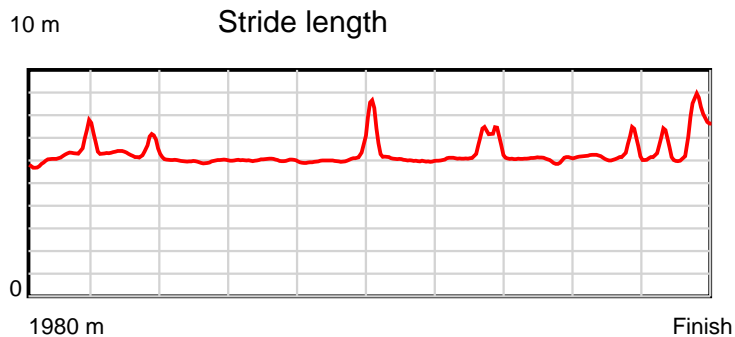
Disclaimer.

HRNZ and NZMTC and Thoroughbred Ratings Pty Ltd accepts no responsibility for the completeness or accuracy of any of the information contained herein, and makes no representations about its suitability for any particular purpose. Users should make their own judgements about those matters and/or seek independent advice. You assume all risks associated with use of the data provided on this page.

Race Results

August 16, 2024, Race 8, , Distance 1980m, Addington - Survey 1980m

Result	TAB no.	Horse (Barrier)	1980 to	1800m to	1600m to	1400m to	1200m to	1000m to	800m to	600m to	400m to	200m to	Total or	Margin
4th	7	Clyde (7)	1800m	1600m	1400m	1200m	1000m	800m	600m	400m	200m	WP	Average	
		Position in running (margin)	-	1(0.0)	1(0.0)	1(0.0)	1(0.0)	1(0.0)	1(0.0)	1(0.0)	1(0.0)	1(0.0)		1.80
		Sectional time (s)	12.81	15.14	16.27	16.01	15.92	15.47	15.21	15.16	15.13	14.59		
		Cumulative time (s)	151.71	138.90	123.76	107.49	91.48	75.56	60.09	44.88	29.72	14.59	2:31.71	
		Speed (m/s)	14.05	13.21	12.29	12.49	12.56	12.93	13.15	13.19	13.22	13.71	13.05	
		Stride length (m)	6.21	6.28	5.86	5.96	6.28	6.09	6.27	6.08	6.12	6.80	6.18	
		Stride duration (s)	0.431	0.475	0.477	0.477	0.500	0.471	0.476	0.461	0.463	0.496	0.474	
		Stride efficiency (%)	60.24	61.63	53.70	55.48	61.65	57.87	61.35	57.81	58.45	72.15	59.76	
		Stride count	28.99	31.85	34.12	33.57	31.84	32.87	31.92	32.88	32.70	29.43	320.17	



Note: Horizontal distance axis grid lines are 200m furlongs.

Disclaimer.

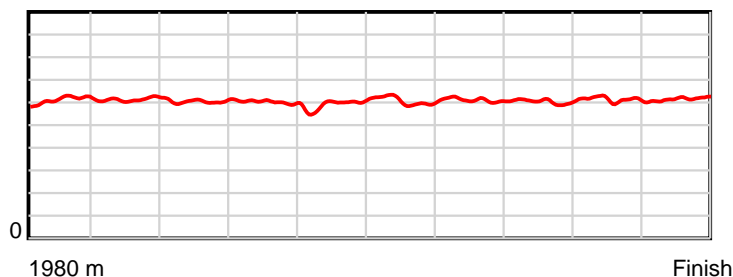
HRNZ and NZMTC and Thoroughbred Ratings Pty Ltd accepts no responsibility for the completeness or accuracy of any of the information contained herein, and makes no representations about its suitability for any particular purpose. Users should make their own judgements about those matters and/or seek independent advice. You assume all risks associated with use of the data provided on this page.

Race Results

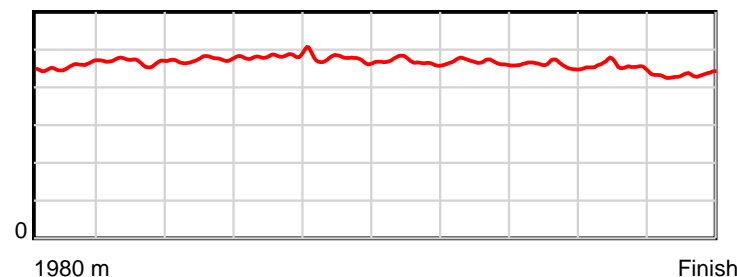
August 16, 2024, Race 8, , Distance 1980m, Addington - Survey 1980m

Result	TAB no.	Horse (Barrier)	1980 to	1800m to	1600m to	1400m to	1200m to	1000m to	800m to	600m to	400m to	200m to	Total or	Margin
5th	6	Paige (6)	1800m	1600m	1400m	1200m	1000m	800m	600m	400m	200m	WP	Average	
		Position in running (margin)	-	8(6.5)	7(8.6)	5(6.1)	7(6.2)	6(6.3)	7(6.1)	7(6.0)	7(6.3)	7(5.0)		2.00
		Sectional time (s)	13.80	15.48	15.85	16.03	15.95	15.43	15.19	15.20	14.91	13.89		
		Cumulative time (s)	151.73	137.93	122.45	106.60	90.57	74.62	59.19	44.00	28.80	13.89	2:31.73	
		Speed (m/s)	13.04	12.92	12.62	12.48	12.54	12.96	13.17	13.16	13.41	14.40	13.05	
		Stride length (m)	6.10	6.05	5.98	6.05	5.94	6.07	6.16	6.05	6.11	6.24	6.07	
		Stride duration (s)	0.456	0.469	0.474	0.485	0.474	0.468	0.468	0.459	0.455	0.434	0.465	
		Stride efficiency (%)	58.15	57.26	55.89	57.18	55.17	57.56	59.23	57.11	58.27	60.92	57.64	
		Stride count	29.51	33.04	33.44	33.06	33.66	32.95	32.49	33.08	32.75	32.03	326.01	

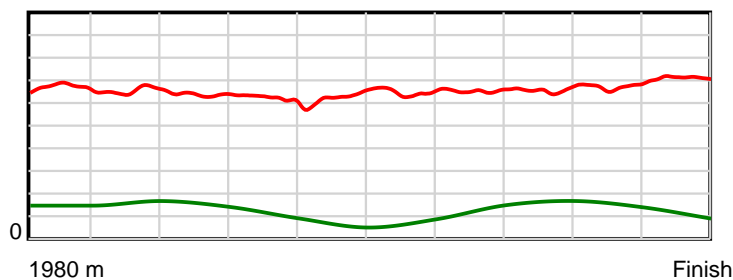
10 m Stride length



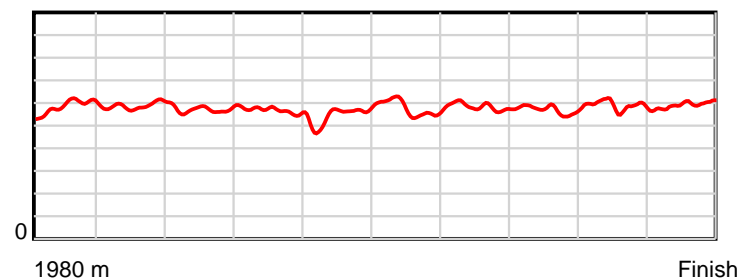
0.6 s Stride duration



20 m/sec Speed



100 % Stride efficiency



Note: Horizontal distance axis grid lines are 200m furlongs.

Disclaimer.

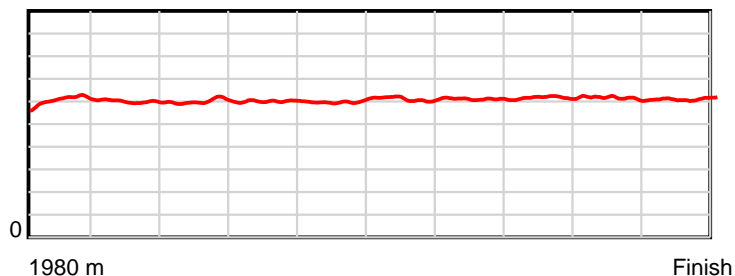
HRNZ and NZMTC and Thoroughbred Ratings Pty Ltd accepts no responsibility for the completeness or accuracy of any of the information contained herein, and makes no representations about its suitability for any particular purpose. Users should make their own judgements about those matters and/or seek independent advice. You assume all risks associated with use of the data provided on this page.

Race Results

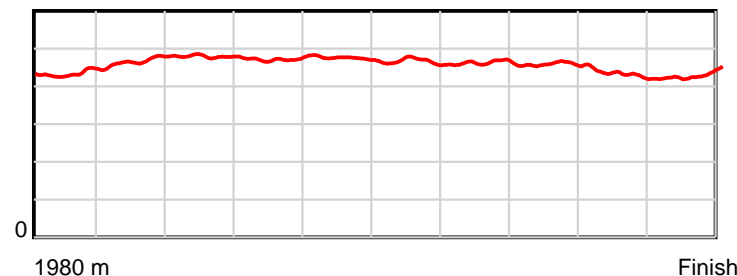
August 16, 2024, Race 8, , Distance 1980m, Addington - Survey 1980m

Result	TAB no.	Horse (Barrier)	1980 to	1800m to	1600m to	1400m to	1200m to	1000m to	800m to	600m to	400m to	200m to	Total or	Margin
6th	2	Mavis Jones (2)	1800m	1600m	1400m	1200m	1000m	800m	600m	400m	200m	WP	Average	
		Position in running (margin)	-	6(3.9)	6(8.5)	7(9.0)	8(7.7)	8(8.8)	9(8.0)	8(7.4)	8(7.9)	6(4.7)		2.40
		Sectional time (s)	13.22	15.91	16.35	15.80	16.10	15.33	15.11	15.25	14.59	14.16		
		Cumulative time (s)	151.82	138.60	122.69	106.34	90.54	74.44	59.11	44.00	28.75	14.16	2:31.82	
		Speed (m/s)	13.61	12.57	12.23	12.66	12.42	13.05	13.24	13.11	13.71	14.12	13.04	
		Stride length (m)	6.04	5.86	5.86	5.97	5.90	6.08	6.12	6.01	5.90	6.10	5.98	
		Stride duration (s)	0.434	0.466	0.479	0.472	0.475	0.466	0.462	0.459	0.431	0.432	0.459	
		Stride efficiency (%)	57.05	53.68	53.74	55.72	54.35	57.74	58.56	56.54	54.45	58.12	55.95	
		Stride count	29.79	34.12	34.10	33.49	33.91	32.90	32.67	33.25	33.88	32.80	330.91	

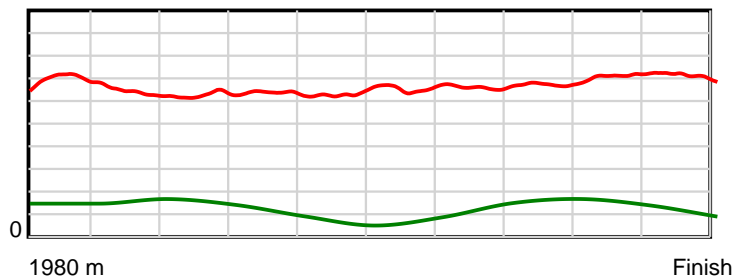
10 m Stride length



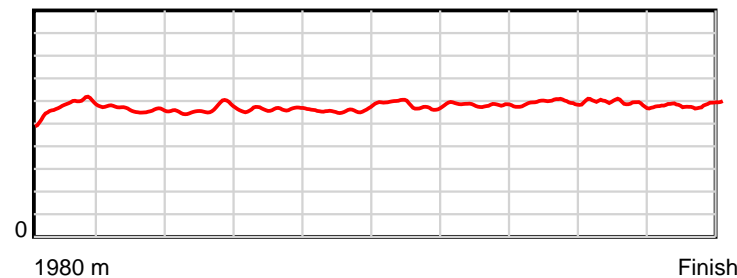
0.6 s Stride duration



20 m/sec Speed



100 % Stride efficiency



Note: Horizontal distance axis grid lines are 200m furlongs.

Disclaimer.

HRNZ and NZMTC and Thoroughbred Ratings Pty Ltd accepts no responsibility for the completeness or accuracy of any of the information contained herein, and makes no representations about its suitability for any particular purpose. Users should make their own judgements about those matters and/or seek independent advice. You assume all risks associated with use of the data provided on this page.

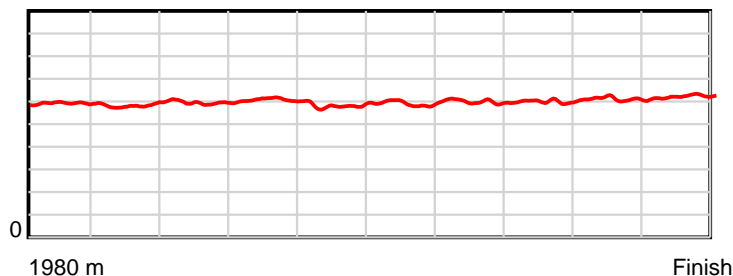


Race Results

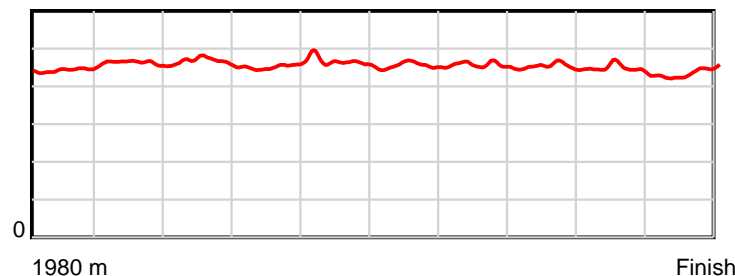
August 16, 2024, Race 8, , Distance 1980m, Addington - Survey 1980m

Result	TAB no.	Horse (Barrier)	1980 to	1800m to	1600m to	1400m to	1200m to	1000m to	800m to	600m to	400m to	200m to	Total or	Margin
7th	9	Vertigo (9)	1800m	1600m	1400m	1200m	1000m	800m	600m	400m	200m	WP	Average	
		Position in running (margin)	-	9(7.1)	10(14.7)	10(14.7)	9(7.9)	9(9.1)	8(7.9)	9(7.8)	9(8.2)	10(6.8)		3.60
		Sectional time (s)	13.74	16.42	16.27	14.89	16.11	15.27	15.19	15.22	14.90	14.04		
		Cumulative time (s)	152.05	138.31	121.89	105.62	90.73	74.62	59.35	44.16	28.94	14.04	2:32.05	
		Speed (m/s)	13.10	12.18	12.29	13.43	12.41	13.10	13.17	13.14	13.42	14.25	13.02	
		Stride length (m)	5.86	5.64	5.73	6.09	5.77	5.96	6.02	5.95	5.99	6.23	5.92	
		Stride duration (s)	0.443	0.463	0.466	0.454	0.465	0.455	0.457	0.453	0.446	0.438	0.455	
		Stride efficiency (%)	53.59	49.65	51.33	57.96	52.03	55.47	56.59	55.24	56.08	60.72	54.75	
		Stride count	30.74	35.48	34.89	32.84	34.66	33.57	33.23	33.64	33.39	32.08	334.52	

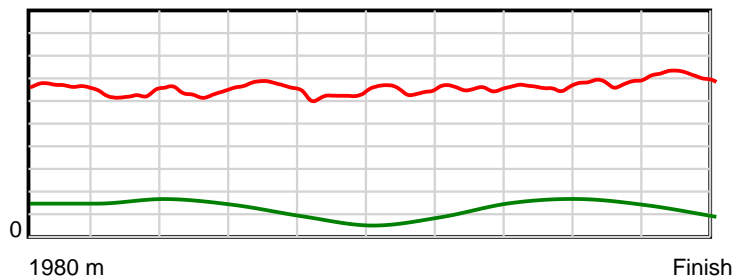
10 m Stride length



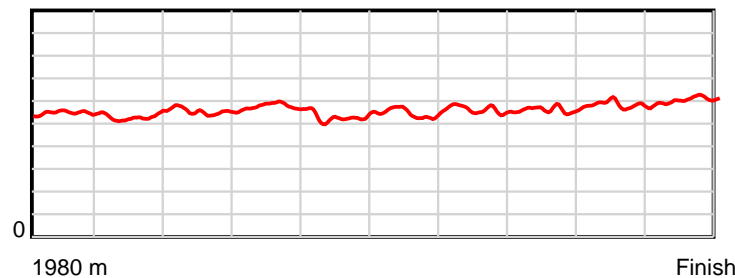
0.6 s Stride duration



20 m/sec Speed



100 % Stride efficiency



Note: Horizontal distance axis grid lines are 200m furlongs.

Disclaimer.

HRNZ and NZMTC and Thoroughbred Ratings Pty Ltd accepts no responsibility for the completeness or accuracy of any of the information contained herein, and makes no representations about its suitability for any particular purpose. Users should make their own judgements about those matters and/or seek independent advice. You assume all risks associated with use of the data provided on this page.

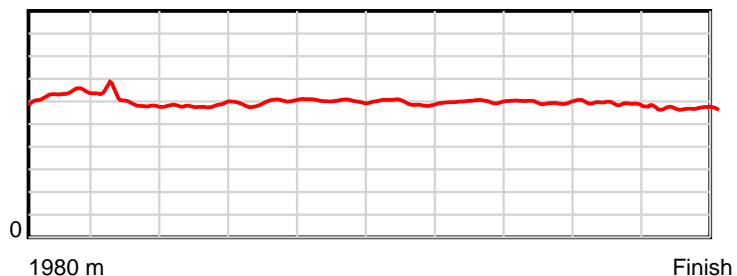


Race Results

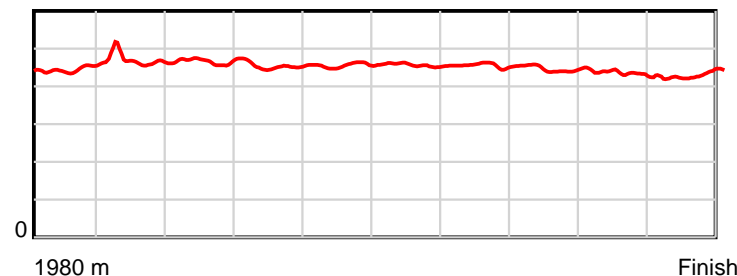
August 16, 2024, Race 8, , Distance 1980m, Addington - Survey 1980m

Result	TAB no.	Horse (Barrier)	1980 to	1800m to	1600m to	1400m to	1200m to	1000m to	800m to	600m to	400m to	200m to	Total or	Margin
8th	10	Simone Lindenn... (0)	1800m	1600m	1400m	1200m	1000m	800m	600m	400m	200m	WP	Average	
		Position in running (margin)	-	7(5.2)	8(10.3)	8(10.6)	4(4.8)	3(2.3)	2(1.8)	2(0.8)	2(1.0)	2(0.2)		3.70
		Sectional time (s)	13.38	15.98	16.34	15.05	15.50	15.39	15.03	15.19	15.01	15.19		
		Cumulative time (s)	152.06	138.68	122.70	106.36	91.31	75.81	60.42	45.39	30.20	15.19	2:32.06	
		Speed (m/s)	13.45	12.52	12.24	13.29	12.90	13.00	13.31	13.17	13.32	13.17	13.02	
		Stride length (m)	6.23	5.86	5.71	6.02	5.88	5.93	6.06	5.87	5.78	5.67	5.89	
		Stride duration (s)	0.445	0.468	0.467	0.453	0.456	0.456	0.455	0.446	0.434	0.430	0.453	
		Stride efficiency (%)	60.59	53.64	51.01	56.66	53.98	54.94	57.32	53.91	52.20	50.16	54.26	
		Stride count	28.91	34.14	35.01	33.21	34.03	33.73	33.02	34.05	34.60	35.30	336.00	

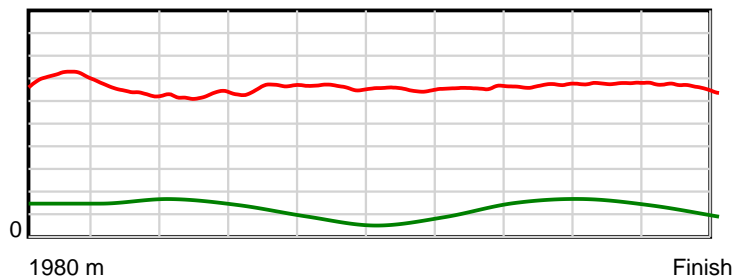
10 m Stride length



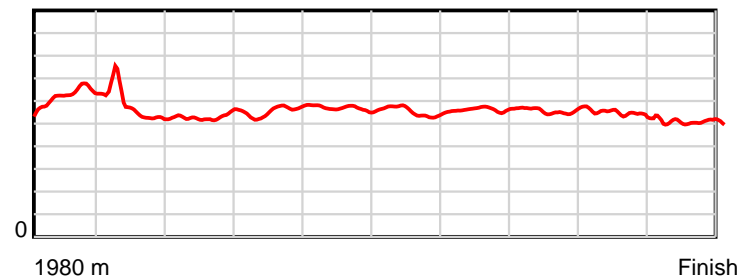
0.6 s Stride duration



20 m/sec Speed



100 % Stride efficiency



Note: Horizontal distance axis grid lines are 200m furlongs.

Disclaimer.

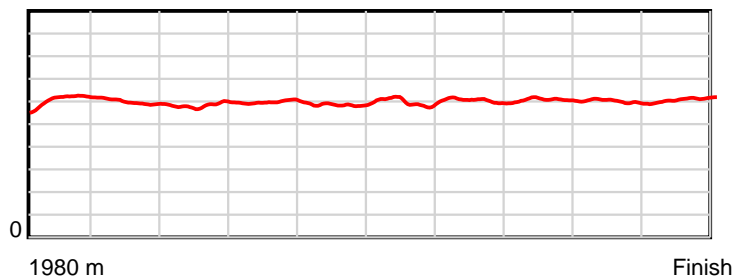
HRNZ and NZMTC and Thoroughbred Ratings Pty Ltd accepts no responsibility for the completeness or accuracy of any of the information contained herein, and makes no representations about its suitability for any particular purpose. Users should make their own judgements about those matters and/or seek independent advice. You assume all risks associated with use of the data provided on this page.

Race Results

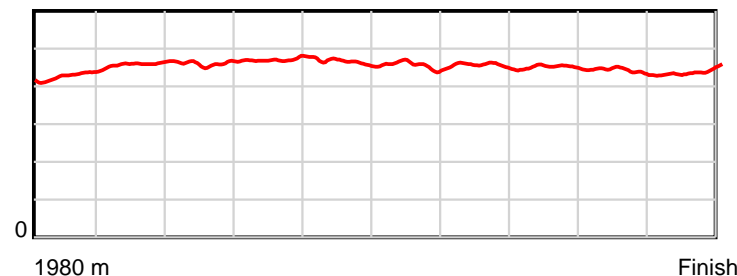
August 16, 2024, Race 8, , Distance 1980m, Addington - Survey 1980m

Result	TAB no.	Horse (Barrier)	1980 to	1800m to	1600m to	1400m to	1200m to	1000m to	800m to	600m to	400m to	200m to	Total or	Margin
9th	4	The Bloss (4)	1800m	1600m	1400m	1200m	1000m	800m	600m	400m	200m	WP	Average	
		Position in running (margin)	-	3(2.0)	4(5.8)	6(6.2)	6(5.4)	7(6.4)	6(5.6)	6(5.4)	6(5.8)	9(5.3)		4.60
		Sectional time (s)	12.95	15.78	16.34	15.87	16.09	15.34	15.19	15.21	15.06	14.40		
		Cumulative time (s)	152.23	139.28	123.50	107.16	91.29	75.20	59.86	44.67	29.46	14.40	2:32.23	
		Speed (m/s)	13.89	12.67	12.24	12.60	12.43	13.04	13.17	13.15	13.28	13.89	13.01	
		Stride length (m)	6.03	5.82	5.64	5.93	5.77	5.94	6.01	5.93	5.86	6.11	5.90	
		Stride duration (s)	0.428	0.459	0.461	0.471	0.464	0.456	0.456	0.451	0.441	0.440	0.454	
		Stride efficiency (%)	56.73	52.87	49.76	55.01	52.07	55.15	56.39	54.92	53.58	58.39	54.39	
		Stride count	29.87	34.38	35.44	33.71	34.65	33.66	33.29	33.74	34.16	32.72	335.62	

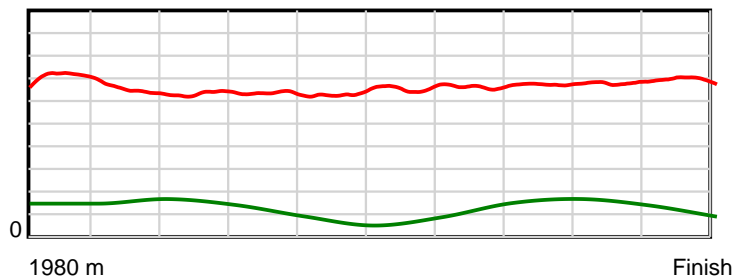
10 m Stride length



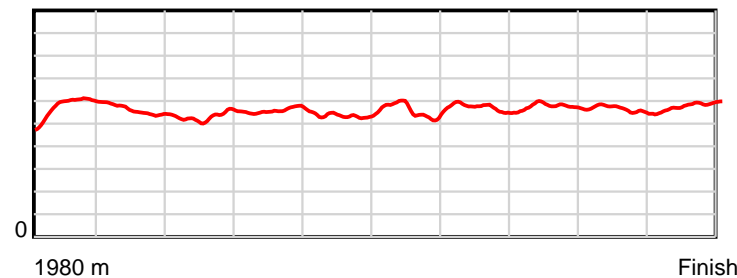
0.6 s Stride duration



20 m/sec Speed



100 % Stride efficiency



Note: Horizontal distance axis grid lines are 200m furlongs.

Disclaimer.

HRNZ and NZMTC and Thoroughbred Ratings Pty Ltd accepts no responsibility for the completeness or accuracy of any of the information contained herein, and makes no representations about its suitability for any particular purpose. Users should make their own judgements about those matters and/or seek independent advice. You assume all risks associated with use of the data provided on this page.

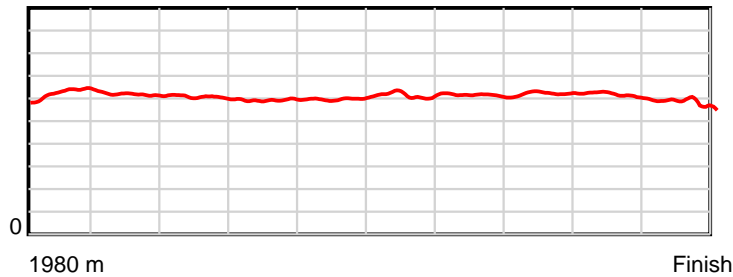


Race Results

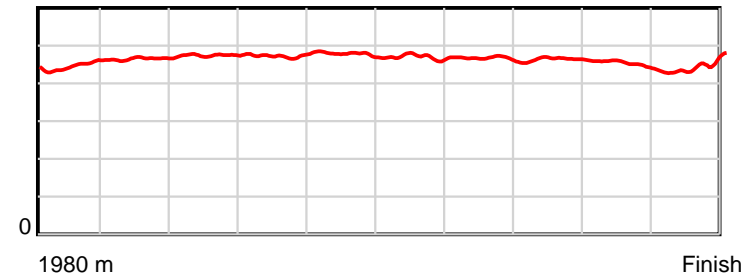
August 16, 2024, Race 8, , Distance 1980m, Addington - Survey 1980m

Result	TAB no.	Horse (Barrier)	1980 to	1800m to	1600m to	1400m to	1200m to	1000m to	800m to	600m to	400m to	200m to	Total or	Margin
10th	5	Here Comes Jan... (5)	1800m	1600m	1400m	1200m	1000m	800m	600m	400m	200m	WP	Average	
		Position in running (margin)	-	5(3.3)	3(5.6)	3(4.6)	3(3.4)	5(4.7)	5(3.9)	4(3.4)	4(3.6)	4(2.8)		8.30
		Sectional time (s)	13.34	15.53	16.11	15.81	16.14	15.33	15.13	15.19	14.99	15.34		
		Cumulative time (s)	152.91	139.57	124.04	107.93	92.12	75.98	60.65	45.52	30.33	15.34	2:32.91	
		Speed (m/s)	13.49	12.88	12.41	12.65	12.39	13.05	13.22	13.17	13.34	13.04	12.95	
		Stride length (m)	6.22	5.99	5.89	5.98	5.92	6.13	6.16	6.11	6.01	5.83	6.02	
		Stride duration (s)	0.446	0.465	0.475	0.473	0.477	0.470	0.466	0.464	0.450	0.448	0.465	
		Stride efficiency (%)	60.46	56.08	54.25	55.94	54.68	58.74	59.27	58.28	56.35	53.20	56.62	
		Stride count	28.94	33.39	33.94	33.43	33.81	32.62	32.47	32.75	33.30	34.28	328.93	

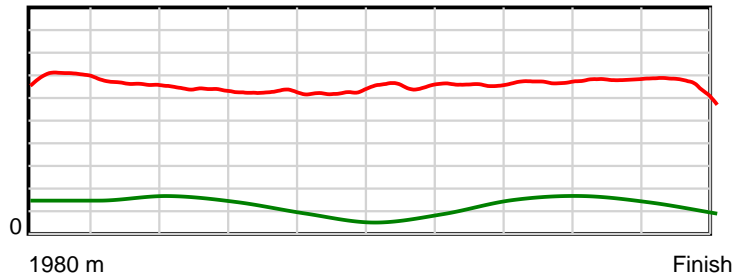
10 m Stride length



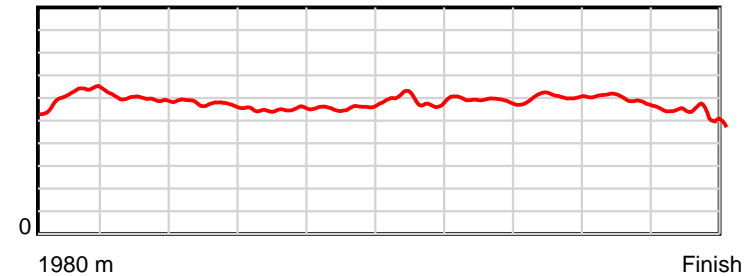
0.6 s Stride duration



20 m/sec Speed



100 % Stride efficiency



Note: Horizontal distance axis grid lines are 200m furlongs.

Disclaimer.

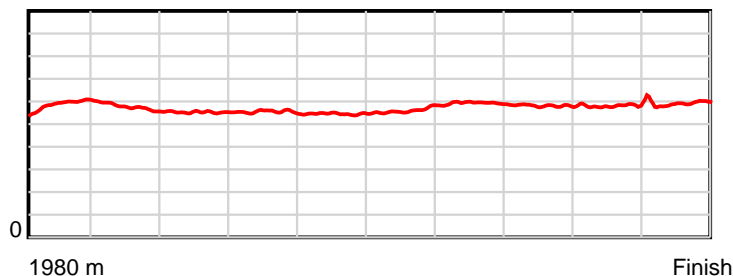
HRNZ and NZMTC and Thoroughbred Ratings Pty Ltd accepts no responsibility for the completeness or accuracy of any of the information contained herein, and makes no representations about its suitability for any particular purpose. Users should make their own judgements about those matters and/or seek independent advice. You assume all risks associated with use of the data provided on this page.

Race Results

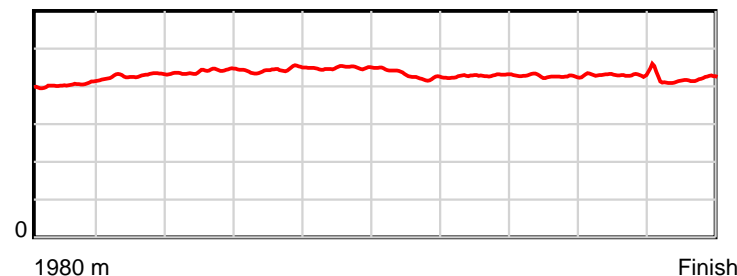
August 16, 2024, Race 9, FAHEY FENCE HIRE MOBILE PACE, Distance 1980m, Addington - Survey 1980m

Result	TAB no.	Horse (Barrier)	1980 to	1800m to	1600m to	1400m to	1200m to	1000m to	800m to	600m to	400m to	200m to	Total or	Margin
1st	1	Hilda Maud (1)	1800m	1600m	1400m	1200m	1000m	800m	600m	400m	200m	WP	Average	
		Position in running (margin)	-	4(1.7)	4(4.8)	4(4.7)	4(4.3)	3(3.6)	6(4.5)	6(3.7)	6(3.8)	6(3.7)		0.00
		Sectional time (s)	12.48	14.99	16.10	16.09	16.39	15.15	14.45	14.75	15.06	14.13		
		Cumulative time (s)	149.59	137.11	122.12	106.02	89.93	73.54	58.39	43.94	29.19	14.13	2:29.59	
		Speed (m/s)	14.42	13.34	12.42	12.43	12.20	13.20	13.84	13.56	13.28	14.15	13.24	
		Stride length (m)	5.85	5.72	5.47	5.52	5.48	5.69	5.92	5.79	5.73	5.90	5.70	
		Stride duration (s)	0.404	0.429	0.440	0.444	0.449	0.431	0.428	0.427	0.432	0.417	0.431	
		Stride efficiency (%)	53.39	51.09	46.72	47.55	46.88	50.52	54.78	52.36	51.37	54.33	50.76	
		Stride count	30.79	34.98	36.58	36.26	36.51	35.17	33.78	34.55	34.88	33.92	347.42	

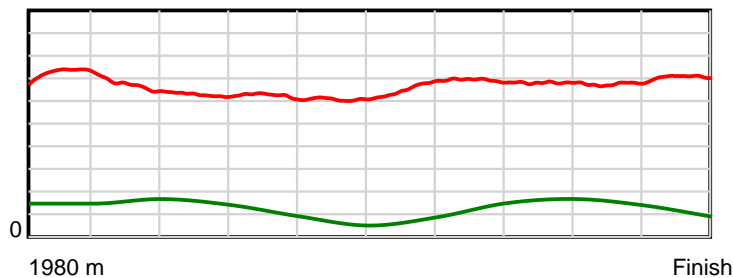
10 m Stride length



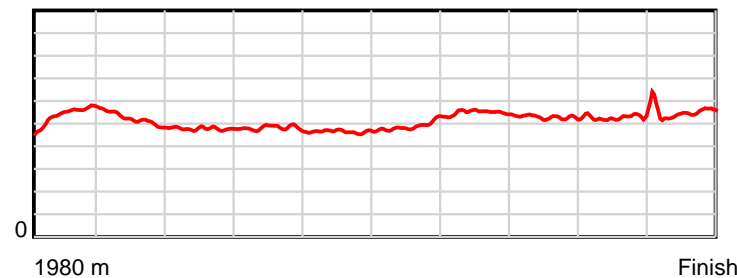
0.6 s Stride duration



20 m/sec Speed



100 % Stride efficiency



Note: Horizontal distance axis grid lines are 200m furlongs.

Disclaimer.

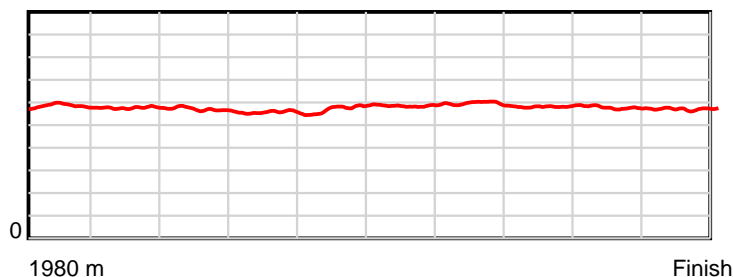
HRNZ and NZMTC and Thoroughbred Ratings Pty Ltd accepts no responsibility for the completeness or accuracy of any of the information contained herein, and makes no representations about its suitability for any particular purpose. Users should make their own judgements about those matters and/or seek independent advice. You assume all risks associated with use of the data provided on this page.

Race Results

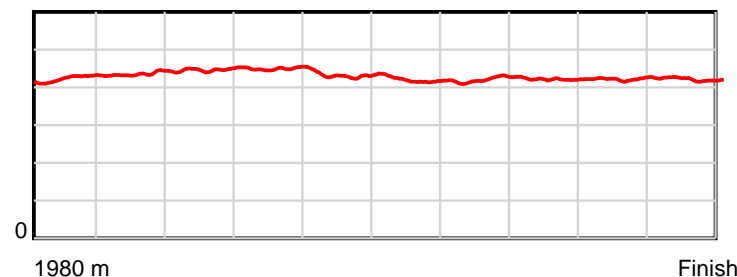
August 16, 2024, Race 9, FAHEY FENCE HIRE MOBILE PACE, Distance 1980m, Addington - Survey 1980m

Result	TAB no.	Horse (Barrier)	1980 to	1800m to	1600m to	1400m to	1200m to	1000m to	800m to	600m to	400m to	200m to	Total or	Margin
2nd	8	Patiro (7)	1800m	1600m	1400m	1200m	1000m	800m	600m	400m	200m	WP	Average	
		Position in running (margin)	-	9(6.1)	9(13.0)	9(12.4)	9(12.1)	6(5.9)	4(3.2)	2(0.3)	2(0.6)	1(0.0)		0.20
		Sectional time (s)	13.37	15.62	16.02	16.10	15.47	14.54	14.10	14.78	14.98	14.64		
		Cumulative time (s)	149.62	136.25	120.63	104.61	88.51	73.04	58.50	44.40	29.62	14.64	2:29.62	
		Speed (m/s)	13.46	12.80	12.48	12.42	12.93	13.76	14.18	13.53	13.35	13.66	13.23	
		Stride length (m)	5.81	5.58	5.57	5.58	5.57	5.77	5.97	5.70	5.64	5.76	5.69	
		Stride duration (s)	0.424	0.436	0.446	0.450	0.431	0.420	0.421	0.421	0.422	0.422	0.430	
		Stride efficiency (%)	52.75	48.62	48.53	48.74	48.56	52.01	55.70	50.75	49.62	51.85	50.62	
		Stride count	30.98	35.86	35.89	35.81	35.88	34.67	33.50	35.10	35.49	34.72	347.90	

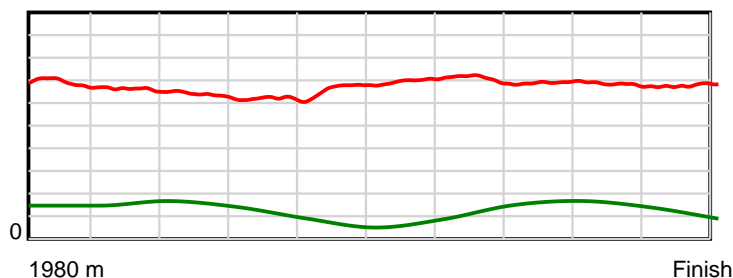
10 m Stride length



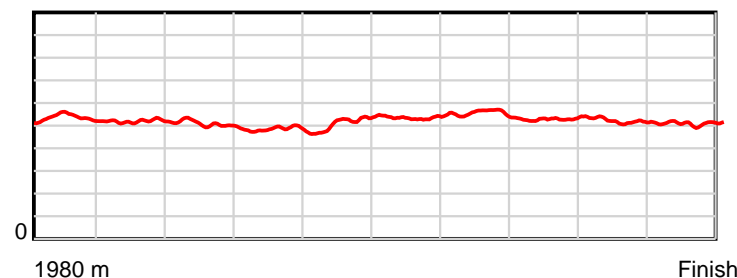
0.6 s Stride duration



20 m/sec Speed



100 % Stride efficiency



Note: Horizontal distance axis grid lines are 200m furlongs.

Disclaimer.

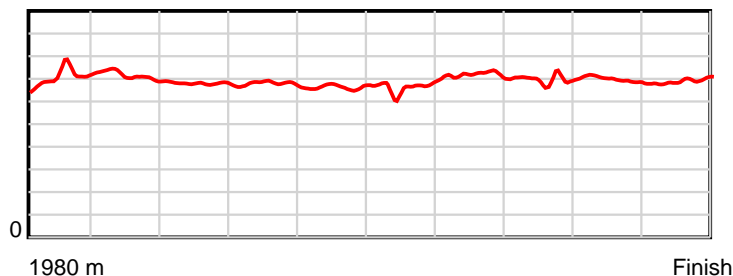
HRNZ and NZMTC and Thoroughbred Ratings Pty Ltd accepts no responsibility for the completeness or accuracy of any of the information contained herein, and makes no representations about its suitability for any particular purpose. Users should make their own judgements about those matters and/or seek independent advice. You assume all risks associated with use of the data provided on this page.

Race Results

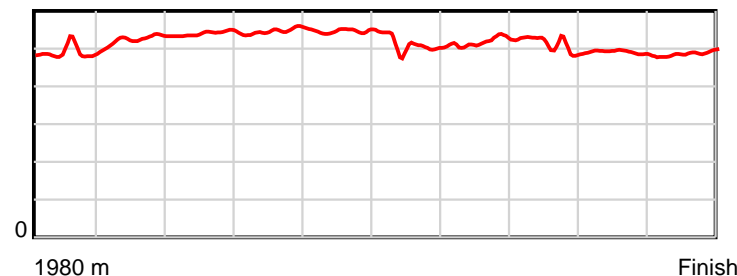
August 16, 2024, Race 9, FAHEY FENCE HIRE MOBILE PACE, Distance 1980m, Addington - Survey 1980m

Result	TAB no.	Horse (Barrier)	1980 to	1800m to	1600m to	1400m to	1200m to	1000m to	800m to	600m to	400m to	200m to	Total or	Margin
3rd	10	King Arthur (9)	1800m	1600m	1400m	1200m	1000m	800m	600m	400m	200m	WP	Average	
		Position in running (margin)	-	7(4.5)	6(6.8)	6(6.8)	6(6.6)	7(6.0)	8(6.8)	8(6.4)	8(8.1)	7(4.5)		0.60
		Sectional time (s)	12.87	14.86	16.11	16.12	16.41	15.14	14.52	15.02	14.48	14.18		
		Cumulative time (s)	149.71	136.84	121.98	105.87	89.75	73.34	58.20	43.68	28.66	14.18	2:29.71	
		Speed (m/s)	13.98	13.46	12.41	12.41	12.19	13.21	13.77	13.32	13.81	14.10	13.23	
		Stride length (m)	7.05	7.07	6.71	6.78	6.65	6.67	7.12	6.78	6.76	6.88	6.84	
		Stride duration (s)	0.488	0.526	0.540	0.547	0.546	0.505	0.517	0.509	0.490	0.488	0.517	
		Stride efficiency (%)	77.67	78.21	70.34	71.93	69.18	69.46	79.19	71.83	71.45	73.99	73.15	
		Stride count	25.53	28.27	29.81	29.48	30.06	30.00	28.10	29.50	29.58	29.07	289.40	

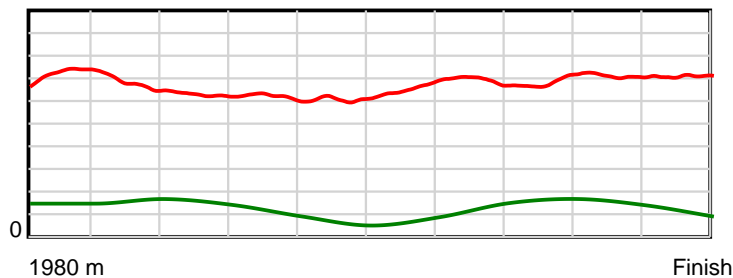
10 m Stride length



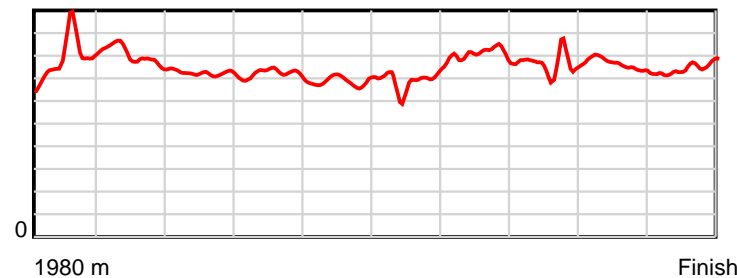
0.6 s Stride duration



20 m/sec Speed



100 % Stride efficiency



Note: Horizontal distance axis grid lines are 200m furlongs.

Disclaimer.

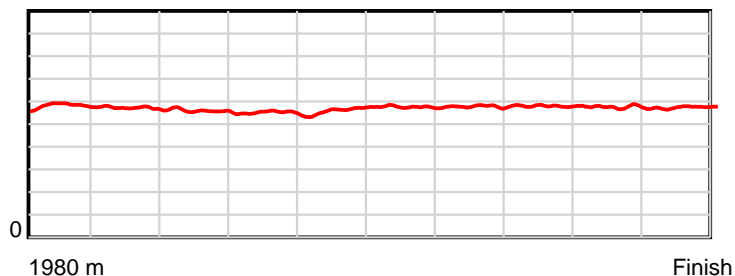
HRNZ and NZMTC and Thoroughbred Ratings Pty Ltd accepts no responsibility for the completeness or accuracy of any of the information contained herein, and makes no representations about its suitability for any particular purpose. Users should make their own judgements about those matters and/or seek independent advice. You assume all risks associated with use of the data provided on this page.

Race Results

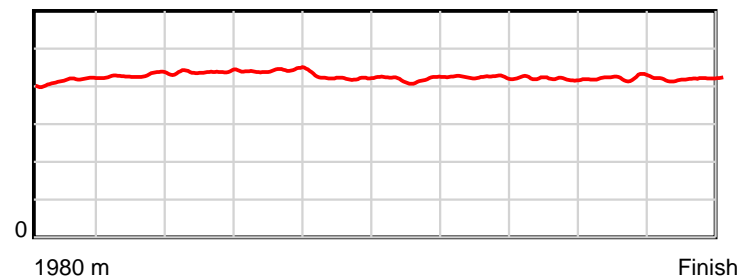
August 16, 2024, Race 9, FAHEY FENCE HIRE MOBILE PACE, Distance 1980m, Addington - Survey 1980m

Result	TAB no.	Horse (Barrier)	1980 to	1800m to	1600m to	1400m to	1200m to	1000m to	800m to	600m to	400m to	200m to	Total or	Margin
4th	7	Jazzy Styx (6)	1800m	1600m	1400m	1200m	1000m	800m	600m	400m	200m	WP	Average	
		Position in running (margin)	-	8(5.3)	8(10.4)	8(10.8)	8(10.3)	4(3.7)	2(1.8)	5(2.2)	4(2.1)	4(2.5)		1.40
		Sectional time (s)	12.87	15.33	16.17	16.08	15.42	14.68	14.65	14.72	15.13	14.79		
		Cumulative time (s)	149.84	136.97	121.64	105.47	89.39	73.97	59.29	44.64	29.92	14.79	2:29.84	
		Speed (m/s)	13.98	13.05	12.37	12.44	12.97	13.62	13.65	13.59	13.22	13.52	13.21	
		Stride length (m)	5.76	5.60	5.42	5.50	5.48	5.71	5.79	5.71	5.59	5.67	5.62	
		Stride duration (s)	0.415	0.429	0.438	0.442	0.422	0.419	0.424	0.421	0.423	0.419	0.425	
		Stride efficiency (%)	51.76	49.01	45.94	47.33	46.88	51.00	52.46	51.01	48.79	50.27	49.36	
		Stride count	31.28	35.71	36.88	36.34	36.51	35.01	34.52	35.01	35.79	35.26	352.31	

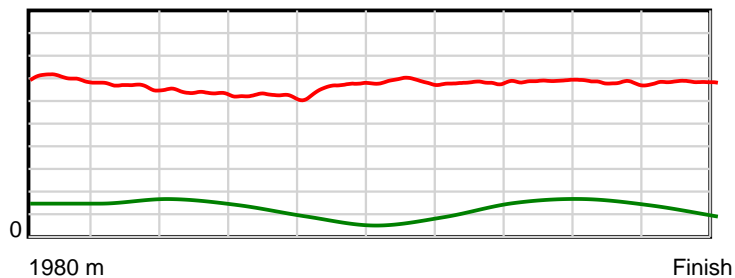
10 m Stride length



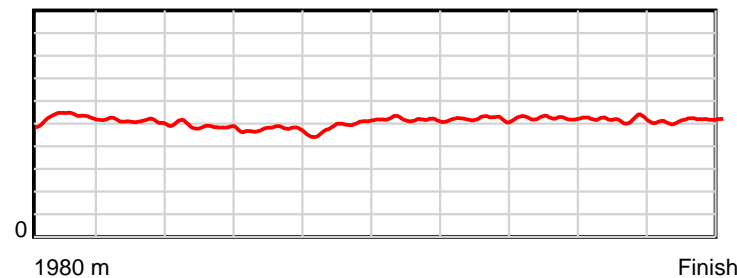
0.6 s Stride duration



20 m/sec Speed



100 % Stride efficiency



Note: Horizontal distance axis grid lines are 200m furlongs.

Disclaimer.

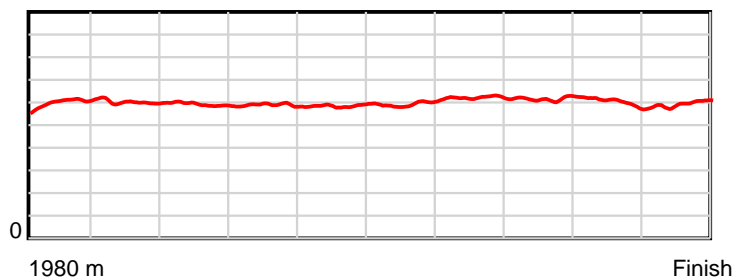
HRNZ and NZMTC and Thoroughbred Ratings Pty Ltd accepts no responsibility for the completeness or accuracy of any of the information contained herein, and makes no representations about its suitability for any particular purpose. Users should make their own judgements about those matters and/or seek independent advice. You assume all risks associated with use of the data provided on this page.

Race Results

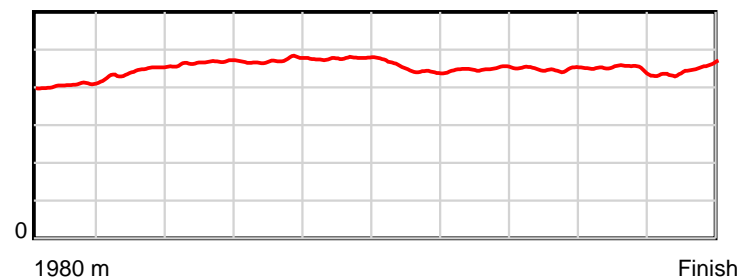
August 16, 2024, Race 9, FAHEY FENCE HIRE MOBILE PACE, Distance 1980m, Addington - Survey 1980m

Result	TAB no.	Horse (Barrier)	1980 to	1800m to	1600m to	1400m to	1200m to	1000m to	800m to	600m to	400m to	200m to	Total or	Margin
5th	4	Opo (3)	1800m	1600m	1400m	1200m	1000m	800m	600m	400m	200m	WP	Average	
		Position in running (margin)	-	2(0.3)	2(3.2)	2(3.0)	2(2.5)	2(2.1)	3(2.6)	3(1.9)	5(2.5)	5(3.4)		4.60
		Sectional time (s)	12.18	14.95	16.08	16.08	16.44	15.08	14.47	14.84	15.22	15.09		
		Cumulative time (s)	150.43	138.25	123.30	107.22	91.14	74.70	59.62	45.15	30.31	15.09	2:30.43	
		Speed (m/s)	14.78	13.38	12.44	12.44	12.17	13.26	13.82	13.48	13.14	13.25	13.16	
		Stride length (m)	5.96	5.91	5.79	5.87	5.80	5.97	6.21	6.05	5.91	5.93	5.94	
		Stride duration (s)	0.406	0.442	0.466	0.471	0.477	0.450	0.449	0.449	0.450	0.447	0.451	
		Stride efficiency (%)	55.52	54.59	52.44	53.76	52.62	55.62	60.24	57.17	54.63	54.91	55.08	
		Stride count	30.20	33.84	34.53	34.10	34.47	33.52	32.21	33.06	33.83	33.74	333.50	

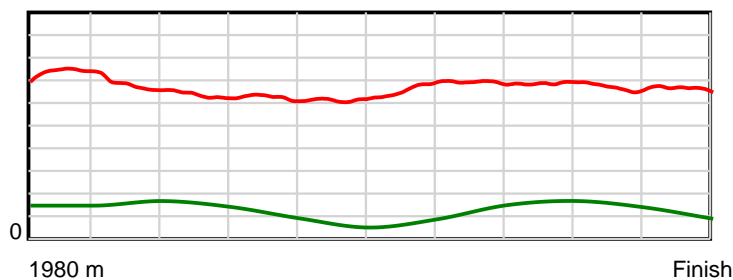
10 m Stride length



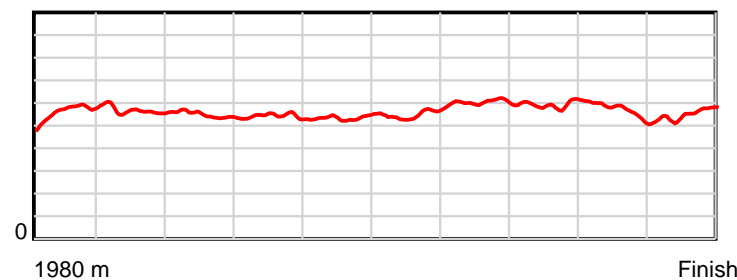
0.6 s Stride duration



20 m/sec Speed



100 % Stride efficiency



Note: Horizontal distance axis grid lines are 200m furlongs.

Disclaimer.

HRNZ and NZMTC and Thoroughbred Ratings Pty Ltd accepts no responsibility for the completeness or accuracy of any of the information contained herein, and makes no representations about its suitability for any particular purpose. Users should make their own judgements about those matters and/or seek independent advice. You assume all risks associated with use of the data provided on this page.

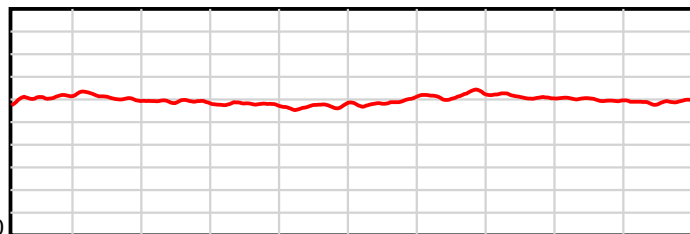
Race Results

August 16, 2024, Race 9, FAHEY FENCE HIRE MOBILE PACE, Distance 1980m, Addington - Survey 1980m

Result	TAB no.	Horse (Barrier)	1980 to	1800m to	1600m to	1400m to	1200m to	1000m to	800m to	600m to	400m to	200m to	Total or	Margin
6th	6	Dulcinea (5)	1800m	1600m	1400m	1200m	1000m	800m	600m	400m	200m	WP	Average	
		Position in running (margin)	-	5(2.8)	5(6.0)	5(6.5)	5(6.4)	8(6.2)	7(6.2)	4(2.2)	3(1.3)	3(2.2)		4.70
		Sectional time (s)	12.64	15.01	16.20	16.13	16.48	15.00	13.91	14.58	15.23	15.27		
		Cumulative time (s)	150.45	137.81	122.80	106.60	90.47	73.99	58.99	45.08	30.50	15.27	2:30.45	
		Speed (m/s)	14.24	13.32	12.35	12.40	12.14	13.33	14.38	13.72	13.13	13.10	13.16	
		Stride length (m)	6.07	5.98	5.76	5.78	5.62	5.96	6.18	5.98	5.78	5.90	5.90	
		Stride duration (s)	0.425	0.449	0.467	0.466	0.463	0.447	0.430	0.436	0.440	0.450	0.448	
		Stride efficiency (%)	57.66	55.93	51.83	52.17	49.39	55.57	59.68	55.91	52.28	54.33	54.32	
		Stride count	29.63	33.43	34.73	34.61	35.58	33.54	32.36	33.44	34.58	33.92	335.82	

10 m

Stride length

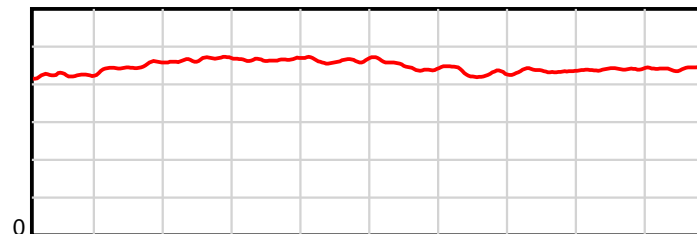


1980 m

Finish

0.6 s

Stride duration

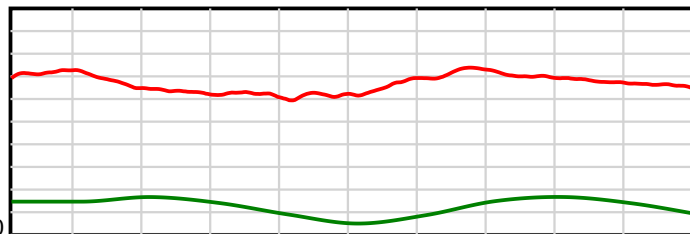


1980 m

Finish

20 m/sec

Speed

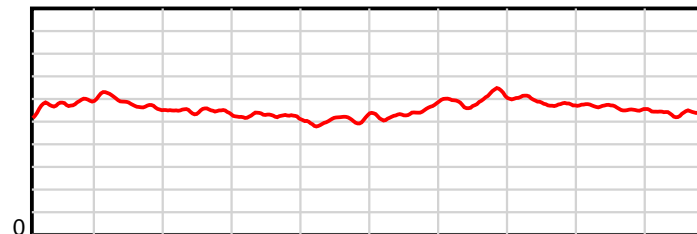


1980 m

Finish

100 %

Stride efficiency



1980 m

Finish

Note: Horizontal distance axis grid lines are 200m furlongs.

Disclaimer.

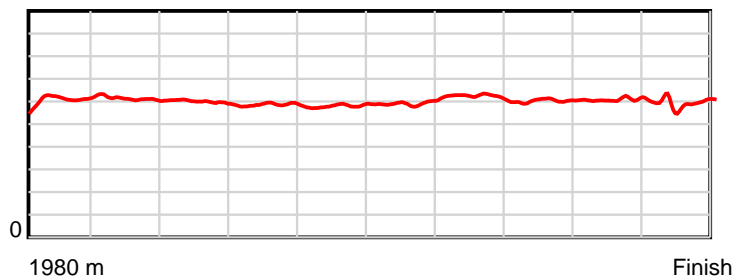
HRNZ and NZMTC and Thoroughbred Ratings Pty Ltd accepts no responsibility for the completeness or accuracy of any of the information contained herein, and makes no representations about its suitability for any particular purpose. Users should make their own judgements about those matters and/or seek independent advice. You assume all risks associated with use of the data provided on this page.

Race Results

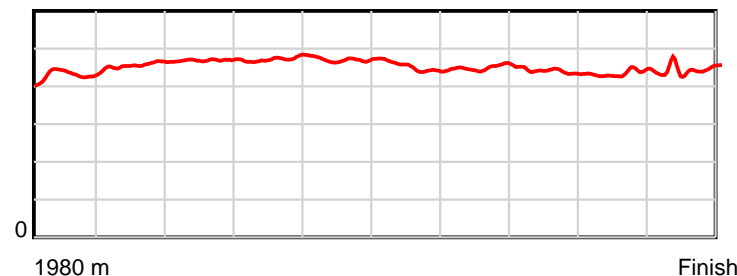
August 16, 2024, Race 9, FAHEY FENCE HIRE MOBILE PACE, Distance 1980m, Addington - Survey 1980m

Result	TAB no.	Horse (Barrier)	1980 to	1800m to	1600m to	1400m to	1200m to	1000m to	800m to	600m to	400m to	200m to	Total or	Margin
7th	2	Wriggles Rufus (2)	1800m	1600m	1400m	1200m	1000m	800m	600m	400m	200m	WP	Average	
		Position in running (margin)	-	6(3.9)	7(8.4)	7(8.4)	7(8.4)	9(8.0)	9(9.1)	9(8.5)	7(7.9)	8(4.9)		5.80
		Sectional time (s)	12.82	15.22	16.11	16.17	16.43	15.19	14.48	14.63	14.58	15.04		
		Cumulative time (s)	150.67	137.85	122.63	106.52	90.35	73.92	58.73	44.25	29.62	15.04	2:30.67	
		Speed (m/s)	14.04	13.14	12.41	12.37	12.17	13.17	13.81	13.67	13.72	13.30	13.14	
		Stride length (m)	6.06	6.00	5.83	5.84	5.72	5.93	6.22	6.01	5.97	5.93	5.95	
		Stride duration (s)	0.432	0.457	0.469	0.472	0.470	0.450	0.450	0.440	0.435	0.446	0.453	
		Stride efficiency (%)	57.36	56.34	53.07	53.35	51.20	54.95	60.49	56.46	55.62	54.92	55.27	
		Stride count	29.71	33.31	34.32	34.23	34.94	33.73	32.15	33.27	33.52	33.74	332.92	

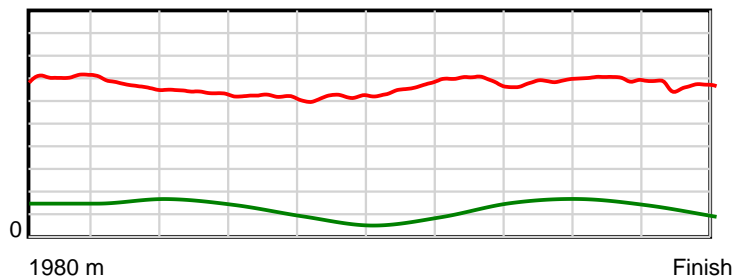
10 m Stride length



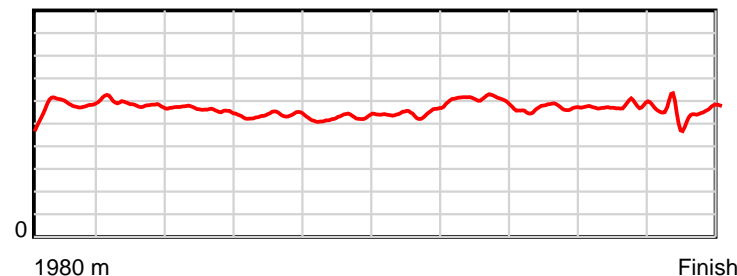
0.6 s Stride duration



20 m/sec Speed



100 % Stride efficiency



Note: Horizontal distance axis grid lines are 200m furlongs.

Disclaimer.

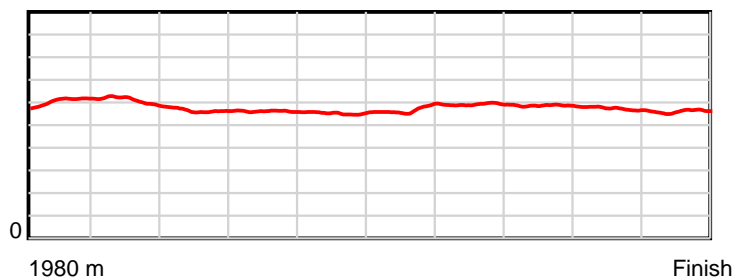
HRNZ and NZMTC and Thoroughbred Ratings Pty Ltd accepts no responsibility for the completeness or accuracy of any of the information contained herein, and makes no representations about its suitability for any particular purpose. Users should make their own judgements about those matters and/or seek independent advice. You assume all risks associated with use of the data provided on this page.

Race Results

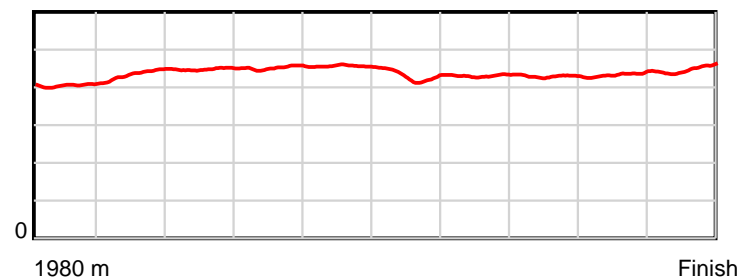
August 16, 2024, Race 9, FAHEY FENCE HIRE MOBILE PACE, Distance 1980m, Addington - Survey 1980m

Result	TAB no.	Horse (Barrier)	1980 to	1800m to	1600m to	1400m to	1200m to	1000m to	800m to	600m to	400m to	200m to	Total or	Margin
8th	5	U R The One (4)	1800m	1600m	1400m	1200m	1000m	800m	600m	400m	200m	WP	Average	
		Position in running (margin)	-	1(0.0)	1(0.0)	1(0.0)	1(0.0)	1(0.0)	1(0.0)	1(0.0)	1(0.0)	2(2.1)		8.60
		Sectional time (s)	12.07	14.47	16.11	16.16	16.51	15.00	14.59	14.73	15.42	16.12		
		Cumulative time (s)	151.18	139.11	124.64	108.53	92.37	75.86	60.86	46.27	31.54	16.12	2:31.18	
		Speed (m/s)	14.91	13.82	12.41	12.38	12.11	13.33	13.71	13.58	12.97	12.41	13.10	
		Stride length (m)	6.00	6.02	5.56	5.59	5.52	5.75	5.90	5.83	5.62	5.56	5.73	
		Stride duration (s)	0.405	0.435	0.448	0.452	0.456	0.431	0.431	0.429	0.434	0.448	0.437	
		Stride efficiency (%)	56.17	56.58	48.33	48.91	47.69	51.60	54.45	53.04	49.44	48.26	51.25	
		Stride count	30.02	33.24	35.96	35.75	36.20	34.81	33.88	34.33	35.56	35.99	345.74	

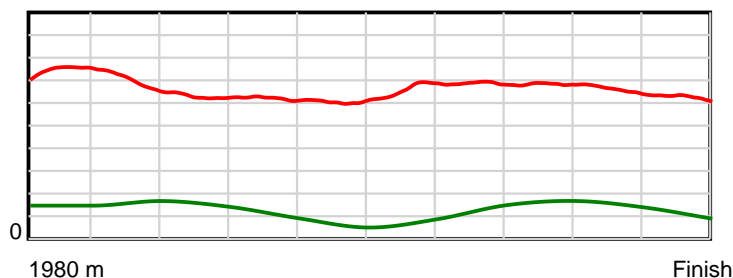
10 m Stride length



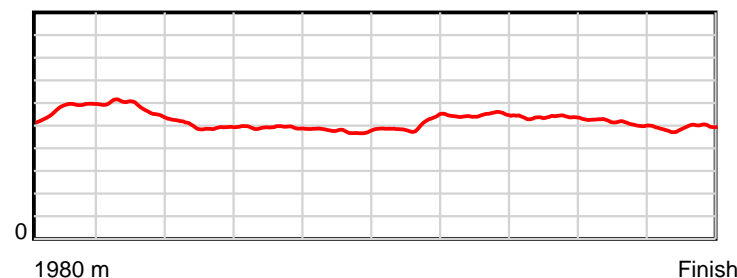
0.6 s Stride duration



20 m/sec Speed



100 % Stride efficiency



Note: Horizontal distance axis grid lines are 200m furlongs.

Disclaimer.

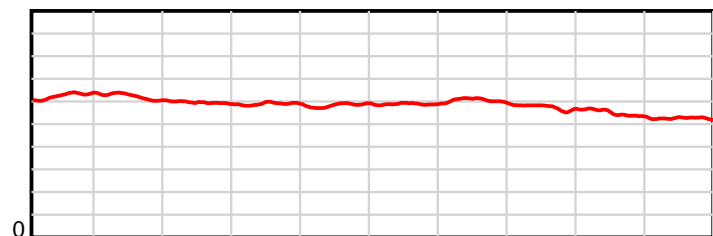
HRNZ and NZMTC and Thoroughbred Ratings Pty Ltd accepts no responsibility for the completeness or accuracy of any of the information contained herein, and makes no representations about its suitability for any particular purpose. Users should make their own judgements about those matters and/or seek independent advice. You assume all risks associated with use of the data provided on this page.

Race Results

August 16, 2024, Race 9, FAHEY FENCE HIRE MOBILE PACE, Distance 1980m, Addington - Survey 1980m

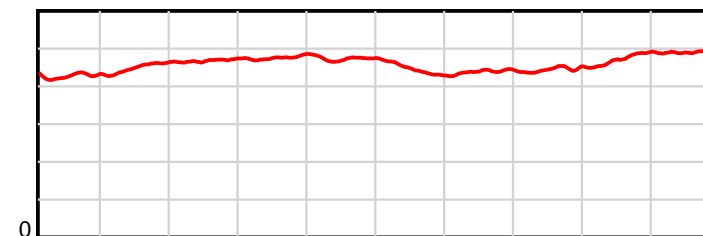
Result	TAB no.	Horse (Barrier)	1980 to	1800m to	1600m to	1400m to	1200m to	1000m to	800m to	600m to	400m to	200m to	Total or	Margin
9th	9	Rosie Richter (8)	1800m	1600m	1400m	1200m	1000m	800m	600m	400m	200m	WP	Average	
		Position in running (margin)	-	3(1.4)	3(3.7)	3(4.7)	3(4.2)	5(4.0)	5(4.3)	7(4.3)	9(11.1)	9(28.3)		48.60
		Sectional time (s)	12.23	14.86	16.27	16.08	16.48	15.05	14.59	15.87	17.92	19.22		
		Cumulative time (s)	158.57	146.34	131.48	115.21	99.13	82.65	67.60	53.01	37.14	19.22	2:38.57	
		Speed (m/s)	14.72	13.46	12.29	12.44	12.14	13.29	13.71	12.60	11.16	10.41	12.49	
		Stride length (m)	6.18	6.07	5.76	5.92	5.74	5.88	6.03	5.61	5.31	5.21	5.75	
		Stride duration (s)	0.427	0.451	0.468	0.476	0.472	0.442	0.440	0.445	0.476	0.501	0.461	
		Stride efficiency (%)	59.74	57.60	51.81	54.85	51.40	54.01	56.90	49.14	44.06	42.43	51.69	
		Stride count	29.11	32.94	34.73	33.76	34.87	34.02	33.14	35.67	37.66	38.38	344.28	

10 m Stride length



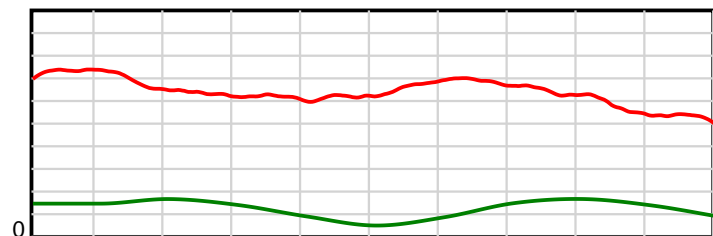
1980 m Finish

0.6 s Stride duration



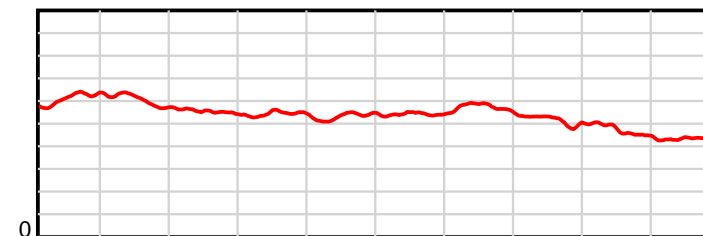
1980 m Finish

20 m/sec Speed



1980 m Finish

100 % Stride efficiency



1980 m Finish

Note: Horizontal distance axis grid lines are 200m furlongs.

Disclaimer.

HRNZ and NZMTC and Thoroughbred Ratings Pty Ltd accepts no responsibility for the completeness or accuracy of any of the information contained herein, and makes no representations about its suitability for any particular purpose. Users should make their own judgements about those matters and/or seek independent advice. You assume all risks associated with use of the data provided on this page.



Race Results



August 16, 2024, Race 10, GOLD BAND TAXIS MOBILE PACE, Distance 2600m, Addington - Survey 3200m

Result	TAB no.	Horse (Barrier)	2600 to	2400m to
1st	5	Wolf Of Wall S... (5)	2400m	2200m
		Position in running (margin)	-	1(0.0)
		Sectional time (s)	13.30	15.23
		Cumulative time (s)	196.91	183.61
		Speed (m/s)	15.03	13.13
		Stride length (m)	6.23	5.96
		Stride duration (s)	0.408	0.454
		Stride efficiency (%)	60.72	55.52
		Stride count	32.09	33.55

Disclaimer.

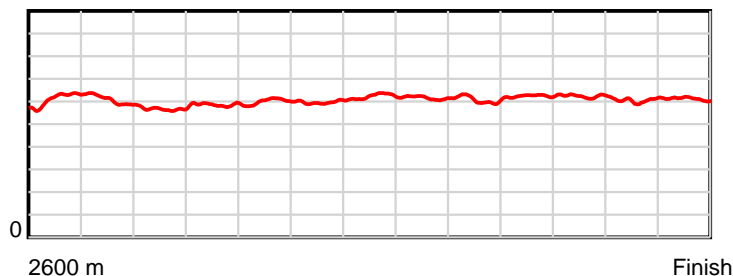
HRNZ and NZMTC and Thoroughbred Ratings Pty Ltd accepts no responsibility for the completeness or accuracy of any of the information contained herein, and makes no representations about its suitability for any particular purpose. Users should make their own judgements about those matters and/or seek independent advice. You assume all risks associated with use of the data provided on this page.

Race Results

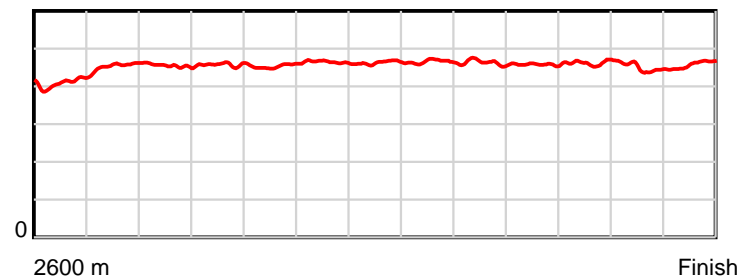
August 16, 2024, Race 10, GOLD BAND TAXIS MOBILE PACE, Distance 2600m, Addington - Survey 3200m

Result	TAB no.	Horse (Barrier)	2200m to	2000m to	1800m to	1600m to	1400m to	1200m to	1000m to	800m to	600m to	400m to	200m to	Total or	Margin
1st	5	Wolf Of Wall S... (5)	2000m	1800m	1600m	1400m	1200m	1000m	800m	600m	400m	200m	WP	Average	
		Position in running (margin)	1(0.0)	2(1.0)	4(2.9)	4(4.3)	4(4.0)	4(3.9)	5(4.4)	5(4.0)	5(4.0)	4(3.8)	3(1.7)		0.00
		Sectional time (s)	15.88	15.69	15.37	15.91	14.99	15.28	15.16	14.73	15.07	15.18	15.12		
		Cumulative time (s)	168.38	152.50	136.81	121.44	105.53	90.54	75.26	60.10	45.37	30.30	15.12	3:16.91	
		Speed (m/s)	12.59	12.75	13.01	12.57	13.34	13.09	13.19	13.58	13.27	13.18	13.23	13.20	
		Stride length (m)	5.74	5.83	5.90	5.84	6.18	6.10	6.10	6.22	6.14	5.93	6.07	6.01	
		Stride duration (s)	0.455	0.458	0.453	0.464	0.463	0.466	0.463	0.458	0.462	0.450	0.459	0.455	
		Stride efficiency (%)	51.41	53.20	54.39	53.23	59.60	58.07	58.23	60.48	58.88	54.95	57.50	56.51	
		Stride count	34.87	34.28	33.90	34.27	32.38	32.81	32.76	32.15	32.58	33.73	32.97	432.34	

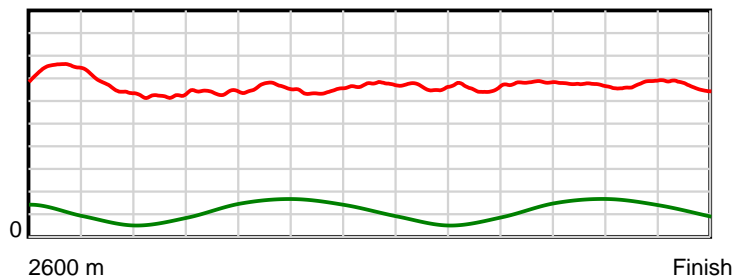
10 m Stride length



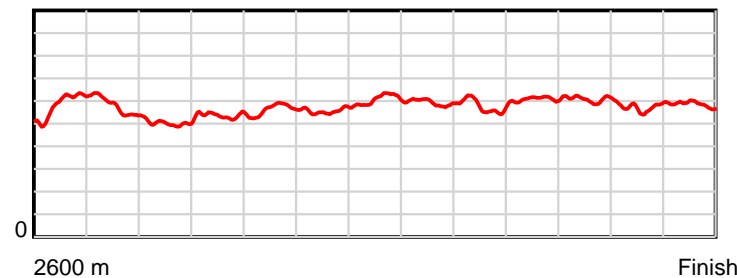
0.6 s Stride duration



20 m/sec Speed



100 % Stride efficiency



Note: Horizontal distance axis grid lines are 200m furlongs.

Disclaimer.

HRNZ and NZMTC and Thoroughbred Ratings Pty Ltd accepts no responsibility for the completeness or accuracy of any of the information contained herein, and makes no representations about its suitability for any particular purpose. Users should make their own judgements about those matters and/or seek independent advice. You assume all risks associated with use of the data provided on this page.



Race Results



August 16, 2024, Race 10, GOLD BAND TAXIS MOBILE PACE, Distance 2600m, Addington - Survey 3200m

Result	TAB no.	Horse (Barrier)	2600 to	2400m to
2nd	4	Major Henry (4)	2400m	2200m
		Position in running (margin)	-	3(3.0)
		Sectional time (s)	13.80	15.26
		Cumulative time (s)	197.20	183.40
		Speed (m/s)	14.49	13.11
		Stride length (m)	6.33	6.03
		Stride duration (s)	0.431	0.460
		Stride efficiency (%)	62.65	56.78
		Stride count	31.59	33.18

Disclaimer.

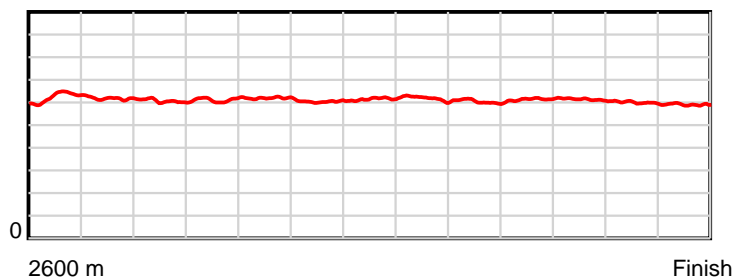
HRNZ and NZMTC and Thoroughbred Ratings Pty Ltd accepts no responsibility for the completeness or accuracy of any of the information contained herein, and makes no representations about its suitability for any particular purpose. Users should make their own judgements about those matters and/or seek independent advice. You assume all risks associated with use of the data provided on this page.

Race Results

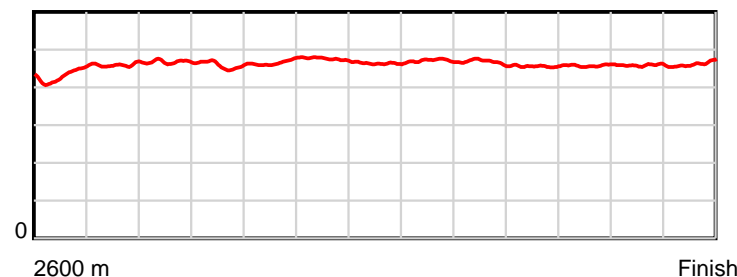
August 16, 2024, Race 10, GOLD BAND TAXIS MOBILE PACE, Distance 2600m, Addington - Survey 3200m

Result	TAB no.	Horse (Barrier)	2200m to	2000m to	1800m to	1600m to	1400m to	1200m to	1000m to	800m to	600m to	400m to	200m to	Total or	Margin
2nd	4	Major Henry (4)	2000m	1800m	1600m	1400m	1200m	1000m	800m	600m	400m	200m	WP	Average	
		Position in running (margin)	3(3.1)	3(1.9)	1(0.0)	1(0.0)	1(0.0)	1(0.0)	1(0.0)	1(0.0)	1(0.0)	1(0.0)	1(0.0)		1.60
		Sectional time (s)	15.51	15.06	15.13	15.97	15.00	15.20	15.23	14.72	15.11	15.53	15.68		
		Cumulative time (s)	168.14	152.63	137.57	122.44	106.47	91.47	76.27	61.04	46.32	31.21	15.68	3:17.20	
		Speed (m/s)	12.89	13.28	13.22	12.52	13.33	13.16	13.13	13.59	13.24	12.88	12.76	13.18	
		Stride length (m)	6.03	6.10	6.16	5.95	6.18	6.20	6.14	6.19	6.06	5.90	5.91	6.09	
		Stride duration (s)	0.467	0.459	0.466	0.475	0.463	0.471	0.467	0.456	0.458	0.458	0.463	0.462	
		Stride efficiency (%)	56.75	58.13	59.25	55.33	59.65	60.11	58.83	59.97	57.37	54.45	54.64	57.92	
		Stride count	33.19	32.79	32.48	33.61	32.37	32.25	32.60	32.28	33.01	33.88	33.82	427.05	

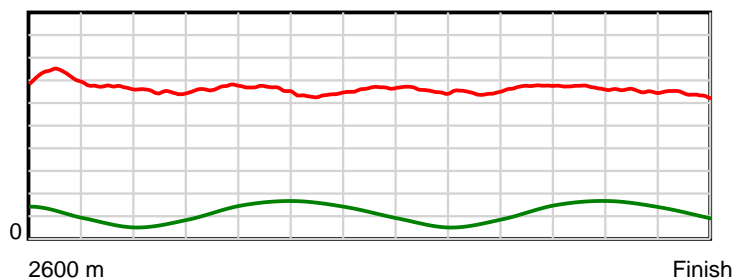
10 m Stride length



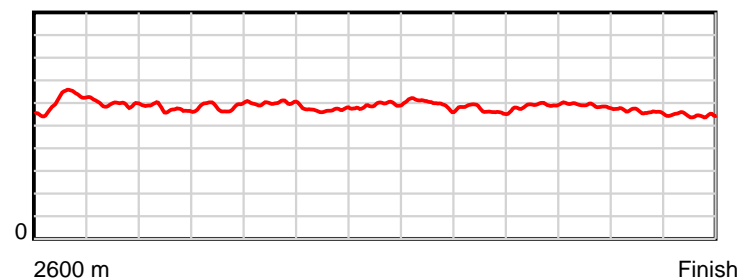
0.6 s Stride duration



20 m/sec Speed



100 % Stride efficiency



Note: Horizontal distance axis grid lines are 200m furlongs.

Disclaimer.

HRNZ and NZMTC and Thoroughbred Ratings Pty Ltd accepts no responsibility for the completeness or accuracy of any of the information contained herein, and makes no representations about its suitability for any particular purpose. Users should make their own judgements about those matters and/or seek independent advice. You assume all risks associated with use of the data provided on this page.



Race Results



August 16, 2024, Race 10, GOLD BAND TAXIS MOBILE PACE, Distance 2600m, Addington - Survey 3200m

Result	TAB no.	Horse (Barrier)	2600 to	2400m to
3rd	9	Big Mama Morri... (9)	2400m	2200m
		Position in running (margin)	-	8(10.6)
		Sectional time (s)	15.11	14.84
		Cumulative time (s)	197.57	182.46
		Speed (m/s)	13.23	13.48
		Stride length (m)	6.43	6.23
		Stride duration (s)	0.469	0.462
		Stride efficiency (%)	64.55	60.59
		Stride count	31.12	32.12

Disclaimer.

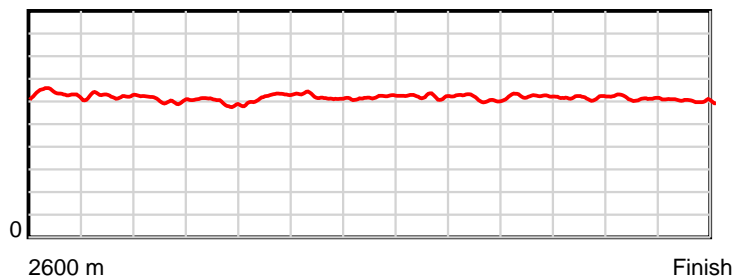
HRNZ and NZMTC and Thoroughbred Ratings Pty Ltd accepts no responsibility for the completeness or accuracy of any of the information contained herein, and makes no representations about its suitability for any particular purpose. Users should make their own judgements about those matters and/or seek independent advice. You assume all risks associated with use of the data provided on this page.

Race Results

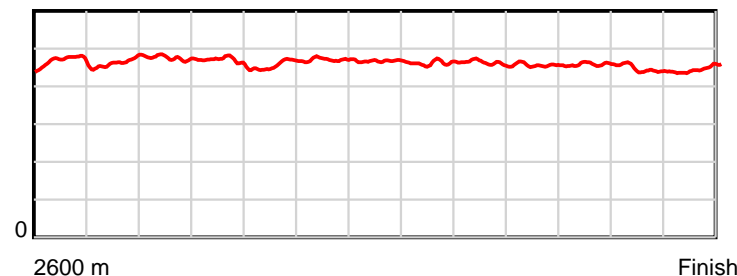
August 16, 2024, Race 10, GOLD BAND TAXIS MOBILE PACE, Distance 2600m, Addington - Survey 3200m

Result	TAB no.	Horse (Barrier)	2200m to	2000m to	1800m to	1600m to	1400m to	1200m to	1000m to	800m to	600m to	400m to	200m to	Total or	Margin
3rd	9	Big Mama Morri... (9)	2000m	1800m	1600m	1400m	1200m	1000m	800m	600m	400m	200m	WP	Average	
		Position in running (margin)	7(8.3)	7(7.5)	8(9.5)	8(9.5)	8(8.0)	8(8.1)	8(7.7)	8(7.7)	8(7.5)	8(8.5)	8(6.9)		3.60
		Sectional time (s)	15.58	15.71	15.13	15.71	15.02	15.14	15.23	14.68	15.28	15.26	14.88		
		Cumulative time (s)	167.62	152.04	136.33	121.20	105.49	90.47	75.33	60.10	45.42	30.14	14.88	3:17.57	
		Speed (m/s)	12.84	12.73	13.22	12.73	13.32	13.21	13.13	13.62	13.09	13.11	13.44	13.16	
		Stride length (m)	6.11	5.99	6.02	5.99	6.22	6.10	6.07	6.22	5.99	5.83	6.01	6.09	
		Stride duration (s)	0.476	0.470	0.455	0.471	0.467	0.462	0.462	0.457	0.458	0.445	0.447	0.463	
		Stride efficiency (%)	58.26	56.02	56.55	56.15	60.37	58.12	57.55	60.50	56.12	53.17	56.45	57.93	
		Stride count	32.76	33.40	33.25	33.36	32.18	32.80	32.96	32.14	33.37	34.29	33.28	427.03	

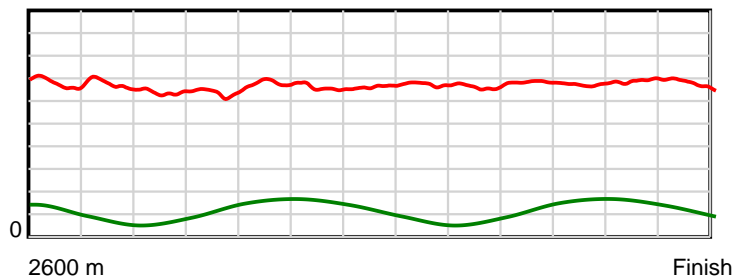
10 m Stride length



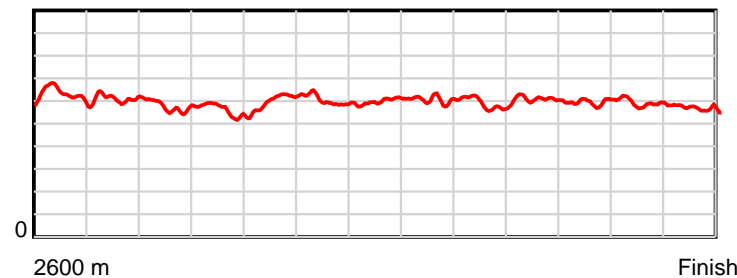
0.6 s Stride duration



20 m/sec Speed



100 % Stride efficiency



Note: Horizontal distance axis grid lines are 200m furlongs.

Disclaimer.

HRNZ and NZMTC and Thoroughbred Ratings Pty Ltd accepts no responsibility for the completeness or accuracy of any of the information contained herein, and makes no representations about its suitability for any particular purpose. Users should make their own judgements about those matters and/or seek independent advice. You assume all risks associated with use of the data provided on this page.



Race Results



August 16, 2024, Race 10, GOLD BAND TAXIS MOBILE PACE, Distance 2600m, Addington - Survey 3200m

Result	TAB no.	Horse (Barrier)	2600 to	2400m to
4th	1	Moet Shard (1)	2400m	2200m
		Position in running (margin)	-	2(1.8)
		Sectional time (s)	13.75	15.15
		Cumulative time (s)	197.61	183.86
		Speed (m/s)	14.54	13.20
		Stride length (m)	6.12	5.81
		Stride duration (s)	0.408	0.440
		Stride efficiency (%)	58.51	52.66
		Stride count	32.68	34.45

Disclaimer.

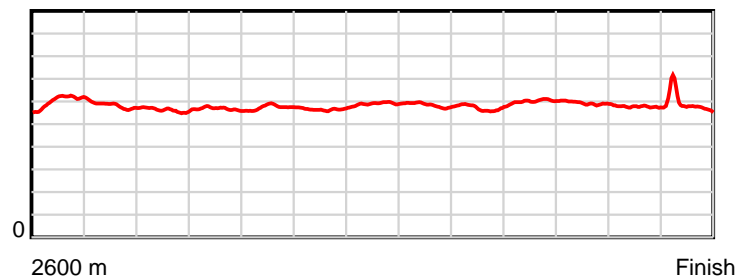
HRNZ and NZMTC and Thoroughbred Ratings Pty Ltd accepts no responsibility for the completeness or accuracy of any of the information contained herein, and makes no representations about its suitability for any particular purpose. Users should make their own judgements about those matters and/or seek independent advice. You assume all risks associated with use of the data provided on this page.

Race Results

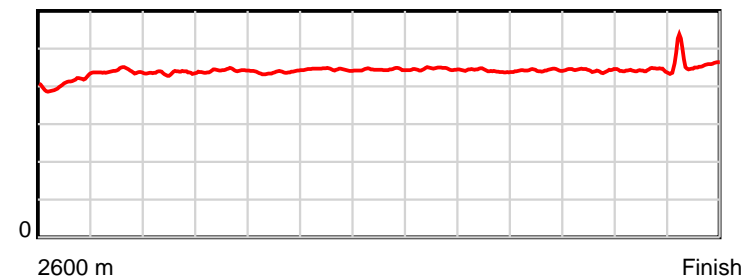
August 16, 2024, Race 10, GOLD BAND TAXIS MOBILE PACE, Distance 2600m, Addington - Survey 3200m

Result	TAB no.	Horse (Barrier)	2200m to	2000m to	1800m to	1600m to	1400m to	1200m to	1000m to	800m to	600m to	400m to	200m to	Total or	Margin
4th	1	Moet Shard (1)	2000m	1800m	1600m	1400m	1200m	1000m	800m	600m	400m	200m	WP	Average	
		Position in running (margin)	2(1.2)	1(0.0)	2(1.1)	2(1.8)	2(1.8)	3(1.9)	3(2.2)	3(2.1)	3(1.9)	2(1.2)	2(1.5)		3.80
		Sectional time (s)	15.51	15.56	15.25	15.96	15.03	15.24	15.21	14.69	15.00	15.56	15.70		
		Cumulative time (s)	168.71	153.20	137.64	122.39	106.43	91.40	76.16	60.95	46.26	31.26	15.70	3:17.61	
		Speed (m/s)	12.89	12.85	13.11	12.53	13.31	13.12	13.15	13.61	13.33	12.85	12.74	13.16	
		Stride length (m)	5.63	5.68	5.74	5.58	5.91	5.86	5.80	6.03	5.90	5.68	5.90	5.81	
		Stride duration (s)	0.436	0.442	0.438	0.445	0.444	0.446	0.441	0.443	0.443	0.442	0.463	0.442	
		Stride efficiency (%)	49.45	50.39	51.52	48.62	54.64	53.58	52.58	56.75	54.41	50.41	54.33	52.81	
		Stride count	35.55	35.22	34.83	35.86	33.82	34.16	34.48	33.19	33.89	35.21	33.92	447.26	

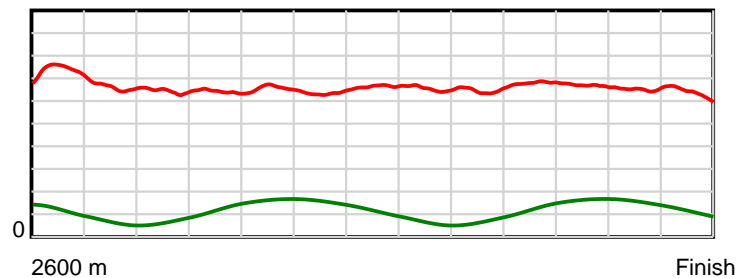
10 m Stride length



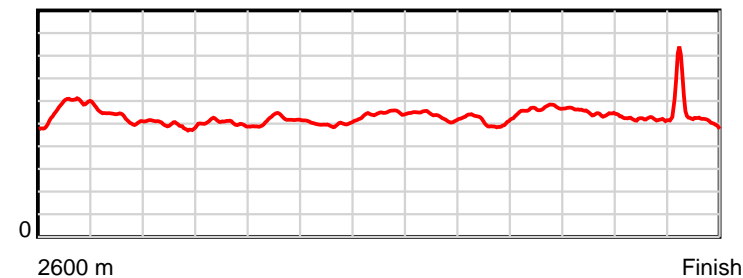
0.6 s Stride duration



20 m/sec Speed



100 % Stride efficiency



Note: Horizontal distance axis grid lines are 200m furlongs.

Disclaimer.

HRNZ and NZMTC and Thoroughbred Ratings Pty Ltd accepts no responsibility for the completeness or accuracy of any of the information contained herein, and makes no representations about its suitability for any particular purpose. Users should make their own judgements about those matters and/or seek independent advice. You assume all risks associated with use of the data provided on this page.



Race Results



August 16, 2024, Race 10, GOLD BAND TAXIS MOBILE PACE, Distance 2600m, Addington - Survey 3200m

Result	TAB no.	Horse (Barrier)	2600 to	2400m to
5th	6	Westar Molly (6)	2400m	2200m
		Position in running (margin)	-	6(7.1)
		Sectional time (s)	14.52	15.29
		Cumulative time (s)	197.73	183.21
		Speed (m/s)	13.77	13.08
		Stride length (m)	6.30	6.07
		Stride duration (s)	0.449	0.464
		Stride efficiency (%)	62.04	57.64
		Stride count	31.74	32.93

Disclaimer.

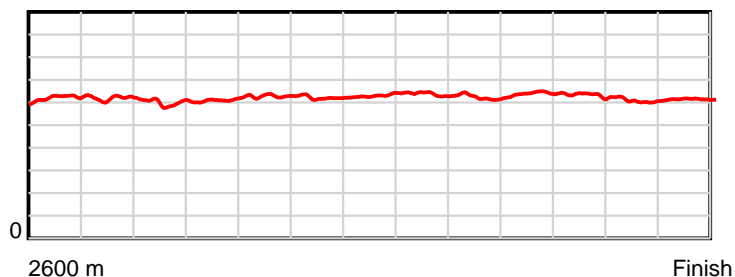
HRNZ and NZMTC and Thoroughbred Ratings Pty Ltd accepts no responsibility for the completeness or accuracy of any of the information contained herein, and makes no representations about its suitability for any particular purpose. Users should make their own judgements about those matters and/or seek independent advice. You assume all risks associated with use of the data provided on this page.

Race Results

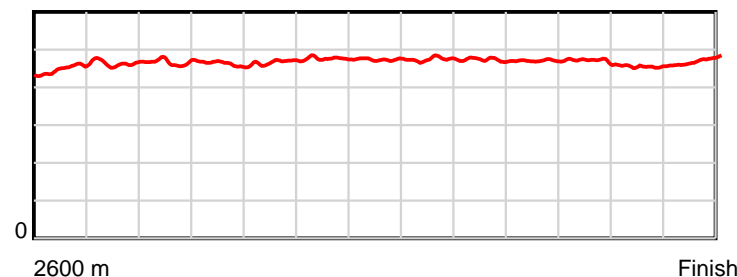
August 16, 2024, Race 10, GOLD BAND TAXIS MOBILE PACE, Distance 2600m, Addington - Survey 3200m

Result	TAB no.	Horse (Barrier)	2200m to	2000m to	1800m to	1600m to	1400m to	1200m to	1000m to	800m to	600m to	400m to	200m to	Total or	Margin
5th	6	Westar Molly (6)	2000m	1800m	1600m	1400m	1200m	1000m	800m	600m	400m	200m	WP	Average	
		Position in running (margin)	6(7.4)	6(6.2)	5(5.0)	5(5.2)	5(4.2)	5(4.3)	4(3.8)	4(3.4)	4(3.3)	5(4.4)	6(4.8)		4.50
		Sectional time (s)	15.52	15.18	15.16	15.80	15.02	15.12	15.16	14.69	15.30	15.59	15.38		
		Cumulative time (s)	167.92	152.40	137.22	122.06	106.26	91.24	76.12	60.96	46.27	30.97	15.38	3:17.73	
		Speed (m/s)	12.89	13.18	13.19	12.66	13.32	13.23	13.19	13.61	13.07	12.83	13.00	13.15	
		Stride length (m)	6.02	6.10	6.16	6.03	6.31	6.27	6.24	6.40	6.14	5.84	6.13	6.15	
		Stride duration (s)	0.467	0.463	0.467	0.476	0.474	0.474	0.473	0.470	0.470	0.455	0.472	0.468	
		Stride efficiency (%)	56.57	58.08	59.24	56.82	62.22	61.44	60.93	64.07	59.00	53.32	58.80	59.14	
		Stride count	33.24	32.81	32.48	33.17	31.69	31.90	32.03	31.24	32.55	34.24	32.60	422.62	

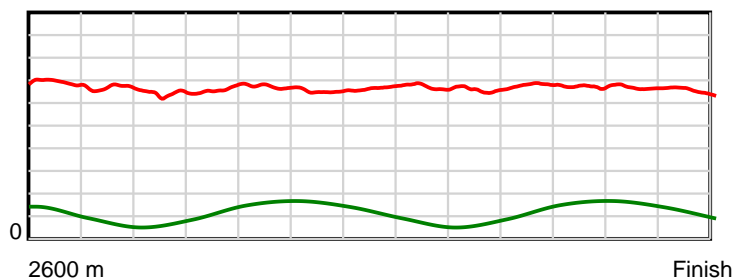
10 m Stride length



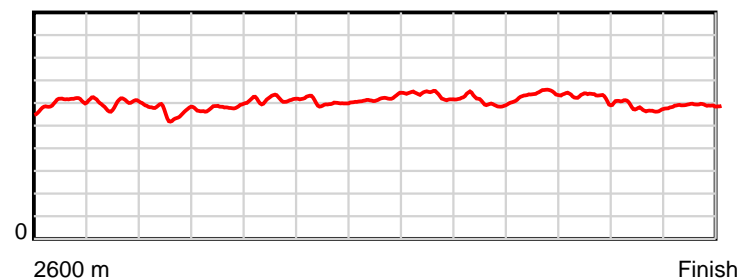
0.6 s Stride duration



20 m/sec Speed



100 % Stride efficiency



Note: Horizontal distance axis grid lines are 200m furlongs.

Disclaimer.

HRNZ and NZMTC and Thoroughbred Ratings Pty Ltd accepts no responsibility for the completeness or accuracy of any of the information contained herein, and makes no representations about its suitability for any particular purpose. Users should make their own judgements about those matters and/or seek independent advice. You assume all risks associated with use of the data provided on this page.



Race Results



August 16, 2024, Race 10, GOLD BAND TAXIS MOBILE PACE, Distance 2600m, Addington - Survey 3200m

Result	TAB no.	Horse (Barrier)	2600 to 2400m	2400m to 2200m
6th	2	Santanna Mach (2)		
		Position in running (margin)	-	()
		Sectional time (s)		
		Cumulative time (s)	NaN	NaN
		Speed (m/s)		
		Stride length (m)		
		Stride duration (s)		
		Stride efficiency (%)		
		Stride count		

Disclaimer.


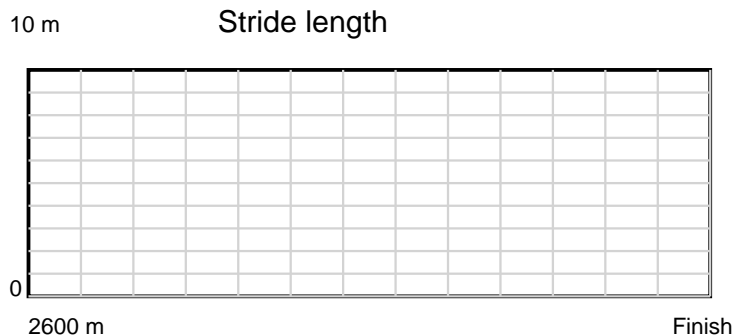
HRNZ and NZMTC and Thoroughbred Ratings Pty Ltd accepts no responsibility for the completeness or accuracy of any of the information contained herein, and makes no representations about its suitability for any particular purpose. Users should make their own judgements about those matters and/or seek independent advice. You assume all risks associated with use of the data provided on this page.



Race Results

August 16, 2024, Race 10, GOLD BAND TAXIS MOBILE PACE, Distance 2600m, Addington - Survey 3200m

Result	TAB no.	Horse (Barrier)	2200m to	2000m to	1800m to	1600m to	1400m to	1200m to	1000m to	800m to	600m to	400m to	200m to	Total or	Margin
6th	2	Santanna Mach (2)	2000m	1800m	1600m	1400m	1200m	1000m	800m	600m	400m	200m	WP	Average	
		Position in running (margin)	()	()	()	()	()	()	()	()	()	()	()		4.80
		Sectional time (s)													
		Cumulative time (s)	NaN	NaN	NaN	NaN	NaN	NaN	NaN	NaN	NaN	NaN	NaN	3:17.79	
		Speed (m/s)													
		Stride length (m)													
		Stride duration (s)													
		Stride efficiency (%)													
		Stride count													



Note: Horizontal distance axis grid lines are 200m furlongs.

Disclaimer.

HRNZ and NZMTC and Thoroughbred Ratings Pty Ltd accepts no responsibility for the completeness or accuracy of any of the information contained herein, and makes no representations about its suitability for any particular purpose. Users should make their own judgements about those matters and/or seek independent advice. You assume all risks associated with use of the data provided on this page.



Race Results



August 16, 2024, Race 10, GOLD BAND TAXIS MOBILE PACE, Distance 2600m, Addington - Survey 3200m

Result	TAB no.	Horse (Barrier)	2600 to	2400m to
7th	3	Major Performe... (3)	2400m	2200m
		Position in running (margin)	-	4(4.0)
		Sectional time (s)	14.00	15.27
		Cumulative time (s)	198.09	184.09
		Speed (m/s)	14.28	13.10
		Stride length (m)	6.19	6.01
		Stride duration (s)	0.424	0.459
		Stride efficiency (%)	59.86	56.42
		Stride count	32.31	33.29

Disclaimer.

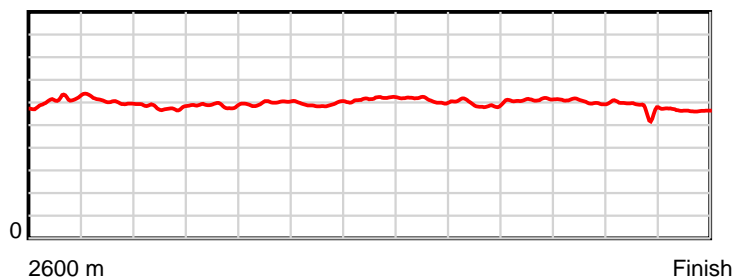
HRNZ and NZMTC and Thoroughbred Ratings Pty Ltd accepts no responsibility for the completeness or accuracy of any of the information contained herein, and makes no representations about its suitability for any particular purpose. Users should make their own judgements about those matters and/or seek independent advice. You assume all risks associated with use of the data provided on this page.

Race Results

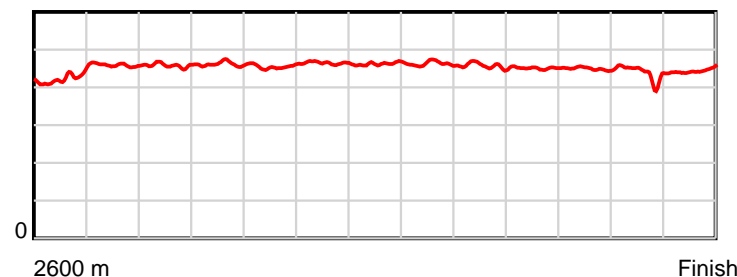
August 16, 2024, Race 10, GOLD BAND TAXIS MOBILE PACE, Distance 2600m, Addington - Survey 3200m

Result	TAB no.	Horse (Barrier)	2200m to	2000m to	1800m to	1600m to	1400m to	1200m to	1000m to	800m to	600m to	400m to	200m to	Total or	Margin
7th	3	Major Performe... (3)	2000m	1800m	1600m	1400m	1200m	1000m	800m	600m	400m	200m	WP	Average	
		Position in running (margin)	4(4.1)	4(3.2)	6(5.2)	6(5.9)	6(5.5)	6(5.7)	7(5.9)	7(6.0)	7(5.9)	6(5.5)	5(4.6)		6.40
		Sectional time (s)	15.56	15.70	15.24	15.90	15.05	15.23	15.24	14.70	15.06	15.38	15.76		
		Cumulative time (s)	168.82	153.26	137.56	122.32	106.42	91.37	76.14	60.90	46.20	31.14	15.76	3:18.09	
		Speed (m/s)	12.85	12.74	13.12	12.58	13.29	13.13	13.12	13.61	13.28	13.00	12.69	13.13	
		Stride length (m)	5.89	5.88	5.97	5.84	6.14	6.07	6.00	6.14	5.97	5.70	5.65	5.95	
		Stride duration (s)	0.458	0.461	0.455	0.464	0.462	0.463	0.457	0.451	0.449	0.439	0.445	0.454	
		Stride efficiency (%)	54.22	53.97	55.75	53.36	59.00	57.63	56.23	58.90	55.60	50.84	49.81	55.39	
		Stride count	33.95	34.03	33.48	34.22	32.55	32.93	33.34	32.58	33.53	35.06	35.42	436.69	

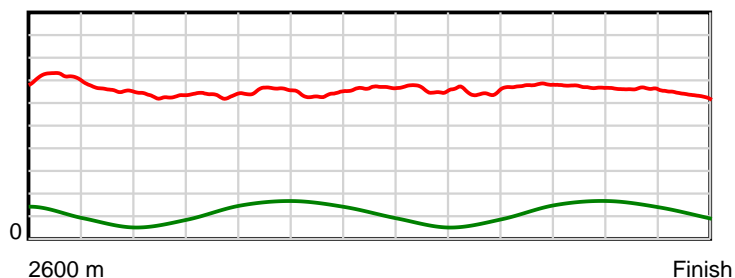
10 m Stride length



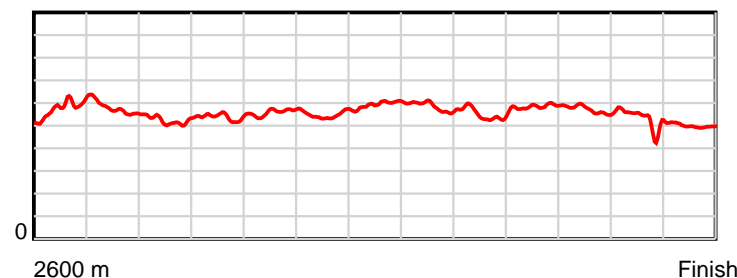
0.6 s Stride duration



20 m/sec Speed



100 % Stride efficiency



Note: Horizontal distance axis grid lines are 200m furlongs.

Disclaimer.

HRNZ and NZMTC and Thoroughbred Ratings Pty Ltd accepts no responsibility for the completeness or accuracy of any of the information contained herein, and makes no representations about its suitability for any particular purpose. Users should make their own judgements about those matters and/or seek independent advice. You assume all risks associated with use of the data provided on this page.



Race Results



August 16, 2024, Race 10, GOLD BAND TAXIS MOBILE PACE, Distance 2600m, Addington - Survey 3200m

Result	TAB no.	Horse (Barrier)	2600 to	2400m to
8th	8	Lord Mudrick (8)	2400m	2200m
		Position in running (margin)	-	7(8.7)
		Sectional time (s)	14.67	15.33
		Cumulative time (s)	198.09	183.42
		Speed (m/s)	13.63	13.05
		Stride length (m)	6.27	6.03
		Stride duration (s)	0.456	0.462
		Stride efficiency (%)	61.36	56.76
		Stride count	31.92	33.19

Disclaimer.

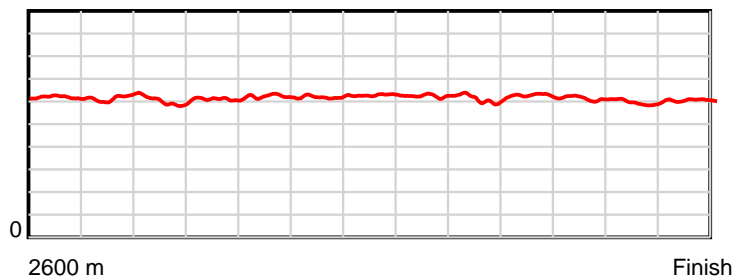
HRNZ and NZMTC and Thoroughbred Ratings Pty Ltd accepts no responsibility for the completeness or accuracy of any of the information contained herein, and makes no representations about its suitability for any particular purpose. Users should make their own judgements about those matters and/or seek independent advice. You assume all risks associated with use of the data provided on this page.

Race Results

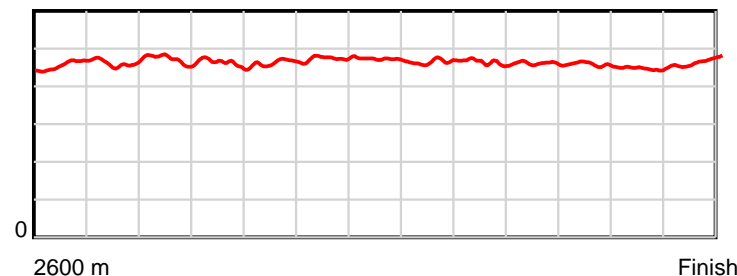
August 16, 2024, Race 10, GOLD BAND TAXIS MOBILE PACE, Distance 2600m, Addington - Survey 3200m

Result	TAB no.	Horse (Barrier)	2200m to	2000m to	1800m to	1600m to	1400m to	1200m to	1000m to	800m to	600m to	400m to	200m to	Total or	Margin
8th	8	Lord Mudrick (8)	2000m	1800m	1600m	1400m	1200m	1000m	800m	600m	400m	200m	WP	Average	
		Position in running (margin)	8(9.2)	8(9.0)	7(7.3)	7(7.2)	7(6.0)	7(6.1)	6(5.8)	6(5.5)	6(5.3)	7(6.1)	7(6.8)		6.40
		Sectional time (s)	15.68	15.09	15.11	15.75	15.03	15.14	15.18	14.69	15.24	15.64	15.54		
		Cumulative time (s)	168.09	152.41	137.32	122.21	106.46	91.43	76.29	61.11	46.42	31.18	15.54	3:18.09	
		Speed (m/s)	12.76	13.25	13.24	12.70	13.31	13.21	13.18	13.61	13.12	12.79	12.87	13.13	
		Stride length (m)	6.01	6.14	6.12	6.02	6.28	6.14	6.10	6.28	6.01	5.73	6.00	6.08	
		Stride duration (s)	0.471	0.463	0.463	0.474	0.472	0.465	0.463	0.461	0.458	0.448	0.466	0.463	
		Stride efficiency (%)	56.46	58.90	58.59	56.62	61.64	58.95	58.18	61.60	56.44	51.22	56.25	57.82	
		Stride count	33.27	32.58	32.66	33.23	31.85	32.56	32.78	31.85	33.28	34.93	33.33	427.43	

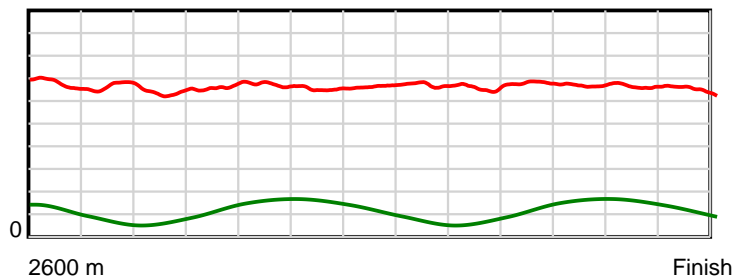
10 m Stride length



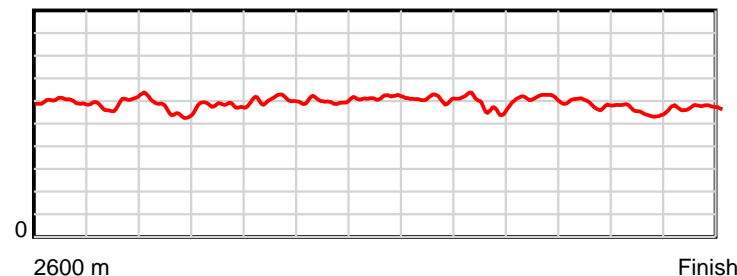
0.6 s Stride duration



20 m/sec Speed



100 % Stride efficiency



Note: Horizontal distance axis grid lines are 200m furlongs.

Disclaimer.

HRNZ and NZMTC and Thoroughbred Ratings Pty Ltd accepts no responsibility for the completeness or accuracy of any of the information contained herein, and makes no representations about its suitability for any particular purpose. Users should make their own judgements about those matters and/or seek independent advice. You assume all risks associated with use of the data provided on this page.



Race Results



August 16, 2024, Race 10, GOLD BAND TAXIS MOBILE PACE, Distance 2600m, Addington - Survey 3200m

Result	TAB no.	Horse (Barrier)	2600 to	2400m to
9th	7	Ocean Breeze (7)	2400m	2200m
		Position in running (margin)	-	5(4.4)
		Sectional time (s)	14.09	15.34
		Cumulative time (s)	198.12	184.03
		Speed (m/s)	14.19	13.04
		Stride length (m)	6.49	6.10
		Stride duration (s)	0.452	0.468
		Stride efficiency (%)	65.89	58.13
		Stride count	30.80	32.79

Disclaimer.

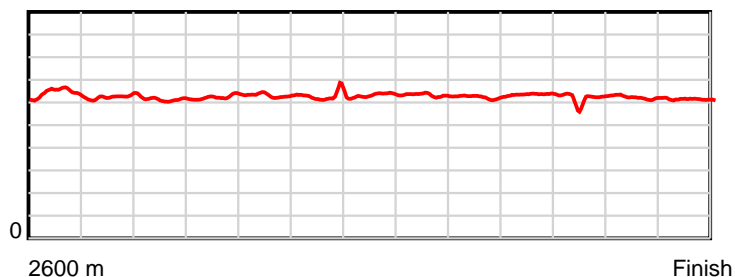
HRNZ and NZMTC and Thoroughbred Ratings Pty Ltd accepts no responsibility for the completeness or accuracy of any of the information contained herein, and makes no representations about its suitability for any particular purpose. Users should make their own judgements about those matters and/or seek independent advice. You assume all risks associated with use of the data provided on this page.

Race Results

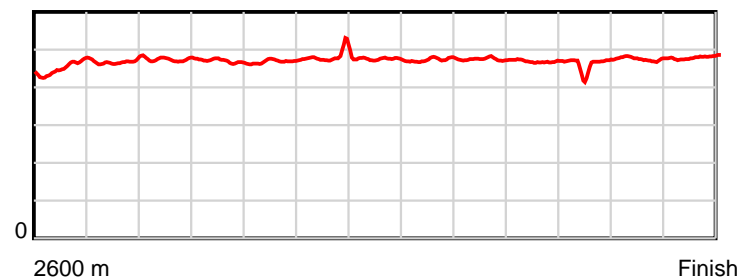
August 16, 2024, Race 10, GOLD BAND TAXIS MOBILE PACE, Distance 2600m, Addington - Survey 3200m

Result	TAB no.	Horse (Barrier)	2200m to	2000m to	1800m to	1600m to	1400m to	1200m to	1000m to	800m to	600m to	400m to	200m to	Total or	Margin
9th	7	Ocean Breeze (7)	2000m	1800m	1600m	1400m	1200m	1000m	800m	600m	400m	200m	WP	Average	
		Position in running (margin)	5(5.1)	5(4.2)	3(2.6)	3(3.0)	3(2.3)	2(1.9)	2(1.9)	2(1.9)	2(1.7)	3(2.3)	4(4.6)		6.50
		Sectional time (s)	15.57	15.11	15.19	15.85	14.94	15.20	15.23	14.69	15.21	15.90	15.80		
		Cumulative time (s)	168.69	153.12	138.01	122.82	106.97	92.03	76.83	61.60	46.91	31.70	15.80	3:18.12	
		Speed (m/s)	12.85	13.24	13.17	12.62	13.39	13.16	13.13	13.61	13.15	12.58	12.66	13.12	
		Stride length (m)	6.08	6.22	6.17	6.06	6.36	6.23	6.23	6.38	6.06	5.98	6.08	6.18	
		Stride duration (s)	0.473	0.470	0.468	0.480	0.475	0.473	0.474	0.468	0.461	0.475	0.480	0.471	
		Stride efficiency (%)	57.81	60.46	59.44	57.29	63.16	60.61	60.57	63.52	57.45	55.81	57.67	59.74	
		Stride count	32.88	32.15	32.43	33.03	31.46	32.11	32.12	31.37	32.98	33.47	32.92	420.51	

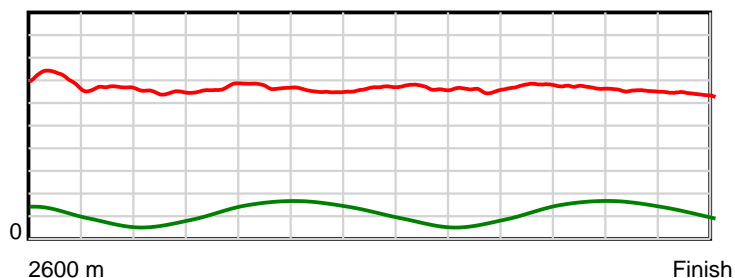
10 m Stride length



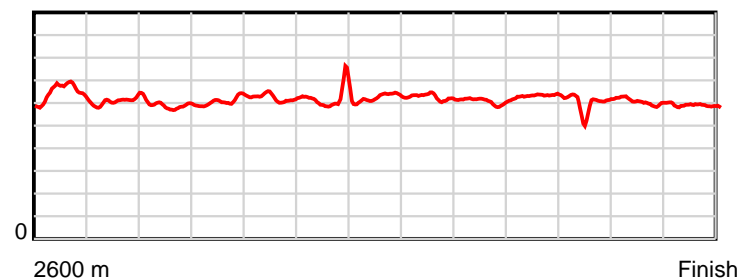
0.6 s Stride duration



20 m/sec Speed



100 % Stride efficiency



Note: Horizontal distance axis grid lines are 200m furlongs.

Disclaimer.

HRNZ and NZMTC and Thoroughbred Ratings Pty Ltd accepts no responsibility for the completeness or accuracy of any of the information contained herein, and makes no representations about its suitability for any particular purpose. Users should make their own judgements about those matters and/or seek independent advice. You assume all risks associated with use of the data provided on this page.