



Race Results

NZ Metropolitan Trotting Club Inc, HRNZ, September 13, 2024

Compilation date: September 13, 2024, 10:23:49 PM (NZST)

Copyright © 2024 HRNZ and NZMTC. All rights reserved.

Trademarks.

StrideMASTER is a registered trademark of Thoroughbred Ratings Pty Ltd.

Disclaimer.

HRNZ and NZMTC and Thoroughbred Ratings Pty Ltd accepts no responsibility for the completeness or accuracy of any of the information contained herein, and makes no representations about its suitability for any particular purpose. Users should make their own judgements about those matters and/or seek independent advice. You assume all risks associated with use of the data provided on this page.



Race Results



September 13, 2024, Race 11, McVICAR'S ITM MOBILE PACE, Distance 2600m, Addington - Survey 3200m

Result	TAB no.	Horse (Barrier)	2600 to	2400m to
1st	1	Shakira (1)	2400m	2200m
		Position in running (margin)	-	2(0.4)
		Sectional time (s)	13.21	14.35
		Cumulative time (s)	195.62	182.41
		Speed (m/s)	15.14	13.94
		Stride length (m)	6.13	6.19
		Stride duration (s)	0.398	0.444
		Stride efficiency (%)	58.74	59.87
		Stride count	32.62	32.31

Disclaimer.

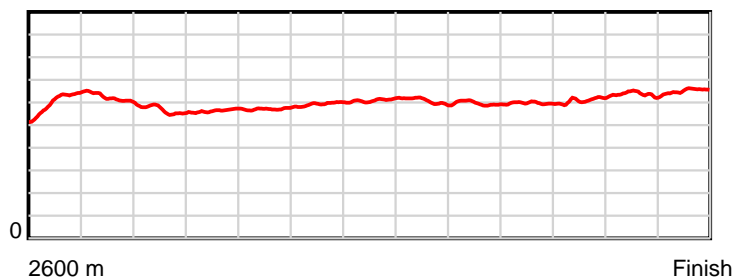
HRNZ and NZMTC and Thoroughbred Ratings Pty Ltd accepts no responsibility for the completeness or accuracy of any of the information contained herein, and makes no representations about its suitability for any particular purpose. Users should make their own judgements about those matters and/or seek independent advice. You assume all risks associated with use of the data provided on this page.

Race Results

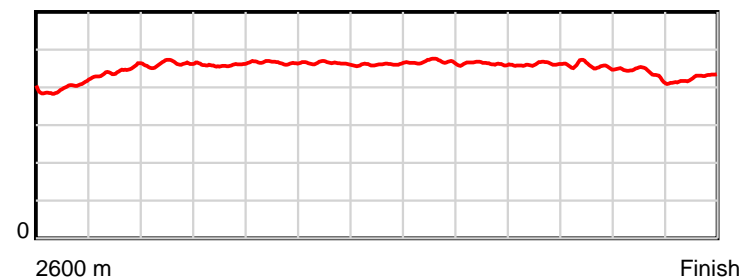
September 13, 2024, Race 11, McVICAR'S ITM MOBILE PACE, Distance 2600m, Addington - Survey 3200m

Result	TAB no.	Horse (Barrier)	2200m to	2000m to	1800m to	1600m to	1400m to	1200m to	1000m to	800m to	600m to	400m to	200m to	Total or	Margin
1st	1	Shakira (1)	2000m	1800m	1600m	1400m	1200m	1000m	800m	600m	400m	200m	WP	Average	
		Position in running (margin)	2(1.0)	2(2.1)	2(1.7)	2(2.2)	2(2.0)	2(1.7)	3(1.5)	3(1.9)	3(2.1)	3(2.2)	3(1.8)		0.00
		Sectional time (s)	16.15	16.25	16.47	15.89	15.11	15.39	15.41	15.44	15.14	13.94	12.87		
		Cumulative time (s)	168.06	151.91	135.66	119.19	103.30	88.19	72.80	57.39	41.95	26.81	12.87	3:15.62	
		Speed (m/s)	12.38	12.31	12.14	12.59	13.24	13.00	12.98	12.95	13.21	14.35	15.54	13.29	
		Stride length (m)	5.72	5.65	5.66	5.84	6.11	6.08	6.00	5.97	6.03	6.28	6.62	6.01	
		Stride duration (s)	0.462	0.459	0.466	0.464	0.461	0.468	0.463	0.461	0.456	0.438	0.426	0.452	
		Stride efficiency (%)	51.17	49.91	49.98	53.28	58.24	57.70	56.33	55.76	56.77	61.68	68.39	56.45	
		Stride count	34.95	35.39	35.37	34.25	32.76	32.91	33.31	33.48	33.18	31.83	30.23	432.59	

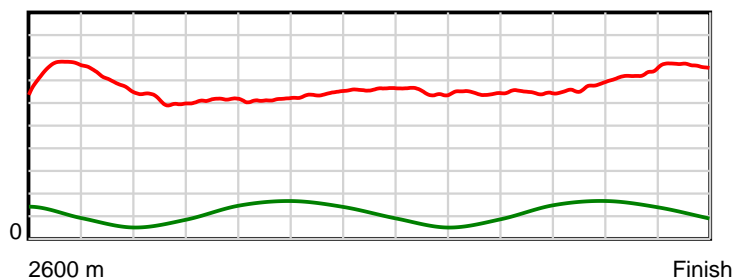
10 m Stride length



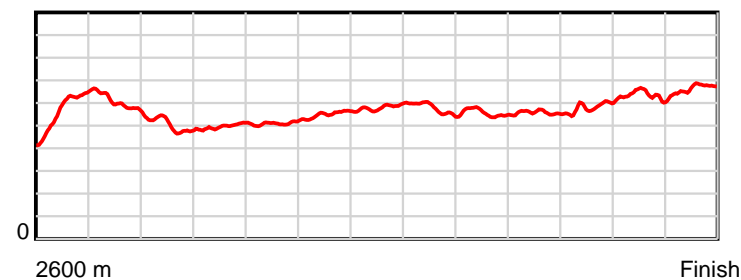
0.6 s Stride duration



20 m/sec Speed



100 % Stride efficiency



Note: Horizontal distance axis grid lines are 200m furlongs.

Disclaimer.

HRNZ and NZMTC and Thoroughbred Ratings Pty Ltd accepts no responsibility for the completeness or accuracy of any of the information contained herein, and makes no representations about its suitability for any particular purpose. Users should make their own judgements about those matters and/or seek independent advice. You assume all risks associated with use of the data provided on this page.



Race Results



September 13, 2024, Race 11, McVICAR'S ITM MOBILE PACE, Distance 2600m, Addington - Survey 3200m

Result	TAB no.	Horse (Barrier)	2600 to	2400m to
2nd	2	Commander Joe (2)	2400m	2200m
		Position in running (margin)	-	8(564.8)
		Sectional time (s)	-22.81	15.48
		Cumulative time (s)	195.69	218.50
		Speed (m/s)	-8.77	12.92
		Stride length (m)	6.39	6.20
		Stride duration (s)	0.476	0.480
		Stride efficiency (%)	63.79	60.00
		Stride count	31.30	32.28

Disclaimer.

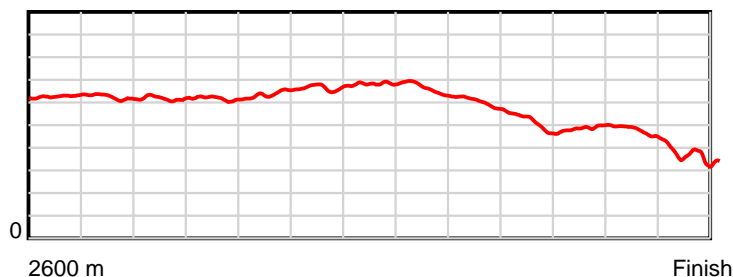
HRNZ and NZMTC and Thoroughbred Ratings Pty Ltd accepts no responsibility for the completeness or accuracy of any of the information contained herein, and makes no representations about its suitability for any particular purpose. Users should make their own judgements about those matters and/or seek independent advice. You assume all risks associated with use of the data provided on this page.

Race Results

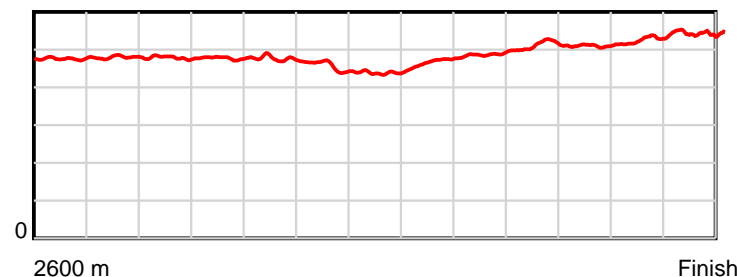
September 13, 2024, Race 11, McVICAR'S ITM MOBILE PACE, Distance 2600m, Addington - Survey 3200m

Result	TAB no.	Horse (Barrier)	2200m to	2000m to	1800m to	1600m to	1400m to	1200m to	1000m to	800m to	600m to	400m to	200m to	Total or	Margin
2nd	2	Commander Joe (2)	2000m	1800m	1600m	1400m	1200m	1000m	800m	600m	400m	200m	WP	Average	
		Position in running (margin)	8(572.2)	8(568.1)	8(562.7)	8(555.6)	8(543.8)	8(530.1)	8(525.5)	8(534.7)	8(563.7)	8(607.7)	8(672.8)		0.40
		Sectional time (s)	15.29	15.41	15.19	13.98	12.87	14.65	16.87	20.26	22.44	24.85	31.21		
		Cumulative time (s)	203.02	187.73	172.32	157.13	143.15	130.28	115.63	98.76	78.50	56.06	31.21	3:15.69	
		Speed (m/s)	13.08	12.98	13.17	14.31	15.54	13.65	11.86	9.87	8.91	8.05	6.41	13.29	
		Stride length (m)	6.26	6.20	6.28	6.54	6.81	6.38	5.78	5.06	4.55	4.27	3.59	5.51	
		Stride duration (s)	0.478	0.477	0.477	0.457	0.438	0.467	0.488	0.512	0.511	0.530	0.559	0.415	
		Stride efficiency (%)	61.18	60.00	61.59	66.89	72.48	63.62	52.27	39.97	32.37	28.46	20.09	47.48	
		Stride count	31.96	32.28	31.86	30.57	29.37	31.34	34.58	39.54	43.94	46.86	55.78	471.66	

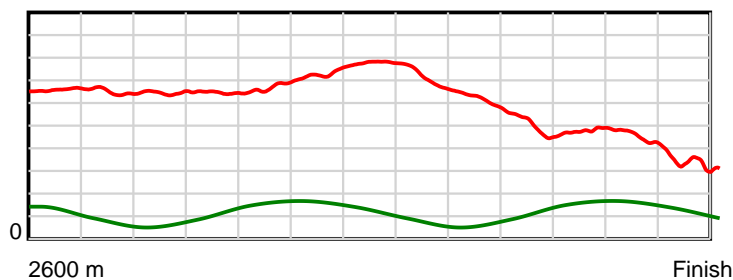
10 m Stride length



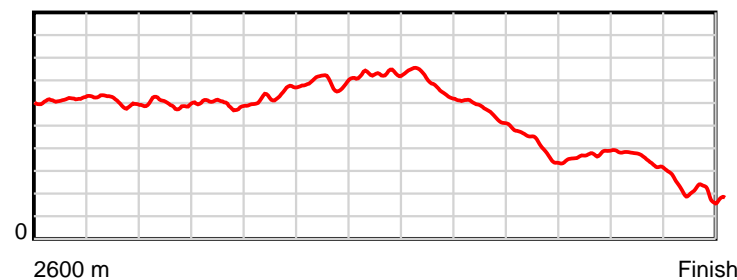
0.6 s Stride duration



20 m/sec Speed



100 % Stride efficiency



Note: Horizontal distance axis grid lines are 200m furlongs.

Disclaimer.

HRNZ and NZMTC and Thoroughbred Ratings Pty Ltd accepts no responsibility for the completeness or accuracy of any of the information contained herein, and makes no representations about its suitability for any particular purpose. Users should make their own judgements about those matters and/or seek independent advice. You assume all risks associated with use of the data provided on this page.



Race Results



September 13, 2024, Race 11, McVICAR'S ITM MOBILE PACE, Distance 2600m, Addington - Survey 3200m

Result	TAB no.	Horse (Barrier)	2600 to	2400m to
3rd	4	Action Major (4)	2400m	2200m
		Position in running (margin)	-	1(0.0)
		Sectional time (s)	13.00	14.25
		Cumulative time (s)	195.99	182.99
		Speed (m/s)	15.39	14.04
		Stride length (m)	6.17	5.93
		Stride duration (s)	0.401	0.422
		Stride efficiency (%)	59.42	54.87
		Stride count	32.43	33.75

Disclaimer.

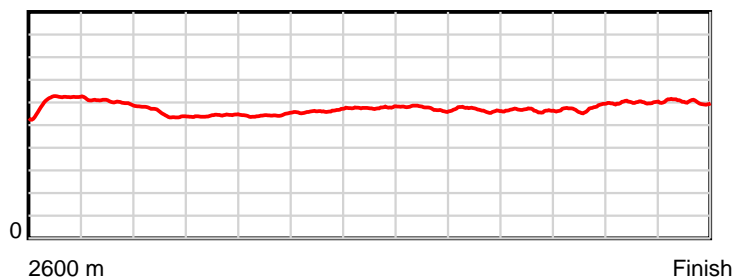
HRNZ and NZMTC and Thoroughbred Ratings Pty Ltd accepts no responsibility for the completeness or accuracy of any of the information contained herein, and makes no representations about its suitability for any particular purpose. Users should make their own judgements about those matters and/or seek independent advice. You assume all risks associated with use of the data provided on this page.

Race Results

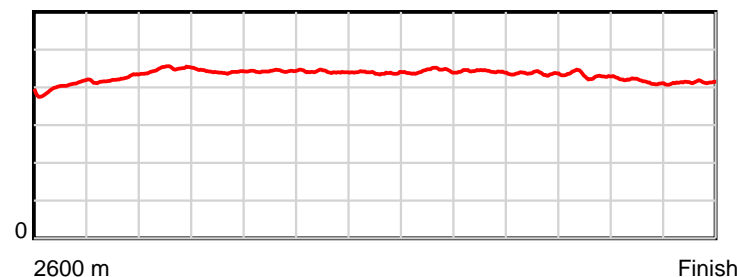
September 13, 2024, Race 11, McVICAR'S ITM MOBILE PACE, Distance 2600m, Addington - Survey 3200m

Result	TAB no.	Horse (Barrier)	2200m to	2000m to	1800m to	1600m to	1400m to	1200m to	1000m to	800m to	600m to	400m to	200m to	Total or	Margin
3rd	4	Action Major (4)	2000m	1800m	1600m	1400m	1200m	1000m	800m	600m	400m	200m	WP	Average	
		Position in running (margin)	1(0.0)	1(0.0)	1(0.0)	1(0.0)	1(0.0)	1(0.0)	1(0.0)	1(0.0)	1(0.0)	1(0.0)	1(0.0)		2.00
		Sectional time (s)	15.98	16.31	16.39	15.94	15.16	15.41	15.35	15.42	15.11	14.02	13.65		
		Cumulative time (s)	168.74	152.76	136.45	120.06	104.12	88.96	73.55	58.20	42.78	27.67	13.65	3:15.99	
		Speed (m/s)	12.52	12.26	12.20	12.55	13.19	12.98	13.03	12.97	13.24	14.27	14.65	13.27	
		Stride length (m)	5.62	5.41	5.41	5.54	5.78	5.75	5.76	5.66	5.72	5.92	6.06	5.74	
		Stride duration (s)	0.449	0.441	0.443	0.441	0.438	0.443	0.442	0.436	0.432	0.415	0.413	0.433	
		Stride efficiency (%)	49.40	45.79	45.70	47.88	52.29	51.69	51.88	50.08	51.06	54.84	57.35	51.49	
		Stride count	35.57	36.94	36.98	36.13	34.57	34.77	34.71	35.33	34.99	33.76	33.01	452.94	

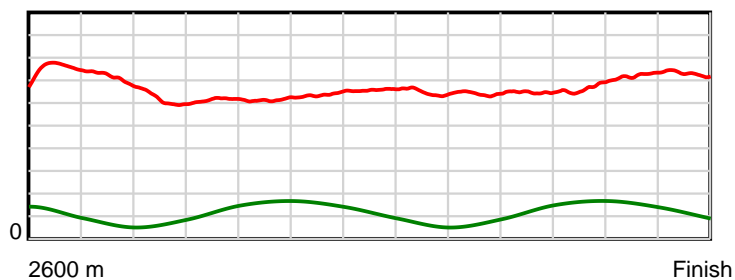
10 m Stride length



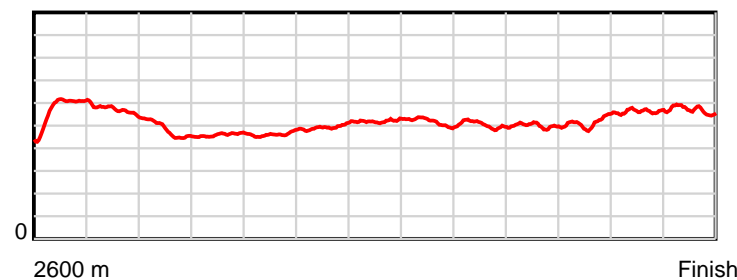
0.6 s Stride duration



20 m/sec Speed



100 % Stride efficiency



Note: Horizontal distance axis grid lines are 200m furlongs.

Disclaimer.

HRNZ and NZMTC and Thoroughbred Ratings Pty Ltd accepts no responsibility for the completeness or accuracy of any of the information contained herein, and makes no representations about its suitability for any particular purpose. Users should make their own judgements about those matters and/or seek independent advice. You assume all risks associated with use of the data provided on this page.



Race Results



September 13, 2024, Race 11, McVICAR'S ITM MOBILE PACE, Distance 2600m, Addington - Survey 3200m

Result	TAB no.	Horse (Barrier)	2600 to	2400m to
4th	9	Double Jeopard... (9)	2400m	2200m
		Position in running (margin)	-	7(11.3)
		Sectional time (s)	14.86	15.11
		Cumulative time (s)	196.10	181.24
		Speed (m/s)	13.46	13.24
		Stride length (m)	6.36	6.22
		Stride duration (s)	0.472	0.470
		Stride efficiency (%)	63.13	60.38
		Stride count	31.47	32.17

Disclaimer.

HRNZ and NZMTC and Thoroughbred Ratings Pty Ltd accepts no responsibility for the completeness or accuracy of any of the information contained herein, and makes no representations about its suitability for any particular purpose. Users should make their own judgements about those matters and/or seek independent advice. You assume all risks associated with use of the data provided on this page.



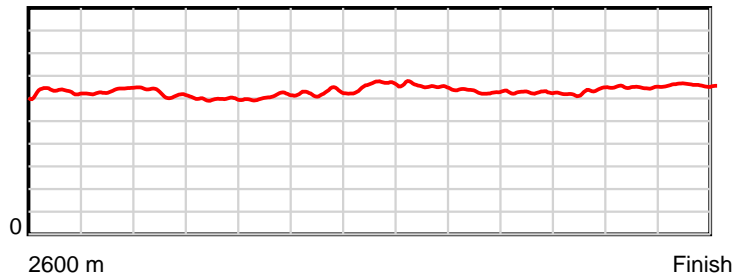
Race Results



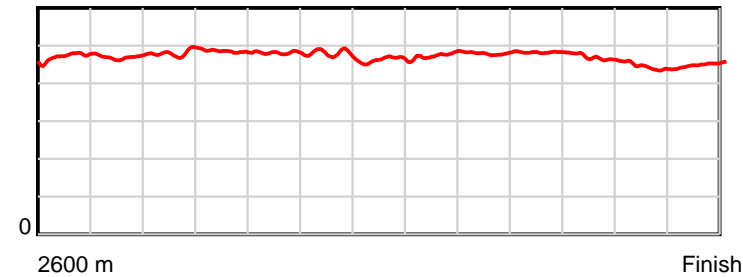
September 13, 2024, Race 11, McVICAR'S ITM MOBILE PACE, Distance 2600m, Addington - Survey 3200m

Result	TAB no.	Horse (Barrier)	2200m to	2000m to	1800m to	1600m to	1400m to	1200m to	1000m to	800m to	600m to	400m to	200m to	Total or	Margin
4th	9	Double Jeopard... (9)	2000m	1800m	1600m	1400m	1200m	1000m	800m	600m	400m	200m	WP	Average	
		Position in running (margin)	7(16.5)	7(13.8)	7(13.7)	7(12.7)	7(11.0)	4(4.3)	2(1.0)	2(0.9)	2(0.8)	2(0.9)	2(0.5)		2.60
		Sectional time (s)	15.52	16.29	16.20	15.67	14.03	14.87	15.33	15.39	15.13	13.95	13.75		
		Cumulative time (s)	166.13	150.61	134.32	118.12	102.45	88.42	73.55	58.22	42.83	27.70	13.75	3:16.10	
		Speed (m/s)	12.89	12.28	12.35	12.76	14.26	13.45	13.05	13.00	13.22	14.34	14.55	13.26	
		Stride length (m)	6.20	5.95	5.94	6.11	6.58	6.40	6.26	6.26	6.18	6.34	6.56	6.25	
		Stride duration (s)	0.481	0.485	0.481	0.479	0.462	0.476	0.480	0.482	0.467	0.442	0.451	0.472	
		Stride efficiency (%)	60.01	55.34	55.10	58.37	67.70	63.96	61.16	61.26	59.61	62.85	67.28	61.08	
		Stride count	32.27	33.61	33.68	32.72	30.38	31.26	31.97	31.94	32.38	31.54	30.48	415.87	

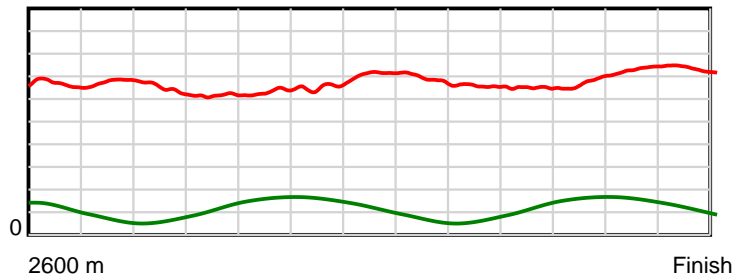
10 m Stride length



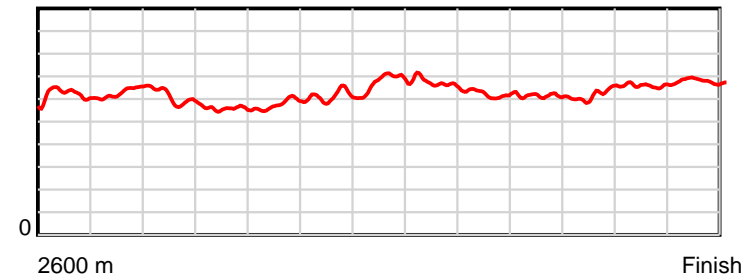
0.6 s Stride duration



20 m/sec Speed



100 % Stride efficiency



Note: Horizontal distance axis grid lines are 200m furlongs.

Disclaimer.

HRNZ and NZMTC and Thoroughbred Ratings Pty Ltd accepts no responsibility for the completeness or accuracy of any of the information contained herein, and makes no representations about its suitability for any particular purpose. Users should make their own judgements about those matters and/or seek independent advice. You assume all risks associated with use of the data provided on this page.



Race Results



September 13, 2024, Race 11, McVICAR'S ITM MOBILE PACE, Distance 2600m, Addington - Survey 3200m

Result	TAB no.	Horse (Barrier)	2600 to	2400m to
5th	6	Piccadilly Pet... (6)	2400m	2200m
		Position in running (margin)	-	5(7.8)
		Sectional time (s)	14.23	14.91
		Cumulative time (s)	196.28	182.05
		Speed (m/s)	14.06	13.41
		Stride length (m)	5.94	5.74
		Stride duration (s)	0.423	0.428
		Stride efficiency (%)	55.18	51.48
		Stride count	33.66	34.84

Disclaimer.

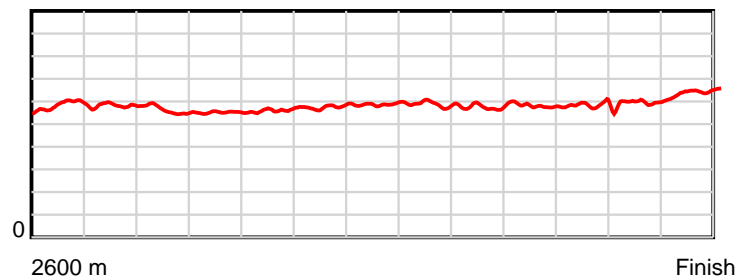
HRNZ and NZMTC and Thoroughbred Ratings Pty Ltd accepts no responsibility for the completeness or accuracy of any of the information contained herein, and makes no representations about its suitability for any particular purpose. Users should make their own judgements about those matters and/or seek independent advice. You assume all risks associated with use of the data provided on this page.

Race Results

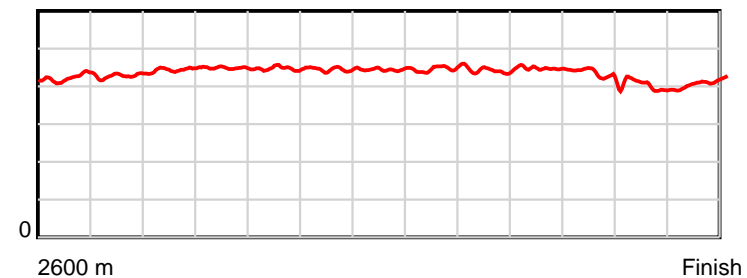
September 13, 2024, Race 11, McVICAR'S ITM MOBILE PACE, Distance 2600m, Addington - Survey 3200m

Result	TAB no.	Horse (Barrier)	2200m to	2000m to	1800m to	1600m to	1400m to	1200m to	1000m to	800m to	600m to	400m to	200m to	Total or	Margin
5th	6	Piccadilly Pet... (6)	2000m	1800m	1600m	1400m	1200m	1000m	800m	600m	400m	200m	WP	Average	
		Position in running (margin)	5(11.8)	5(9.8)	5(8.9)	5(8.4)	5(7.7)	6(6.9)	6(7.0)	6(6.6)	6(5.9)	6(6.8)	6(7.0)		3.60
		Sectional time (s)	15.64	16.16	16.29	15.82	15.03	15.43	15.28	15.30	15.26	14.04	12.89		
		Cumulative time (s)	167.14	151.50	135.34	119.05	103.23	88.20	72.77	57.49	42.19	26.93	12.89	3:16.28	
		Speed (m/s)	12.79	12.38	12.28	12.64	13.31	12.96	13.09	13.07	13.11	14.25	15.52	13.25	
		Stride length (m)	5.68	5.55	5.49	5.63	5.91	5.80	5.78	5.85	5.62	5.71	6.40	5.77	
		Stride duration (s)	0.444	0.449	0.447	0.445	0.444	0.447	0.441	0.448	0.429	0.401	0.412	0.436	
		Stride efficiency (%)	50.34	48.20	47.04	49.54	54.64	52.51	52.15	53.55	49.35	50.94	64.04	52.01	
		Stride count	35.24	36.01	36.45	35.52	33.82	34.50	34.62	34.17	35.59	35.03	31.24	450.69	

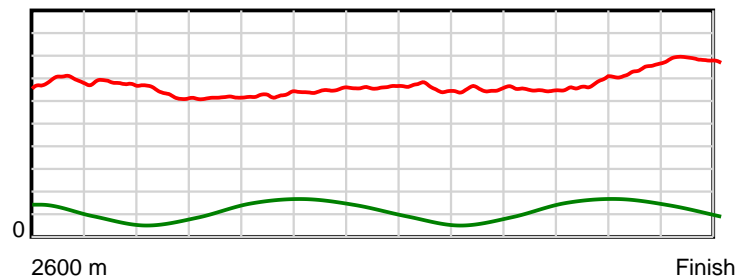
10 m Stride length



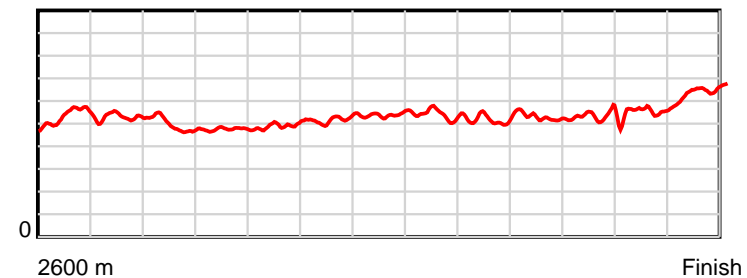
0.6 s Stride duration



20 m/sec Speed



100 % Stride efficiency



Note: Horizontal distance axis grid lines are 200m furlongs.

Disclaimer.

HRNZ and NZMTC and Thoroughbred Ratings Pty Ltd accepts no responsibility for the completeness or accuracy of any of the information contained herein, and makes no representations about its suitability for any particular purpose. Users should make their own judgements about those matters and/or seek independent advice. You assume all risks associated with use of the data provided on this page.



Race Results



September 13, 2024, Race 11, McVICAR'S ITM MOBILE PACE, Distance 2600m, Addington - Survey 3200m

Result	TAB no.	Horse (Barrier)	2600 to	2400m to
6th	8	Molly Belwin (8)	2400m	2200m
		Position in running (margin)	-	4(7.3)
		Sectional time (s)	14.20	14.20
		Cumulative time (s)	196.36	182.16
		Speed (m/s)	14.09	14.08
		Stride length (m)	0.00	0.00
		Stride duration (s)	0.000	0.000
		Stride efficiency (%)	0.00	0.00
		Stride count	0.00	0.00

Disclaimer.

HRNZ and NZMTC and Thoroughbred Ratings Pty Ltd accepts no responsibility for the completeness or accuracy of any of the information contained herein, and makes no representations about its suitability for any particular purpose. Users should make their own judgements about those matters and/or seek independent advice. You assume all risks associated with use of the data provided on this page.




Race Results

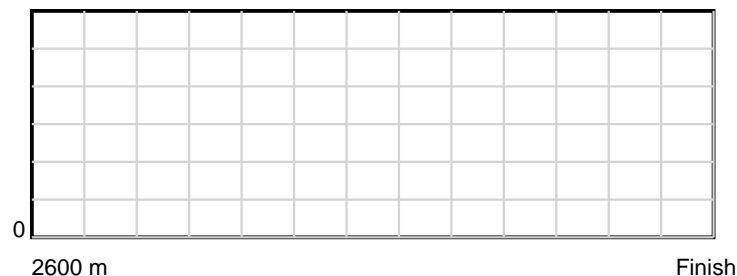
September 13, 2024, Race 11, McVICAR'S ITM MOBILE PACE, Distance 2600m, Addington - Survey 3200m

Result	TAB no.	Horse (Barrier)	2200m to	2000m to	1800m to	1600m to	1400m to	1200m to	1000m to	800m to	600m to	400m to	200m to	Total or	Margin
6th	8	Molly Belwin (8)	2000m	1800m	1600m	1400m	1200m	1000m	800m	600m	400m	200m	WP	Average	
		Position in running (margin)	3(7.0)	4(5.6)	4(5.3)	4(5.5)	4(5.0)	5(5.3)	5(5.2)	5(4.9)	5(5.6)	5(5.3)	4(4.8)		4.00
		Sectional time (s)	15.76	16.25	16.42	15.86	15.20	15.41	15.29	15.53	15.08	13.92	13.24		
		Cumulative time (s)	167.96	152.20	135.95	119.53	103.67	88.47	73.06	57.77	42.24	27.16	13.24	3:16.36	
		Speed (m/s)	12.69	12.31	12.18	12.61	13.16	12.98	13.08	12.88	13.26	14.37	15.11	13.24	
		Stride length (m)	0.00	0.00	0.00	0.00	0.00	0.00	0.00	0.00	0.00	0.00	0.00	nan	
		Stride duration (s)	0.000	0.000	0.000	0.000	0.000	0.000	0.000	0.000	0.000	0.000	0.000	nan	
		Stride efficiency (%)	0.00	0.00	0.00	0.00	0.00	0.00	0.00	0.00	0.00	0.00	0.00	nan	
		Stride count	0.00	0.00	0.00	0.00	0.00	0.00	0.00	0.00	0.00	0.00	0.00	0.00	


10 m Stride length




0.6 s Stride duration



20 m/sec Speed



100 % Stride efficiency



Note: Horizontal distance axis grid lines are 200m furlongs.

Disclaimer.

HRNZ and NZMTC and Thoroughbred Ratings Pty Ltd accepts no responsibility for the completeness or accuracy of any of the information contained herein, and makes no representations about its suitability for any particular purpose. Users should make their own judgements about those matters and/or seek independent advice. You assume all risks associated with use of the data provided on this page.



Race Results



September 13, 2024, Race 11, McVICAR'S ITM MOBILE PACE, Distance 2600m, Addington - Survey 3200m

Result	TAB no.	Horse (Barrier)	2600 to	2400m to
7th	7	Mighty Flying ... (7)	2400m	2200m
		Position in running (margin)	-	6(9.4)
		Sectional time (s)	14.53	14.90
		Cumulative time (s)	196.85	182.32
		Speed (m/s)	13.77	13.42
		Stride length (m)	6.35	6.19
		Stride duration (s)	0.462	0.461
		Stride efficiency (%)	63.03	59.90
		Stride count	31.49	32.30

Disclaimer.

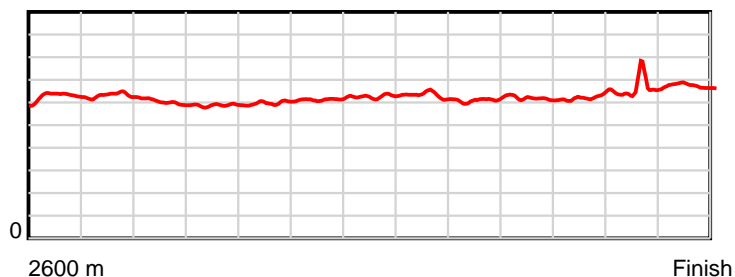
HRNZ and NZMTC and Thoroughbred Ratings Pty Ltd accepts no responsibility for the completeness or accuracy of any of the information contained herein, and makes no representations about its suitability for any particular purpose. Users should make their own judgements about those matters and/or seek independent advice. You assume all risks associated with use of the data provided on this page.

Race Results

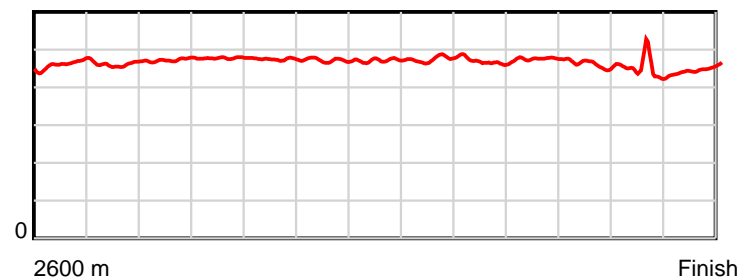
September 13, 2024, Race 11, McVICAR'S ITM MOBILE PACE, Distance 2600m, Addington - Survey 3200m

Result	TAB no.	Horse (Barrier)	2200m to	2000m to	1800m to	1600m to	1400m to	1200m to	1000m to	800m to	600m to	400m to	200m to	Total or	Margin
7th	7	Mighty Flying ... (7)	2000m	1800m	1600m	1400m	1200m	1000m	800m	600m	400m	200m	WP	Average	
		Position in running (margin)	6(13.4)	6(12.0)	6(11.4)	6(10.8)	6(9.5)	7(9.1)	7(8.7)	7(8.5)	7(8.3)	7(8.8)	7(7.2)		6.70
		Sectional time (s)	15.75	16.20	16.28	15.72	15.10	15.34	15.30	15.39	15.20	13.76	13.38		
		Cumulative time (s)	167.42	151.67	135.47	119.19	103.47	88.37	73.03	57.73	42.34	27.14	13.38	3:16.85	
		Speed (m/s)	12.70	12.35	12.29	12.72	13.25	13.04	13.07	13.00	13.16	14.53	14.95	13.21	
		Stride length (m)	6.00	5.89	5.83	6.01	6.24	6.20	6.11	6.19	6.07	6.44	6.72	6.16	
		Stride duration (s)	0.473	0.477	0.475	0.472	0.471	0.475	0.468	0.476	0.461	0.443	0.450	0.467	
		Stride efficiency (%)	56.27	54.26	53.11	56.45	60.90	60.03	58.42	59.84	57.54	64.84	70.60	59.39	
		Stride count	33.33	33.94	34.31	33.28	32.04	32.27	32.71	32.32	32.96	31.05	29.76	421.76	

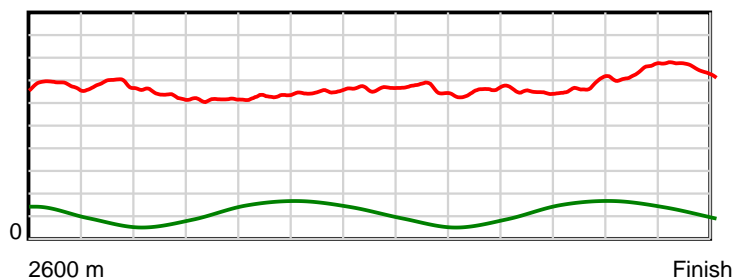
10 m Stride length



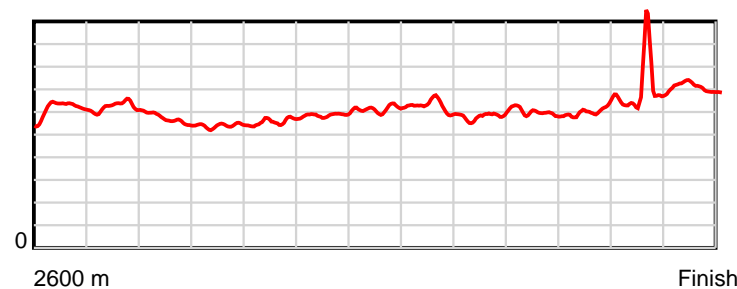
0.6 s Stride duration



20 m/sec Speed



100 % Stride efficiency



Note: Horizontal distance axis grid lines are 200m furlongs.

Disclaimer.

HRNZ and NZMTC and Thoroughbred Ratings Pty Ltd accepts no responsibility for the completeness or accuracy of any of the information contained herein, and makes no representations about its suitability for any particular purpose. Users should make their own judgements about those matters and/or seek independent advice. You assume all risks associated with use of the data provided on this page.



Race Results



September 13, 2024, Race 11, McVICAR'S ITM MOBILE PACE, Distance 2600m, Addington - Survey 3200m

Result	TAB no.	Horse (Barrier)	2600 to	2400m to
9th	3	Take The Deal (3)	2400m	2200m
		Position in running (margin)	-	3(4.1)
		Sectional time (s)	13.50	14.76
		Cumulative time (s)	198.00	184.50
		Speed (m/s)	14.82	13.55
		Stride length (m)	6.47	6.25
		Stride duration (s)	0.440	0.461
		Stride efficiency (%)	65.33	61.05
		Stride count	30.93	32.00

Disclaimer.

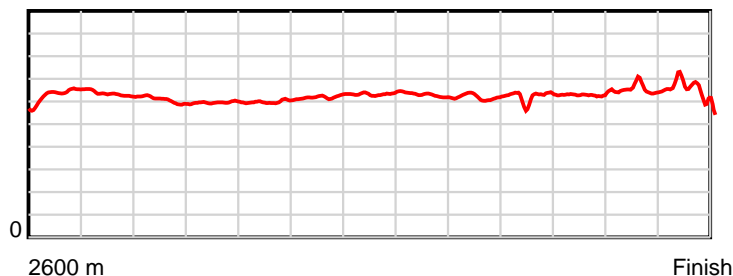
HRNZ and NZMTC and Thoroughbred Ratings Pty Ltd accepts no responsibility for the completeness or accuracy of any of the information contained herein, and makes no representations about its suitability for any particular purpose. Users should make their own judgements about those matters and/or seek independent advice. You assume all risks associated with use of the data provided on this page.

Race Results

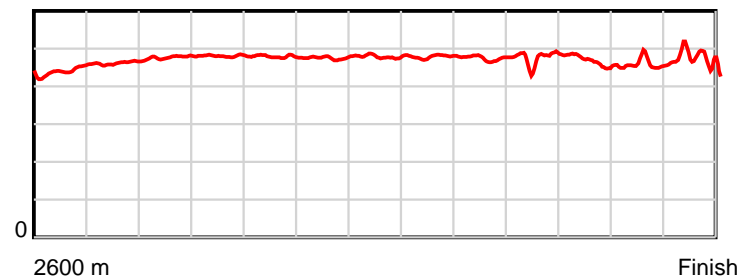
September 13, 2024, Race 11, McVICAR'S ITM MOBILE PACE, Distance 2600m, Addington - Survey 3200m

Result	TAB no.	Horse (Barrier)	2200m to	2000m to	1800m to	1600m to	1400m to	1200m to	1000m to	800m to	600m to	400m to	200m to	Total or	Margin
9th	3	Take The Deal (3)	2000m	1800m	1600m	1400m	1200m	1000m	800m	600m	400m	200m	WP	Average	
		Position in running (margin)	4(7.2)	3(5.4)	3(4.9)	3(4.6)	3(3.5)	3(2.9)	4(3.6)	4(2.9)	4(2.6)	4(3.1)	5(5.7)		12.90
		Sectional time (s)	15.68	16.21	16.34	15.76	15.05	15.53	15.24	15.36	15.20	14.44	14.93		
		Cumulative time (s)	169.74	154.06	137.85	121.51	105.75	90.70	75.17	59.93	44.57	29.37	14.93	3:18.00	
		Speed (m/s)	12.76	12.34	12.24	12.69	13.29	12.88	13.12	13.02	13.16	13.85	13.40	13.13	
		Stride length (m)	6.08	5.92	5.86	6.03	6.37	6.16	6.23	6.18	6.10	6.35	6.14	6.16	
		Stride duration (s)	0.477	0.480	0.479	0.475	0.479	0.478	0.475	0.475	0.464	0.458	0.458	0.469	
		Stride efficiency (%)	57.84	54.86	53.73	56.89	63.32	59.27	60.72	59.73	58.23	62.97	58.83	59.32	
		Stride count	32.87	33.76	34.11	33.15	31.42	32.48	32.08	32.35	32.76	31.51	32.59	422.01	

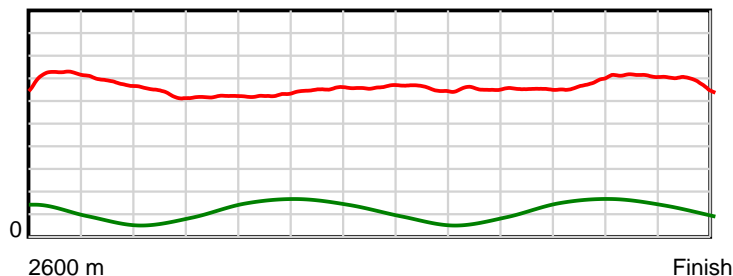
10 m Stride length



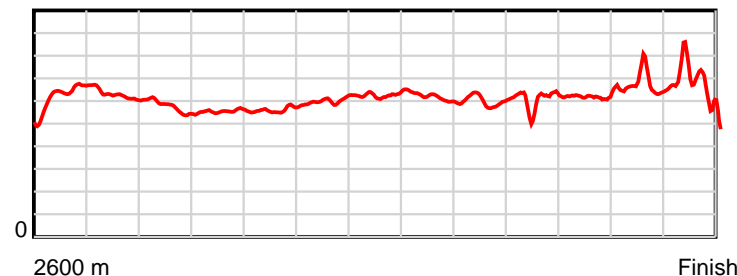
0.6 s Stride duration



20 m/sec Speed



100 % Stride efficiency



Note: Horizontal distance axis grid lines are 200m furlongs.

Disclaimer.

HRNZ and NZMTC and Thoroughbred Ratings Pty Ltd accepts no responsibility for the completeness or accuracy of any of the information contained herein, and makes no representations about its suitability for any particular purpose. Users should make their own judgements about those matters and/or seek independent advice. You assume all risks associated with use of the data provided on this page.