



## Race Results

NZ Metropolitan Trotting Club Inc, HRNZ, September 13, 2024

Compilation date: September 13, 2024, 7:05:19 PM (NZST)

Copyright © 2024 HRNZ and NZMTC. All rights reserved.

### Trademarks.

StrideMASTER is a registered trademark of Thoroughbred Ratings Pty Ltd.

### Disclaimer.

HRNZ and NZMTC and Thoroughbred Ratings Pty Ltd accepts no responsibility for the completeness or accuracy of any of the information contained herein, and makes no representations about its suitability for any particular purpose. Users should make their own judgements about those matters and/or seek independent advice. You assume all risks associated with use of the data provided on this page.



# Race Results



September 13, 2024, Race 4, KAIAPOI ITM MOBILE PACE, Distance 2600m, Addington - Survey 3200m

Result	TAB no.	Horse (Barrier)	2600 to	2400m to
1st	12	<b>Borrisokane (1)</b>	<b>2400m</b>	<b>2200m</b>
		Position in running (margin)	-	12(13.1)
		Sectional time (s)	15.36	15.27
		Cumulative time (s)	194.29	178.93
		Speed (m/s)	13.02	13.10
		Stride length (m)	6.98	6.61
		Stride duration (s)	0.509	0.505
		Stride efficiency (%)	76.19	68.37
		Stride count	28.64	30.24

#### Disclaimer.

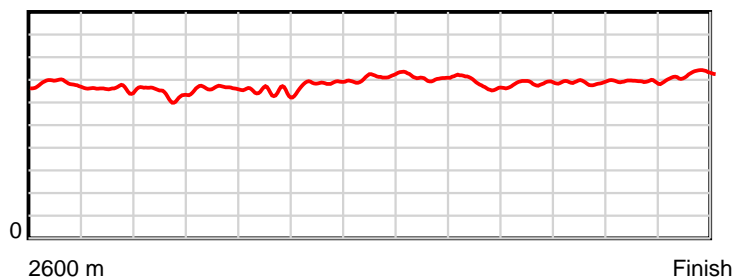
HRNZ and NZMTC and Thoroughbred Ratings Pty Ltd accepts no responsibility for the completeness or accuracy of any of the information contained herein, and makes no representations about its suitability for any particular purpose. Users should make their own judgements about those matters and/or seek independent advice. You assume all risks associated with use of the data provided on this page.

# Race Results

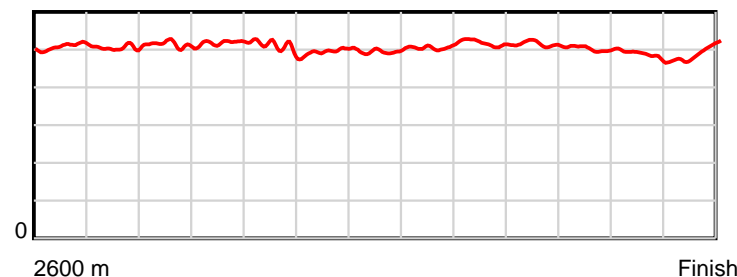
September 13, 2024, Race 4, KAIAPOI ITM MOBILE PACE, Distance 2600m, Addington - Survey 3200m

Result	TAB no.	Horse (Barrier)	2200m to	2000m to	1800m to	1600m to	1400m to	1200m to	1000m to	800m to	600m to	400m to	200m to	Total or	Margin
1st	12	Borrisokane (1)	2000m	1800m	1600m	1400m	1200m	1000m	800m	600m	400m	200m	WP	Average	
		Position in running (margin)	12(15.7)	11(16.0)	11(14.1)	11(12.7)	10(6.6)	2(0.1)	1(0.0)	1(0.0)	1(0.0)	1(0.0)	1(0.0)		0.00
		Sectional time (s)	16.03	15.62	16.28	15.05	13.74	14.47	14.94	14.95	14.72	14.16	13.70		
		Cumulative time (s)	163.66	147.63	132.01	115.73	100.68	86.94	72.47	57.53	42.58	27.86	13.70	3:14.29	
		Speed (m/s)	12.48	12.80	12.29	13.29	14.56	13.82	13.39	13.38	13.59	14.12	14.60	13.38	
		Stride length (m)	6.40	6.64	6.24	6.61	7.21	7.01	6.91	6.88	6.82	6.83	7.24	6.79	
		Stride duration (s)	0.513	0.518	0.508	0.497	0.495	0.507	0.516	0.514	0.502	0.484	0.496	0.507	
		Stride efficiency (%)	64.10	68.86	60.82	68.19	81.27	76.82	74.51	73.87	72.72	72.95	82.00	71.98	
		Stride count	31.23	30.13	32.06	30.28	27.73	28.53	28.96	29.09	29.32	29.27	27.61	383.09	

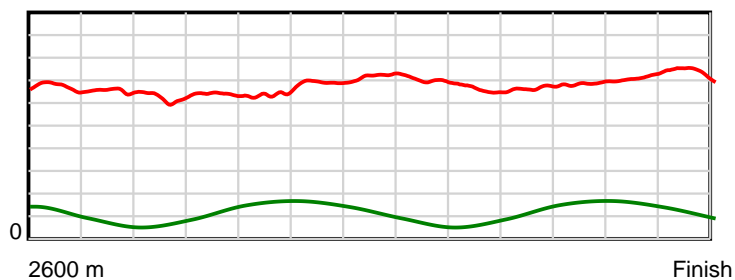
10 m Stride length



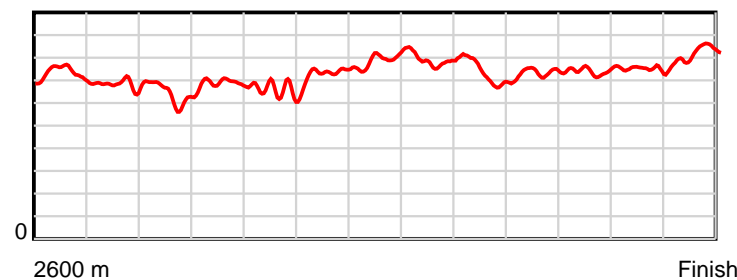
0.6 s Stride duration



20 m/sec Speed



100 % Stride efficiency



Note: Horizontal distance axis grid lines are 200m furlongs.

**Disclaimer.**

HRNZ and NZMTC and Thoroughbred Ratings Pty Ltd accepts no responsibility for the completeness or accuracy of any of the information contained herein, and makes no representations about its suitability for any particular purpose. Users should make their own judgements about those matters and/or seek independent advice. You assume all risks associated with use of the data provided on this page.



# Race Results



September 13, 2024, Race 4, KAIAPOI ITM MOBILE PACE, Distance 2600m, Addington - Survey 3200m

Result	TAB no.	Horse (Barrier)	2600 to	2400m to
2nd	7	Wolf Of Wall S... (8)	2400m	2200m
		Position in running (margin)	-	1(0.0)
		Sectional time (s)	13.33	14.85
		Cumulative time (s)	194.97	181.64
		Speed (m/s)	15.00	13.47
		Stride length (m)	6.35	6.17
		Stride duration (s)	0.413	0.458
		Stride efficiency (%)	63.11	59.41
		Stride count	31.47	32.44

## Disclaimer.

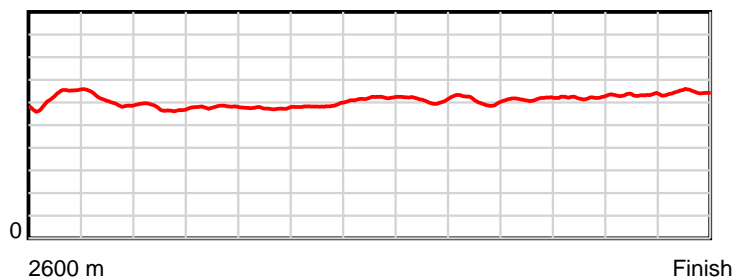
HRNZ and NZMTC and Thoroughbred Ratings Pty Ltd accepts no responsibility for the completeness or accuracy of any of the information contained herein, and makes no representations about its suitability for any particular purpose. Users should make their own judgements about those matters and/or seek independent advice. You assume all risks associated with use of the data provided on this page.

# Race Results

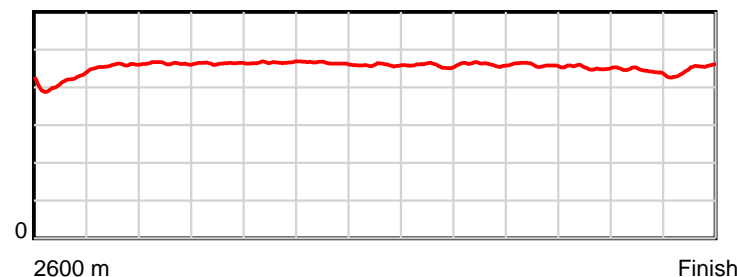
September 13, 2024, Race 4, KAIAPOI ITM MOBILE PACE, Distance 2600m, Addington - Survey 3200m

Result	TAB no.	Horse (Barrier)	2200m to	2000m to	1800m to	1600m to	1400m to	1200m to	1000m to	800m to	600m to	400m to	200m to	Total or	Margin
2nd	7	<b>Wolf Of Wall S... (8)</b>	<b>2000m</b>	<b>1800m</b>	<b>1600m</b>	<b>1400m</b>	<b>1200m</b>	<b>1000m</b>	<b>800m</b>	<b>600m</b>	<b>400m</b>	<b>200m</b>	<b>WP</b>	<b>Average</b>	
		Position in running (margin)	1(0.0)	1(0.0)	1(0.0)	1(0.0)	1(0.0)	1(0.0)	2(1.9)	2(1.8)	3(1.9)	3(2.1)	2(2.3)		3.70
		Sectional time (s)	15.98	15.93	16.51	16.07	14.82	14.81	14.94	14.97	14.76	14.19	13.81		
		Cumulative time (s)	166.79	150.81	134.88	118.37	102.30	87.48	72.67	57.73	42.76	28.00	13.81	3:14.97	
		Speed (m/s)	12.52	12.55	12.11	12.45	13.50	13.50	13.39	13.36	13.55	14.09	14.48	13.34	
		Stride length (m)	5.80	5.82	5.64	5.78	6.20	6.19	6.17	6.15	6.13	6.26	6.49	6.08	
		Stride duration (s)	0.463	0.464	0.466	0.465	0.459	0.458	0.461	0.460	0.452	0.444	0.448	0.456	
		Stride efficiency (%)	52.56	52.92	49.75	52.26	59.98	59.78	59.56	59.01	58.65	61.20	65.81	57.73	
		Stride count	34.48	34.37	35.45	34.59	32.28	32.34	32.39	32.54	32.65	31.96	30.82	427.78	

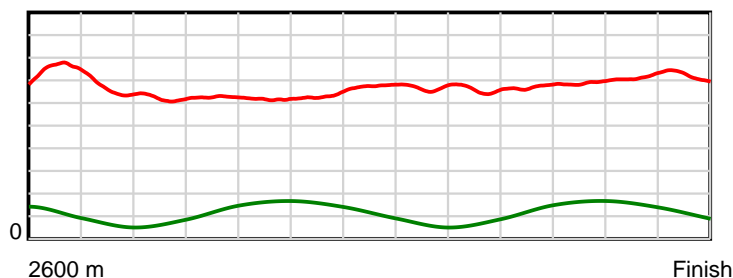
10 m Stride length



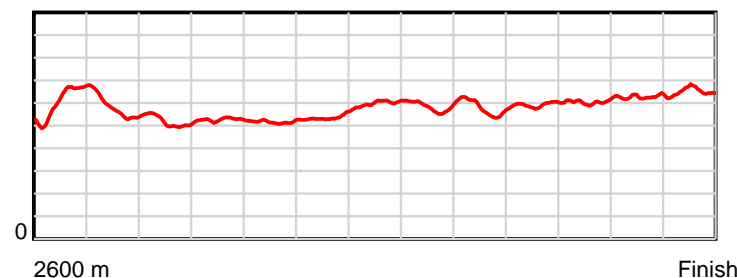
0.6 s Stride duration



20 m/sec Speed



100 % Stride efficiency



Note: Horizontal distance axis grid lines are 200m furlongs.

## Disclaimer.

HRNZ and NZMTC and Thoroughbred Ratings Pty Ltd accepts no responsibility for the completeness or accuracy of any of the information contained herein, and makes no representations about its suitability for any particular purpose. Users should make their own judgements about those matters and/or seek independent advice. You assume all risks associated with use of the data provided on this page.



# Race Results



September 13, 2024, Race 4, KAIAPOI ITM MOBILE PACE, Distance 2600m, Addington - Survey 3200m

Result	TAB no.	Horse (Barrier)	2600 to	2400m to
3rd	2	<b>Gatecrasher (3)</b>	<b>2400m</b>	<b>2200m</b>
		Position in running (margin)	-	3(3.0)
		Sectional time (s)	13.63	14.76
		Cumulative time (s)	195.06	181.43
		Speed (m/s)	14.67	13.55
		Stride length (m)	6.53	6.53
		Stride duration (s)	0.438	0.481
		Stride efficiency (%)	66.73	66.54
		Stride count	30.61	30.65

#### Disclaimer.

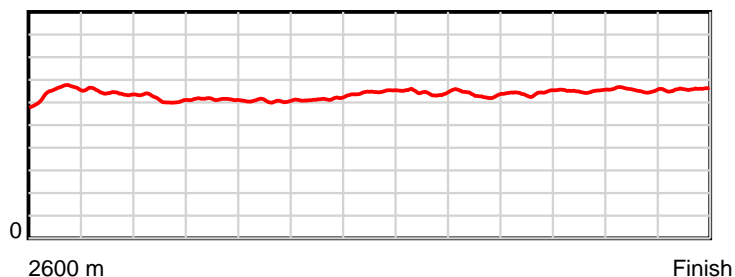
HRNZ and NZMTC and Thoroughbred Ratings Pty Ltd accepts no responsibility for the completeness or accuracy of any of the information contained herein, and makes no representations about its suitability for any particular purpose. Users should make their own judgements about those matters and/or seek independent advice. You assume all risks associated with use of the data provided on this page.

# Race Results

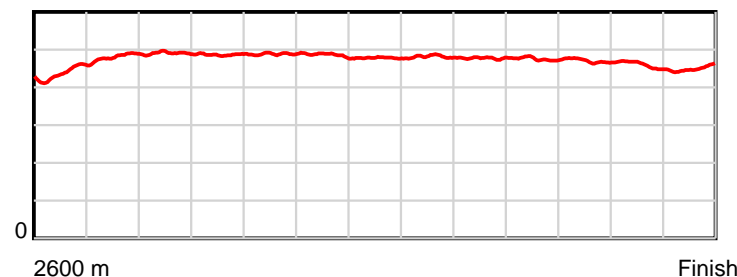
September 13, 2024, Race 4, KAIAPOI ITM MOBILE PACE, Distance 2600m, Addington - Survey 3200m

Result	TAB no.	Horse (Barrier)	2200m to	2000m to	1800m to	1600m to	1400m to	1200m to	1000m to	800m to	600m to	400m to	200m to	Total or	Margin
3rd	2	Gatecrasher (3)	2000m	1800m	1600m	1400m	1200m	1000m	800m	600m	400m	200m	WP	Average	
		Position in running (margin)	2(2.4)	2(1.3)	2(1.5)	2(1.7)	3(2.5)	4(2.4)	4(4.3)	4(4.0)	5(3.4)	5(3.9)	4(4.5)		4.10
		Sectional time (s)	15.79	15.97	16.55	16.20	14.80	14.81	14.89	14.86	14.80	14.27	13.73		
		Cumulative time (s)	166.67	150.88	134.91	118.36	102.16	87.36	72.55	57.66	42.80	28.00	13.73	3:15.06	
		Speed (m/s)	12.67	12.52	12.08	12.35	13.51	13.50	13.43	13.46	13.51	14.02	14.57	13.33	
		Stride length (m)	6.21	6.10	5.90	6.00	6.46	6.49	6.41	6.40	6.36	6.44	6.56	6.33	
		Stride duration (s)	0.491	0.487	0.488	0.486	0.478	0.481	0.478	0.475	0.471	0.460	0.450	0.475	
		Stride efficiency (%)	60.33	58.05	54.43	56.32	65.21	65.86	64.26	63.99	63.19	64.88	67.25	62.64	
		Stride count	32.19	32.81	33.89	33.32	30.96	30.81	31.19	31.25	31.45	31.04	30.49	410.66	

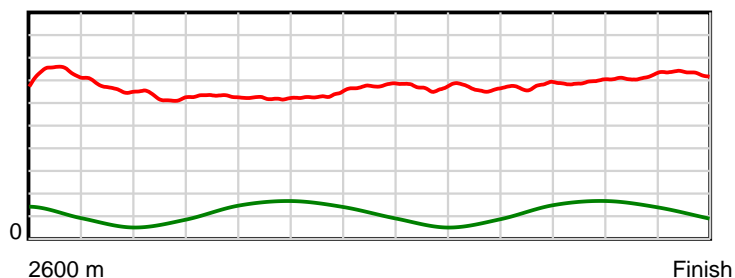
10 m Stride length



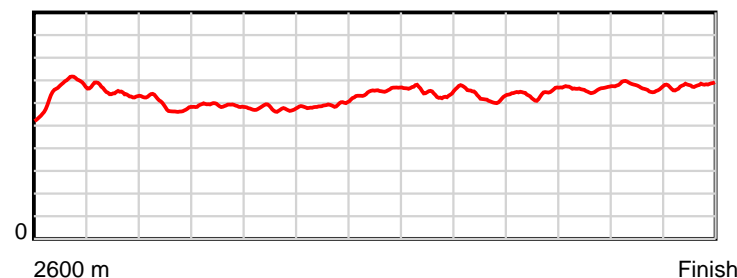
0.6 s Stride duration



20 m/sec Speed



100 % Stride efficiency



Note: Horizontal distance axis grid lines are 200m furlongs.

**Disclaimer.**

HRNZ and NZMTC and Thoroughbred Ratings Pty Ltd accepts no responsibility for the completeness or accuracy of any of the information contained herein, and makes no representations about its suitability for any particular purpose. Users should make their own judgements about those matters and/or seek independent advice. You assume all risks associated with use of the data provided on this page.



# Race Results



September 13, 2024, Race 4, KAIAPOI ITM MOBILE PACE, Distance 2600m, Addington - Survey 3200m

Result	TAB no.	Horse (Barrier)	2600 to	2400m to
4th	9	Wallflower (10)	2400m	2200m
		Position in running (margin)	-	11(11.6)
		Sectional time (s)	15.20	15.13
		Cumulative time (s)	195.28	180.08
		Speed (m/s)	13.16	13.22
		Stride length (m)	6.44	6.36
		Stride duration (s)	0.476	0.481
		Stride efficiency (%)	64.88	63.24
		Stride count	31.04	31.44

#### Disclaimer.

HRNZ and NZMTC and Thoroughbred Ratings Pty Ltd accepts no responsibility for the completeness or accuracy of any of the information contained herein, and makes no representations about its suitability for any particular purpose. Users should make their own judgements about those matters and/or seek independent advice. You assume all risks associated with use of the data provided on this page.

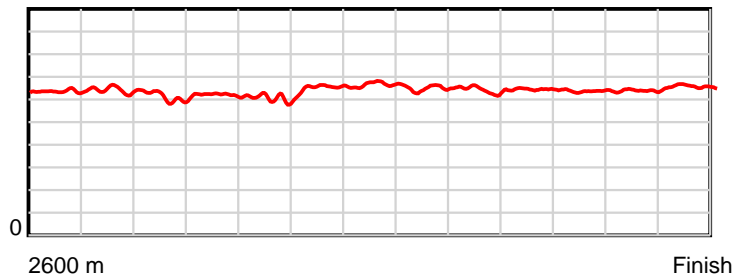


# Race Results

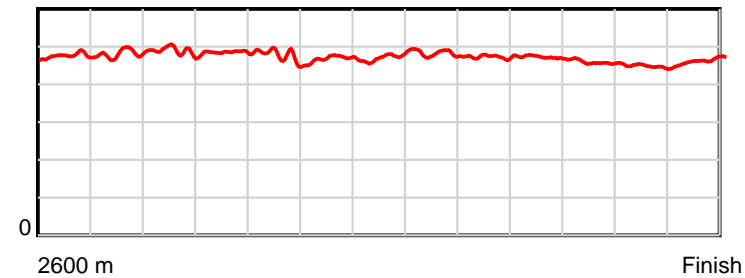
September 13, 2024, Race 4, KAIAPOI ITM MOBILE PACE, Distance 2600m, Addington - Survey 3200m

Result	TAB no.	Horse (Barrier)	2200m to	2000m to	1800m to	1600m to	1400m to	1200m to	1000m to	800m to	600m to	400m to	200m to	Total or	Margin
4th	9	Wallflower (10)	2000m	1800m	1600m	1400m	1200m	1000m	800m	600m	400m	200m	WP	Average	
		Position in running (margin)	10(13.3)	10(13.8)	10(12.1)	10(11.4)	7(4.6)	3(1.2)	3(3.6)	3(2.9)	2(1.1)	2(2.1)	3(2.9)		5.30
		Sectional time (s)	16.07	15.64	16.41	14.93	14.24	14.90	14.82	14.66	14.88	14.30	14.10		
		Cumulative time (s)	164.95	148.88	133.24	116.83	101.90	87.66	72.76	57.94	43.28	28.40	14.10	3:15.28	
		Speed (m/s)	12.45	12.79	12.19	13.40	14.04	13.42	13.50	13.64	13.44	13.99	14.18	13.31	
		Stride length (m)	6.08	6.20	5.81	6.26	6.65	6.44	6.38	6.43	6.16	6.25	6.58	6.30	
		Stride duration (s)	0.488	0.485	0.477	0.468	0.474	0.480	0.473	0.471	0.458	0.447	0.464	0.474	
		Stride efficiency (%)	57.71	60.10	52.70	61.32	69.18	64.84	63.64	64.62	59.24	61.10	67.64	62.11	
		Stride count	32.91	32.25	34.44	31.93	30.06	31.05	31.34	31.10	32.48	31.98	30.40	412.42	

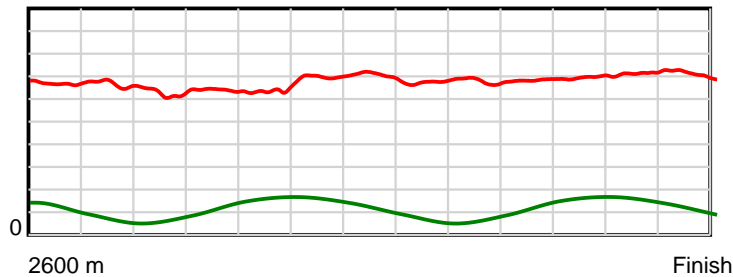
10 m Stride length



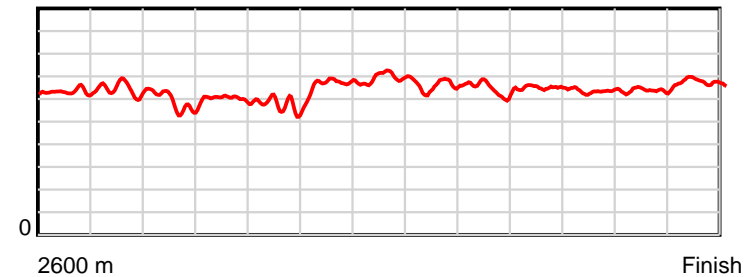
0.6 s Stride duration



20 m/sec Speed



100 % Stride efficiency



Note: Horizontal distance axis grid lines are 200m furlongs.

**Disclaimer.**

HRNZ and NZMTC and Thoroughbred Ratings Pty Ltd accepts no responsibility for the completeness or accuracy of any of the information contained herein, and makes no representations about its suitability for any particular purpose. Users should make their own judgements about those matters and/or seek independent advice. You assume all risks associated with use of the data provided on this page.



# Race Results



September 13, 2024, Race 4, KAIAPOI ITM MOBILE PACE, Distance 2600m, Addington - Survey 3200m

Result	TAB no.	Horse (Barrier)	2600 to	2400m to
5th	10	Salute (11)	2400m	2200m
		Position in running (margin)	-	7(5.9)
		Sectional time (s)	14.32	14.95
		Cumulative time (s)	195.36	181.04
		Speed (m/s)	13.96	13.38
		Stride length (m)	6.73	6.55
		Stride duration (s)	0.457	0.489
		Stride efficiency (%)	70.84	66.99
		Stride count	29.70	30.55

## Disclaimer.

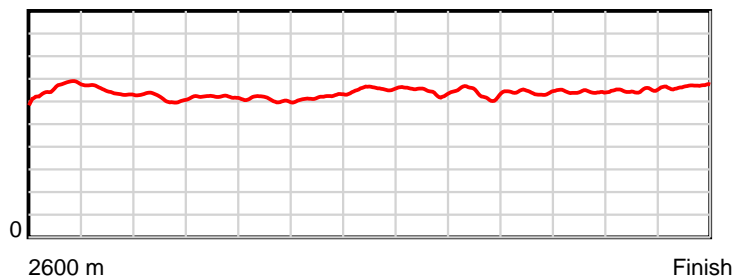
HRNZ and NZMTC and Thoroughbred Ratings Pty Ltd accepts no responsibility for the completeness or accuracy of any of the information contained herein, and makes no representations about its suitability for any particular purpose. Users should make their own judgements about those matters and/or seek independent advice. You assume all risks associated with use of the data provided on this page.

# Race Results

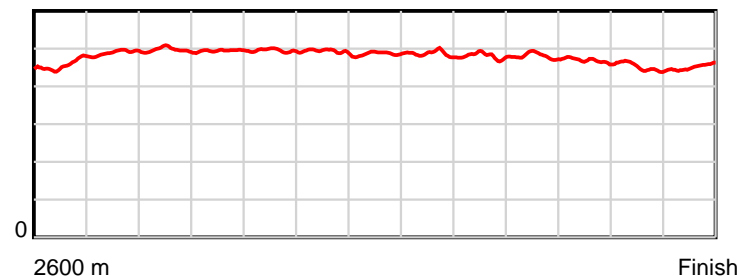
September 13, 2024, Race 4, KAIAPOI ITM MOBILE PACE, Distance 2600m, Addington - Survey 3200m

Result	TAB no.	Horse (Barrier)	2200m to	2000m to	1800m to	1600m to	1400m to	1200m to	1000m to	800m to	600m to	400m to	200m to	Total or	Margin
5th	10	Salute (11)	2000m	1800m	1600m	1400m	1200m	1000m	800m	600m	400m	200m	WP	Average	
		Position in running (margin)	6(6.5)	5(6.3)	6(6.1)	7(6.3)	8(5.9)	8(5.9)	8(8.0)	8(7.8)	9(7.9)	8(8.2)	6(7.0)		5.80
		Sectional time (s)	15.95	15.89	16.56	15.98	14.82	14.83	14.92	14.97	14.77	13.97	13.43		
		Cumulative time (s)	166.09	150.14	134.25	117.69	101.71	86.89	72.06	57.14	42.17	27.40	13.43	3:15.36	
		Speed (m/s)	12.54	12.59	12.08	12.52	13.50	13.49	13.40	13.36	13.54	14.32	14.89	13.31	
		Stride length (m)	6.23	6.22	5.98	6.17	6.56	6.56	6.45	6.41	6.34	6.46	6.73	6.41	
		Stride duration (s)	0.497	0.494	0.495	0.493	0.486	0.486	0.481	0.480	0.468	0.451	0.452	0.481	
		Stride efficiency (%)	60.67	60.48	55.79	59.48	67.22	67.22	64.96	64.22	62.89	65.20	70.77	64.15	
		Stride count	32.10	32.15	33.47	32.42	30.49	30.49	31.02	31.20	31.53	30.96	29.72	405.80	

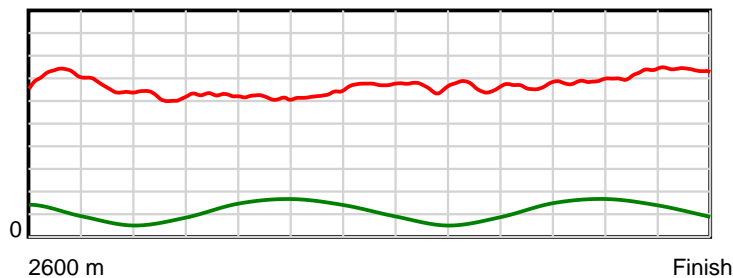
10 m Stride length



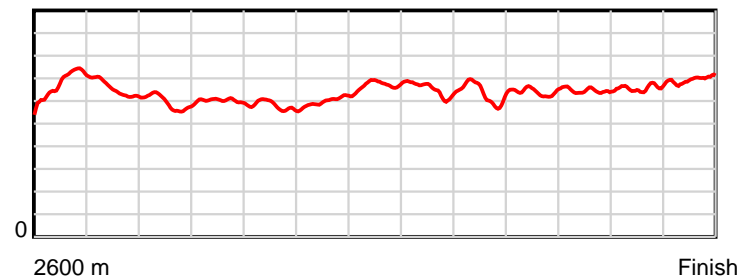
0.6 s Stride duration



20 m/sec Speed



100 % Stride efficiency



Note: Horizontal distance axis grid lines are 200m furlongs.

## Disclaimer.

HRNZ and NZMTC and Thoroughbred Ratings Pty Ltd accepts no responsibility for the completeness or accuracy of any of the information contained herein, and makes no representations about its suitability for any particular purpose. Users should make their own judgements about those matters and/or seek independent advice. You assume all risks associated with use of the data provided on this page.



# Race Results



September 13, 2024, Race 4, KAIAPOI ITM MOBILE PACE, Distance 2600m, Addington - Survey 3200m

Result	TAB no.	Horse (Barrier)	2600 to	2400m to
6th	6	Radioactive Ja... (7)	2400m	2200m
		Position in running (margin)	-	9(7.7)
		Sectional time (s)	14.54	15.15
		Cumulative time (s)	195.49	180.95
		Speed (m/s)	13.75	13.20
		Stride length (m)	6.00	5.86
		Stride duration (s)	0.427	0.444
		Stride efficiency (%)	56.35	53.73
		Stride count	33.31	34.11

#### Disclaimer.

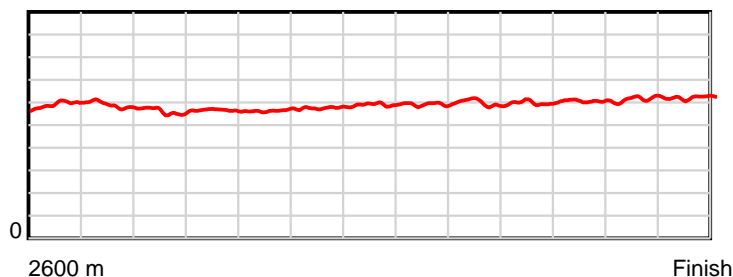
HRNZ and NZMTC and Thoroughbred Ratings Pty Ltd accepts no responsibility for the completeness or accuracy of any of the information contained herein, and makes no representations about its suitability for any particular purpose. Users should make their own judgements about those matters and/or seek independent advice. You assume all risks associated with use of the data provided on this page.

# Race Results

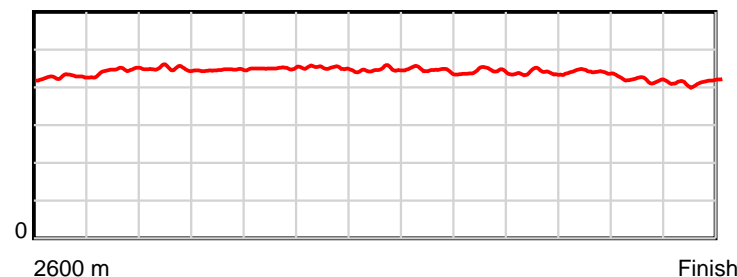
September 13, 2024, Race 4, KAIAPOI ITM MOBILE PACE, Distance 2600m, Addington - Survey 3200m

Result	TAB no.	Horse (Barrier)	2200m to	2000m to	1800m to	1600m to	1400m to	1200m to	1000m to	800m to	600m to	400m to	200m to	Total or	Margin
6th	6	Radioactive Ja... (7)	2000m	1800m	1600m	1400m	1200m	1000m	800m	600m	400m	200m	WP	Average	
		Position in running (margin)	8(9.5)	8(9.9)	8(8.1)	8(8.0)	11(8.5)	11(9.7)	11(13.4)	11(12.0)	11(10.0)	11(11.5)	9(8.9)		6.50
		Sectional time (s)	16.03	15.65	16.49	16.15	15.01	15.11	14.72	14.61	14.98	13.72	13.33		
		Cumulative time (s)	165.80	149.77	134.12	117.63	101.48	86.47	71.36	56.64	42.03	27.05	13.33	3:15.49	
		Speed (m/s)	12.48	12.78	12.13	12.38	13.32	13.24	13.59	13.69	13.35	14.58	15.00	13.30	
		Stride length (m)	5.61	5.70	5.47	5.59	5.95	5.89	6.02	6.01	5.88	6.09	6.22	5.86	
		Stride duration (s)	0.450	0.446	0.451	0.451	0.447	0.445	0.443	0.439	0.440	0.418	0.415	0.441	
		Stride efficiency (%)	49.24	50.70	46.69	48.74	55.39	54.21	56.57	56.36	53.99	57.93	60.51	53.67	
		Stride count	35.63	35.11	36.59	35.81	33.59	33.95	33.24	33.30	34.03	32.85	32.14	443.66	

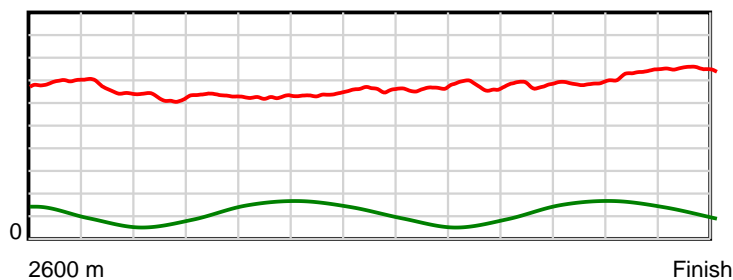
10 m Stride length



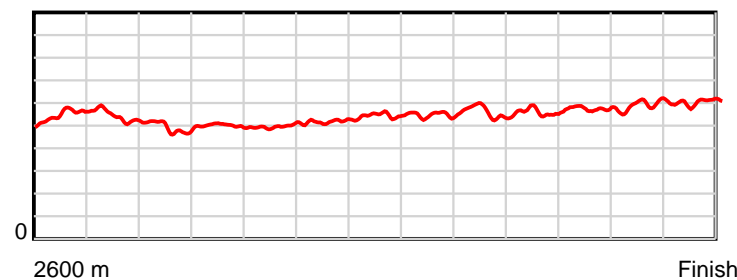
0.6 s Stride duration



20 m/sec Speed



100 % Stride efficiency



Note: Horizontal distance axis grid lines are 200m furlongs.

**Disclaimer.**

HRNZ and NZMTC and Thoroughbred Ratings Pty Ltd accepts no responsibility for the completeness or accuracy of any of the information contained herein, and makes no representations about its suitability for any particular purpose. Users should make their own judgements about those matters and/or seek independent advice. You assume all risks associated with use of the data provided on this page.



# Race Results



September 13, 2024, Race 4, KAIAPOI ITM MOBILE PACE, Distance 2600m, Addington - Survey 3200m

Result	TAB no.	Horse (Barrier)	2600 to	2400m to
7th	4	<b>Big Mama Morri... (5)</b>	<b>2400m</b>	<b>2200m</b>
		Position in running (margin)	-	4(3.7)
		Sectional time (s)	13.94	15.23
		Cumulative time (s)	195.84	181.90
		Speed (m/s)	14.35	13.13
		Stride length (m)	6.66	6.28
		Stride duration (s)	0.454	0.479
		Stride efficiency (%)	69.32	61.72
		Stride count	30.03	31.82

#### Disclaimer.

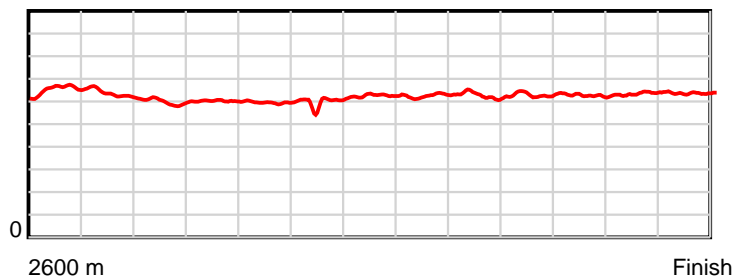
HRNZ and NZMTC and Thoroughbred Ratings Pty Ltd accepts no responsibility for the completeness or accuracy of any of the information contained herein, and makes no representations about its suitability for any particular purpose. Users should make their own judgements about those matters and/or seek independent advice. You assume all risks associated with use of the data provided on this page.

# Race Results

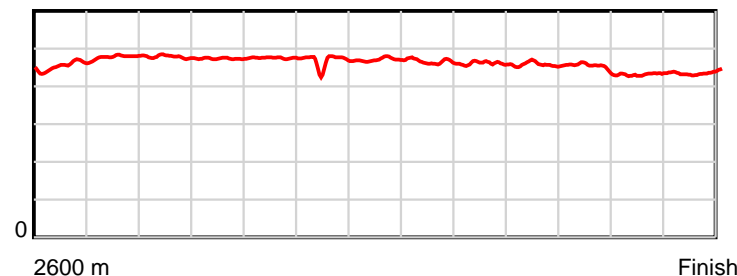
September 13, 2024, Race 4, KAIAPOI ITM MOBILE PACE, Distance 2600m, Addington - Survey 3200m

Result	TAB no.	Horse (Barrier)	2200m to	2000m to	1800m to	1600m to	1400m to	1200m to	1000m to	800m to	600m to	400m to	200m to	Total or	Margin
7th	4	<b>Big Mama Morri... (5)</b>	<b>2000m</b>	<b>1800m</b>	<b>1600m</b>	<b>1400m</b>	<b>1200m</b>	<b>1000m</b>	<b>800m</b>	<b>600m</b>	<b>400m</b>	<b>200m</b>	<b>WP</b>	<b>Average</b>	
		Position in running (margin)	5(6.0)	6(6.7)	5(5.1)	5(5.4)	6(4.5)	9(6.2)	9(9.4)	9(9.0)	8(6.9)	9(8.8)	8(8.3)		8.40
		Sectional time (s)	16.09	15.68	16.56	15.91	15.10	15.02	14.89	14.59	15.04	14.08	13.71		
		Cumulative time (s)	166.67	150.58	134.90	118.34	102.43	87.33	72.31	57.42	42.83	27.79	13.71	3:15.84	
		Speed (m/s)	12.43	12.76	12.08	12.57	13.25	13.32	13.43	13.71	13.30	14.20	14.59	13.28	
		Stride length (m)	5.94	6.04	5.74	5.87	6.24	6.19	6.19	6.27	5.99	6.14	6.37	6.14	
		Stride duration (s)	0.478	0.474	0.475	0.467	0.471	0.465	0.461	0.457	0.450	0.432	0.436	0.462	
		Stride efficiency (%)	55.20	57.03	51.49	53.92	60.83	59.80	59.92	61.38	56.07	58.90	63.34	58.91	
		Stride count	33.65	33.11	34.84	34.05	32.05	32.33	32.30	31.91	33.39	32.58	31.41	423.47	

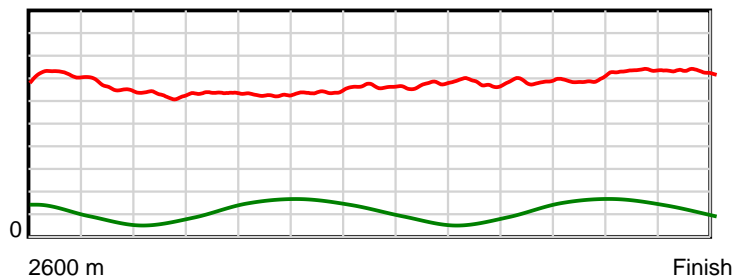
10 m Stride length



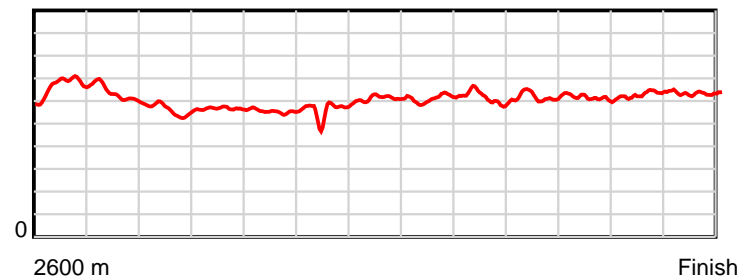
0.6 s Stride duration



20 m/sec Speed



100 % Stride efficiency



Note: Horizontal distance axis grid lines are 200m furlongs.

## Disclaimer.

HRNZ and NZMTC and Thoroughbred Ratings Pty Ltd accepts no responsibility for the completeness or accuracy of any of the information contained herein, and makes no representations about its suitability for any particular purpose. Users should make their own judgements about those matters and/or seek independent advice. You assume all risks associated with use of the data provided on this page.



# Race Results



September 13, 2024, Race 4, KAIAPOI ITM MOBILE PACE, Distance 2600m, Addington - Survey 3200m

Result	TAB no.	Horse (Barrier)	2600 to	2400m to
8th	11	<b>Sophia Bromac (0)</b>	<b>2400m</b>	<b>2200m</b>
		Position in running (margin)	-	6(5.8)
		Sectional time (s)	14.25	15.13
		Cumulative time (s)	195.85	181.60
		Speed (m/s)	14.03	13.22
		Stride length (m)	6.38	5.95
		Stride duration (s)	0.433	0.450
		Stride efficiency (%)	63.57	55.31
		Stride count	31.36	33.62

#### Disclaimer.

HRNZ and NZMTC and Thoroughbred Ratings Pty Ltd accepts no responsibility for the completeness or accuracy of any of the information contained herein, and makes no representations about its suitability for any particular purpose. Users should make their own judgements about those matters and/or seek independent advice. You assume all risks associated with use of the data provided on this page.

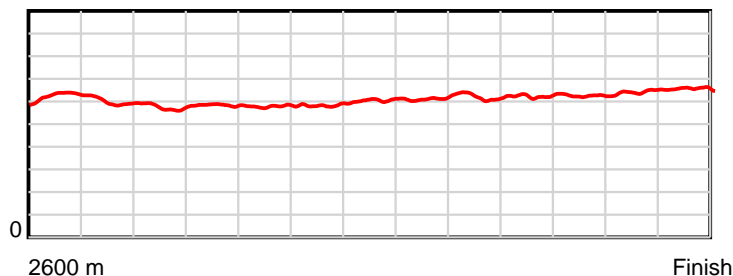


# Race Results

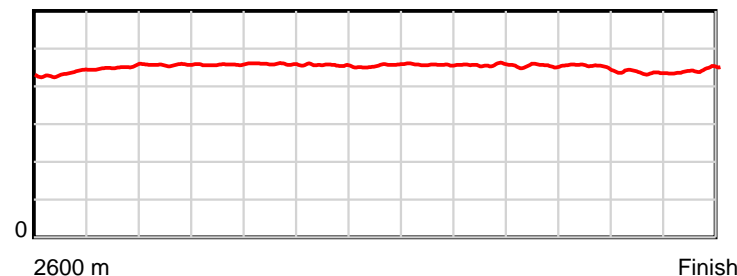
September 13, 2024, Race 4, KAIAPOI ITM MOBILE PACE, Distance 2600m, Addington - Survey 3200m

Result	TAB no.	Horse (Barrier)	2200m to	2000m to	1800m to	1600m to	1400m to	1200m to	1000m to	800m to	600m to	400m to	200m to	Total or	Margin
8th	11	<b>Sophia Bromac (0)</b>	<b>2000m</b>	<b>1800m</b>	<b>1600m</b>	<b>1400m</b>	<b>1200m</b>	<b>1000m</b>	<b>800m</b>	<b>600m</b>	<b>400m</b>	<b>200m</b>	<b>WP</b>	<b>Average</b>	
		Position in running (margin)	7(7.4)	7(7.5)	7(6.4)	6(5.7)	9(6.2)	10(8.0)	10(11.4)	10(10.4)	10(8.3)	10(9.3)	10(9.4)		8.40
		Sectional time (s)	15.98	15.75	16.40	16.15	15.11	15.06	14.78	14.60	14.89	14.17	13.58		
		Cumulative time (s)	166.47	150.49	134.74	118.34	102.19	87.08	72.02	57.24	42.64	27.75	13.58	3:15.85	
		Speed (m/s)	12.52	12.70	12.20	12.38	13.24	13.28	13.53	13.70	13.43	14.11	14.73	13.28	
		Stride length (m)	5.72	5.81	5.60	5.64	6.02	6.08	6.18	6.22	6.07	6.16	6.55	6.02	
		Stride duration (s)	0.457	0.457	0.459	0.456	0.455	0.457	0.457	0.454	0.452	0.437	0.445	0.453	
		Stride efficiency (%)	51.10	52.70	48.98	49.77	56.72	57.67	59.70	60.47	57.61	59.31	67.07	56.57	
		Stride count	34.97	34.44	35.72	35.44	33.20	32.92	32.36	32.15	32.94	32.46	30.53	432.11	

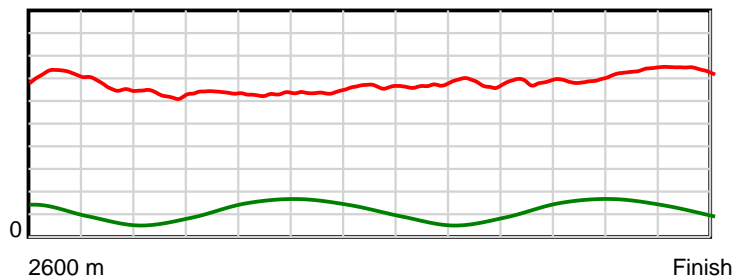
10 m Stride length



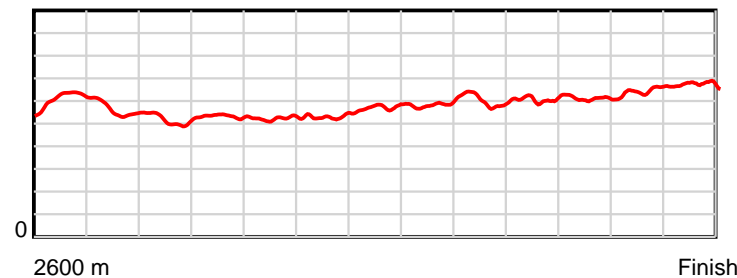
0.6 s Stride duration



20 m/sec Speed



100 % Stride efficiency



Note: Horizontal distance axis grid lines are 200m furlongs.

## Disclaimer.

HRNZ and NZMTC and Thoroughbred Ratings Pty Ltd accepts no responsibility for the completeness or accuracy of any of the information contained herein, and makes no representations about its suitability for any particular purpose. Users should make their own judgements about those matters and/or seek independent advice. You assume all risks associated with use of the data provided on this page.



# Race Results



September 13, 2024, Race 4, KAIAPOI ITM MOBILE PACE, Distance 2600m, Addington - Survey 3200m

Result	TAB no.	Horse (Barrier)	2600 to	2400m to
9th	1	King Arthur (2)	2400m	2200m
		Position in running (margin)	-	5(4.1)
		Sectional time (s)	13.85	14.88
		Cumulative time (s)	195.89	182.04
		Speed (m/s)	14.44	13.44
		Stride length (m)	7.21	7.14
		Stride duration (s)	0.490	0.531
		Stride efficiency (%)	81.12	79.65
		Stride count	27.76	28.01

## Disclaimer.

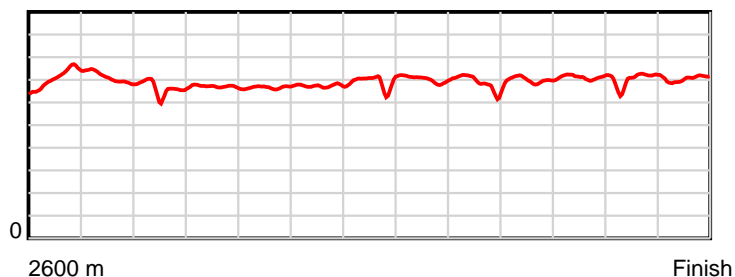
HRNZ and NZMTC and Thoroughbred Ratings Pty Ltd accepts no responsibility for the completeness or accuracy of any of the information contained herein, and makes no representations about its suitability for any particular purpose. Users should make their own judgements about those matters and/or seek independent advice. You assume all risks associated with use of the data provided on this page.

# Race Results

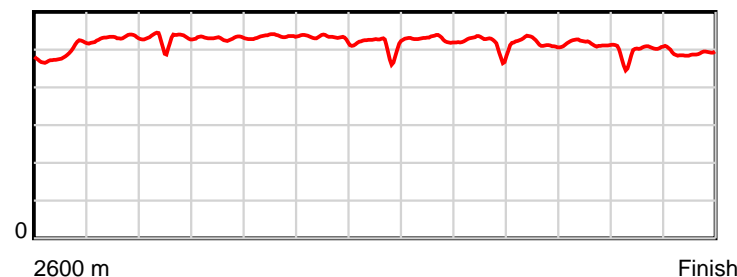
September 13, 2024, Race 4, KAIAPOI ITM MOBILE PACE, Distance 2600m, Addington - Survey 3200m

Result	TAB no.	Horse (Barrier)	2200m to	2000m to	1800m to	1600m to	1400m to	1200m to	1000m to	800m to	600m to	400m to	200m to	Total or	Margin
9th	1	King Arthur (2)	2000m	1800m	1600m	1400m	1200m	1000m	800m	600m	400m	200m	WP	Average	
		Position in running (margin)	4(4.3)	4(4.1)	4(3.8)	4(4.3)	5(4.2)	6(4.1)	6(6.0)	6(5.9)	7(5.7)	7(6.7)	7(7.9)		8.60
		Sectional time (s)	15.94	15.88	16.60	16.06	14.80	14.80	14.94	14.92	14.88	14.36	13.98		
		Cumulative time (s)	167.16	151.22	135.34	118.74	102.68	87.88	73.08	58.14	43.22	28.34	13.98	3:15.89	
		Speed (m/s)	12.55	12.59	12.05	12.45	13.51	13.51	13.39	13.40	13.44	13.93	14.31	13.27	
		Stride length (m)	6.56	6.68	6.44	6.62	6.94	7.14	6.85	6.95	6.94	6.87	7.02	6.87	
		Stride duration (s)	0.523	0.530	0.535	0.531	0.513	0.528	0.512	0.518	0.516	0.493	0.491	0.517	
		Stride efficiency (%)	67.26	69.74	64.88	68.42	75.19	79.61	73.42	75.46	75.24	73.85	76.92	73.66	
		Stride count	30.49	29.94	31.04	30.22	28.83	28.02	29.18	28.78	28.82	29.09	28.51	378.69	

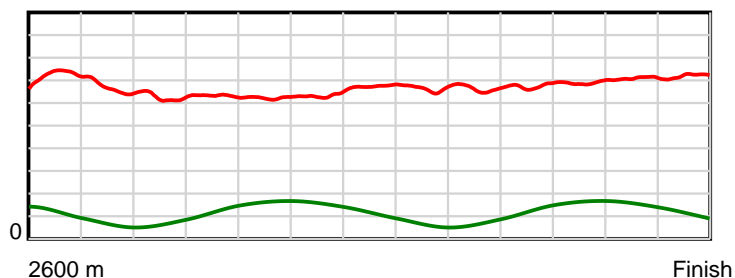
10 m Stride length



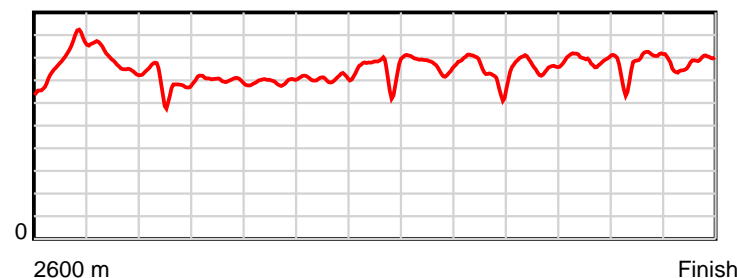
0.6 s Stride duration



20 m/sec Speed



100 % Stride efficiency



Note: Horizontal distance axis grid lines are 200m furlongs.

## Disclaimer.

HRNZ and NZMTC and Thoroughbred Ratings Pty Ltd accepts no responsibility for the completeness or accuracy of any of the information contained herein, and makes no representations about its suitability for any particular purpose. Users should make their own judgements about those matters and/or seek independent advice. You assume all risks associated with use of the data provided on this page.



# Race Results



September 13, 2024, Race 4, KAIAPOI ITM MOBILE PACE, Distance 2600m, Addington - Survey 3200m

Result	TAB no.	Horse (Barrier)	2600 to	2400m to
10th	8	Don't Tell Jen... (9)	2400m	2200m
		Position in running (margin)	-	10(8.3)
		Sectional time (s)	14.59	15.34
		Cumulative time (s)	196.93	182.34
		Speed (m/s)	13.71	13.04
		Stride length (m)	6.01	5.74
		Stride duration (s)	0.427	0.440
		Stride efficiency (%)	56.42	51.46
		Stride count	33.29	34.85

## Disclaimer.

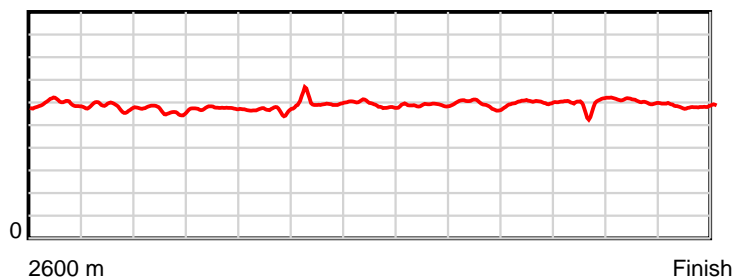
HRNZ and NZMTC and Thoroughbred Ratings Pty Ltd accepts no responsibility for the completeness or accuracy of any of the information contained herein, and makes no representations about its suitability for any particular purpose. Users should make their own judgements about those matters and/or seek independent advice. You assume all risks associated with use of the data provided on this page.

# Race Results

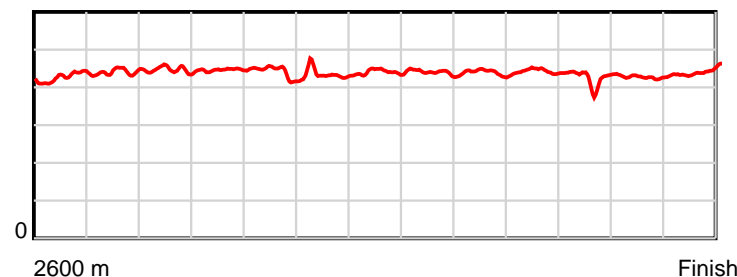
September 13, 2024, Race 4, KAIAPOI ITM MOBILE PACE, Distance 2600m, Addington - Survey 3200m

Result	TAB no.	Horse (Barrier)	2200m to	2000m to	1800m to	1600m to	1400m to	1200m to	1000m to	800m to	600m to	400m to	200m to	Total or	Margin
10th	8	Don't Tell Jen... (9)	2000m	1800m	1600m	1400m	1200m	1000m	800m	600m	400m	200m	WP	Average	
		Position in running (margin)	9(11.2)	9(11.1)	9(9.6)	9(8.2)	2(2.2)	5(3.0)	5(5.3)	5(4.5)	4(2.6)	4(3.3)	5(6.1)		14.30
		Sectional time (s)	15.95	15.69	16.28	15.06	14.95	14.89	14.81	14.63	14.84	14.64	15.26		
		Cumulative time (s)	167.00	151.05	135.36	119.08	104.02	89.07	74.18	59.37	44.74	29.90	15.26	3:16.93	
		Speed (m/s)	12.54	12.75	12.29	13.28	13.38	13.43	13.50	13.67	13.48	13.66	13.11	13.20	
		Stride length (m)	5.59	5.68	5.42	5.75	5.90	5.90	5.93	6.05	5.72	5.83	5.80	5.79	
		Stride duration (s)	0.446	0.446	0.441	0.433	0.441	0.439	0.439	0.443	0.424	0.427	0.443	0.439	
		Stride efficiency (%)	48.90	50.41	45.85	51.60	54.40	54.45	55.01	57.21	51.12	53.16	52.65	52.38	
		Stride count	35.75	35.21	36.92	34.80	33.90	33.88	33.71	33.06	34.97	34.29	34.46	449.09	

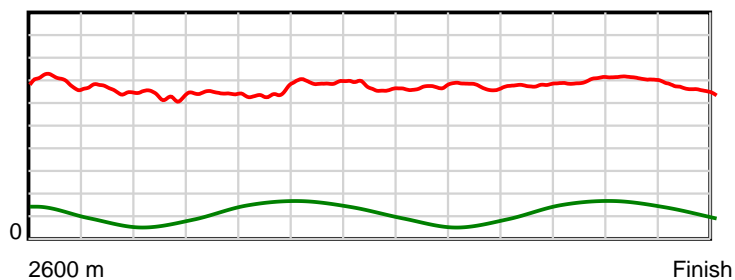
10 m Stride length



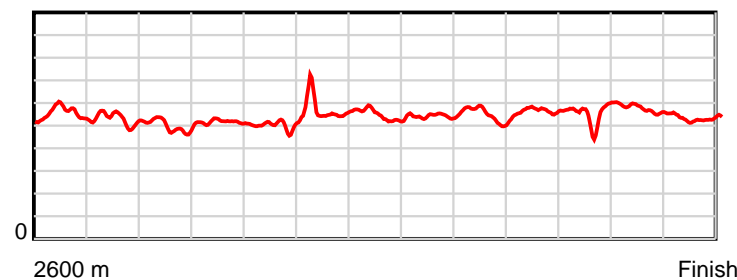
0.6 s Stride duration



20 m/sec Speed



100 % Stride efficiency



Note: Horizontal distance axis grid lines are 200m furlongs.

**Disclaimer.**

HRNZ and NZMTC and Thoroughbred Ratings Pty Ltd accepts no responsibility for the completeness or accuracy of any of the information contained herein, and makes no representations about its suitability for any particular purpose. Users should make their own judgements about those matters and/or seek independent advice. You assume all risks associated with use of the data provided on this page.



# Race Results



September 13, 2024, Race 4, KAIAPOI ITM MOBILE PACE, Distance 2600m, Addington - Survey 3200m

Result	TAB no.	Horse (Barrier)	2600 to	2400m to
11th	5	<b>Hoo Haa (6)</b>	<b>2400m</b>	<b>2200m</b>
		Position in running (margin)	-	8(6.6)
		Sectional time (s)	14.45	15.97
		Cumulative time (s)	197.58	183.13
		Speed (m/s)	13.84	12.52
		Stride length (m)	6.10	5.60
		Stride duration (s)	0.428	0.447
		Stride efficiency (%)	58.20	49.06
		Stride count	32.77	35.69

#### Disclaimer.

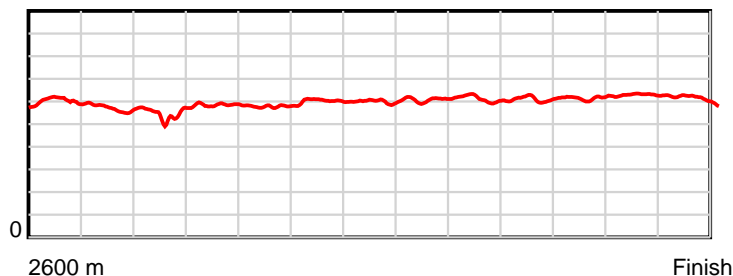
HRNZ and NZMTC and Thoroughbred Ratings Pty Ltd accepts no responsibility for the completeness or accuracy of any of the information contained herein, and makes no representations about its suitability for any particular purpose. Users should make their own judgements about those matters and/or seek independent advice. You assume all risks associated with use of the data provided on this page.

# Race Results

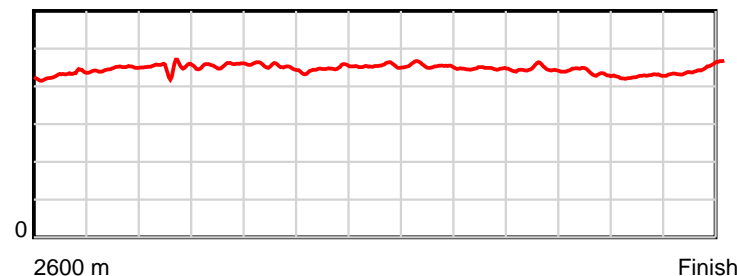
September 13, 2024, Race 4, KAIAPOI ITM MOBILE PACE, Distance 2600m, Addington - Survey 3200m

Result	TAB no.	Horse (Barrier)	2200m to	2000m to	1800m to	1600m to	1400m to	1200m to	1000m to	800m to	600m to	400m to	200m to	Total or	Margin
11th	5	<b>Hoo Haa (6)</b>	<b>2000m</b>	<b>1800m</b>	<b>1600m</b>	<b>1400m</b>	<b>1200m</b>	<b>1000m</b>	<b>800m</b>	<b>600m</b>	<b>400m</b>	<b>200m</b>	<b>WP</b>	<b>Average</b>	
		Position in running (margin)	11(13.3)	12(18.4)	12(16.3)	12(14.7)	12(10.2)	12(11.8)	12(15.2)	12(13.7)	12(11.9)	12(12.2)	12(13.0)		17.80
		Sectional time (s)	16.82	15.59	16.25	15.30	15.10	15.05	14.71	14.65	14.77	14.29	14.63		
		Cumulative time (s)	167.16	150.34	134.75	118.50	103.20	88.10	73.05	58.34	43.69	28.92	14.63	3:17.58	
		Speed (m/s)	11.89	12.83	12.31	13.07	13.25	13.29	13.60	13.65	13.54	14.00	13.67	13.16	
		Stride length (m)	5.37	5.84	5.57	5.84	6.01	6.04	6.07	6.09	5.90	5.99	6.14	5.88	
		Stride duration (s)	0.451	0.455	0.453	0.447	0.454	0.455	0.446	0.446	0.436	0.428	0.449	0.447	
		Stride efficiency (%)	44.99	53.32	48.56	53.36	56.46	57.07	57.57	57.88	54.35	56.06	58.87	54.04	
		Stride count	37.27	34.24	35.88	34.23	33.27	33.09	32.95	32.86	33.91	33.39	32.58	442.13	

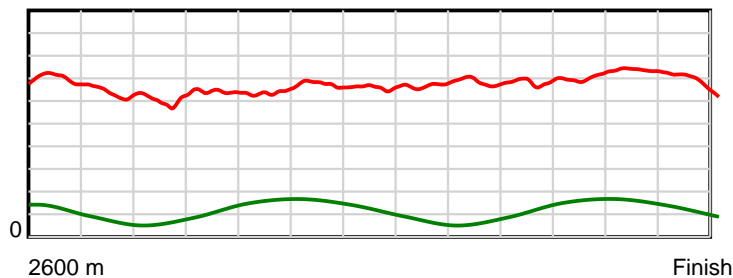
10 m Stride length



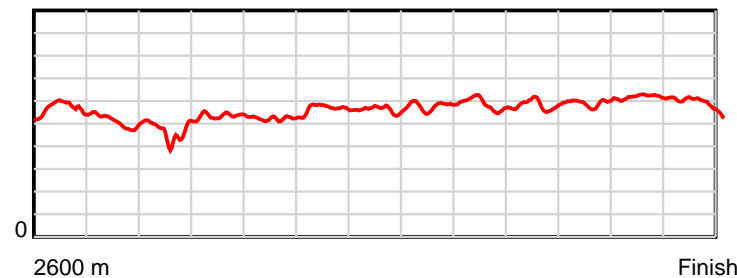
0.6 s Stride duration



20 m/sec Speed



100 % Stride efficiency



Note: Horizontal distance axis grid lines are 200m furlongs.

## Disclaimer.

HRNZ and NZMTC and Thoroughbred Ratings Pty Ltd accepts no responsibility for the completeness or accuracy of any of the information contained herein, and makes no representations about its suitability for any particular purpose. Users should make their own judgements about those matters and/or seek independent advice. You assume all risks associated with use of the data provided on this page.



# Race Results



September 13, 2024, Race 4, KAIAPOI ITM MOBILE PACE, Distance 2600m, Addington - Survey 3200m

Result	TAB no.	Horse (Barrier)	2600 to	2400m to
12th	3	<b>Lord Mudrick (4)</b>	<b>2400m</b>	<b>2200m</b>
		Position in running (margin)	-	2(2.2)
		Sectional time (s)	13.50	15.15
		Cumulative time (s)	198.38	184.88
		Speed (m/s)	14.81	13.20
		Stride length (m)	6.39	6.05
		Stride duration (s)	0.428	0.458
		Stride efficiency (%)	63.88	57.20
		Stride count	31.28	33.06

#### Disclaimer.

HRNZ and NZMTC and Thoroughbred Ratings Pty Ltd accepts no responsibility for the completeness or accuracy of any of the information contained herein, and makes no representations about its suitability for any particular purpose. Users should make their own judgements about those matters and/or seek independent advice. You assume all risks associated with use of the data provided on this page.

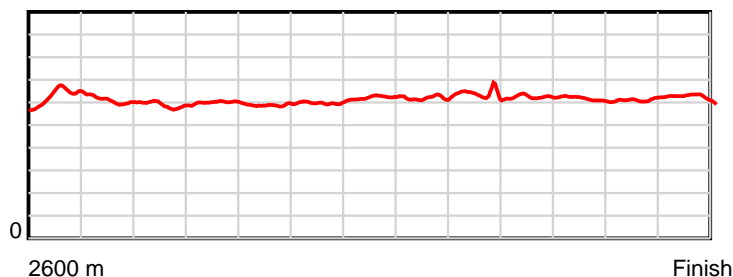


# Race Results

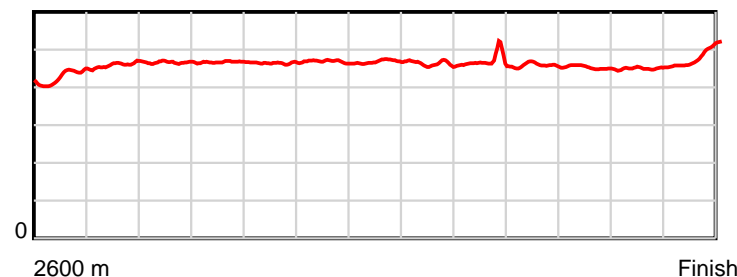
September 13, 2024, Race 4, KAIAPOI ITM MOBILE PACE, Distance 2600m, Addington - Survey 3200m

Result	TAB no.	Horse (Barrier)	2200m to	2000m to	1800m to	1600m to	1400m to	1200m to	1000m to	800m to	600m to	400m to	200m to	Total or	Margin
12th	3	<b>Lord Mudrick (4)</b>	<b>2000m</b>	<b>1800m</b>	<b>1600m</b>	<b>1400m</b>	<b>1200m</b>	<b>1000m</b>	<b>800m</b>	<b>600m</b>	<b>400m</b>	<b>200m</b>	<b>WP</b>	<b>Average</b>	
		Position in running (margin)	3(4.0)	3(3.6)	3(2.4)	3(2.2)	4(2.9)	7(4.7)	7(7.2)	7(6.6)	6(4.6)	6(6.6)	11(12.1)		22.10
		Sectional time (s)	15.92	15.73	16.48	16.18	15.12	14.91	14.83	14.62	15.06	15.09	15.79		
		Cumulative time (s)	169.73	153.81	138.08	121.60	105.42	90.30	75.39	60.56	45.94	30.88	15.79	3:18.38	
		Speed (m/s)	12.56	12.71	12.14	12.36	13.23	13.41	13.49	13.68	13.28	13.25	12.67	13.11	
		Stride length (m)	5.86	5.93	5.64	5.79	6.19	6.20	6.29	6.27	6.00	5.98	6.17	6.05	
		Stride duration (s)	0.466	0.467	0.464	0.468	0.468	0.462	0.466	0.458	0.452	0.451	0.487	0.462	
		Stride efficiency (%)	53.57	55.03	49.64	52.39	59.94	60.02	61.81	61.43	56.28	55.91	59.55	57.22	
		Stride count	34.16	33.70	35.49	34.54	32.29	32.27	31.80	31.90	33.33	33.44	32.40	429.66	

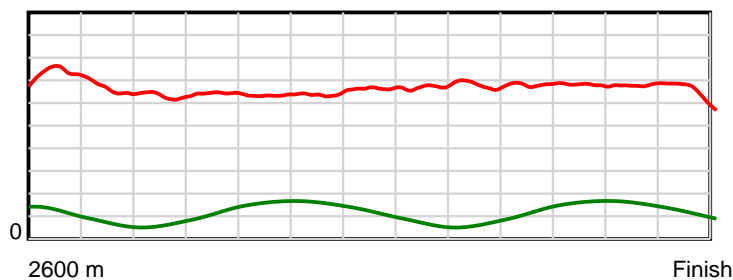
10 m Stride length



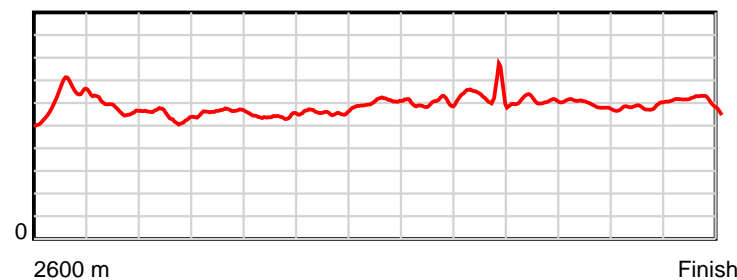
0.6 s Stride duration



20 m/sec Speed



100 % Stride efficiency



Note: Horizontal distance axis grid lines are 200m furlongs.

## Disclaimer.

HRNZ and NZMTC and Thoroughbred Ratings Pty Ltd accepts no responsibility for the completeness or accuracy of any of the information contained herein, and makes no representations about its suitability for any particular purpose. Users should make their own judgements about those matters and/or seek independent advice. You assume all risks associated with use of the data provided on this page.