



Race Results

NZ Metropolitan Trotting Club Inc, HRNZ, September 13, 2024

Compilation date: September 13, 2024, 7:33:49 PM (NZST)

Copyright © 2024 HRNZ and NZMTC. All rights reserved.

Trademarks.

StrideMASTER is a registered trademark of Thoroughbred Ratings Pty Ltd.

Disclaimer.

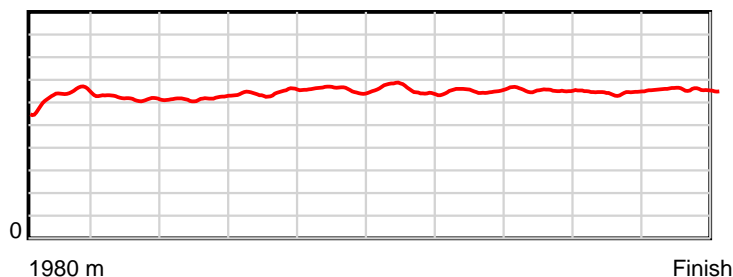
HRNZ and NZMTC and Thoroughbred Ratings Pty Ltd accepts no responsibility for the completeness or accuracy of any of the information contained herein, and makes no representations about its suitability for any particular purpose. Users should make their own judgements about those matters and/or seek independent advice. You assume all risks associated with use of the data provided on this page.

Race Results

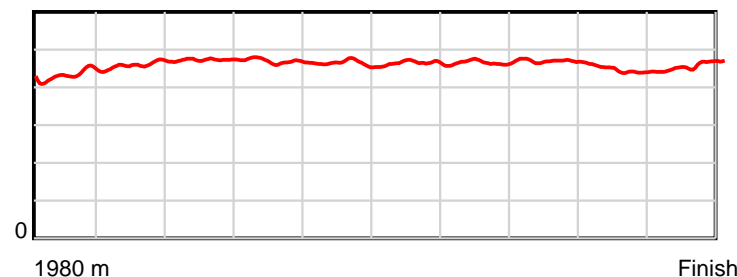
September 13, 2024, Race 5, WOODLANDS STUD SIRES' STAKES 'HARNESS 7000' (MOB PACE), Distance 1980m, Addington - Survey 1980m

Result	TAB no.	Horse (Barrier)	1980 to	1800m to	1600m to	1400m to	1200m to	1000m to	800m to	600m to	400m to	200m to	Total or	Margin
1st	5	Bronson (5)	1800m	1600m	1400m	1200m	1000m	800m	600m	400m	200m	WP	Average	
		Position in running (margin)	-	3(2.9)	6(6.3)	6(5.2)	6(4.8)	6(5.3)	6(4.6)	6(3.6)	6(3.1)	3(0.9)		0.00
		Sectional time (s)	12.67	15.16	15.84	14.61	14.15	14.03	14.30	14.70	14.52	13.88		
		Cumulative time (s)	143.86	131.19	116.03	100.19	85.58	71.43	57.40	43.10	28.40	13.88	2:23.86	
		Speed (m/s)	14.21	13.19	12.63	13.69	14.13	14.26	13.99	13.61	13.77	14.41	13.76	
		Stride length (m)	6.24	6.07	5.97	6.43	6.55	6.62	6.53	6.38	6.13	6.63	6.35	
		Stride duration (s)	0.433	0.460	0.473	0.470	0.464	0.464	0.467	0.469	0.445	0.460	0.461	
		Stride efficiency (%)	60.86	57.57	55.67	64.56	67.06	68.39	66.62	63.62	58.69	68.65	62.95	
		Stride count	28.84	32.95	33.51	31.12	30.53	30.23	30.63	31.34	32.64	30.17	311.96	

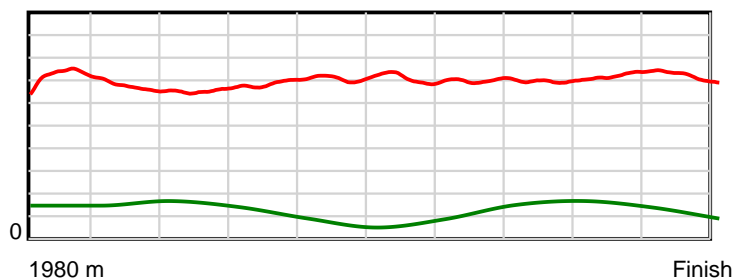
10 m Stride length



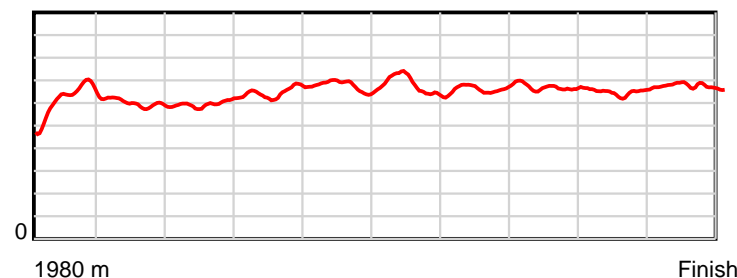
0.6 s Stride duration



20 m/sec Speed



100 % Stride efficiency



Note: Horizontal distance axis grid lines are 200m furlongs.

Disclaimer.

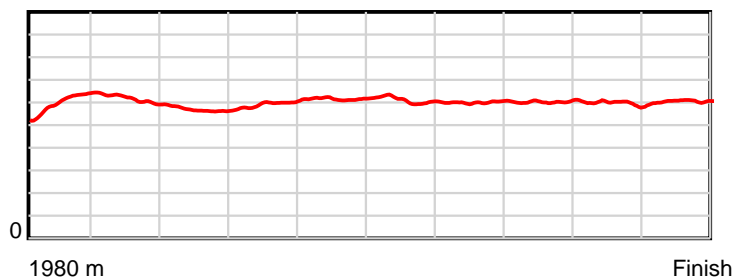
HRNZ and NZMTC and Thoroughbred Ratings Pty Ltd accepts no responsibility for the completeness or accuracy of any of the information contained herein, and makes no representations about its suitability for any particular purpose. Users should make their own judgements about those matters and/or seek independent advice. You assume all risks associated with use of the data provided on this page.

Race Results

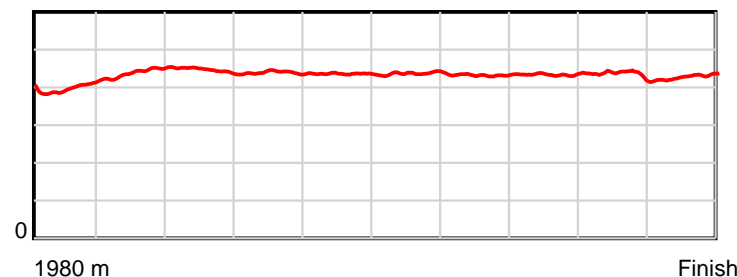
September 13, 2024, Race 5, WOODLANDS STUD SIRES' STAKES 'HARNESS 7000' (MOB PACE), Distance 1980m, Addington - Survey 1980m

Result	TAB no.	Horse (Barrier)	1980 to	1800m to	1600m to	1400m to	1200m to	1000m to	800m to	600m to	400m to	200m to	Total or	Margin
2nd	9	Spirit Of Anar... (9)	1800m	1600m	1400m	1200m	1000m	800m	600m	400m	200m	WP	Average	
		Position in running (margin)	-	1(0.0)	1(0.0)	2(1.3)	3(1.9)	3(1.7)	3(1.6)	3(1.2)	3(0.7)	4(1.1)		1.10
		Sectional time (s)	12.14	14.60	16.24	14.80	14.02	14.13	14.41	14.69	14.96	14.08		
		Cumulative time (s)	144.07	131.93	117.33	101.09	86.29	72.27	58.14	43.73	29.04	14.08	2:24.07	
		Speed (m/s)	14.83	13.70	12.32	13.51	14.27	14.15	13.88	13.61	13.37	14.20	13.74	
		Stride length (m)	5.92	6.02	5.49	5.94	6.21	6.19	6.00	5.90	5.80	6.09	5.95	
		Stride duration (s)	0.397	0.440	0.445	0.439	0.435	0.437	0.432	0.434	0.434	0.429	0.433	
		Stride efficiency (%)	54.81	56.72	47.02	55.11	60.22	59.89	56.19	54.48	52.61	58.01	55.32	
		Stride count	30.39	33.20	36.46	33.68	32.22	32.31	33.35	33.87	34.47	32.83	332.78	

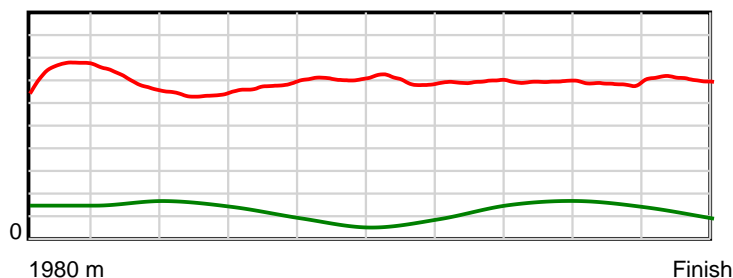
10 m Stride length



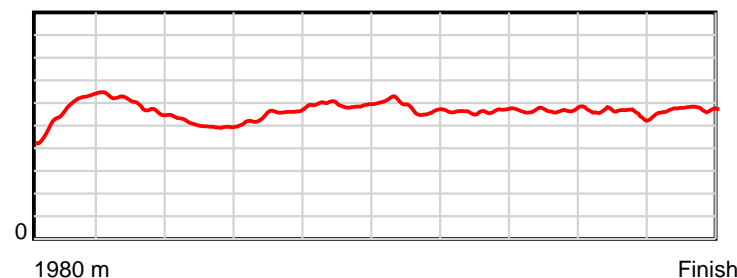
0.6 s Stride duration



20 m/sec Speed



100 % Stride efficiency



Note: Horizontal distance axis grid lines are 200m furlongs.

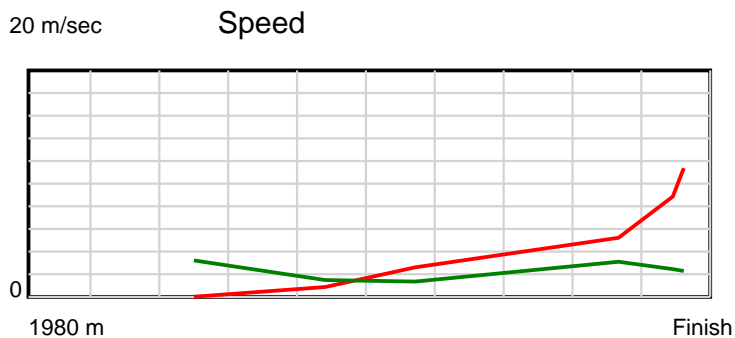
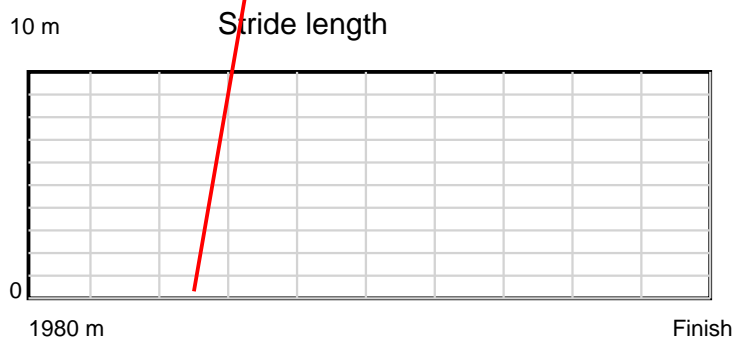
Disclaimer.

HRNZ and NZMTC and Thoroughbred Ratings Pty Ltd accepts no responsibility for the completeness or accuracy of any of the information contained herein, and makes no representations about its suitability for any particular purpose. Users should make their own judgements about those matters and/or seek independent advice. You assume all risks associated with use of the data provided on this page.

Race Results

September 13, 2024, Race 5, WOODLANDS STUD SIRES' STAKES 'HARNESS 7000' (MOB PACE), Distance 1980m, Addington - Survey 1980m

Result	TAB no.	Horse (Barrier)	1980 to	1800m to	1600m to	1400m to	1200m to	1000m to	800m to	600m to	400m to	200m to	Total or	Margin
3rd	8	Miki's Courage (8)	1800m	1600m	1400m	1200m	1000m	800m	600m	400m	200m	WP	Average	
		Position in running (margin)	-	8(5.8)	5(6.1)	1(0.0)	1(0.0)	1(0.0)	1(0.0)	1(0.0)	1(0.0)	1(0.0)		2.30
		Sectional time (s)	13.01	14.65	15.01	14.69	14.06	14.15	14.47	14.77	14.89	14.60		
		Cumulative time (s)	144.30	131.29	116.64	101.63	86.94	72.88	58.73	44.26	29.49	14.60	2:24.30	
		Speed (m/s)	13.84	13.65	13.32	13.61	14.22	14.13	13.82	13.54	13.43	13.70	13.72	
		Stride length (m)	0.00	0.00	911.26	529.63	432.47	331.04	256.81	251.57	331.80	57.86	271.60	
		Stride duration (s)	0.000	0.000	68.367	38.905	30.394	23.428	18.585	18.585	24.701	4.222	19.794	
		Stride efficiency (%)	0.00	0.00	1297614.38	438345.72	292258.00	171252.25	103059.12	98899.38	172037.36	5231.34	115275.97	
		Stride count	0.00	0.00	0.22	0.38	0.46	0.60	0.78	0.79	0.60	3.46	7.29	



Note: Horizontal distance axis grid lines are 200m furlongs.

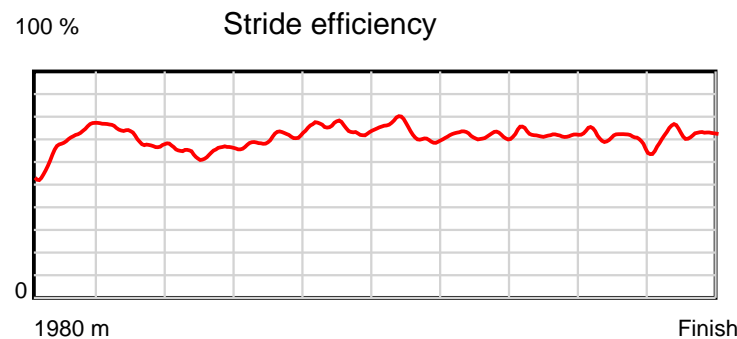
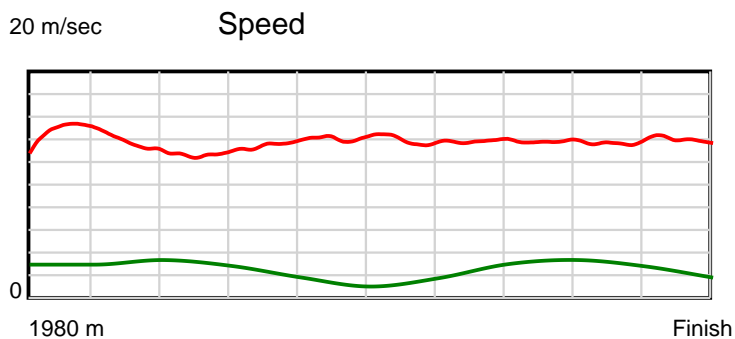
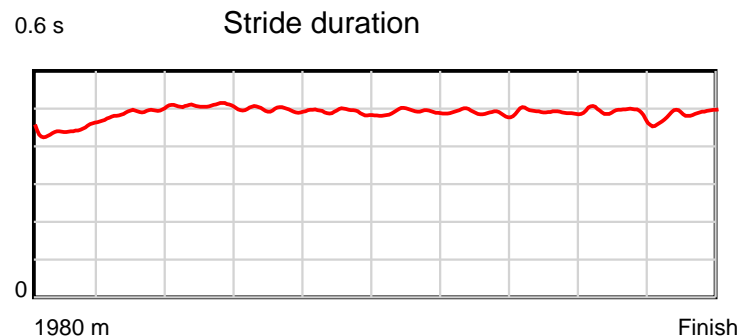
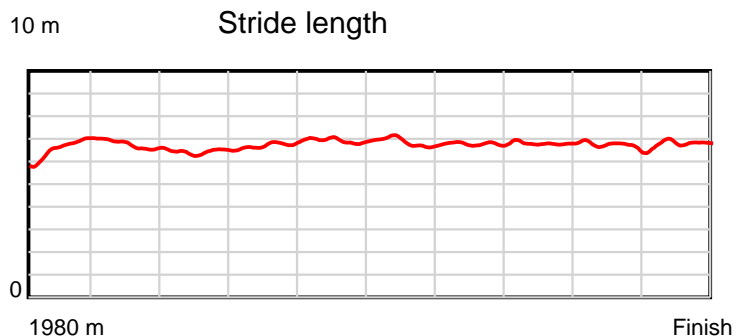
Disclaimer.

HRNZ and NZMTC and Thoroughbred Ratings Pty Ltd accepts no responsibility for the completeness or accuracy of any of the information contained herein, and makes no representations about its suitability for any particular purpose. Users should make their own judgements about those matters and/or seek independent advice. You assume all risks associated with use of the data provided on this page.

Race Results

September 13, 2024, Race 5, WOODLANDS STUD SIRES' STAKES 'HARNESS 7000' (MOB PACE), Distance 1980m, Addington - Survey 1980m

Result	TAB no.	Horse (Barrier)	1980 to	1800m to	1600m to	1400m to	1200m to	1000m to	800m to	600m to	400m to	200m to	Total or	Margin
4th	4	Munroe's Mate (4)	1800m	1600m	1400m	1200m	1000m	800m	600m	400m	200m	WP	Average	
		Position in running (margin)	-	2(0.3)	2(1.5)	3(3.2)	5(3.5)	5(4.1)	5(3.2)	5(2.8)	5(1.9)	7(2.8)		3.30
		Sectional time (s)	12.10	14.80	16.29	14.74	14.17	13.99	14.41	14.63	15.05	14.29		
		Cumulative time (s)	144.47	132.37	117.57	101.28	86.54	72.37	58.38	43.97	29.34	14.29	2:24.47	
		Speed (m/s)	14.88	13.51	12.28	13.57	14.11	14.30	13.88	13.67	13.29	14.00	13.71	
		Stride length (m)	6.60	6.63	6.22	6.75	6.92	7.03	6.79	6.73	6.49	6.84	6.69	
		Stride duration (s)	0.443	0.491	0.507	0.498	0.490	0.492	0.489	0.492	0.488	0.489	0.488	
		Stride efficiency (%)	68.10	68.76	60.44	71.27	74.87	77.33	71.99	70.76	65.88	73.06	70.04	
		Stride count	27.27	30.15	32.16	29.61	28.89	28.43	29.47	29.72	30.80	29.25	295.75	



Note: Horizontal distance axis grid lines are 200m furlongs.

Disclaimer.

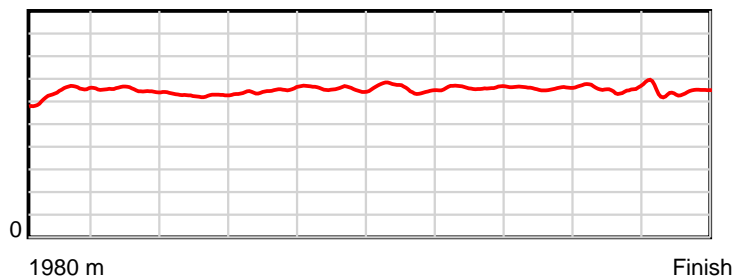
HRNZ and NZMTC and Thoroughbred Ratings Pty Ltd accepts no responsibility for the completeness or accuracy of any of the information contained herein, and makes no representations about its suitability for any particular purpose. Users should make their own judgements about those matters and/or seek independent advice. You assume all risks associated with use of the data provided on this page.

Race Results

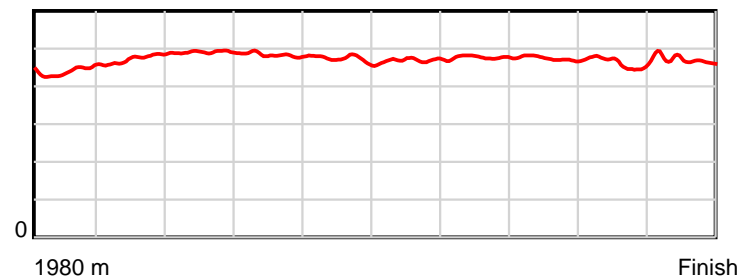
September 13, 2024, Race 5, WOODLANDS STUD SIRES' STAKES 'HARNESS 7000' (MOB PACE), Distance 1980m, Addington - Survey 1980m

Result	TAB no.	Horse (Barrier)	1980 to	1800m to	1600m to	1400m to	1200m to	1000m to	800m to	600m to	400m to	200m to	Total or	Margin
5th	2	The Mantis (2)	1800m	1600m	1400m	1200m	1000m	800m	600m	400m	200m	WP	Average	
		Position in running (margin)	-	5(3.1)	4(5.2)	5(5.1)	7(6.1)	7(6.8)	7(6.0)	7(5.6)	7(5.0)	6(2.5)		4.50
		Sectional time (s)	12.53	14.96	16.00	14.85	14.18	14.03	14.41	14.68	14.47	14.59		
		Cumulative time (s)	144.70	132.17	117.21	101.21	86.36	72.18	58.15	43.74	29.06	14.59	2:24.70	
		Speed (m/s)	14.37	13.37	12.50	13.47	14.10	14.26	13.88	13.62	13.82	13.71	13.68	
		Stride length (m)	6.35	6.33	6.13	6.51	6.66	6.69	6.61	6.45	6.41	6.42	6.45	
		Stride duration (s)	0.440	0.474	0.490	0.483	0.472	0.469	0.476	0.473	0.464	0.469	0.472	
		Stride efficiency (%)	63.07	62.70	58.66	66.22	69.26	69.97	68.36	65.03	64.24	64.47	65.10	
		Stride count	28.33	31.57	32.64	30.72	30.04	29.89	30.24	31.00	31.19	31.14	306.76	

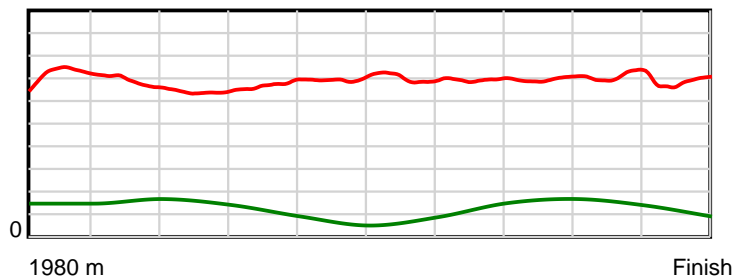
10 m Stride length



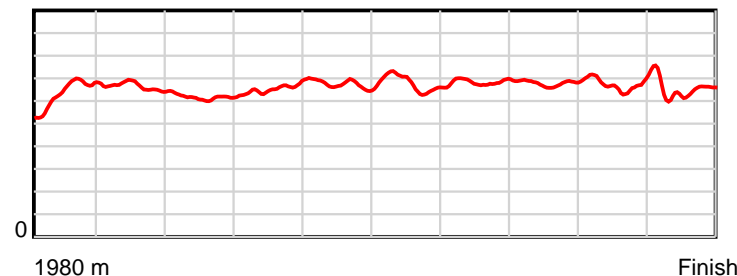
0.6 s Stride duration



20 m/sec Speed



100 % Stride efficiency



Note: Horizontal distance axis grid lines are 200m furlongs.

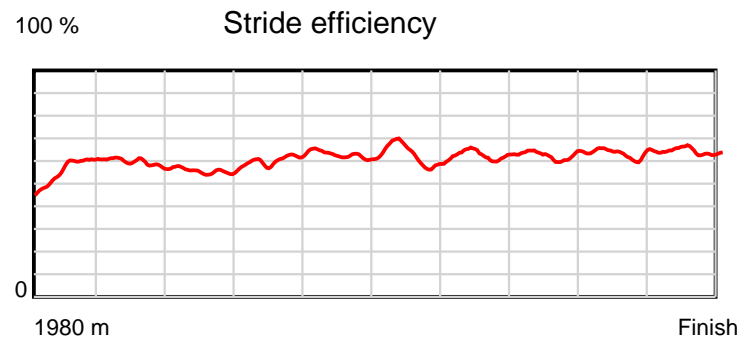
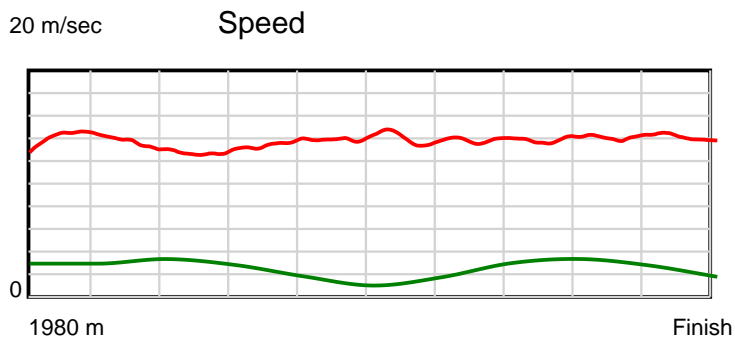
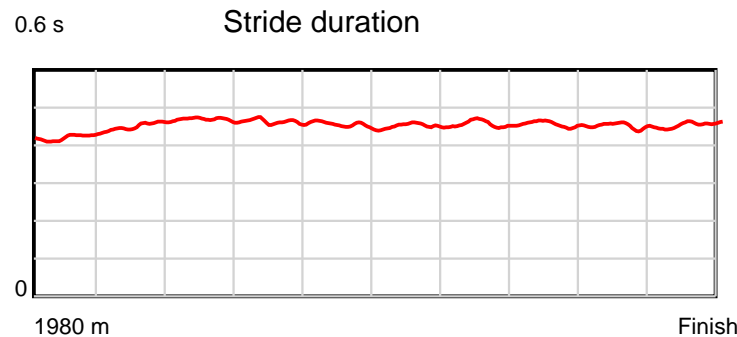
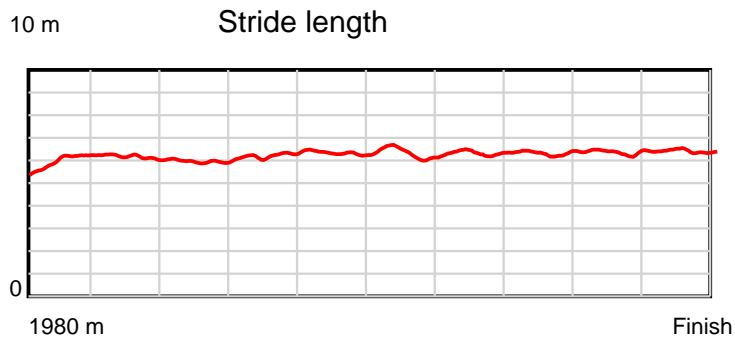
Disclaimer.

HRNZ and NZMTC and Thoroughbred Ratings Pty Ltd accepts no responsibility for the completeness or accuracy of any of the information contained herein, and makes no representations about its suitability for any particular purpose. Users should make their own judgements about those matters and/or seek independent advice. You assume all risks associated with use of the data provided on this page.

Race Results

September 13, 2024, Race 5, WOODLANDS STUD SIRES' STAKES 'HARNESS 7000' (MOB PACE), Distance 1980m, Addington - Survey 1980m

Result	TAB no.	Horse (Barrier)	1980 to	1800m to	1600m to	1400m to	1200m to	1000m to	800m to	600m to	400m to	200m to	Total or	Margin
6th	1	Revolution (1)	1800m	1600m	1400m	1200m	1000m	800m	600m	400m	200m	WP	Average	
		Position in running (margin)	-	6(4.4)	7(8.0)	7(7.5)	9(7.9)	9(8.6)	9(7.9)	9(7.0)	10(7.9)	10(5.9)		5.20
		Sectional time (s)	12.79	15.19	15.94	14.76	14.17	14.04	14.31	14.94	14.55	14.13		
		Cumulative time (s)	144.82	132.03	116.84	100.90	86.14	71.97	57.93	43.62	28.68	14.13	2:24.82	
		Speed (m/s)	14.08	13.17	12.55	13.55	14.11	14.25	13.98	13.39	13.75	14.15	13.67	
		Stride length (m)	5.99	5.95	5.87	6.26	6.40	6.44	6.37	6.11	6.20	6.45	6.20	
		Stride duration (s)	0.421	0.452	0.468	0.462	0.453	0.452	0.456	0.456	0.451	0.456	0.453	
		Stride efficiency (%)	56.03	55.26	53.92	61.26	64.03	64.80	63.47	58.25	60.08	65.06	60.06	
		Stride count	30.06	33.63	34.05	31.94	31.24	31.06	31.38	32.76	32.25	31.00	319.37	



Note: Horizontal distance axis grid lines are 200m furlongs.

Disclaimer.

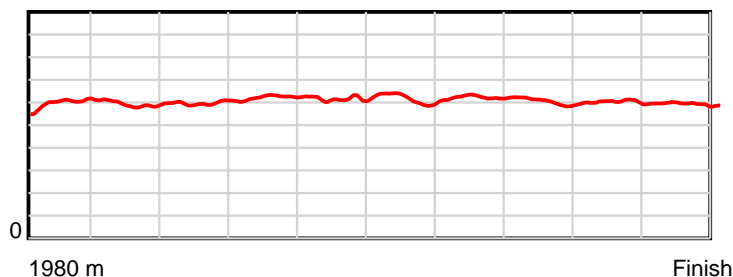
HRNZ and NZMTC and Thoroughbred Ratings Pty Ltd accepts no responsibility for the completeness or accuracy of any of the information contained herein, and makes no representations about its suitability for any particular purpose. Users should make their own judgements about those matters and/or seek independent advice. You assume all risks associated with use of the data provided on this page.

Race Results

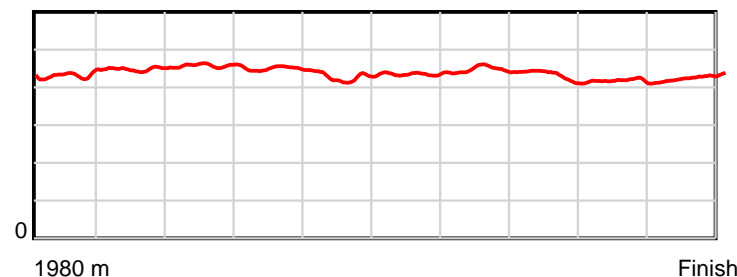
September 13, 2024, Race 5, WOODLANDS STUD SIRES' STAKES 'HARNESS 7000' (MOB PACE), Distance 1980m, Addington - Survey 1980m

Result	TAB no.	Horse (Barrier)	1980 to	1800m to	1600m to	1400m to	1200m to	1000m to	800m to	600m to	400m to	200m to	Total or	Margin
7th	6	Kotare Kelso (6)	1800m	1600m	1400m	1200m	1000m	800m	600m	400m	200m	WP	Average	
		Position in running (margin)	-	9(6.4)	10(12.3)	10(11.6)	10(9.8)	10(9.4)	10(8.8)	10(7.8)	9(7.1)	8(4.7)		5.80
		Sectional time (s)	13.20	15.59	15.90	14.38	13.99	14.06	14.32	14.65	14.48	14.36		
		Cumulative time (s)	144.93	131.73	116.14	100.24	85.86	71.87	57.81	43.49	28.84	14.36	2:24.93	
		Speed (m/s)	13.64	12.83	12.58	13.91	14.30	14.22	13.97	13.65	13.81	13.93	13.66	
		Stride length (m)	5.95	5.75	5.76	6.24	6.11	6.19	6.25	5.86	5.76	5.95	5.98	
		Stride duration (s)	0.432	0.448	0.458	0.449	0.428	0.435	0.447	0.430	0.417	0.427	0.437	
		Stride efficiency (%)	55.32	51.72	51.78	60.91	58.38	59.84	60.96	53.74	51.79	55.30	55.81	
		Stride count	30.25	34.77	34.74	32.03	32.72	32.32	32.02	34.11	34.74	33.62	331.32	

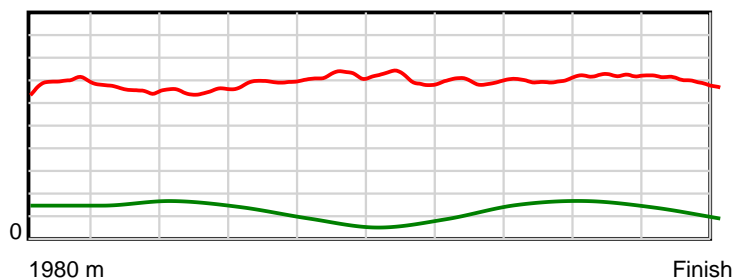
10 m Stride length



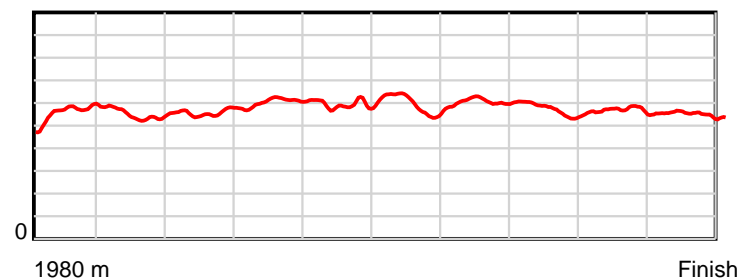
0.6 s Stride duration



20 m/sec Speed



100 % Stride efficiency



Note: Horizontal distance axis grid lines are 200m furlongs.

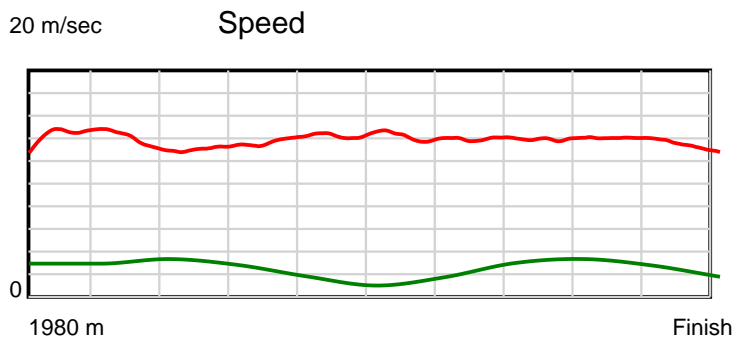
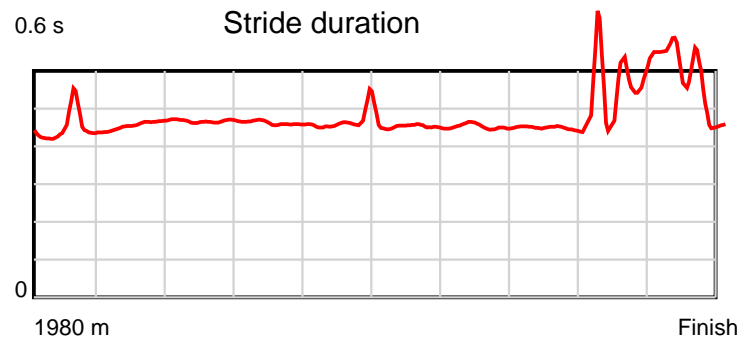
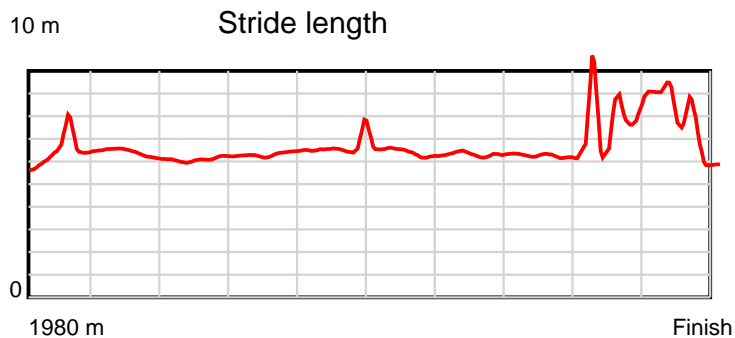
Disclaimer.

HRNZ and NZMTC and Thoroughbred Ratings Pty Ltd accepts no responsibility for the completeness or accuracy of any of the information contained herein, and makes no representations about its suitability for any particular purpose. Users should make their own judgements about those matters and/or seek independent advice. You assume all risks associated with use of the data provided on this page.

Race Results

September 13, 2024, Race 5, WOODLANDS STUD SIRES' STAKES 'HARNESS 7000' (MOB PACE), Distance 1980m, Addington - Survey 1980m

Result	TAB no.	Horse (Barrier)	1980 to	1800m to	1600m to	1400m to	1200m to	1000m to	800m to	600m to	400m to	200m to	Total or	Margin
8th	7	I'm Rockin (7)	1800m	1600m	1400m	1200m	1000m	800m	600m	400m	200m	WP	Average	
		Position in running (margin)	-	4(3.0)	3(4.1)	4(3.6)	4(2.7)	4(3.7)	4(2.7)	4(2.0)	4(1.6)	5(2.2)		7.00
		Sectional time (s)	12.48	14.78	15.94	14.54	14.22	13.99	14.36	14.70	15.00	15.16		
		Cumulative time (s)	145.17	132.69	117.91	101.97	87.43	73.21	59.22	44.86	30.16	15.16	2:25.17	
		Speed (m/s)	14.43	13.53	12.55	13.76	14.06	14.30	13.93	13.61	13.33	13.19	13.64	
		Stride length (m)	6.32	6.19	5.85	6.35	6.48	6.45	6.30	6.09	6.54	6.71	6.32	
		Stride duration (s)	0.442	0.457	0.466	0.461	0.461	0.451	0.453	0.448	0.490	0.509	0.463	
		Stride efficiency (%)	62.45	59.84	53.50	62.92	65.62	64.99	62.09	58.04	66.83	70.42	62.42	
		Stride count	28.47	32.32	34.18	31.52	30.86	31.01	31.73	32.82	30.58	29.79	313.28	



Note: Horizontal distance axis grid lines are 200m furlongs.

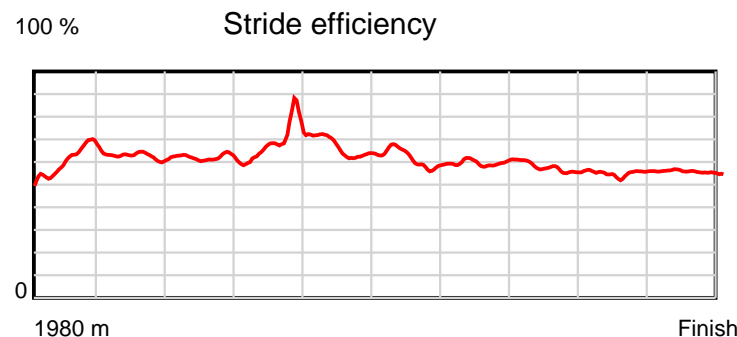
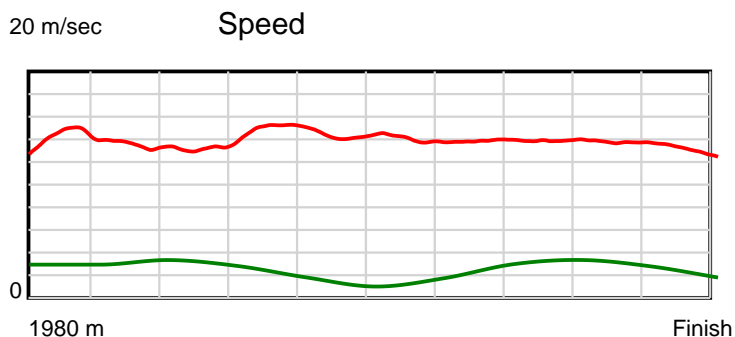
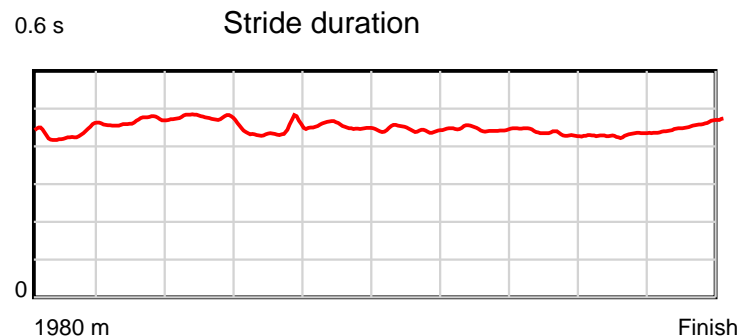
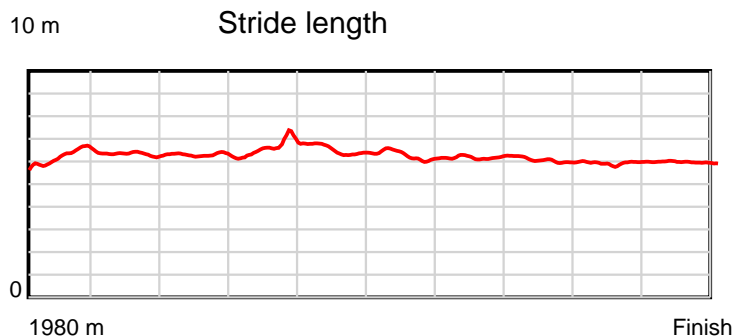
Disclaimer.

HRNZ and NZMTC and Thoroughbred Ratings Pty Ltd accepts no responsibility for the completeness or accuracy of any of the information contained herein, and makes no representations about its suitability for any particular purpose. Users should make their own judgements about those matters and/or seek independent advice. You assume all risks associated with use of the data provided on this page.

Race Results

September 13, 2024, Race 5, WOODLANDS STUD SIRES' STAKES 'HARNESS 7000' (MOB PACE), Distance 1980m, Addington - Survey 1980m

Result	TAB no.	Horse (Barrier)	1980 to	1800m to	1600m to	1400m to	1200m to	1000m to	800m to	600m to	400m to	200m to	Total or	Margin
9th	10	Trump Card (10)	1800m	1600m	1400m	1200m	1000m	800m	600m	400m	200m	WP	Average	
		Position in running (margin)	-	10(6.7)	9(10.6)	9(9.2)	2(0.9)	2(1.1)	2(0.9)	2(0.4)	2(0.0)	2(0.7)		7.10
		Sectional time (s)	13.13	15.25	15.79	13.31	14.09	14.12	14.39	14.71	14.99	15.40		
		Cumulative time (s)	145.18	132.05	116.80	101.01	87.70	73.61	59.49	45.10	30.39	15.40	2:25.18	
		Speed (m/s)	13.71	13.11	12.67	15.03	14.19	14.16	13.90	13.60	13.34	12.99	13.64	
		Stride length (m)	6.15	6.12	6.01	6.59	6.42	6.31	6.20	5.91	5.75	5.94	6.13	
		Stride duration (s)	0.434	0.467	0.475	0.439	0.452	0.445	0.446	0.435	0.431	0.457	0.449	
		Stride efficiency (%)	59.14	58.52	56.50	67.87	64.39	62.19	59.98	54.67	51.59	55.11	58.72	
		Stride count	29.26	32.68	33.26	30.35	31.16	31.70	32.28	33.81	34.81	33.68	322.99	



Note: Horizontal distance axis grid lines are 200m furlongs.

Disclaimer.

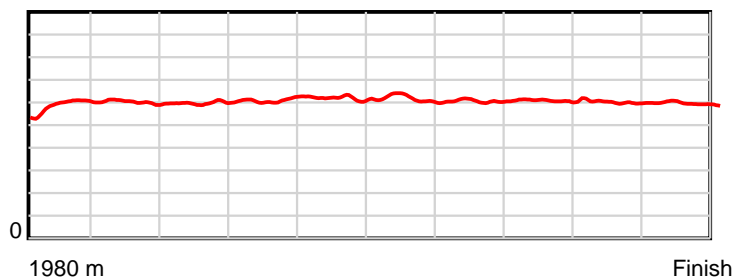
HRNZ and NZMTC and Thoroughbred Ratings Pty Ltd accepts no responsibility for the completeness or accuracy of any of the information contained herein, and makes no representations about its suitability for any particular purpose. Users should make their own judgements about those matters and/or seek independent advice. You assume all risks associated with use of the data provided on this page.

Race Results

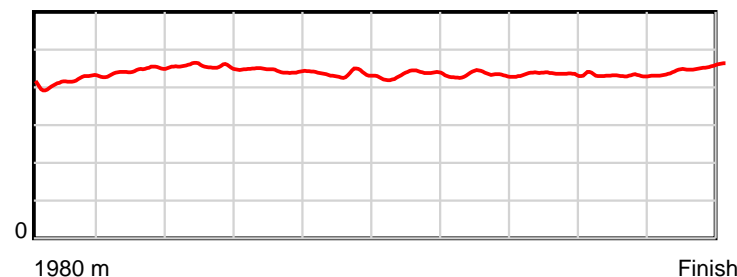
September 13, 2024, Race 5, WOODLANDS STUD SIRES' STAKES 'HARNESS 7000' (MOB PACE), Distance 1980m, Addington - Survey 1980m

Result	TAB no.	Horse (Barrier)	1980 to	1800m to	1600m to	1400m to	1200m to	1000m to	800m to	600m to	400m to	200m to	Total or	Margin
10th	3	Auntie Deb (3)	1800m	1600m	1400m	1200m	1000m	800m	600m	400m	200m	WP	Average	
		Position in running (margin)	-	7(5.0)	8(8.5)	8(7.7)	8(6.8)	8(7.7)	8(6.8)	8(5.8)	8(5.5)	9(5.6)		10.60
		Sectional time (s)	12.93	15.19	15.88	14.55	14.21	14.00	14.31	14.73	14.89	15.14		
		Cumulative time (s)	145.83	132.90	117.71	101.83	87.28	73.07	59.07	44.76	30.03	15.14	2:25.83	
		Speed (m/s)	13.93	13.17	12.59	13.75	14.07	14.29	13.98	13.58	13.43	13.21	13.58	
		Stride length (m)	5.79	5.86	5.74	6.11	6.11	6.21	6.06	5.93	5.78	5.96	5.95	
		Stride duration (s)	0.415	0.445	0.455	0.445	0.434	0.434	0.433	0.436	0.431	0.451	0.438	
		Stride efficiency (%)	52.44	53.59	51.41	58.40	58.42	60.20	57.31	54.89	52.25	55.49	55.36	
		Stride count	31.07	34.15	34.87	32.71	32.71	32.22	33.02	33.75	34.59	33.56	332.65	

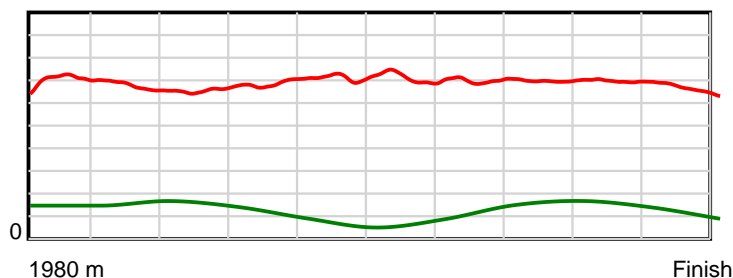
10 m Stride length



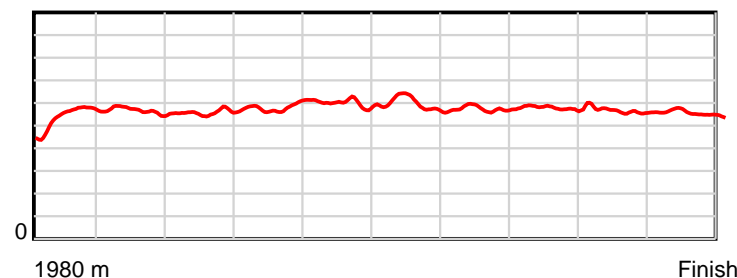
0.6 s Stride duration



20 m/sec Speed



100 % Stride efficiency



Note: Horizontal distance axis grid lines are 200m furlongs.

Disclaimer.

HRNZ and NZMTC and Thoroughbred Ratings Pty Ltd accepts no responsibility for the completeness or accuracy of any of the information contained herein, and makes no representations about its suitability for any particular purpose. Users should make their own judgements about those matters and/or seek independent advice. You assume all risks associated with use of the data provided on this page.