



## Race Results

NZ Metropolitan Trotting Club Inc, HRNZ, September 13, 2024

Compilation date: September 13, 2024, 8:03:37 PM (NZST)

Copyright © 2024 HRNZ and NZMTC. All rights reserved.

### Trademarks.

StrideMASTER is a registered trademark of Thoroughbred Ratings Pty Ltd.

### Disclaimer.

HRNZ and NZMTC and Thoroughbred Ratings Pty Ltd accepts no responsibility for the completeness or accuracy of any of the information contained herein, and makes no representations about its suitability for any particular purpose. Users should make their own judgements about those matters and/or seek independent advice. You assume all risks associated with use of the data provided on this page.



# Race Results



September 13, 2024, Race 6, DARFIELD ITM HANDICAP TROT, Distance 2600m, Addington - Survey 3200m

Result	TAB no.	Horse (Barrier)	2600 to	2400m to
1st	4	<b>Mighty Logan (4)</b>	<b>2400m</b>	<b>2200m</b>
		Position in running (margin)	-	3(5.8)
		Sectional time (s)	16.55	14.78
		Cumulative time (s)	195.50	178.95
		Speed (m/s)	12.09	13.53
		Stride length (m)	5.96	6.38
		Stride duration (s)	0.461	0.471
		Stride efficiency (%)	55.43	63.52
		Stride count	33.58	31.37

#### Disclaimer.

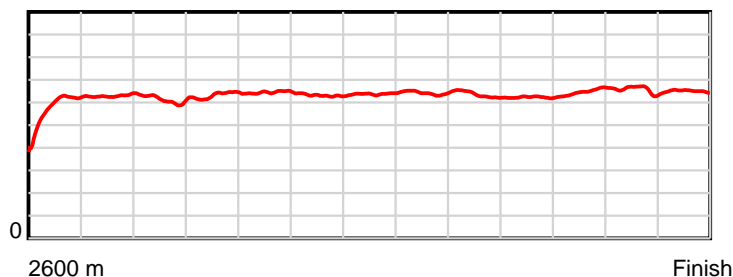
HRNZ and NZMTC and Thoroughbred Ratings Pty Ltd accepts no responsibility for the completeness or accuracy of any of the information contained herein, and makes no representations about its suitability for any particular purpose. Users should make their own judgements about those matters and/or seek independent advice. You assume all risks associated with use of the data provided on this page.

# Race Results

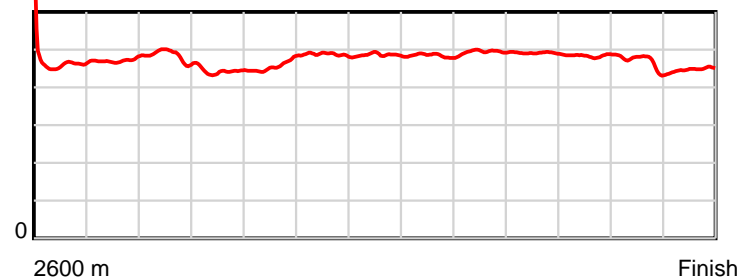
September 13, 2024, Race 6, DARFIELD ITM HANDICAP TROT, Distance 2600m, Addington - Survey 3200m

Result	TAB no.	Horse (Barrier)	2200m to	2000m to	1800m to	1600m to	1400m to	1200m to	1000m to	800m to	600m to	400m to	200m to	Total or	Margin
1st	4	<b>Mighty Logan (4)</b>	<b>2000m</b>	<b>1800m</b>	<b>1600m</b>	<b>1400m</b>	<b>1200m</b>	<b>1000m</b>	<b>800m</b>	<b>600m</b>	<b>400m</b>	<b>200m</b>	<b>WP</b>	<b>Average</b>	
		Position in running (margin)	3(5.0)	3(3.5)	2(0.3)	1(0.0)	1(0.0)	2(2.5)	2(3.1)	2(1.6)	3(1.6)	3(2.4)	3(0.9)		0.00
		Sectional time (s)	15.26	14.06	14.54	15.84	15.14	14.89	15.11	15.66	15.33	14.52	13.82		
		Cumulative time (s)	164.17	148.91	134.85	120.31	104.47	89.33	74.44	59.33	43.67	28.34	13.82	3:15.50	
		Speed (m/s)	13.11	14.22	13.76	12.63	13.21	13.43	13.24	12.77	13.05	13.77	14.47	13.30	
		Stride length (m)	6.35	6.32	6.27	6.15	6.42	6.50	6.55	6.28	6.31	6.43	6.49	6.34	
		Stride duration (s)	0.484	0.445	0.456	0.487	0.486	0.484	0.495	0.491	0.484	0.467	0.448	0.476	
		Stride efficiency (%)	63.03	62.45	61.46	59.14	64.44	66.07	66.98	61.54	62.30	64.67	65.79	62.72	
		Stride count	31.49	31.64	31.89	32.51	31.15	30.76	30.55	31.87	31.67	31.09	30.82	410.39	

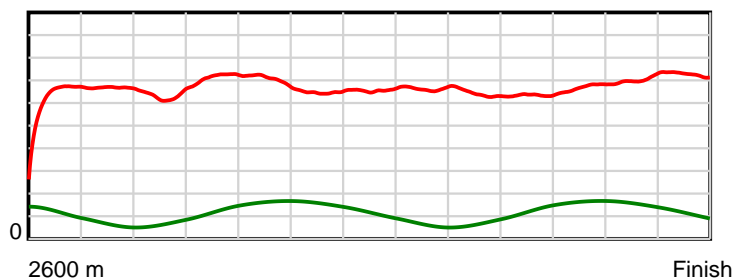
10 m Stride length



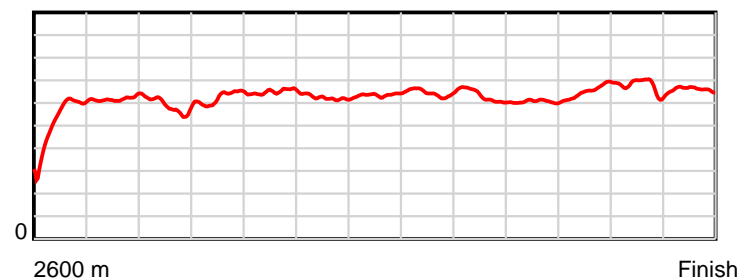
0.6 s Stride duration



20 m/sec Speed



100 % Stride efficiency



Note: Horizontal distance axis grid lines are 200m furlongs.

## Disclaimer.

HRNZ and NZMTC and Thoroughbred Ratings Pty Ltd accepts no responsibility for the completeness or accuracy of any of the information contained herein, and makes no representations about its suitability for any particular purpose. Users should make their own judgements about those matters and/or seek independent advice. You assume all risks associated with use of the data provided on this page.



# Race Results



September 13, 2024, Race 6, DARFIELD ITM HANDICAP TROT, Distance 2600m, Addington - Survey 3200m

Result	TAB no.	Horse (Barrier)	2600 to	2400m to
2nd	3	<b>Confessional (0)</b>	<b>2400m</b>	<b>2200m</b>
		Position in running (margin)	-	4(8.5)
		Sectional time (s)	17.06	15.07
		Cumulative time (s)	195.65	178.59
		Speed (m/s)	11.73	13.27
		Stride length (m)	5.28	5.82
		Stride duration (s)	0.445	0.439
		Stride efficiency (%)	43.63	52.96
		Stride count	37.85	34.36

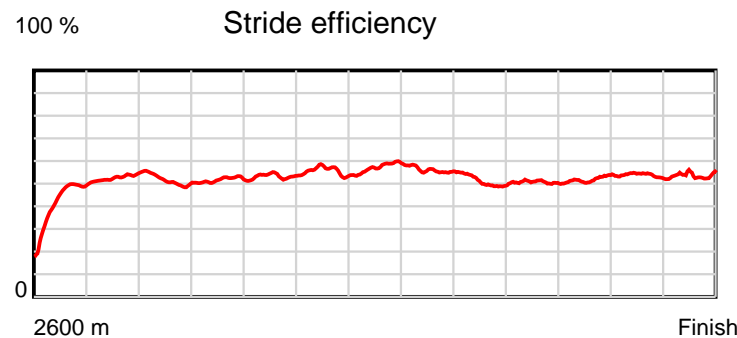
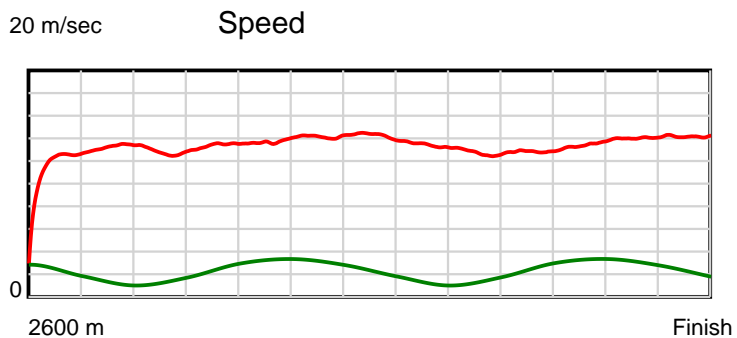
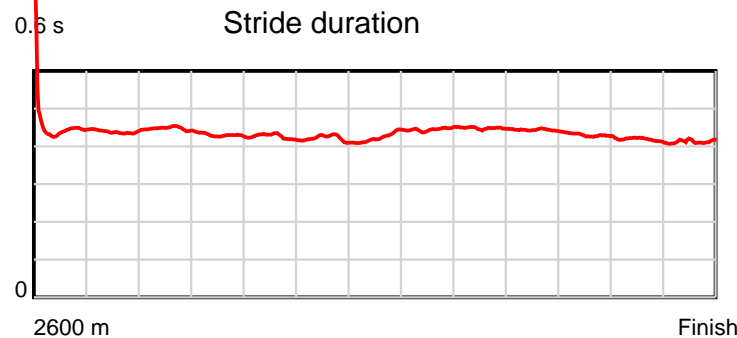
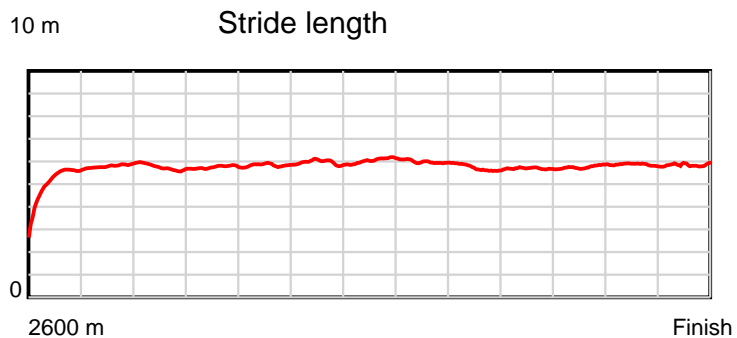
## Disclaimer.

HRNZ and NZMTC and Thoroughbred Ratings Pty Ltd accepts no responsibility for the completeness or accuracy of any of the information contained herein, and makes no representations about its suitability for any particular purpose. Users should make their own judgements about those matters and/or seek independent advice. You assume all risks associated with use of the data provided on this page.

# Race Results

September 13, 2024, Race 6, DARFIELD ITM HANDICAP TROT, Distance 2600m, Addington - Survey 3200m

Result	TAB no.	Horse (Barrier)	2200m to	2000m to	1800m to	1600m to	1400m to	1200m to	1000m to	800m to	600m to	400m to	200m to	Total or	Margin
2nd	3	<b>Confessional (0)</b>	<b>2000m</b>	<b>1800m</b>	<b>1600m</b>	<b>1400m</b>	<b>1200m</b>	<b>1000m</b>	<b>800m</b>	<b>600m</b>	<b>400m</b>	<b>200m</b>	<b>WP</b>	<b>Average</b>	
		Position in running (margin)	4(9.4)	4(8.2)	4(10.3)	4(11.9)	3(4.2)	1(0.0)	1(0.0)	1(0.0)	1(0.0)	1(0.0)	1(0.0)		0.80
		Sectional time (s)	15.30	14.96	14.86	14.55	14.01	14.80	15.36	15.65	15.21	14.76	14.06		
		Cumulative time (s)	163.52	148.22	133.26	118.40	103.85	89.84	75.04	59.68	44.03	28.82	14.06	3:15.65	
		Speed (m/s)	13.07	13.37	13.46	13.75	14.28	13.51	13.02	12.78	13.15	13.55	14.22	13.29	
		Stride length (m)	5.85	5.76	5.74	5.79	6.05	6.02	5.83	5.66	5.66	5.66	5.84	5.76	
		Stride duration (s)	0.447	0.431	0.426	0.421	0.424	0.445	0.448	0.443	0.430	0.418	0.411	0.433	
		Stride efficiency (%)	53.44	51.81	51.43	52.33	57.27	56.54	53.14	50.11	50.03	50.00	53.28	51.83	
		Stride count	34.20	34.74	34.86	34.56	33.04	33.25	34.30	35.32	35.35	35.36	34.25	451.44	



Note: Horizontal distance axis grid lines are 200m furlongs.

**Disclaimer.**

HRNZ and NZMTC and Thoroughbred Ratings Pty Ltd accepts no responsibility for the completeness or accuracy of any of the information contained herein, and makes no representations about its suitability for any particular purpose. Users should make their own judgements about those matters and/or seek independent advice. You assume all risks associated with use of the data provided on this page.



# Race Results



September 13, 2024, Race 6, DARFIELD ITM HANDICAP TROT, Distance 2600m, Addington - Survey 3200m

Result	TAB no.	Horse (Barrier)	2600 to	2400m to
3rd	6	Kyvalley Hotsp... (3)	2400m	2200m
		Position in running (margin)	-	5(13.3)
		Sectional time (s)	17.82	14.97
		Cumulative time (s)	195.72	177.90
		Speed (m/s)	11.22	13.36
		Stride length (m)	5.96	6.21
		Stride duration (s)	0.446	0.465
		Stride efficiency (%)	55.48	60.31
		Stride count	33.56	32.19

#### Disclaimer.

HRNZ and NZMTC and Thoroughbred Ratings Pty Ltd accepts no responsibility for the completeness or accuracy of any of the information contained herein, and makes no representations about its suitability for any particular purpose. Users should make their own judgements about those matters and/or seek independent advice. You assume all risks associated with use of the data provided on this page.



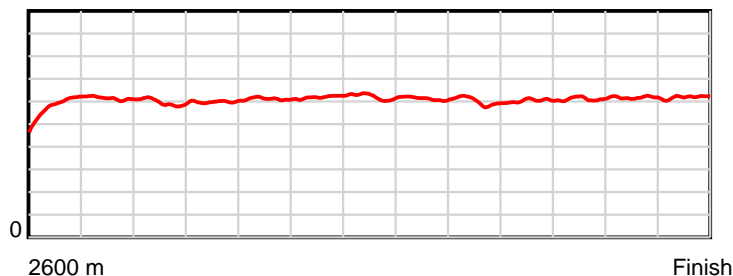
# Race Results



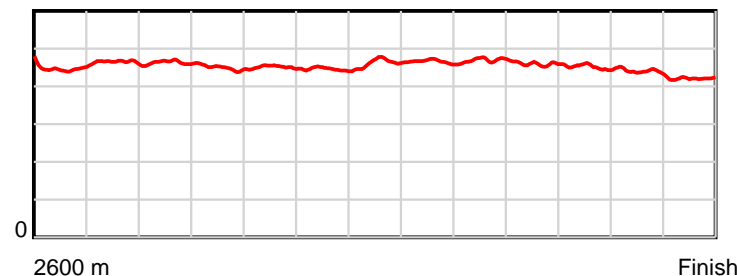
September 13, 2024, Race 6, DARFIELD ITM HANDICAP TROT, Distance 2600m, Addington - Survey 3200m

Result	TAB no.	Horse (Barrier)	2200m to	2000m to	1800m to	1600m to	1400m to	1200m to	1000m to	800m to	600m to	400m to	200m to	Total or	Margin
3rd	6	Kyvalley Hotsp... (3)	2000m	1800m	1600m	1400m	1200m	1000m	800m	600m	400m	200m	WP	Average	
		Position in running (margin)	5(13.5)	5(10.6)	5(12.7)	5(14.5)	5(8.0)	5(8.9)	5(9.3)	7(7.8)	6(5.3)	5(4.8)	4(3.8)		1.20
		Sectional time (s)	15.01	14.96	14.88	14.76	14.87	14.88	15.10	15.23	15.13	14.59	13.52		
		Cumulative time (s)	162.93	147.92	132.96	118.08	103.32	88.45	73.57	58.47	43.24	28.11	13.52	3:15.72	
		Speed (m/s)	13.32	13.37	13.44	13.55	13.45	13.44	13.25	13.13	13.22	13.71	14.79	13.28	
		Stride length (m)	6.17	6.03	6.06	6.04	6.22	6.26	6.22	6.04	5.97	6.03	6.23	6.11	
		Stride duration (s)	0.463	0.451	0.451	0.446	0.463	0.466	0.469	0.460	0.452	0.440	0.421	0.460	
		Stride efficiency (%)	59.43	56.79	57.31	56.99	60.55	61.32	60.43	56.94	55.70	56.73	60.57	58.30	
		Stride count	32.43	33.18	33.03	33.12	32.13	31.93	32.16	33.13	33.50	33.19	32.12	425.67	

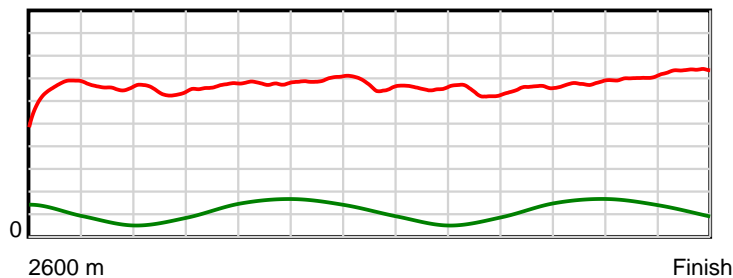
10 m Stride length



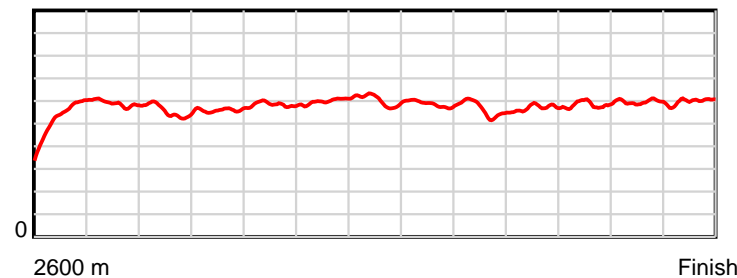
0.6 s Stride duration



20 m/sec Speed



100 % Stride efficiency



Note: Horizontal distance axis grid lines are 200m furlongs.

## Disclaimer.

HRNZ and NZMTC and Thoroughbred Ratings Pty Ltd accepts no responsibility for the completeness or accuracy of any of the information contained herein, and makes no representations about its suitability for any particular purpose. Users should make their own judgements about those matters and/or seek independent advice. You assume all risks associated with use of the data provided on this page.



# Race Results



September 13, 2024, Race 6, DARFIELD ITM HANDICAP TROT, Distance 2600m, Addington - Survey 3200m

Result	TAB no.	Horse (Barrier)	2600 to	2400m to
4th	7	Aardiebythehil... (6)	2400m	2200m
		Position in running (margin)	-	6(16.6)
		Sectional time (s)	18.38	14.99
		Cumulative time (s)	196.00	177.62
		Speed (m/s)	10.88	13.34
		Stride length (m)	6.12	6.32
		Stride duration (s)	0.467	0.473
		Stride efficiency (%)	58.44	62.36
		Stride count	32.70	31.66

#### Disclaimer.

HRNZ and NZMTC and Thoroughbred Ratings Pty Ltd accepts no responsibility for the completeness or accuracy of any of the information contained herein, and makes no representations about its suitability for any particular purpose. Users should make their own judgements about those matters and/or seek independent advice. You assume all risks associated with use of the data provided on this page.

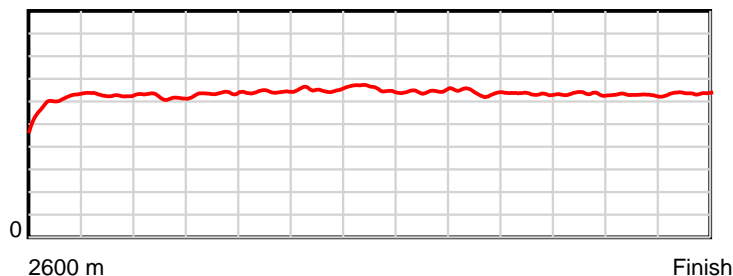


# Race Results

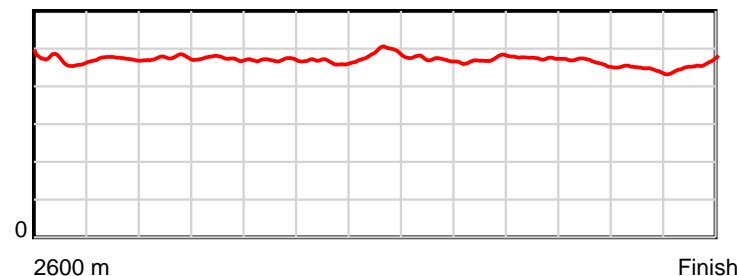
September 13, 2024, Race 6, DARFIELD ITM HANDICAP TROT, Distance 2600m, Addington - Survey 3200m

Result	TAB no.	Horse (Barrier)	2200m to	2000m to	1800m to	1600m to	1400m to	1200m to	1000m to	800m to	600m to	400m to	200m to	Total or	Margin
4th	7	Aardiebythehil... (6)	2000m	1800m	1600m	1400m	1200m	1000m	800m	600m	400m	200m	WP	Average	
		Position in running (margin)	6(17.0)	6(12.9)	6(15.1)	6(17.5)	6(10.2)	6(11.3)	6(9.8)	4(5.0)	2(1.4)	2(1.0)	2(0.7)		2.70
		Sectional time (s)	14.82	14.96	14.99	14.62	14.90	14.55	14.57	15.05	15.14	14.71	14.32		
		Cumulative time (s)	162.63	147.81	132.85	117.86	103.24	88.34	73.79	59.22	44.17	29.03	14.32	3:16.00	
		Speed (m/s)	13.50	13.37	13.34	13.68	13.42	13.75	13.73	13.29	13.21	13.60	13.97	13.27	
		Stride length (m)	6.42	6.34	6.27	6.36	6.54	6.50	6.46	6.31	6.14	6.06	6.41	6.32	
		Stride duration (s)	0.476	0.474	0.470	0.465	0.487	0.473	0.471	0.475	0.465	0.446	0.459	0.477	
		Stride efficiency (%)	64.42	62.83	61.46	63.18	66.88	66.00	65.25	62.23	58.89	57.37	64.20	62.48	
		Stride count	31.15	31.54	31.89	31.45	30.57	30.78	30.95	31.69	32.58	33.01	31.20	411.17	

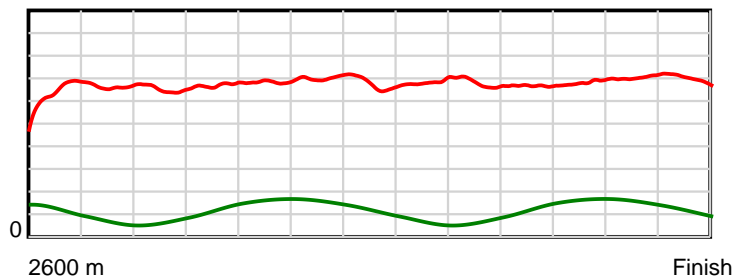
10 m Stride length



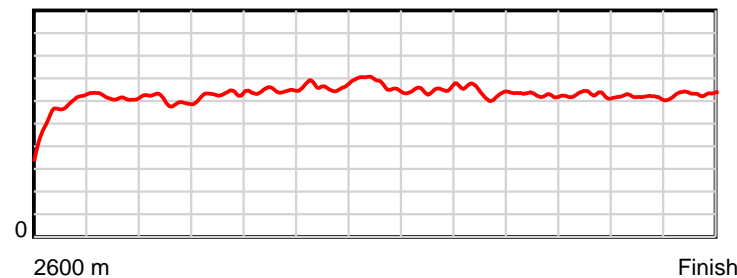
0.6 s Stride duration



20 m/sec Speed



100 % Stride efficiency



Note: Horizontal distance axis grid lines are 200m furlongs.

## Disclaimer.

HRNZ and NZMTC and Thoroughbred Ratings Pty Ltd accepts no responsibility for the completeness or accuracy of any of the information contained herein, and makes no representations about its suitability for any particular purpose. Users should make their own judgements about those matters and/or seek independent advice. You assume all risks associated with use of the data provided on this page.



# Race Results



September 13, 2024, Race 6, DARFIELD ITM HANDICAP TROT, Distance 2600m, Addington - Survey 3200m

Result	TAB no.	Horse (Barrier)	2600 to	2400m to
5th	5	<b>Highgrove (1)</b>	<b>2400m</b>	<b>2200m</b>
		Position in running (margin)	-	7(17.3)
		Sectional time (s)	18.30	15.27
		Cumulative time (s)	197.64	179.34
		Speed (m/s)	10.93	13.10
		Stride length (m)	5.90	6.26
		Stride duration (s)	0.461	0.478
		Stride efficiency (%)	54.33	61.20
		Stride count	33.92	31.96

#### Disclaimer.

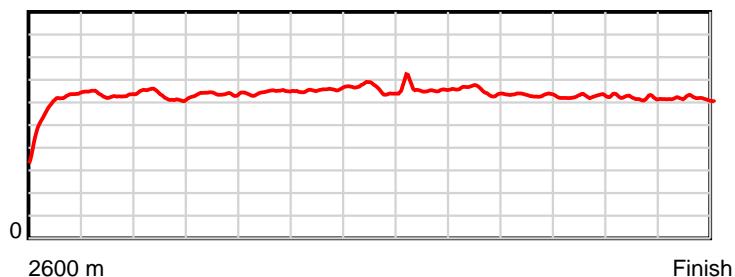
HRNZ and NZMTC and Thoroughbred Ratings Pty Ltd accepts no responsibility for the completeness or accuracy of any of the information contained herein, and makes no representations about its suitability for any particular purpose. Users should make their own judgements about those matters and/or seek independent advice. You assume all risks associated with use of the data provided on this page.

# Race Results

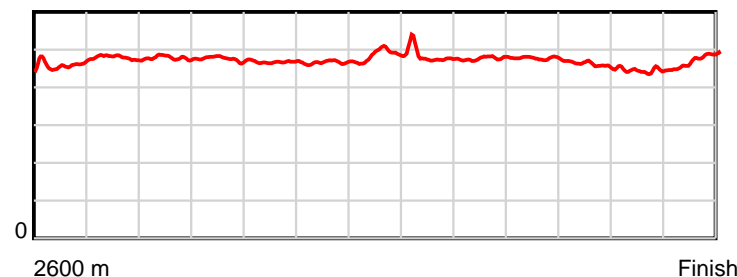
September 13, 2024, Race 6, DARFIELD ITM HANDICAP TROT, Distance 2600m, Addington - Survey 3200m

Result	TAB no.	Horse (Barrier)	2200m to	2000m to	1800m to	1600m to	1400m to	1200m to	1000m to	800m to	600m to	400m to	200m to	Total or	Margin
5th	5	Highgrove (1)	2000m	1800m	1600m	1400m	1200m	1000m	800m	600m	400m	200m	WP	Average	
		Position in running (margin)	7(19.4)	7(15.2)	7(17.2)	7(18.7)	7(13.0)	7(13.1)	7(12.2)	6(6.5)	4(3.0)	4(3.1)	5(4.7)		11.60
		Sectional time (s)	14.80	14.94	14.83	14.90	14.73	14.65	14.42	15.07	15.22	15.03	15.48		
		Cumulative time (s)	164.07	149.27	134.33	119.50	104.60	89.87	75.22	60.80	45.73	30.51	15.48	3:17.64	
		Speed (m/s)	13.51	13.39	13.49	13.42	13.58	13.65	13.87	13.27	13.14	13.31	12.92	13.16	
		Stride length (m)	6.47	6.36	6.29	6.26	6.59	6.56	6.60	6.33	6.06	5.91	6.02	6.27	
		Stride duration (s)	0.479	0.475	0.467	0.466	0.486	0.480	0.476	0.477	0.461	0.445	0.466	0.477	
		Stride efficiency (%)	65.47	63.26	61.92	61.17	67.94	67.27	68.14	62.61	57.29	54.66	56.67	61.42	
		Stride count	30.90	31.43	31.77	31.97	30.33	30.48	30.29	31.60	33.03	33.82	33.21	414.71	

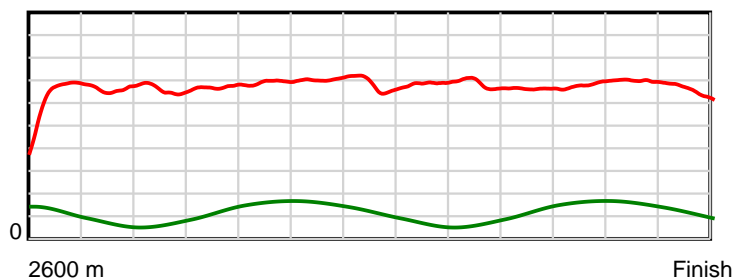
10 m Stride length



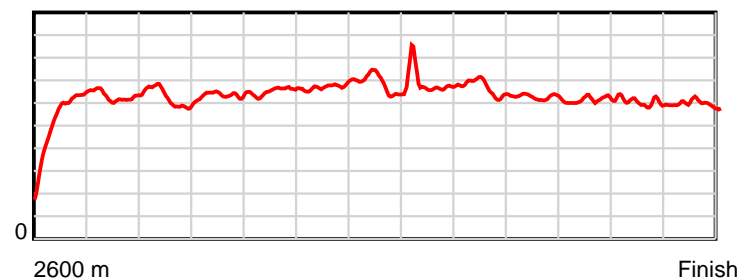
0.6 s Stride duration



20 m/sec Speed



100 % Stride efficiency



Note: Horizontal distance axis grid lines are 200m furlongs.

## Disclaimer.

HRNZ and NZMTC and Thoroughbred Ratings Pty Ltd accepts no responsibility for the completeness or accuracy of any of the information contained herein, and makes no representations about its suitability for any particular purpose. Users should make their own judgements about those matters and/or seek independent advice. You assume all risks associated with use of the data provided on this page.



# Race Results



September 13, 2024, Race 6, DARFIELD ITM HANDICAP TROT, Distance 2600m, Addington - Survey 3200m

Result	TAB no.	Horse (Barrier)	2600 to	2400m to
6th	1	Helloveamoment (5)	2400m	2200m
		Position in running (margin)	-	2(2.1)
		Sectional time (s)	15.73	14.85
		Cumulative time (s)	197.71	181.98
		Speed (m/s)	12.72	13.47
		Stride length (m)	6.07	6.69
		Stride duration (s)	0.479	0.497
		Stride efficiency (%)	57.60	70.00
		Stride count	32.94	29.88

#### Disclaimer.

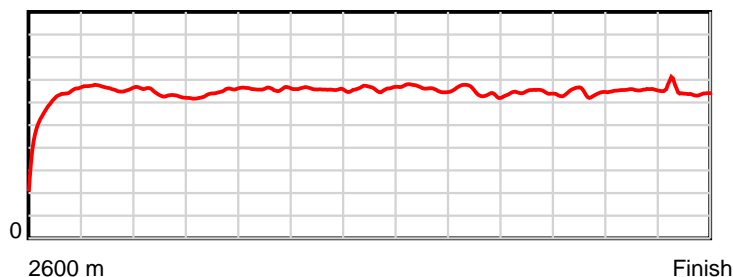
HRNZ and NZMTC and Thoroughbred Ratings Pty Ltd accepts no responsibility for the completeness or accuracy of any of the information contained herein, and makes no representations about its suitability for any particular purpose. Users should make their own judgements about those matters and/or seek independent advice. You assume all risks associated with use of the data provided on this page.

# Race Results

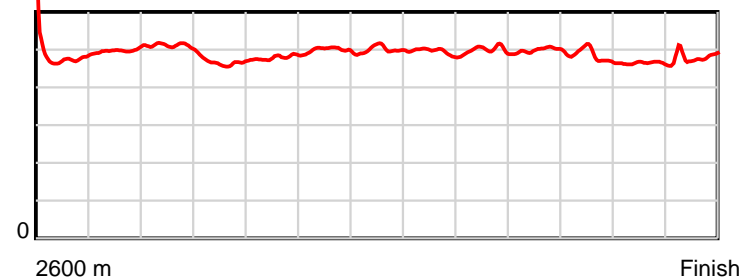
September 13, 2024, Race 6, DARFIELD ITM HANDICAP TROT, Distance 2600m, Addington - Survey 3200m

Result	TAB no.	Horse (Barrier)	2200m to	2000m to	1800m to	1600m to	1400m to	1200m to	1000m to	800m to	600m to	400m to	200m to	Total or	Margin
6th	1	Helloveamoment (5)	2000m	1800m	1600m	1400m	1200m	1000m	800m	600m	400m	200m	WP	Average	
		Position in running (margin)	2(1.7)	2(2.3)	3(2.8)	3(4.5)	4(4.3)	4(7.1)	4(7.5)	5(5.7)	7(5.4)	7(7.9)	6(9.5)		12.00
		Sectional time (s)	15.61	14.67	14.86	15.81	15.18	14.87	15.05	15.60	15.64	15.03	14.81		
		Cumulative time (s)	167.13	151.52	136.85	121.99	106.18	91.00	76.13	61.08	45.48	29.84	14.81	3:17.71	
		Speed (m/s)	12.81	13.63	13.46	12.65	13.18	13.45	13.29	12.82	12.79	13.31	13.50	13.15	
		Stride length (m)	6.55	6.38	6.44	6.31	6.58	6.66	6.63	6.39	6.21	6.17	6.48	6.42	
		Stride duration (s)	0.511	0.468	0.478	0.499	0.500	0.495	0.499	0.498	0.485	0.464	0.480	0.488	
		Stride efficiency (%)	67.03	63.62	64.76	62.31	67.73	69.27	68.78	63.79	60.25	59.55	65.59	64.47	
		Stride count	30.54	31.34	31.07	31.67	30.38	30.04	30.15	31.30	32.21	32.40	30.87	404.79	

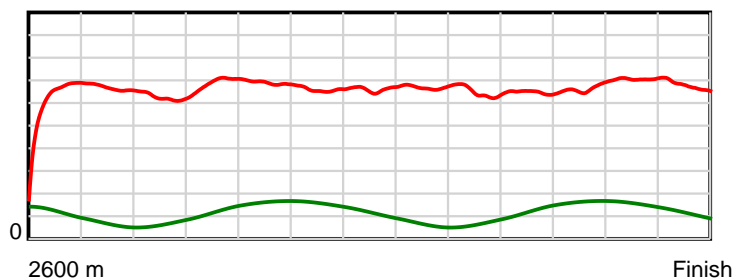
10 m Stride length



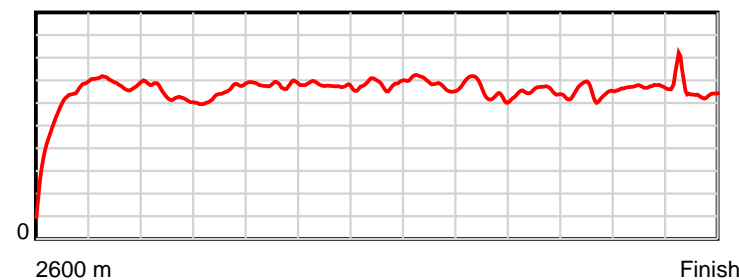
0.6 s Stride duration



20 m/sec Speed



100 % Stride efficiency



Note: Horizontal distance axis grid lines are 200m furlongs.

## Disclaimer.

HRNZ and NZMTC and Thoroughbred Ratings Pty Ltd accepts no responsibility for the completeness or accuracy of any of the information contained herein, and makes no representations about its suitability for any particular purpose. Users should make their own judgements about those matters and/or seek independent advice. You assume all risks associated with use of the data provided on this page.



# Race Results



September 13, 2024, Race 6, DARFIELD ITM HANDICAP TROT, Distance 2600m, Addington - Survey 3200m

Result	TAB no.	Horse (Barrier)	2600 to	2400m to
7th	2	<b>Franco Josiah (2)</b>	<b>2400m</b>	<b>2200m</b>
		Position in running (margin)	-	1(0.0)
		Sectional time (s)	15.47	14.93
		Cumulative time (s)	199.78	184.31
		Speed (m/s)	12.93	13.40
		Stride length (m)	5.93	6.39
		Stride duration (s)	0.456	0.477
		Stride efficiency (%)	54.87	63.81
		Stride count	33.75	31.30

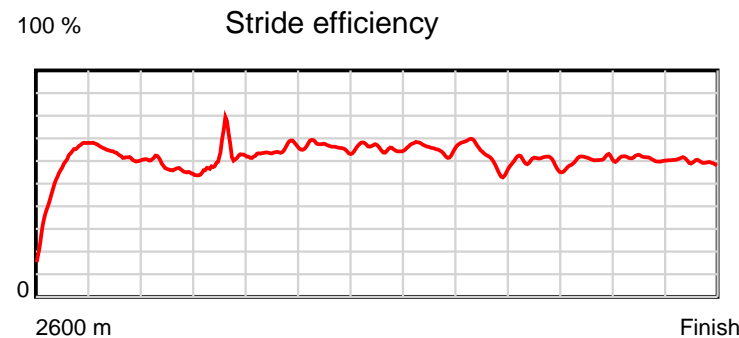
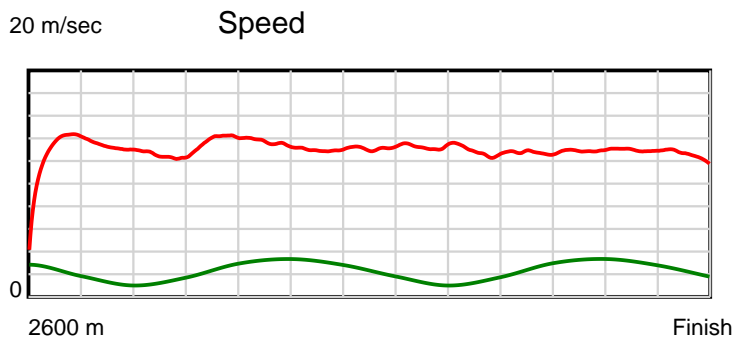
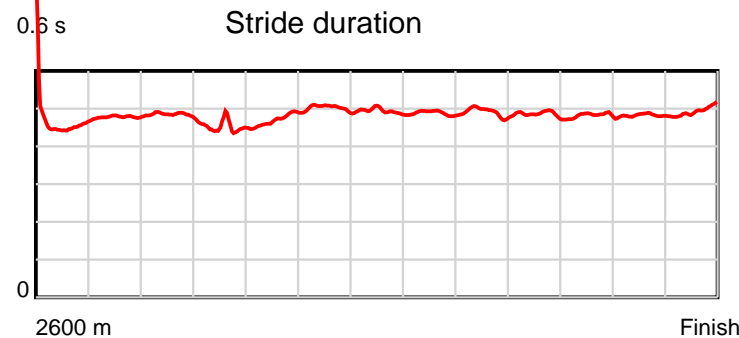
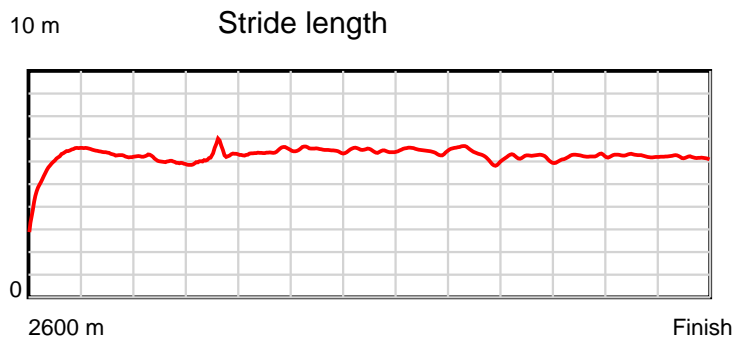
#### Disclaimer.

HRNZ and NZMTC and Thoroughbred Ratings Pty Ltd accepts no responsibility for the completeness or accuracy of any of the information contained herein, and makes no representations about its suitability for any particular purpose. Users should make their own judgements about those matters and/or seek independent advice. You assume all risks associated with use of the data provided on this page.

# Race Results

September 13, 2024, Race 6, DARFIELD ITM HANDICAP TROT, Distance 2600m, Addington - Survey 3200m

Result	TAB no.	Horse (Barrier)	2200m to	2000m to	1800m to	1600m to	1400m to	1200m to	1000m to	800m to	600m to	400m to	200m to	Total or	Margin
7th	2	<b>Franco Josiah (2)</b>	<b>2000m</b>	<b>1800m</b>	<b>1600m</b>	<b>1400m</b>	<b>1200m</b>	<b>1000m</b>	<b>800m</b>	<b>600m</b>	<b>400m</b>	<b>200m</b>	<b>WP</b>	<b>Average</b>	
		Position in running (margin)	1(0.0)	1(0.0)	1(0.0)	2(1.9)	2(2.0)	3(4.8)	3(5.4)	3(3.8)	5(3.3)	6(7.6)	7(14.4)		23.10
		Sectional time (s)	15.50	14.60	14.90	15.86	15.18	14.90	15.09	15.57	15.92	15.90	15.96		
		Cumulative time (s)	169.38	153.88	139.28	124.38	108.52	93.34	78.44	63.35	47.78	31.86	15.96	3:19.78	
		Speed (m/s)	12.90	13.70	13.42	12.61	13.18	13.42	13.25	12.85	12.56	12.58	12.53	13.01	
		Stride length (m)	6.26	6.17	6.29	6.32	6.50	6.55	6.51	6.24	6.04	6.06	6.21	6.26	
		Stride duration (s)	0.485	0.450	0.468	0.501	0.494	0.488	0.491	0.486	0.481	0.482	0.496	0.481	
		Stride efficiency (%)	61.18	59.51	61.73	62.42	66.12	67.08	66.16	60.89	57.06	57.43	60.23	61.27	
		Stride count	31.96	32.41	31.82	31.64	30.75	30.52	30.74	32.04	33.10	32.99	32.21	415.23	



Note: Horizontal distance axis grid lines are 200m furlongs.

#### Disclaimer.

HRNZ and NZMTC and Thoroughbred Ratings Pty Ltd accepts no responsibility for the completeness or accuracy of any of the information contained herein, and makes no representations about its suitability for any particular purpose. Users should make their own judgements about those matters and/or seek independent advice. You assume all risks associated with use of the data provided on this page.