



Race Results

NZ Metropolitan Trotting Club Inc, HRNZ, September 13, 2024

Compilation date: September 13, 2024, 9:44:34 PM (NZST)

Copyright © 2024 HRNZ and NZMTC. All rights reserved.

Trademarks.

StrideMASTER is a registered trademark of Thoroughbred Ratings Pty Ltd.

Disclaimer.

HRNZ and NZMTC and Thoroughbred Ratings Pty Ltd accepts no responsibility for the completeness or accuracy of any of the information contained herein, and makes no representations about its suitability for any particular purpose. Users should make their own judgements about those matters and/or seek independent advice. You assume all risks associated with use of the data provided on this page.



Race Results



September 13, 2024, Race 9, RANGIORA ITM HANDICAP TROT, Distance 2600m, Addington - Survey 3200m

Result	TAB no.	Horse (Barrier)	2600 to	2400m to
1st	4	Muscle Sass (0)	2400m	2200m
		Position in running (margin)	-	1(0.0)
		Sectional time (s)	18.61	15.39
		Cumulative time (s)	203.05	184.44
		Speed (m/s)	10.75	13.00
		Stride length (m)	5.14	5.55
		Stride duration (s)	0.426	0.427
		Stride efficiency (%)	41.35	48.07
		Stride count	38.88	36.06

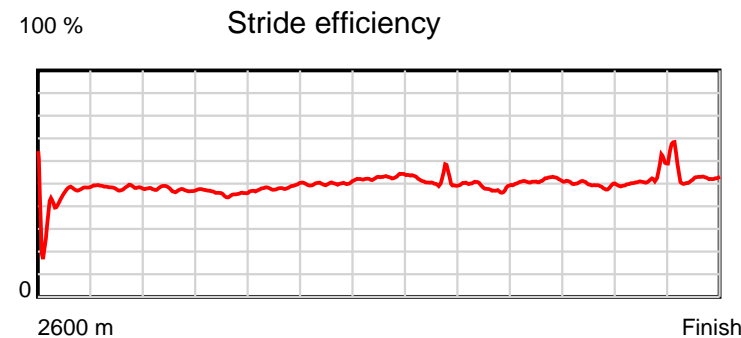
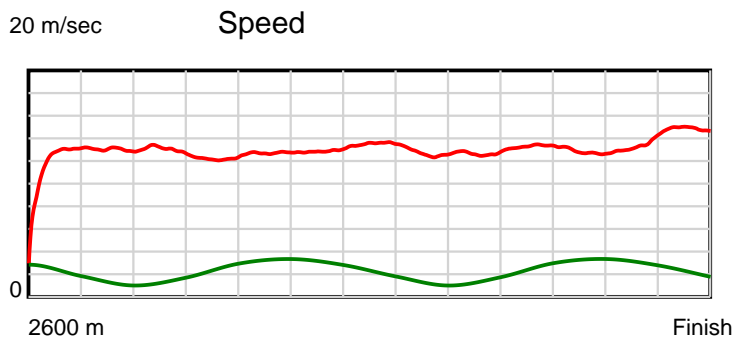
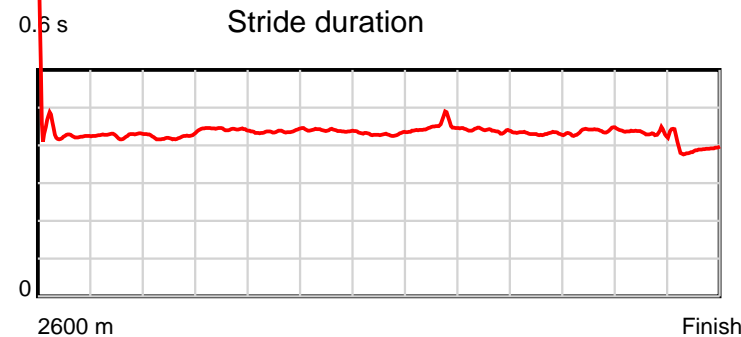
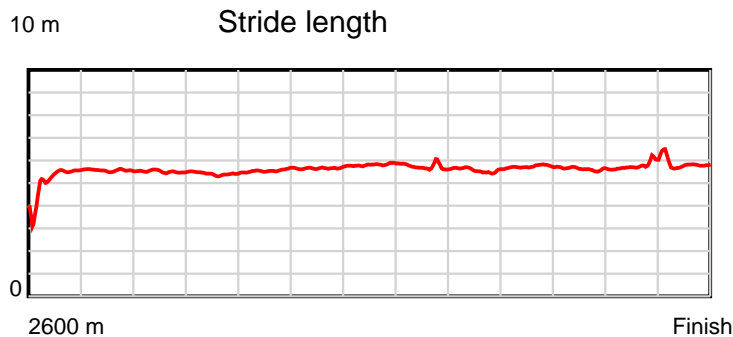
Disclaimer.

HRNZ and NZMTC and Thoroughbred Ratings Pty Ltd accepts no responsibility for the completeness or accuracy of any of the information contained herein, and makes no representations about its suitability for any particular purpose. Users should make their own judgements about those matters and/or seek independent advice. You assume all risks associated with use of the data provided on this page.

Race Results

September 13, 2024, Race 9, RANGIORA ITM HANDICAP TROT, Distance 2600m, Addington - Survey 3200m

Result	TAB no.	Horse (Barrier)	2200m to	2000m to	1800m to	1600m to	1400m to	1200m to	1000m to	800m to	600m to	400m to	200m to	Total or	Margin
1st	4	Muscle Sass (0)	2000m	1800m	1600m	1400m	1200m	1000m	800m	600m	400m	200m	WP	Average	
		Position in running (margin)	1(0.0)	1(0.0)	2(2.6)	2(2.2)	2(2.5)	2(2.8)	2(2.2)	2(2.3)	3(2.0)	3(1.7)	2(1.0)		0.00
		Sectional time (s)	15.36	16.39	15.92	15.56	14.88	15.69	15.88	15.12	15.73	15.05	13.47		
		Cumulative time (s)	169.05	153.69	137.30	121.38	105.82	90.94	75.25	59.37	44.25	28.52	13.47	3:23.05	
		Speed (m/s)	13.02	12.20	12.56	12.85	13.44	12.75	12.59	13.23	12.71	13.29	14.85	12.80	
		Stride length (m)	5.50	5.41	5.49	5.65	5.78	5.73	5.53	5.70	5.57	5.71	5.81	5.58	
		Stride duration (s)	0.422	0.443	0.437	0.439	0.430	0.450	0.439	0.431	0.438	0.429	0.391	0.435	
		Stride efficiency (%)	47.20	45.70	47.10	49.87	52.18	51.32	47.79	50.85	48.46	50.90	52.76	48.59	
		Stride count	36.39	36.98	36.43	35.40	34.61	34.90	36.17	35.06	35.92	35.04	34.42	466.26	



Note: Horizontal distance axis grid lines are 200m furlongs.

Disclaimer.

HRNZ and NZMTC and Thoroughbred Ratings Pty Ltd accepts no responsibility for the completeness or accuracy of any of the information contained herein, and makes no representations about its suitability for any particular purpose. Users should make their own judgements about those matters and/or seek independent advice. You assume all risks associated with use of the data provided on this page.



Race Results



September 13, 2024, Race 9, RANGIORA ITM HANDICAP TROT, Distance 2600m, Addington - Survey 3200m

Result	TAB no.	Horse (Barrier)	2600 to	2400m to
2nd	12	Masterly (11)	2400m	2200m
		Position in running (margin)	-	2(4.2)
		Sectional time (s)	19.39	15.39
		Cumulative time (s)	203.17	183.78
		Speed (m/s)	10.32	13.00
		Stride length (m)	6.25	6.52
		Stride duration (s)	0.477	0.502
		Stride efficiency (%)	61.10	66.46
		Stride count	31.98	30.67

Disclaimer.

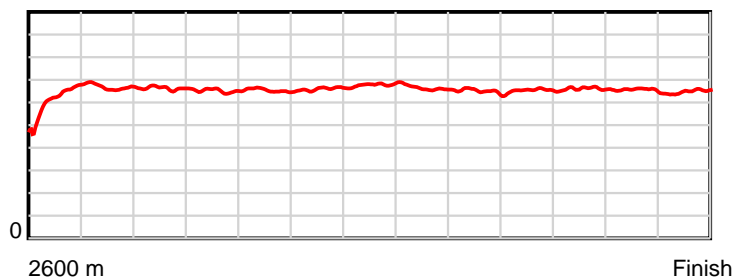
HRNZ and NZMTC and Thoroughbred Ratings Pty Ltd accepts no responsibility for the completeness or accuracy of any of the information contained herein, and makes no representations about its suitability for any particular purpose. Users should make their own judgements about those matters and/or seek independent advice. You assume all risks associated with use of the data provided on this page.

Race Results

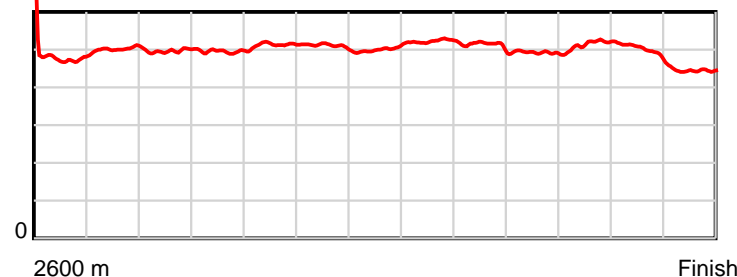
September 13, 2024, Race 9, RANGIORA ITM HANDICAP TROT, Distance 2600m, Addington - Survey 3200m

Result	TAB no.	Horse (Barrier)	2200m to	2000m to	1800m to	1600m to	1400m to	1200m to	1000m to	800m to	600m to	400m to	200m to	Total or	Margin
2nd	12	Masterly (11)	2000m	1800m	1600m	1400m	1200m	1000m	800m	600m	400m	200m	WP	Average	
		Position in running (margin)	4(4.2)	2(3.9)	1(0.0)	1(0.0)	1(0.0)	1(0.0)	1(0.0)	1(0.0)	1(0.0)	1(0.0)	1(0.0)		0.70
		Sectional time (s)	15.32	15.30	15.98	15.51	14.84	15.78	15.87	15.17	15.78	15.17	13.67		
		Cumulative time (s)	168.39	153.07	137.77	121.79	106.28	91.44	75.66	59.79	44.62	28.84	13.67	3:23.17	
		Speed (m/s)	13.05	13.07	12.52	12.89	13.48	12.67	12.60	13.18	12.67	13.18	14.63	12.80	
		Stride length (m)	6.48	6.46	6.43	6.57	6.76	6.62	6.44	6.49	6.53	6.55	6.49	6.51	
		Stride duration (s)	0.497	0.495	0.514	0.509	0.502	0.522	0.511	0.492	0.515	0.497	0.444	0.508	
		Stride efficiency (%)	65.69	65.29	64.59	67.38	71.47	68.46	64.82	65.79	66.63	67.00	65.86	66.14	
		Stride count	30.85	30.94	31.11	30.46	29.57	30.22	31.05	30.82	30.63	30.54	30.81	399.65	

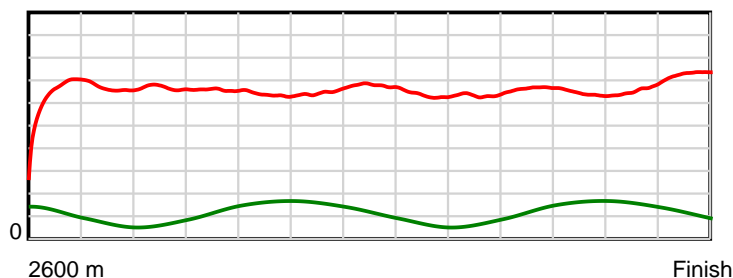
10 m Stride length



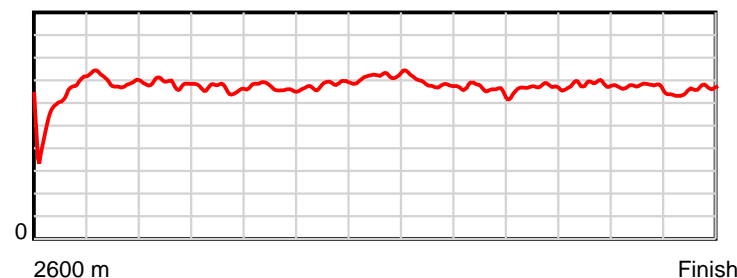
0.6 s Stride duration



20 m/sec Speed



100 % Stride efficiency



Note: Horizontal distance axis grid lines are 200m furlongs.

Disclaimer.

HRNZ and NZMTC and Thoroughbred Ratings Pty Ltd accepts no responsibility for the completeness or accuracy of any of the information contained herein, and makes no representations about its suitability for any particular purpose. Users should make their own judgements about those matters and/or seek independent advice. You assume all risks associated with use of the data provided on this page.



Race Results



September 13, 2024, Race 9, RANGIORA ITM HANDICAP TROT, Distance 2600m, Addington - Survey 3200m

Result	TAB no.	Horse (Barrier)	2600 to 2400m	2400m to 2200m
3rd	10	One El (9)		
		Position in running (margin)	-	10(15.6)
		Sectional time (s)	21.14	15.42
		Cumulative time (s)	204.59	183.45
		Speed (m/s)	9.46	12.97
		Stride length (m)	5.73	6.27
		Stride duration (s)	0.487	0.483
		Stride efficiency (%)	51.32	61.39
		Stride count	34.90	31.91

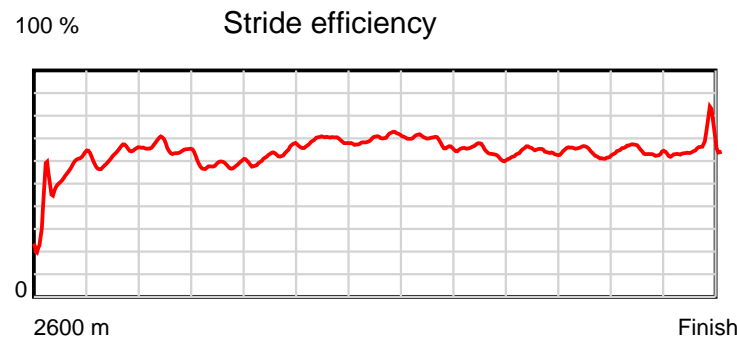
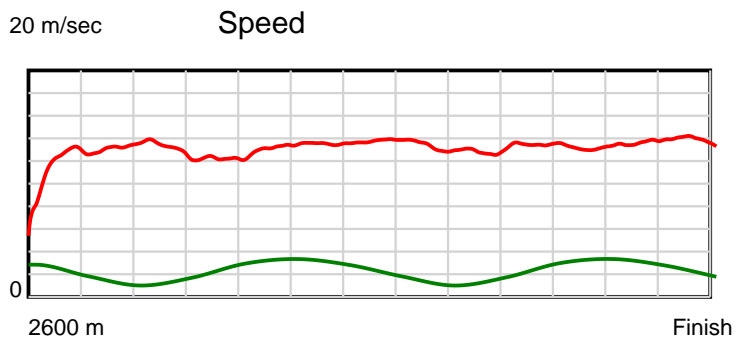
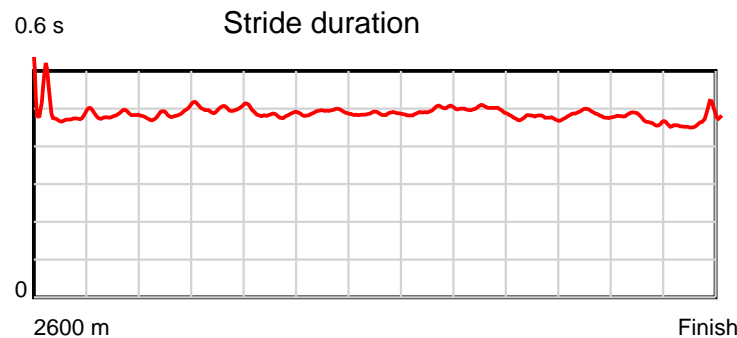
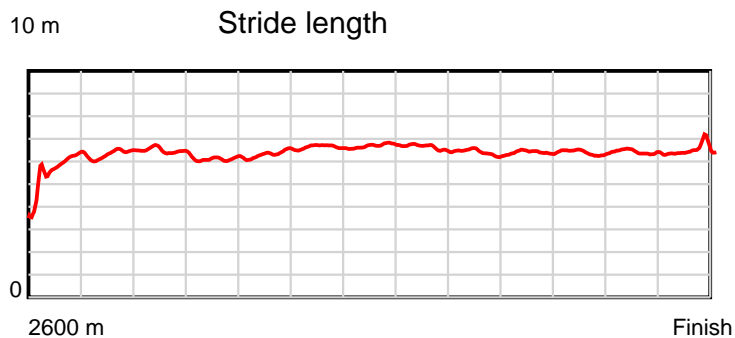
Disclaimer.

HRNZ and NZMTC and Thoroughbred Ratings Pty Ltd accepts no responsibility for the completeness or accuracy of any of the information contained herein, and makes no representations about its suitability for any particular purpose. Users should make their own judgements about those matters and/or seek independent advice. You assume all risks associated with use of the data provided on this page.

Race Results

September 13, 2024, Race 9, RANGIORA ITM HANDICAP TROT, Distance 2600m, Addington - Survey 3200m

Result	TAB no.	Horse (Barrier)	2200m to	2000m to	1800m to	1600m to	1400m to	1200m to	1000m to	800m to	600m to	400m to	200m to	Total or	Margin
3rd	10	One Ei (9)	2000m	1800m	1600m	1400m	1200m	1000m	800m	600m	400m	200m	WP	Average	
		Position in running (margin)	10(15.8)	10(15.2)	9(17.4)	9(15.6)	8(12.8)	7(11.2)	6(7.8)	6(6.9)	6(5.0)	6(3.8)	3(4.1)		8.40
		Sectional time (s)	15.26	16.33	15.68	15.05	14.58	15.20	15.73	14.86	15.59	15.22	14.53		
		Cumulative time (s)	168.03	152.77	136.44	120.76	105.71	91.13	75.93	60.20	45.34	29.75	14.53	3:24.59	
		Speed (m/s)	13.11	12.25	12.76	13.29	13.72	13.16	12.71	13.46	12.83	13.14	13.76	12.71	
		Stride length (m)	6.39	6.13	6.18	6.52	6.67	6.53	6.32	6.40	6.23	6.17	6.45	6.30	
		Stride duration (s)	0.488	0.500	0.485	0.490	0.486	0.496	0.497	0.475	0.486	0.470	0.469	0.496	
		Stride efficiency (%)	63.83	58.66	59.78	66.41	69.61	66.63	62.50	63.97	60.67	59.53	65.07	62.01	
		Stride count	31.29	32.64	32.34	30.68	29.97	30.63	31.63	31.26	32.10	32.40	30.99	412.74	



Note: Horizontal distance axis grid lines are 200m furlongs.

Disclaimer.

HRNZ and NZMTC and Thoroughbred Ratings Pty Ltd accepts no responsibility for the completeness or accuracy of any of the information contained herein, and makes no representations about its suitability for any particular purpose. Users should make their own judgements about those matters and/or seek independent advice. You assume all risks associated with use of the data provided on this page.



Race Results



September 13, 2024, Race 9, RANGIORA ITM HANDICAP TROT, Distance 2600m, Addington - Survey 3200m

Result	TAB no.	Horse (Barrier)	2600 to	2400m to
4th	11	Royal Del (10)	2400m	2200m
		Position in running (margin)	-	8(13.0)
		Sectional time (s)	20.59	15.51
		Cumulative time (s)	204.86	184.27
		Speed (m/s)	9.71	12.89
		Stride length (m)	5.55	5.79
		Stride duration (s)	0.450	0.449
		Stride efficiency (%)	48.15	52.32
		Stride count	36.03	34.56

Disclaimer.

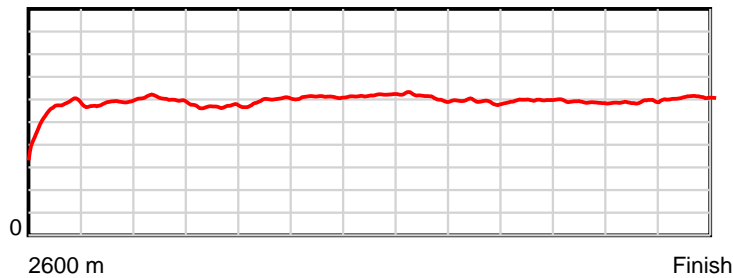
HRNZ and NZMTC and Thoroughbred Ratings Pty Ltd accepts no responsibility for the completeness or accuracy of any of the information contained herein, and makes no representations about its suitability for any particular purpose. Users should make their own judgements about those matters and/or seek independent advice. You assume all risks associated with use of the data provided on this page.

Race Results

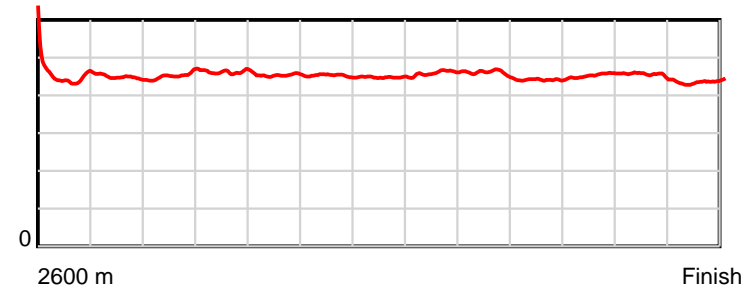
September 13, 2024, Race 9, RANGIORA ITM HANDICAP TROT, Distance 2600m, Addington - Survey 3200m

Result	TAB no.	Horse (Barrier)	2200m to	2000m to	1800m to	1600m to	1400m to	1200m to	1000m to	800m to	600m to	400m to	200m to	Total or	Margin
4th	11	Royal Del (10)	2000m	1800m	1600m	1400m	1200m	1000m	800m	600m	400m	200m	WP	Average	
		Position in running (margin)	9(13.8)	9(13.2)	7(15.5)	7(13.8)	6(10.9)	6(9.4)	4(5.7)	4(5.2)	4(3.3)	5(3.6)	5(6.6)		9.80
		Sectional time (s)	15.27	16.34	15.69	15.02	14.59	15.17	15.79	14.86	15.83	15.67	14.53		
		Cumulative time (s)	168.76	153.49	137.15	121.46	106.44	91.85	76.68	60.89	46.03	30.20	14.53	3:24.86	
		Speed (m/s)	13.10	12.24	12.75	13.32	13.71	13.18	12.67	13.46	12.63	12.76	13.76	12.69	
		Stride length (m)	5.92	5.66	5.78	6.02	6.14	6.07	5.81	5.94	5.73	5.78	5.99	5.86	
		Stride duration (s)	0.452	0.462	0.454	0.452	0.448	0.460	0.458	0.441	0.454	0.453	0.435	0.461	
		Stride efficiency (%)	54.85	50.03	52.19	56.62	58.86	57.56	52.69	55.18	51.39	52.28	56.08	53.58	
		Stride count	33.76	35.35	34.61	33.22	32.59	32.95	34.44	33.66	34.88	34.58	33.38	444.01	

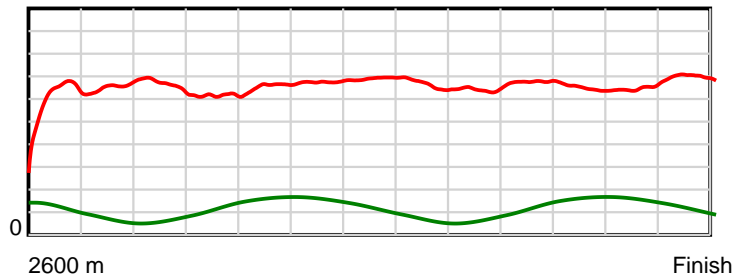
10 m Stride length



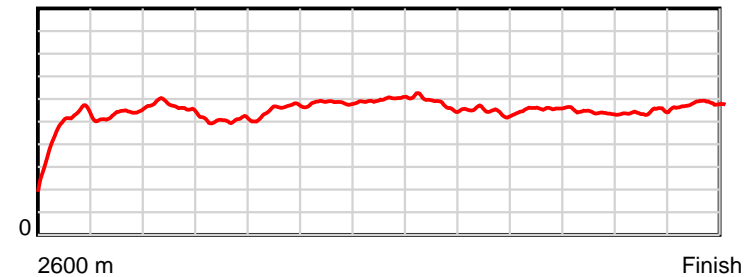
0.6 s Stride duration



20 m/sec Speed



100 % Stride efficiency



Note: Horizontal distance axis grid lines are 200m furlongs.

Disclaimer.

HRNZ and NZMTC and Thoroughbred Ratings Pty Ltd accepts no responsibility for the completeness or accuracy of any of the information contained herein, and makes no representations about its suitability for any particular purpose. Users should make their own judgements about those matters and/or seek independent advice. You assume all risks associated with use of the data provided on this page.



Race Results



September 13, 2024, Race 9, RANGIORA ITM HANDICAP TROT, Distance 2600m, Addington - Survey 3200m

Result	TAB no.	Horse (Barrier)	2600 to	2400m to
5th	2	The River Boy (1)	2400m	2200m
		Position in running (margin)	-	()
		Sectional time (s)		
		Cumulative time (s)	NaN	NaN
		Speed (m/s)		
		Stride length (m)		
		Stride duration (s)		
		Stride efficiency (%)		
		Stride count		

Disclaimer.


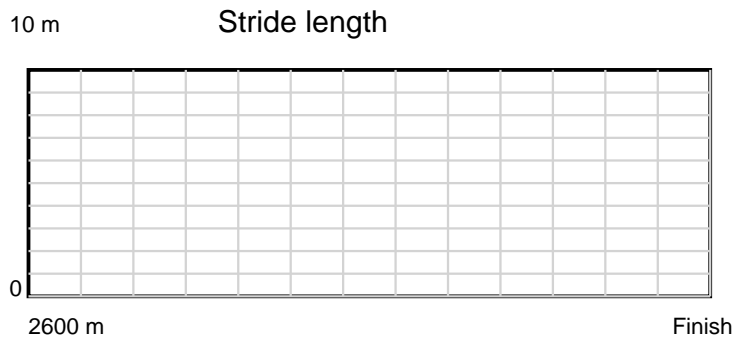
HRNZ and NZMTC and Thoroughbred Ratings Pty Ltd accepts no responsibility for the completeness or accuracy of any of the information contained herein, and makes no representations about its suitability for any particular purpose. Users should make their own judgements about those matters and/or seek independent advice. You assume all risks associated with use of the data provided on this page.



Race Results

September 13, 2024, Race 9, RANGIORA ITM HANDICAP TROT, Distance 2600m, Addington - Survey 3200m

Result	TAB no.	Horse (Barrier)	2200m to	2000m to	1800m to	1600m to	1400m to	1200m to	1000m to	800m to	600m to	400m to	200m to	Total or	Margin
5th	2	The River Boy (1)	2000m	1800m	1600m	1400m	1200m	1000m	800m	600m	400m	200m	WP	Average	
		Position in running (margin)	()	()	()	()	()	()	()	()	()	()	()		10.20
		Sectional time (s)													
		Cumulative time (s)	NaN	NaN	NaN	NaN	NaN	NaN	NaN	NaN	NaN	NaN	NaN	3:24.94	
		Speed (m/s)												12.69	
		Stride length (m)												nan	
		Stride duration (s)												nan	
		Stride efficiency (%)												nan	
		Stride count												0.00	



Note: Horizontal distance axis grid lines are 200m furlongs.

Disclaimer.

HRNZ and NZMTC and Thoroughbred Ratings Pty Ltd accepts no responsibility for the completeness or accuracy of any of the information contained herein, and makes no representations about its suitability for any particular purpose. Users should make their own judgements about those matters and/or seek independent advice. You assume all risks associated with use of the data provided on this page.



Race Results



September 13, 2024, Race 9, RANGIORA ITM HANDICAP TROT, Distance 2600m, Addington - Survey 3200m

Result	TAB no.	Horse (Barrier)	2600 to	2400m to
6th	9	Switch On (8)	2400m	2200m
		Position in running (margin)	-	6(9.3)
		Sectional time (s)	20.23	15.41
		Cumulative time (s)	205.36	185.13
		Speed (m/s)	9.89	12.98
		Stride length (m)	5.72	6.08
		Stride duration (s)	0.468	0.468
		Stride efficiency (%)	51.16	57.74
		Stride count	34.95	32.90

Disclaimer.

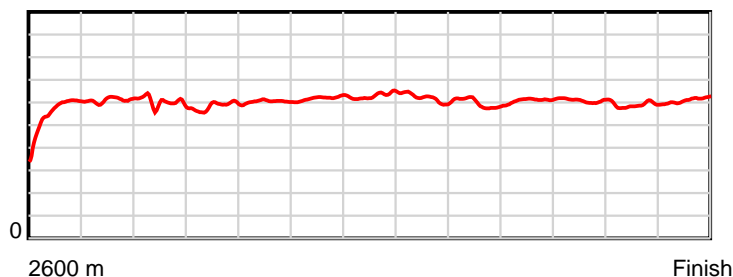
HRNZ and NZMTC and Thoroughbred Ratings Pty Ltd accepts no responsibility for the completeness or accuracy of any of the information contained herein, and makes no representations about its suitability for any particular purpose. Users should make their own judgements about those matters and/or seek independent advice. You assume all risks associated with use of the data provided on this page.

Race Results

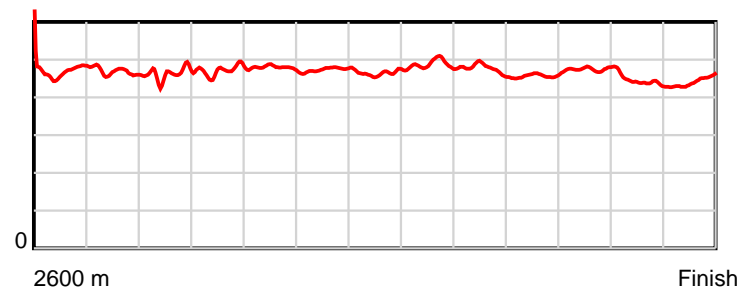
September 13, 2024, Race 9, RANGIORA ITM HANDICAP TROT, Distance 2600m, Addington - Survey 3200m

Result	TAB no.	Horse (Barrier)	2200m to	2000m to	1800m to	1600m to	1400m to	1200m to	1000m to	800m to	600m to	400m to	200m to	Total or	Margin
6th	9	Switch On (8)	2000m	1800m	1600m	1400m	1200m	1000m	800m	600m	400m	200m	WP	Average	
		Position in running (margin)	6(9.4)	6(10.0)	4(11.3)	4(11.0)	5(9.8)	5(9.2)	7(8.4)	8(9.1)	9(8.0)	9(8.2)	8(8.6)		12.50
		Sectional time (s)	15.45	16.17	15.93	15.32	14.74	15.64	15.99	14.99	15.82	15.23	14.44		
		Cumulative time (s)	169.72	154.27	138.10	122.17	106.85	92.11	76.47	60.48	45.49	29.67	14.44	3:25.36	
		Speed (m/s)	12.94	12.37	12.55	13.05	13.57	12.79	12.51	13.34	12.64	13.13	13.85	12.66	
		Stride length (m)	5.97	5.84	6.01	6.19	6.29	6.24	5.95	6.09	6.01	5.81	6.15	6.02	
		Stride duration (s)	0.461	0.472	0.479	0.474	0.464	0.488	0.476	0.457	0.475	0.442	0.444	0.476	
		Stride efficiency (%)	55.72	53.26	56.46	59.79	61.90	60.77	55.41	58.00	56.45	52.68	59.05	56.67	
		Stride count	33.49	34.26	33.27	32.33	31.78	32.07	33.59	32.83	33.28	34.44	32.54	431.73	

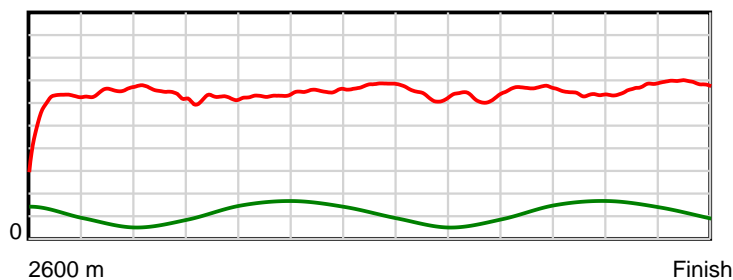
10 m Stride length



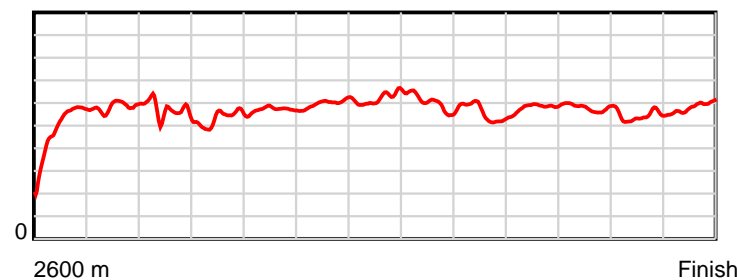
0.6 s Stride duration



20 m/sec Speed



100 % Stride efficiency



Note: Horizontal distance axis grid lines are 200m furlongs.

Disclaimer.

HRNZ and NZMTC and Thoroughbred Ratings Pty Ltd accepts no responsibility for the completeness or accuracy of any of the information contained herein, and makes no representations about its suitability for any particular purpose. Users should make their own judgements about those matters and/or seek independent advice. You assume all risks associated with use of the data provided on this page.



Race Results



September 13, 2024, Race 9, RANGIORA ITM HANDICAP TROT, Distance 2600m, Addington - Survey 3200m

Result	TAB no.	Horse (Barrier)	2600 to	2400m to
7th	6	The Royal Gamb... (5)	2400m	2200m
		Position in running (margin)	-	9(14.1)
		Sectional time (s)	20.85	15.26
		Cumulative time (s)	205.44	184.59
		Speed (m/s)	9.59	13.11
		Stride length (m)	5.52	5.98
		Stride duration (s)	0.468	0.456
		Stride efficiency (%)	47.56	55.94
		Stride count	36.25	33.43

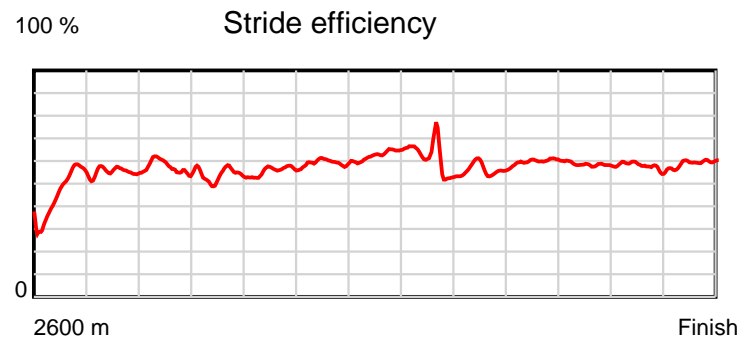
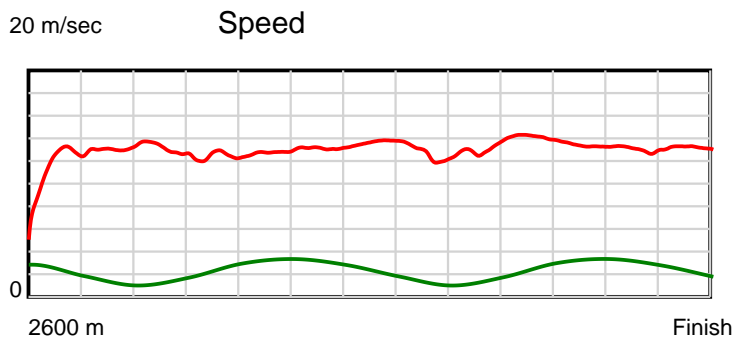
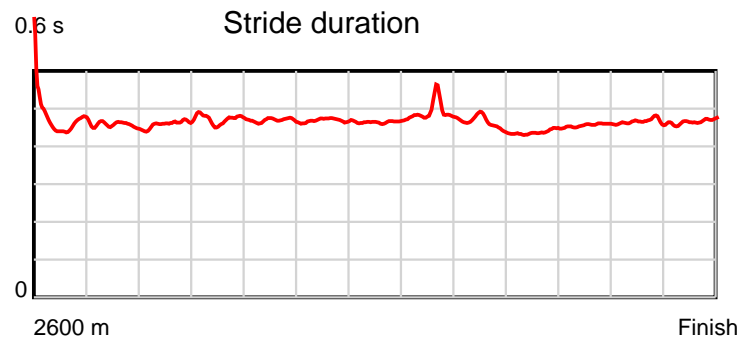
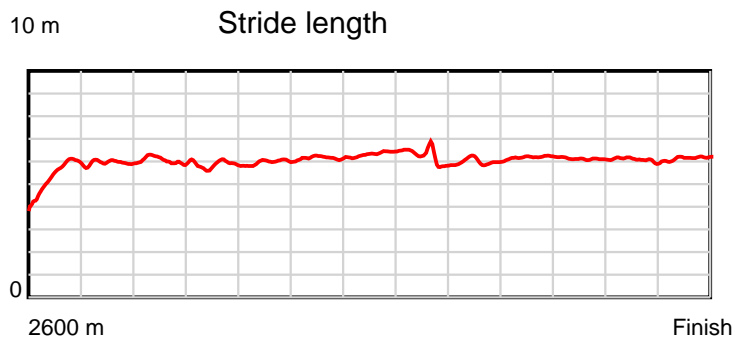
Disclaimer.

HRNZ and NZMTC and Thoroughbred Ratings Pty Ltd accepts no responsibility for the completeness or accuracy of any of the information contained herein, and makes no representations about its suitability for any particular purpose. Users should make their own judgements about those matters and/or seek independent advice. You assume all risks associated with use of the data provided on this page.

Race Results

September 13, 2024, Race 9, RANGIORA ITM HANDICAP TROT, Distance 2600m, Addington - Survey 3200m

Result	TAB no.	Horse (Barrier)	2200m to	2000m to	1800m to	1600m to	1400m to	1200m to	1000m to	800m to	600m to	400m to	200m to	Total or	Margin
7th	6	The Royal Gamb... (5)	2000m	1800m	1600m	1400m	1200m	1000m	800m	600m	400m	200m	WP	Average	
		Position in running (margin)	8(13.3)	8(12.5)	5(13.6)	6(13.0)	7(12.2)	8(11.5)	9(11.5)	9(10.1)	5(4.6)	4(2.2)	4(5.5)		12.90
		Sectional time (s)	15.22	16.14	15.89	15.37	14.73	15.77	15.64	14.26	15.39	15.71	15.21		
		Cumulative time (s)	169.33	154.11	137.97	122.08	106.71	91.98	76.21	60.57	46.31	30.92	15.21	3:25.44	
		Speed (m/s)	13.14	12.39	12.59	13.01	13.58	12.68	12.79	14.03	13.00	12.73	13.15	12.66	
		Stride length (m)	6.02	5.86	5.90	6.10	6.30	6.20	5.91	6.14	5.93	5.94	6.13	5.99	
		Stride duration (s)	0.458	0.473	0.469	0.469	0.464	0.489	0.462	0.438	0.456	0.466	0.467	0.473	
		Stride efficiency (%)	56.64	53.68	54.41	58.15	62.05	60.15	54.62	58.91	54.90	55.05	58.81	56.05	
		Stride count	33.22	34.12	33.90	32.79	31.74	32.23	33.83	32.57	33.74	33.70	32.60	434.12	



Note: Horizontal distance axis grid lines are 200m furlongs.

Disclaimer.

HRNZ and NZMTC and Thoroughbred Ratings Pty Ltd accepts no responsibility for the completeness or accuracy of any of the information contained herein, and makes no representations about its suitability for any particular purpose. Users should make their own judgements about those matters and/or seek independent advice. You assume all risks associated with use of the data provided on this page.



Race Results



September 13, 2024, Race 9, RANGIORA ITM HANDICAP TROT, Distance 2600m, Addington - Survey 3200m

Result	TAB no.	Horse (Barrier)	2600 to	2400m to
8th	5	Clyde (3)	2400m	2200m
		Position in running (margin)	-	5(9.0)
		Sectional time (s)	19.96	15.07
		Cumulative time (s)	205.91	185.95
		Speed (m/s)	10.02	13.27
		Stride length (m)	5.82	6.17
		Stride duration (s)	0.468	0.465
		Stride efficiency (%)	52.85	59.45
		Stride count	34.39	32.43

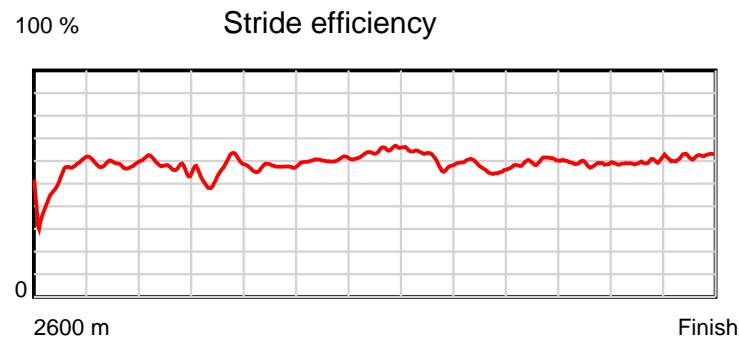
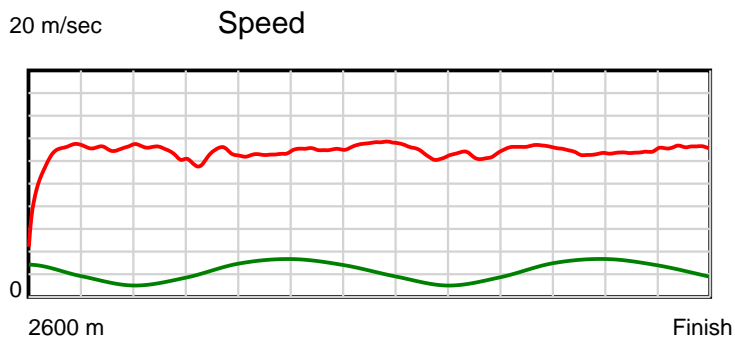
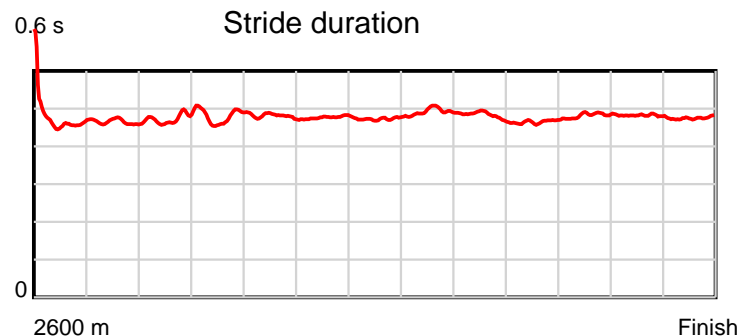
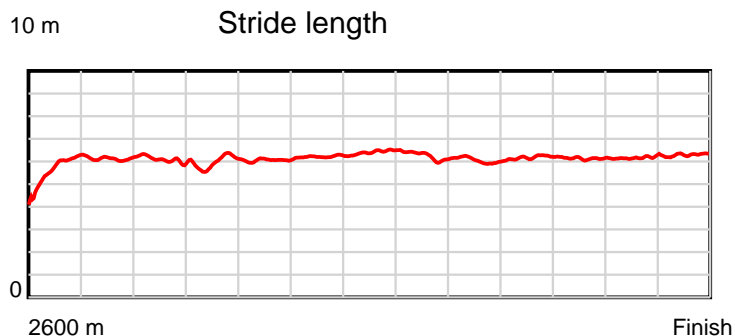
Disclaimer.

HRNZ and NZMTC and Thoroughbred Ratings Pty Ltd accepts no responsibility for the completeness or accuracy of any of the information contained herein, and makes no representations about its suitability for any particular purpose. Users should make their own judgements about those matters and/or seek independent advice. You assume all risks associated with use of the data provided on this page.

Race Results

September 13, 2024, Race 9, RANGIORA ITM HANDICAP TROT, Distance 2600m, Addington - Survey 3200m

Result	TAB no.	Horse (Barrier)	2200m to	2000m to	1800m to	1600m to	1400m to	1200m to	1000m to	800m to	600m to	400m to	200m to	Total or	Margin
8th	5	Clyde (3)	2000m	1800m	1600m	1400m	1200m	1000m	800m	600m	400m	200m	WP	Average	
		Position in running (margin)	5(7.0)	5(8.2)	3(9.0)	3(8.9)	3(8.0)	4(7.2)	5(6.7)	5(6.8)	7(5.9)	7(6.2)	9(8.7)		15.50
		Sectional time (s)	15.55	16.09	15.98	15.35	14.72	15.69	15.89	15.02	15.83	15.58	15.18		
		Cumulative time (s)	170.88	155.33	139.24	123.26	107.91	93.19	77.50	61.61	46.59	30.76	15.18	3:25.91	
		Speed (m/s)	12.86	12.43	12.52	13.03	13.59	12.75	12.59	13.32	12.63	12.84	13.18	12.63	
		Stride length (m)	6.09	5.97	6.01	6.22	6.43	6.28	6.07	6.19	6.09	6.18	6.27	6.13	
		Stride duration (s)	0.473	0.481	0.480	0.477	0.473	0.492	0.482	0.465	0.482	0.481	0.476	0.486	
		Stride efficiency (%)	57.94	55.76	56.45	60.37	64.53	61.56	57.60	59.85	57.99	59.59	61.42	58.77	
		Stride count	32.85	33.48	33.27	32.18	31.12	31.86	32.94	32.32	32.83	32.39	31.90	423.96	



Note: Horizontal distance axis grid lines are 200m furlongs.

Disclaimer.

HRNZ and NZMTC and Thoroughbred Ratings Pty Ltd accepts no responsibility for the completeness or accuracy of any of the information contained herein, and makes no representations about its suitability for any particular purpose. Users should make their own judgements about those matters and/or seek independent advice. You assume all risks associated with use of the data provided on this page.



Race Results



September 13, 2024, Race 9, RANGIORA ITM HANDICAP TROT, Distance 2600m, Addington - Survey 3200m

Result	TAB no.	Horse (Barrier)	2600 to	2400m to
9th	1	Osmium (4)	2400m	2200m
		Position in running (margin)	-	3(4.9)
		Sectional time (s)	19.47	14.86
		Cumulative time (s)	205.94	186.47
		Speed (m/s)	10.27	13.46
		Stride length (m)	5.25	6.18
		Stride duration (s)	0.446	0.459
		Stride efficiency (%)	43.09	59.61
		Stride count	38.09	32.38

Disclaimer.

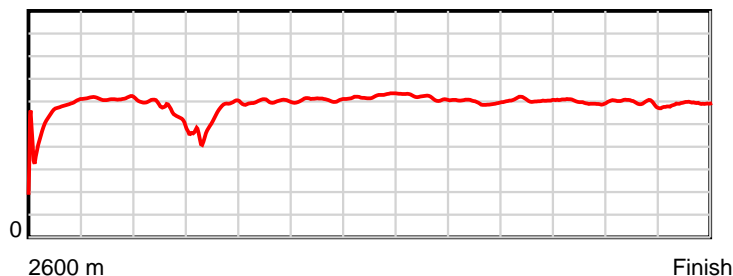
HRNZ and NZMTC and Thoroughbred Ratings Pty Ltd accepts no responsibility for the completeness or accuracy of any of the information contained herein, and makes no representations about its suitability for any particular purpose. Users should make their own judgements about those matters and/or seek independent advice. You assume all risks associated with use of the data provided on this page.

Race Results

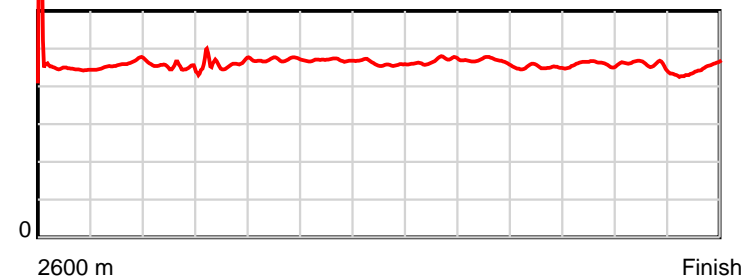
September 13, 2024, Race 9, RANGIORA ITM HANDICAP TROT, Distance 2600m, Addington - Survey 3200m

Result	TAB no.	Horse (Barrier)	2200m to	2000m to	1800m to	1600m to	1400m to	1200m to	1000m to	800m to	600m to	400m to	200m to	Total or	Margin
9th	1	Osmium (4)	2000m	1800m	1600m	1400m	1200m	1000m	800m	600m	400m	200m	WP	Average	
		Position in running (margin)	2(1.8)	3(5.5)	8(15.9)	8(15.2)	9(14.0)	9(13.2)	8(9.5)	7(8.8)	8(7.0)	8(6.6)	7(8.6)		15.60
		Sectional time (s)	15.99	17.68	15.86	15.31	14.70	15.16	15.76	14.87	15.72	15.49	15.07		
		Cumulative time (s)	171.61	155.62	137.94	122.08	106.77	92.07	76.91	61.15	46.28	30.56	15.07	3:25.94	
		Speed (m/s)	12.51	11.31	12.61	13.06	13.61	13.19	12.69	13.45	12.72	12.91	13.27	12.63	
		Stride length (m)	5.66	5.11	5.93	6.13	6.26	6.17	5.93	6.06	5.85	5.89	5.92	5.85	
		Stride duration (s)	0.452	0.452	0.470	0.469	0.461	0.468	0.468	0.450	0.460	0.456	0.446	0.464	
		Stride efficiency (%)	50.00	40.86	54.96	58.70	61.30	59.54	55.04	57.38	53.44	54.27	54.84	53.53	
		Stride count	35.36	39.11	33.73	32.63	31.93	32.40	33.70	33.01	34.20	33.94	33.76	444.24	

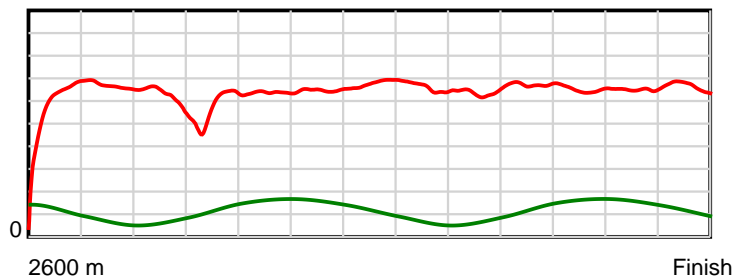
10 m Stride length



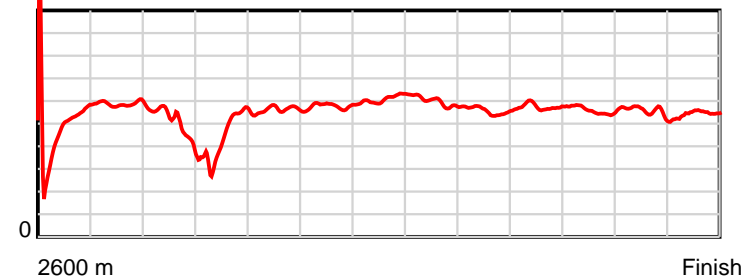
0.5 s Stride duration



20 m/sec Speed



100 % Stride efficiency



Note: Horizontal distance axis grid lines are 200m furlongs.

Disclaimer.

HRNZ and NZMTC and Thoroughbred Ratings Pty Ltd accepts no responsibility for the completeness or accuracy of any of the information contained herein, and makes no representations about its suitability for any particular purpose. Users should make their own judgements about those matters and/or seek independent advice. You assume all risks associated with use of the data provided on this page.



Race Results



September 13, 2024, Race 9, RANGIORA ITM HANDICAP TROT, Distance 2600m, Addington - Survey 3200m

Result	TAB no.	Horse (Barrier)	2600 to	2400m to
10th	13	Pyramid Mystic (12)	2400m	2200m
		Position in running (margin)	-	7(11.1)
		Sectional time (s)	20.25	15.52
		Cumulative time (s)	208.02	187.77
		Speed (m/s)	9.88	12.89
		Stride length (m)	5.78	6.05
		Stride duration (s)	0.468	0.470
		Stride efficiency (%)	52.26	57.22
		Stride count	34.58	33.05

Disclaimer.

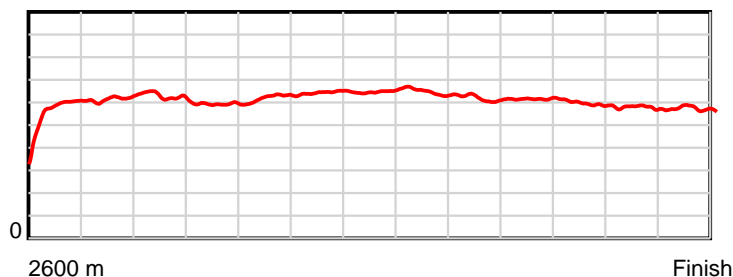
HRNZ and NZMTC and Thoroughbred Ratings Pty Ltd accepts no responsibility for the completeness or accuracy of any of the information contained herein, and makes no representations about its suitability for any particular purpose. Users should make their own judgements about those matters and/or seek independent advice. You assume all risks associated with use of the data provided on this page.

Race Results

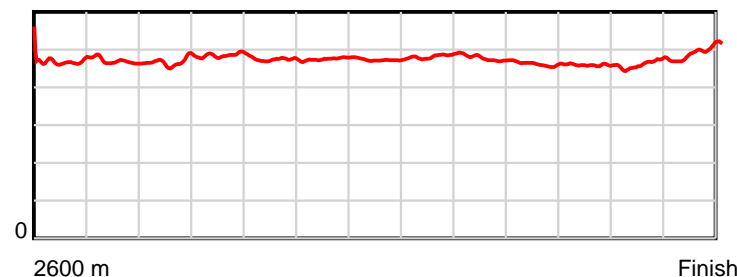
September 13, 2024, Race 9, RANGIORA ITM HANDICAP TROT, Distance 2600m, Addington - Survey 3200m

Result	TAB no.	Horse (Barrier)	2200m to	2000m to	1800m to	1600m to	1400m to	1200m to	1000m to	800m to	600m to	400m to	200m to	Total or	Margin
10th	13	Pyramid Mystic (12)	2000m	1800m	1600m	1400m	1200m	1000m	800m	600m	400m	200m	WP	Average	
		Position in running (margin)	7(11.9)	7(11.4)	6(13.6)	5(11.6)	4(9.1)	3(7.2)	3(4.0)	3(3.0)	2(1.4)	2(1.6)	6(8.2)		26.90
		Sectional time (s)	15.29	16.32	15.65	15.09	14.52	15.25	15.71	14.89	15.82	16.26	17.45		
		Cumulative time (s)	172.25	156.96	140.64	124.99	109.90	95.38	80.13	64.42	49.53	33.71	17.45	3:28.02	
		Speed (m/s)	13.08	12.25	12.78	13.25	13.77	13.11	12.73	13.43	12.64	12.30	11.46	12.50	
		Stride length (m)	6.13	5.95	6.05	6.31	6.51	6.34	6.06	6.19	5.80	5.69	5.68	6.03	
		Stride duration (s)	0.469	0.485	0.474	0.476	0.473	0.483	0.476	0.461	0.459	0.462	0.496	0.483	
		Stride efficiency (%)	58.75	55.25	57.22	62.14	66.26	62.72	57.37	59.92	52.64	50.51	50.43	56.84	
		Stride count	32.62	33.63	33.05	31.72	30.71	31.57	33.01	32.30	34.46	35.18	35.21	431.09	

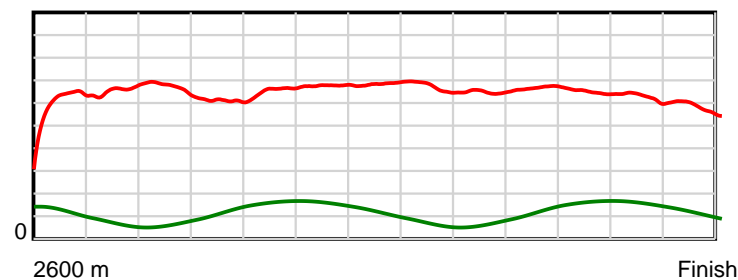
10 m Stride length



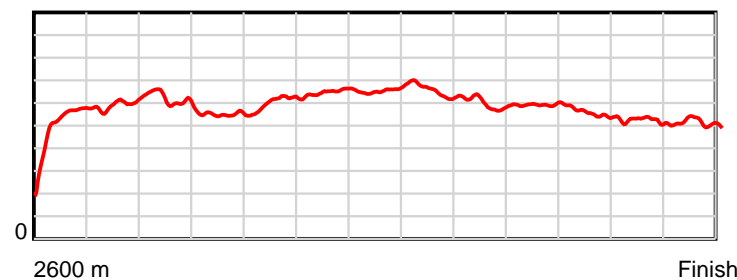
0.6 s Stride duration



20 m/sec Speed



100 % Stride efficiency



Note: Horizontal distance axis grid lines are 200m furlongs.

Disclaimer.

HRNZ and NZMTC and Thoroughbred Ratings Pty Ltd accepts no responsibility for the completeness or accuracy of any of the information contained herein, and makes no representations about its suitability for any particular purpose. Users should make their own judgements about those matters and/or seek independent advice. You assume all risks associated with use of the data provided on this page.



Race Results



September 13, 2024, Race 9, RANGIORA ITM HANDICAP TROT, Distance 2600m, Addington - Survey 3200m

Result	TAB no.	Horse (Barrier)	2600 to	2400m to
11th	7	T K Megastar (6)	2400m	2200m
		Position in running (margin)	-	4(7.3)
		Sectional time (s)	19.67	14.86
		Cumulative time (s)	208.05	188.38
		Speed (m/s)	10.17	13.46
		Stride length (m)	5.62	6.02
		Stride duration (s)	0.450	0.448
		Stride efficiency (%)	49.37	56.72
		Stride count	35.58	33.20

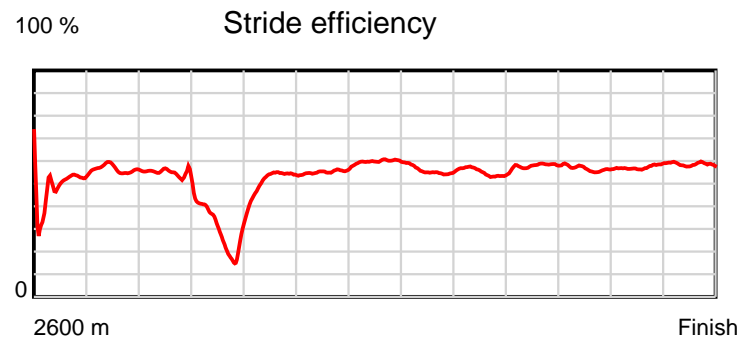
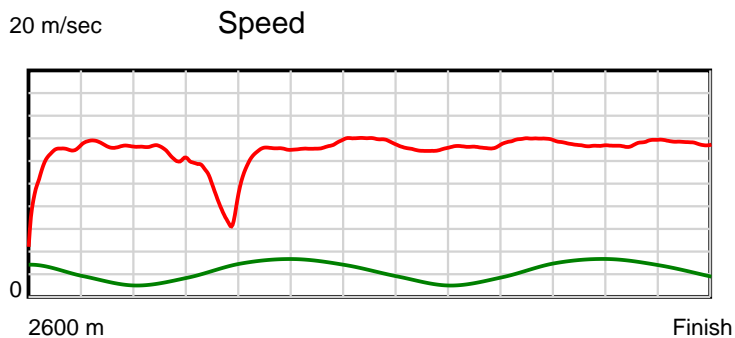
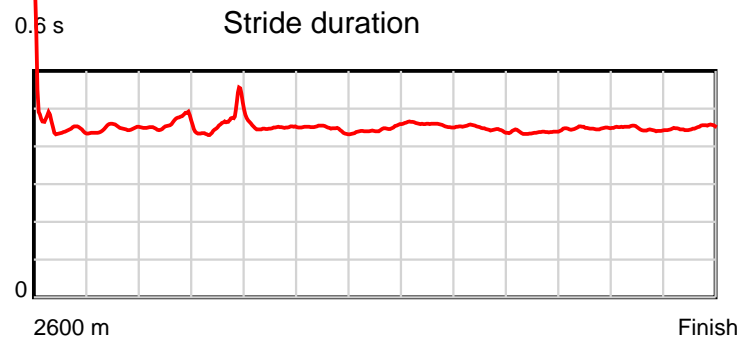
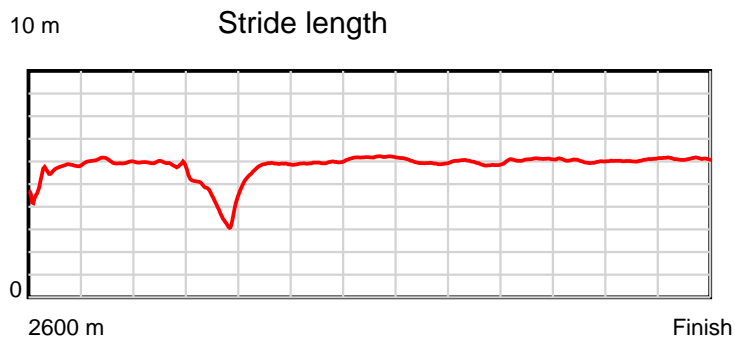
Disclaimer.

HRNZ and NZMTC and Thoroughbred Ratings Pty Ltd accepts no responsibility for the completeness or accuracy of any of the information contained herein, and makes no representations about its suitability for any particular purpose. Users should make their own judgements about those matters and/or seek independent advice. You assume all risks associated with use of the data provided on this page.

Race Results

September 13, 2024, Race 9, RANGIORA ITM HANDICAP TROT, Distance 2600m, Addington - Survey 3200m

Result	TAB no.	Horse (Barrier)	2200m to	2000m to	1800m to	1600m to	1400m to	1200m to	1000m to	800m to	600m to	400m to	200m to	Total or	Margin
11th	7	T K Megastar (6)	2000m	1800m	1600m	1400m	1200m	1000m	800m	600m	400m	200m	WP	Average	
		Position in running (margin)	3(4.1)	4(5.9)	10(44.3)	10(44.7)	10(42.8)	10(40.6)	10(38.0)	10(33.7)	10(29.1)	10(25.0)	10(23.4)		27.10
		Sectional time (s)	15.66	22.35	16.06	15.18	14.48	15.36	15.14	14.41	15.10	14.90	14.88		
		Cumulative time (s)	173.52	157.86	135.51	119.45	104.27	89.79	74.43	59.29	44.88	29.78	14.88	3:28.05	
		Speed (m/s)	12.77	8.95	12.45	13.18	13.81	13.02	13.21	13.88	13.25	13.42	13.44	12.50	
		Stride length (m)	5.86	4.16	5.61	5.88	6.17	5.96	5.90	6.08	5.94	5.99	6.04	5.73	
		Stride duration (s)	0.459	0.465	0.450	0.446	0.446	0.458	0.447	0.438	0.448	0.446	0.449	0.459	
		Stride efficiency (%)	53.71	27.09	49.13	54.03	59.47	55.57	54.45	57.76	55.11	56.14	57.05	51.36	
		Stride count	34.11	48.04	35.67	34.01	32.42	33.54	33.88	32.90	33.68	33.37	33.10	453.50	



Note: Horizontal distance axis grid lines are 200m furlongs.

Disclaimer.

HRNZ and NZMTC and Thoroughbred Ratings Pty Ltd accepts no responsibility for the completeness or accuracy of any of the information contained herein, and makes no representations about its suitability for any particular purpose. Users should make their own judgements about those matters and/or seek independent advice. You assume all risks associated with use of the data provided on this page.



Race Results



September 13, 2024, Race 9, RANGIORA ITM HANDICAP TROT, Distance 2600m, Addington - Survey 3200m

Result	TAB no.	Horse (Barrier)	2600 to	2400m to
12th	8	Tu Tangata (7)	2400m	2200m
		Position in running (margin)	-	11(32.3)
		Sectional time (s)	23.84	16.20
		Cumulative time (s)	208.29	184.45
		Speed (m/s)	8.39	12.35
		Stride length (m)	4.48	5.55
		Stride duration (s)	0.440	0.450
		Stride efficiency (%)	31.36	48.13
		Stride count	44.65	36.04

Disclaimer.

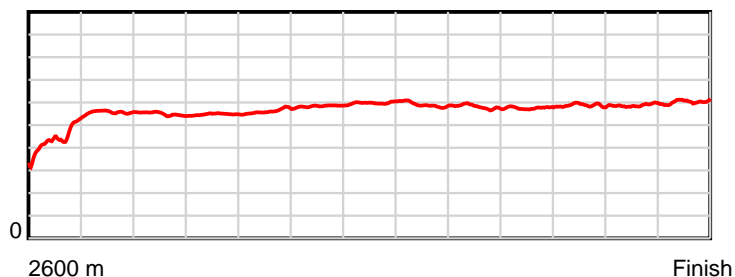
HRNZ and NZMTC and Thoroughbred Ratings Pty Ltd accepts no responsibility for the completeness or accuracy of any of the information contained herein, and makes no representations about its suitability for any particular purpose. Users should make their own judgements about those matters and/or seek independent advice. You assume all risks associated with use of the data provided on this page.

Race Results

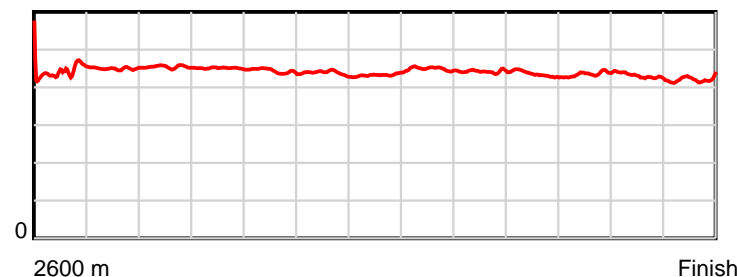
September 13, 2024, Race 9, RANGIORA ITM HANDICAP TROT, Distance 2600m, Addington - Survey 3200m

Result	TAB no.	Horse (Barrier)	2200m to	2000m to	1800m to	1600m to	1400m to	1200m to	1000m to	800m to	600m to	400m to	200m to	Total or	Margin
12th	8	Tu Tangata (7)	2000m	1800m	1600m	1400m	1200m	1000m	800m	600m	400m	200m	WP	Average	
		Position in running (margin)	11(37.2)	11(44.4)	11(47.2)	11(47.1)	11(45.5)	11(43.6)	11(40.6)	11(37.1)	11(36.3)	11(31.5)	11(28.8)		28.30
		Sectional time (s)	16.56	16.42	15.98	15.23	14.53	15.28	15.29	15.04	14.98	14.71	14.23		
		Cumulative time (s)	168.25	151.69	135.27	119.29	104.06	89.53	74.25	58.96	43.92	28.94	14.23	3:28.29	
		Speed (m/s)	12.08	12.18	12.52	13.13	13.76	13.09	13.08	13.30	13.35	13.60	14.05	12.48	
		Stride length (m)	5.49	5.49	5.55	5.75	5.97	5.87	5.78	5.78	5.81	5.83	5.95	5.61	
		Stride duration (s)	0.454	0.451	0.444	0.438	0.433	0.449	0.442	0.435	0.435	0.429	0.424	0.449	
		Stride efficiency (%)	47.08	47.09	48.17	51.68	55.65	53.89	52.13	52.29	52.77	53.19	55.41	49.19	
		Stride count	36.44	36.43	36.02	34.78	33.51	34.06	34.63	34.58	34.42	34.28	33.59	463.43	

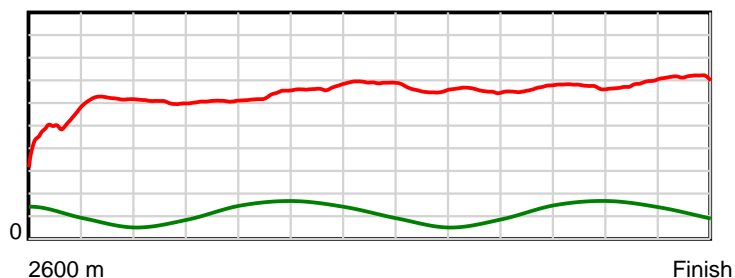
10 m Stride length



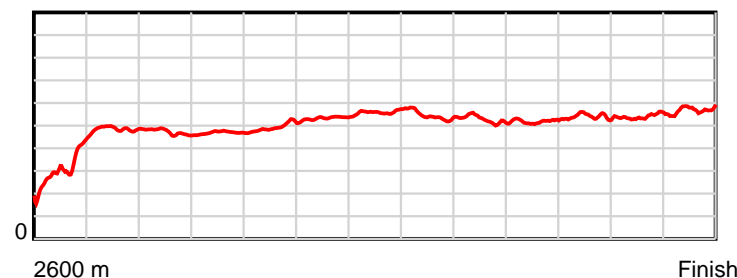
0.6 s Stride duration



20 m/sec Speed



100 % Stride efficiency



Note: Horizontal distance axis grid lines are 200m furlongs.

Disclaimer.

HRNZ and NZMTC and Thoroughbred Ratings Pty Ltd accepts no responsibility for the completeness or accuracy of any of the information contained herein, and makes no representations about its suitability for any particular purpose. Users should make their own judgements about those matters and/or seek independent advice. You assume all risks associated with use of the data provided on this page.



Race Results



September 13, 2024, Race 9, RANGIORA ITM HANDICAP TROT, Distance 2600m, Addington - Survey 3200m

Result	TAB no.	Horse (Barrier)	2600 to	2400m to
13th	3	Dancing Glenis (2)	2400m	2200m
		Position in running (margin)	-	12(44.8)
		Sectional time (s)	26.13	15.19
		Cumulative time (s)	213.35	187.22
		Speed (m/s)	7.65	13.17
		Stride length (m)	4.14	6.20
		Stride duration (s)	0.490	0.471
		Stride efficiency (%)	26.74	60.06
		Stride count	48.35	32.26

Disclaimer.

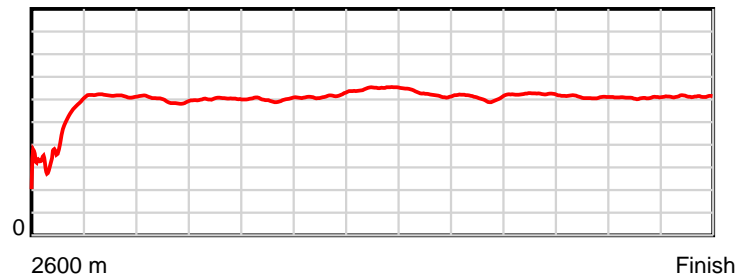
HRNZ and NZMTC and Thoroughbred Ratings Pty Ltd accepts no responsibility for the completeness or accuracy of any of the information contained herein, and makes no representations about its suitability for any particular purpose. Users should make their own judgements about those matters and/or seek independent advice. You assume all risks associated with use of the data provided on this page.

Race Results

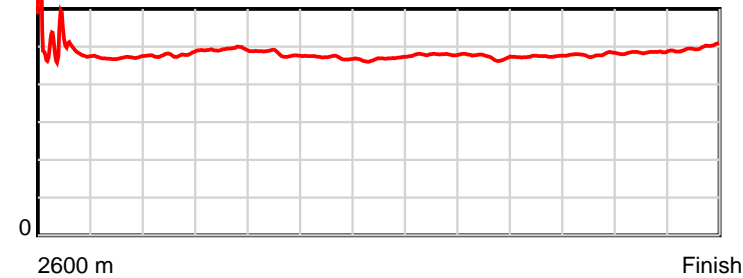
September 13, 2024, Race 9, RANGIORA ITM HANDICAP TROT, Distance 2600m, Addington - Survey 3200m

Result	TAB no.	Horse (Barrier)	2200m to	2000m to	1800m to	1600m to	1400m to	1200m to	1000m to	800m to	600m to	400m to	200m to	Total or	Margin
13th	3	Dancing Glenis (2)	2000m	1800m	1600m	1400m	1200m	1000m	800m	600m	400m	200m	WP	Average	
		Position in running (margin)	12(43.5)	12(47.6)	12(49.8)	12(51.1)	12(50.1)	12(47.4)	12(43.9)	12(41.7)	12(41.6)	12(41.8)	12(46.3)		55.70
		Sectional time (s)	16.04	16.32	16.20	15.34	14.40	15.19	15.51	15.16	15.81	15.91	16.15		
		Cumulative time (s)	172.03	155.99	139.67	123.47	108.13	93.73	78.54	63.03	47.87	32.06	16.15	3:33.35	
		Speed (m/s)	12.47	12.25	12.35	13.04	13.89	13.17	12.89	13.19	12.65	12.57	12.38	12.19	
		Stride length (m)	5.96	6.04	5.95	6.15	6.50	6.31	6.10	6.25	6.06	6.10	6.16	5.92	
		Stride duration (s)	0.478	0.493	0.482	0.471	0.468	0.479	0.473	0.474	0.479	0.485	0.498	0.486	
		Stride efficiency (%)	55.52	56.99	55.36	59.03	65.97	62.15	58.09	61.05	57.36	58.07	59.35	54.82	
		Stride count	33.55	33.12	33.60	32.54	30.78	31.71	32.80	32.00	33.01	32.81	32.45	438.98	

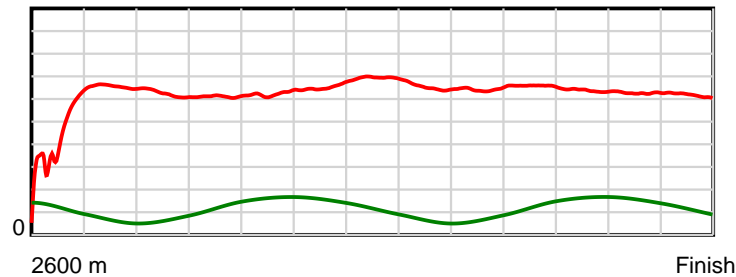
10 m Stride length



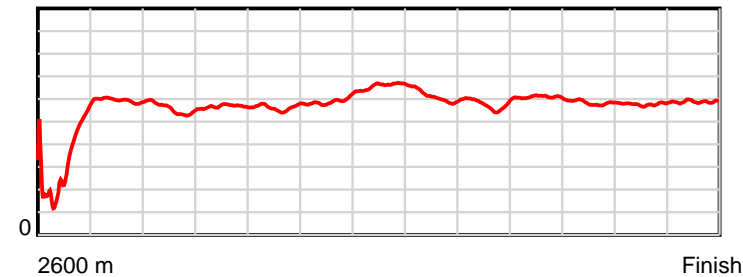
0.5 s Stride duration



20 m/sec Speed



100 % Stride efficiency



Note: Horizontal distance axis grid lines are 200m furlongs.

Disclaimer.

HRNZ and NZMTC and Thoroughbred Ratings Pty Ltd accepts no responsibility for the completeness or accuracy of any of the information contained herein, and makes no representations about its suitability for any particular purpose. Users should make their own judgements about those matters and/or seek independent advice. You assume all risks associated with use of the data provided on this page.