



Race Results

NZ Metropolitan Trotting Club Inc, HRNZ, October 03, 2024

Compilation date: October 3, 2024, 10:01:22 PM (NZDT)

Copyright © 2024 HRNZ and NZMTC. All rights reserved.

Trademarks.

StrideMASTER is a registered trademark of Thoroughbred Ratings Pty Ltd.

Disclaimer.

HRNZ and NZMTC and Thoroughbred Ratings Pty Ltd accepts no responsibility for the completeness or accuracy of any of the information contained herein, and makes no representations about its suitability for any particular purpose. Users should make their own judgements about those matters and/or seek independent advice. You assume all risks associated with use of the data provided on this page.



Race Results



October 03, 2024, Race 11, BRECKON FARMS HANDICAP TROT, Distance 2600m, Addington - Survey 3200m

Result	TAB no.	Horse (Barrier)	2600 to	2400m to
1st	5	Mighty Logan (2)	2400m	2200m
		Position in running (margin)	-	5(5.3)
		Sectional time (s)	17.60	15.68
		Cumulative time (s)	200.01	182.41
		Speed (m/s)	11.36	12.76
		Stride length (m)	5.89	6.12
		Stride duration (s)	0.463	0.480
		Stride efficiency (%)	54.18	58.62
		Stride count	33.97	32.66

Disclaimer.

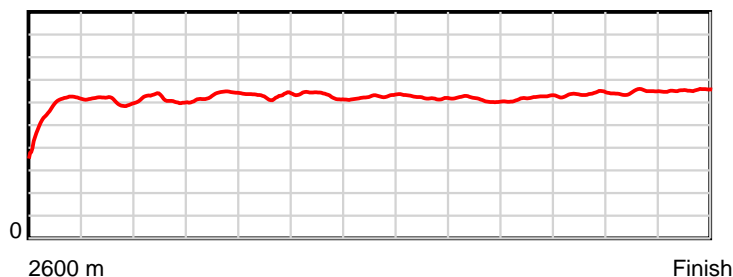
HRNZ and NZMTC and Thoroughbred Ratings Pty Ltd accepts no responsibility for the completeness or accuracy of any of the information contained herein, and makes no representations about its suitability for any particular purpose. Users should make their own judgements about those matters and/or seek independent advice. You assume all risks associated with use of the data provided on this page.

Race Results

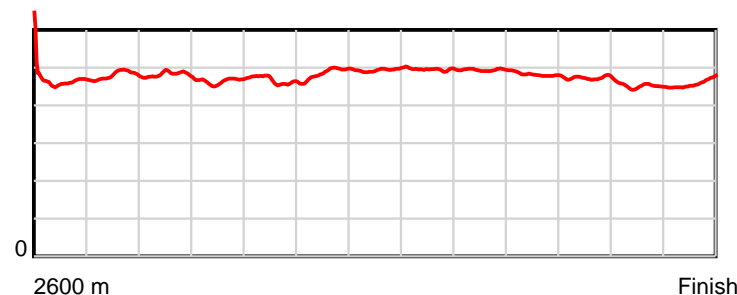
October 03, 2024, Race 11, BRECKON FARMS HANDICAP TROT, Distance 2600m, Addington - Survey 3200m

Result	TAB no.	Horse (Barrier)	2200m to	2000m to	1800m to	1600m to	1400m to	1200m to	1000m to	800m to	600m to	400m to	200m to	Total or	Margin
1st	5	Mighty Logan (2)	2000m	1800m	1600m	1400m	1200m	1000m	800m	600m	400m	200m	WP	Average	
		Position in running (margin)	5(11.2)	5(9.7)	3(2.2)	1(0.0)	1(0.0)	1(0.0)	1(0.0)	1(0.0)	1(0.0)	1(0.0)	1(0.0)		0.00
		Sectional time (s)	16.02	14.61	15.10	15.30	15.68	15.62	16.48	15.39	15.03	13.57	13.93		
		Cumulative time (s)	166.73	150.71	136.10	121.00	105.70	90.02	74.40	57.92	42.53	27.50	13.93	3:20.01	
		Speed (m/s)	12.48	13.69	13.25	13.07	12.76	12.80	12.14	13.00	13.31	14.74	14.36	13.00	
		Stride length (m)	6.01	6.36	6.18	6.37	6.31	6.34	6.00	6.25	6.27	6.64	6.61	6.25	
		Stride duration (s)	0.481	0.465	0.466	0.487	0.494	0.495	0.494	0.481	0.472	0.450	0.460	0.481	
		Stride efficiency (%)	56.45	63.20	59.61	63.40	62.20	62.71	56.16	61.03	61.51	68.85	68.24	61.03	
		Stride count	33.28	31.45	32.38	31.40	31.70	31.57	33.36	32.00	31.88	30.13	30.26	416.04	

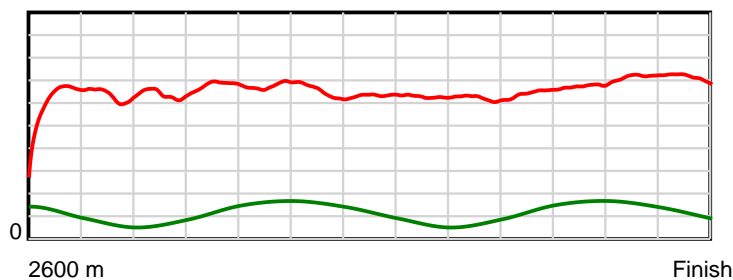
10 m Stride length



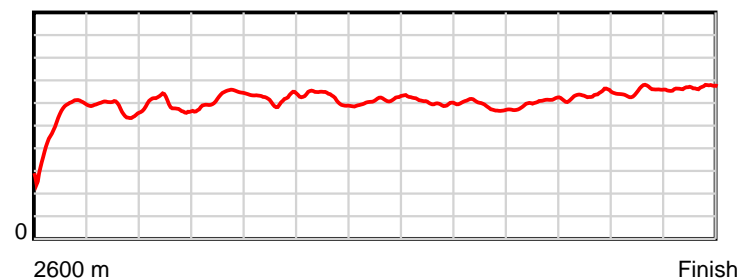
0.6 s Stride duration



20 m/sec Speed



100 % Stride efficiency



Note: Horizontal distance axis grid lines are 200m furlongs.

Disclaimer.

HRNZ and NZMTC and Thoroughbred Ratings Pty Ltd accepts no responsibility for the completeness or accuracy of any of the information contained herein, and makes no representations about its suitability for any particular purpose. Users should make their own judgements about those matters and/or seek independent advice. You assume all risks associated with use of the data provided on this page.



Race Results



October 03, 2024, Race 11, BRECKON FARMS HANDICAP TROT, Distance 2600m, Addington - Survey 3200m

Result	TAB no.	Horse (Barrier)	2600 to	2400m to
2nd	8	Jimmy Carter (1)	2400m	2200m
		Position in running (margin)	-	6(7.3)
		Sectional time (s)	17.82	15.72
		Cumulative time (s)	200.53	182.71
		Speed (m/s)	11.22	12.72
		Stride length (m)	68.66	132.96
		Stride duration (s)	5.599	10.449
		Stride efficiency (%)	7366.92	27624.54
		Stride count	2.91	1.50

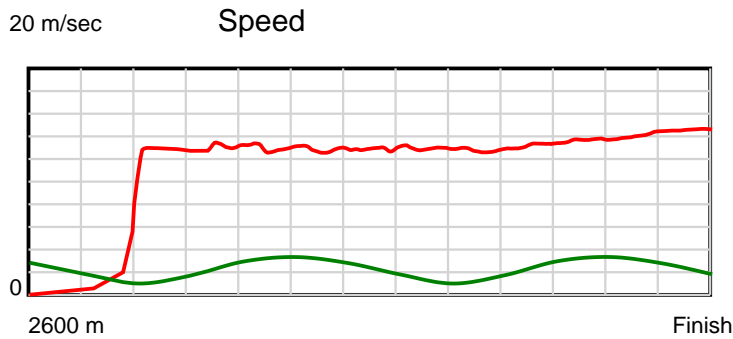
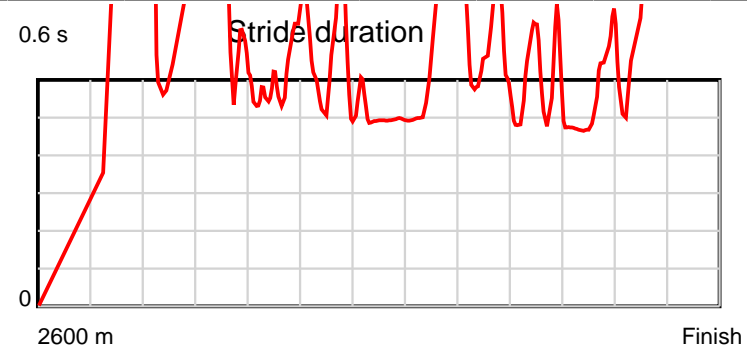
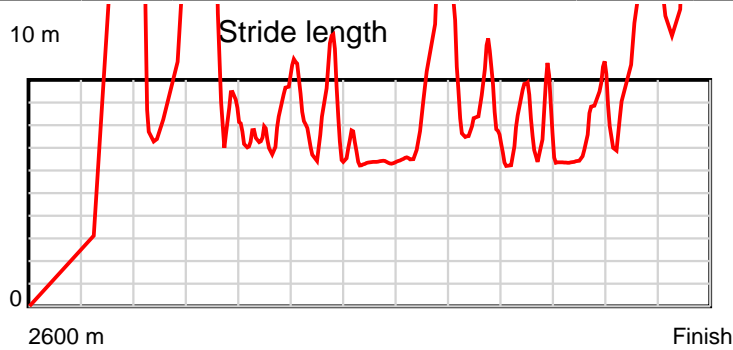
Disclaimer.

HRNZ and NZMTC and Thoroughbred Ratings Pty Ltd accepts no responsibility for the completeness or accuracy of any of the information contained herein, and makes no representations about its suitability for any particular purpose. Users should make their own judgements about those matters and/or seek independent advice. You assume all risks associated with use of the data provided on this page.

Race Results

October 03, 2024, Race 11, BRECKON FARMS HANDICAP TROT, Distance 2600m, Addington - Survey 3200m

Result	TAB no.	Horse (Barrier)	2200m to	2000m to	1800m to	1600m to	1400m to	1200m to	1000m to	800m to	600m to	400m to	200m to	Total or	Margin
2nd	8	Jimmy Carter (1)	2000m	1800m	1600m	1400m	1200m	1000m	800m	600m	400m	200m	WP	Average	
		Position in running (margin)	6(13.4)	6(12.0)	6(6.8)	6(8.3)	6(8.8)	6(7.5)	6(7.0)	5(4.9)	4(3.4)	3(3.2)	3(4.4)		2.80
		Sectional time (s)	16.02	15.01	15.70	15.38	15.46	15.53	16.14	15.14	15.00	13.77	13.84		
		Cumulative time (s)	166.99	150.97	135.96	120.26	104.88	89.42	73.89	57.75	42.61	27.61	13.84	3:20.53	
		Speed (m/s)	12.48	13.32	12.74	13.00	12.94	12.88	12.39	13.21	13.33	14.52	14.45	12.97	
		Stride length (m)	12.34	10.23	7.16	7.48	6.46	8.48	7.11	7.29	6.92	9.71	18.74	9.81	
		Stride duration (s)	0.988	0.768	0.562	0.575	0.500	0.658	0.574	0.552	0.519	0.669	1.297	0.756	
		Stride efficiency (%)	237.85	163.52	80.00	87.40	65.30	112.27	78.98	83.01	74.90	147.38	548.85	150.29	
		Stride count	16.21	19.55	27.95	26.74	30.94	23.60	28.13	27.44	28.89	20.59	10.67	265.12	



Note: Horizontal distance axis grid lines are 200m furlongs.

Disclaimer.

HRNZ and NZMTC and Thoroughbred Ratings Pty Ltd accepts no responsibility for the completeness or accuracy of any of the information contained herein, and makes no representations about its suitability for any particular purpose. Users should make their own judgements about those matters and/or seek independent advice. You assume all risks associated with use of the data provided on this page.



Race Results



October 03, 2024, Race 11, BRECKON FARMS HANDICAP TROT, Distance 2600m, Addington - Survey 3200m

Result	TAB no.	Horse (Barrier)	2600 to	2400m to
3rd	11	Mr Love (7)	2400m	2200m
		Position in running (margin)	-	9(13.8)
		Sectional time (s)	18.99	15.81
		Cumulative time (s)	200.57	181.58
		Speed (m/s)	10.53	12.65
		Stride length (m)	5.83	6.13
		Stride duration (s)	0.465	0.484
		Stride efficiency (%)	53.09	58.65
		Stride count	34.31	32.65

Disclaimer.

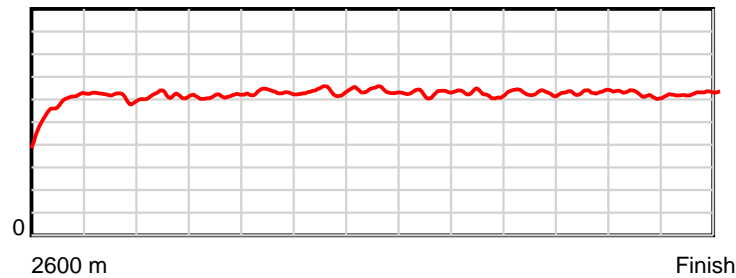
HRNZ and NZMTC and Thoroughbred Ratings Pty Ltd accepts no responsibility for the completeness or accuracy of any of the information contained herein, and makes no representations about its suitability for any particular purpose. Users should make their own judgements about those matters and/or seek independent advice. You assume all risks associated with use of the data provided on this page.

Race Results

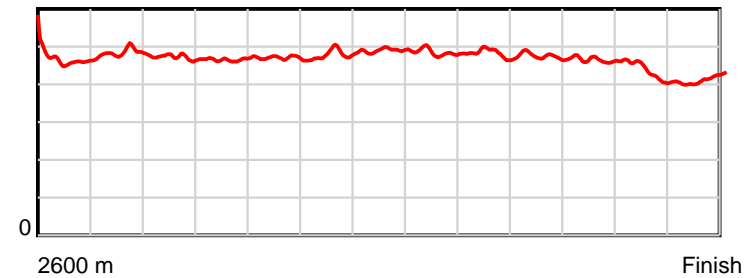
October 03, 2024, Race 11, BRECKON FARMS HANDICAP TROT, Distance 2600m, Addington - Survey 3200m

Result	TAB no.	Horse (Barrier)	2200m to	2000m to	1800m to	1600m to	1400m to	1200m to	1000m to	800m to	600m to	400m to	200m to	Total or	Margin
3rd	11	Mr Love (7)	2000m	1800m	1600m	1400m	1200m	1000m	800m	600m	400m	200m	WP	Average	
		Position in running (margin)	10(20.4)	10(19.2)	10(14.3)	10(14.4)	9(12.3)	10(11.3)	10(10.6)	9(9.3)	8(7.4)	8(7.0)	8(8.2)		3.00
		Sectional time (s)	16.06	15.04	15.48	14.95	15.51	15.50	16.26	15.07	14.98	13.77	13.15		
		Cumulative time (s)	165.77	149.71	134.67	119.19	104.24	88.73	73.23	56.97	41.90	26.92	13.15	3:20.57	
		Speed (m/s)	12.45	13.30	12.92	13.38	12.89	12.90	12.30	13.27	13.35	14.52	15.21	12.96	
		Stride length (m)	5.88	6.19	6.07	6.41	6.33	6.25	5.92	6.30	6.21	6.22	6.30	6.15	
		Stride duration (s)	0.472	0.466	0.470	0.479	0.491	0.484	0.481	0.475	0.465	0.429	0.414	0.475	
		Stride efficiency (%)	53.99	59.95	57.64	64.17	62.54	60.96	54.72	61.98	60.24	60.54	62.04	59.12	
		Stride count	34.03	32.29	32.93	31.21	31.61	32.02	33.80	31.76	32.21	32.13	31.74	422.69	

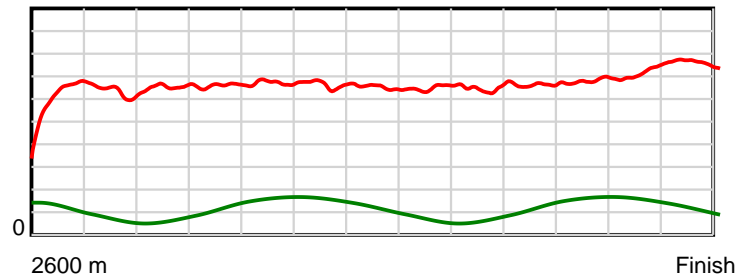
10 m Stride length



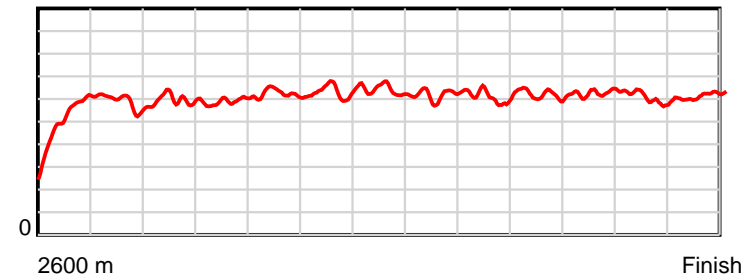
0.6 s Stride duration



20 m/sec Speed



100 % Stride efficiency



Note: Horizontal distance axis grid lines are 200m furlongs.

Disclaimer.

HRNZ and NZMTC and Thoroughbred Ratings Pty Ltd accepts no responsibility for the completeness or accuracy of any of the information contained herein, and makes no representations about its suitability for any particular purpose. Users should make their own judgements about those matters and/or seek independent advice. You assume all risks associated with use of the data provided on this page.



Race Results



October 03, 2024, Race 11, BRECKON FARMS HANDICAP TROT, Distance 2600m, Addington - Survey 3200m

Result	TAB no.	Horse (Barrier)	2600 to	2400m to
4th	4	Eurokash (10)	2400m	2200m
		Position in running (margin)	-	3(3.1)
		Sectional time (s)	17.30	14.99
		Cumulative time (s)	200.65	183.35
		Speed (m/s)	11.56	13.34
		Stride length (m)	5.58	6.44
		Stride duration (s)	0.477	0.483
		Stride efficiency (%)	48.59	64.79
		Stride count	35.87	31.06

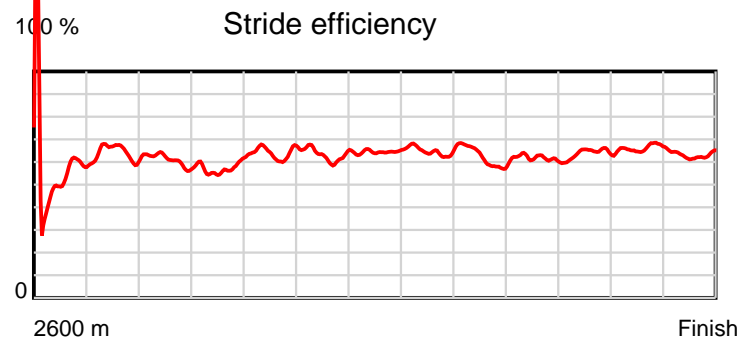
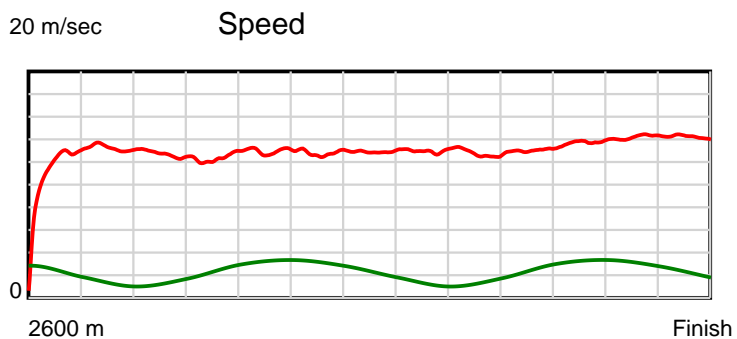
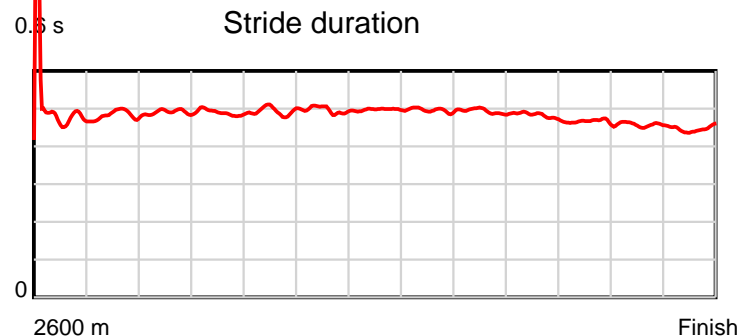
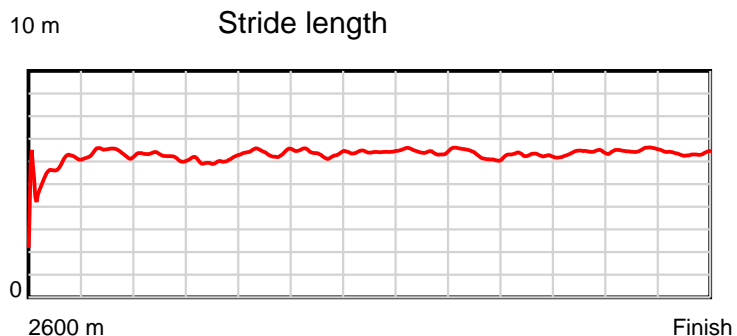
Disclaimer.

HRNZ and NZMTC and Thoroughbred Ratings Pty Ltd accepts no responsibility for the completeness or accuracy of any of the information contained herein, and makes no representations about its suitability for any particular purpose. Users should make their own judgements about those matters and/or seek independent advice. You assume all risks associated with use of the data provided on this page.

Race Results

October 03, 2024, Race 11, BRECKON FARMS HANDICAP TROT, Distance 2600m, Addington - Survey 3200m

Result	TAB no.	Horse (Barrier)	2200m to	2000m to	1800m to	1600m to	1400m to	1200m to	1000m to	800m to	600m to	400m to	200m to	Total or	Margin
4th	4	Eurokash (10)	2000m	1800m	1600m	1400m	1200m	1000m	800m	600m	400m	200m	WP	Average	
		Position in running (margin)	3(4.8)	3(5.1)	5(4.9)	5(6.2)	5(6.3)	4(5.9)	4(4.4)	3(3.3)	2(2.1)	2(1.5)	2(3.2)		3.40
		Sectional time (s)	16.30	15.84	15.67	15.32	15.60	15.37	16.31	15.18	14.94	13.85	13.98		
		Cumulative time (s)	168.36	152.06	136.22	120.55	105.23	89.63	74.26	57.95	42.77	27.83	13.98	3:20.65	
		Speed (m/s)	12.27	12.63	12.76	13.05	12.82	13.01	12.26	13.18	13.39	14.44	14.31	12.96	
		Stride length (m)	6.02	6.19	6.30	6.48	6.37	6.46	6.04	6.34	6.23	6.60	6.40	6.25	
		Stride duration (s)	0.490	0.490	0.494	0.496	0.497	0.497	0.493	0.481	0.465	0.457	0.448	0.483	
		Stride efficiency (%)	56.57	59.82	62.07	65.63	63.48	65.25	57.05	62.85	60.59	68.10	64.08	61.13	
		Stride count	33.24	32.32	31.73	30.86	31.38	30.95	33.10	31.54	32.12	30.30	31.23	415.70	



Note: Horizontal distance axis grid lines are 200m furlongs.

Disclaimer.

HRNZ and NZMTC and Thoroughbred Ratings Pty Ltd accepts no responsibility for the completeness or accuracy of any of the information contained herein, and makes no representations about its suitability for any particular purpose. Users should make their own judgements about those matters and/or seek independent advice. You assume all risks associated with use of the data provided on this page.



Race Results



October 03, 2024, Race 11, BRECKON FARMS HANDICAP TROT, Distance 2600m, Addington - Survey 3200m

Result	TAB no.	Horse (Barrier)	2600 to	2400m to
5th	12	Oscar Bonavena (3)	2400m	2200m
		Position in running (margin)	-	10(15.8)
		Sectional time (s)	19.15	15.79
		Cumulative time (s)	200.68	181.53
		Speed (m/s)	10.44	12.67
		Stride length (m)	6.01	5.93
		Stride duration (s)	0.445	0.468
		Stride efficiency (%)	56.48	54.96
		Stride count	33.27	33.72

Disclaimer.

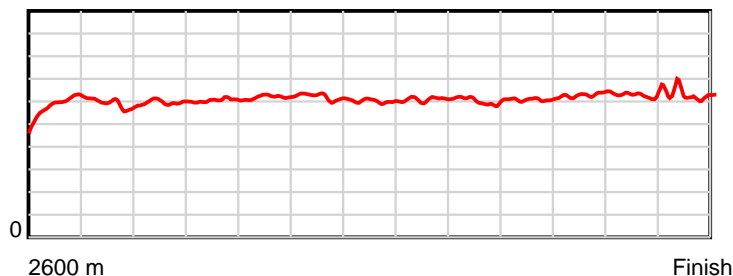
HRNZ and NZMTC and Thoroughbred Ratings Pty Ltd accepts no responsibility for the completeness or accuracy of any of the information contained herein, and makes no representations about its suitability for any particular purpose. Users should make their own judgements about those matters and/or seek independent advice. You assume all risks associated with use of the data provided on this page.

Race Results

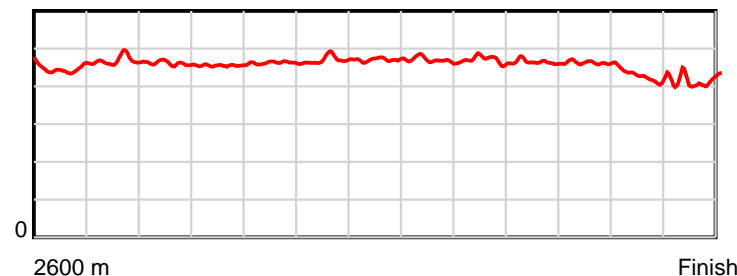
October 03, 2024, Race 11, BRECKON FARMS HANDICAP TROT, Distance 2600m, Addington - Survey 3200m

Result	TAB no.	Horse (Barrier)	2200m to	2000m to	1800m to	1600m to	1400m to	1200m to	1000m to	800m to	600m to	400m to	200m to	Total or	Margin
5th	12	Oscar Bonavena (3)	2000m	1800m	1600m	1400m	1200m	1000m	800m	600m	400m	200m	WP	Average	
		Position in running (margin)	11(22.3)	11(21.0)	11(16.1)	11(16.1)	11(14.7)	11(13.8)	11(12.5)	10(10.5)	10(9.0)	10(9.1)	9(8.7)		3.60
		Sectional time (s)	16.04	15.05	15.46	15.06	15.52	15.40	16.15	15.15	15.04	13.51	13.36		
		Cumulative time (s)	165.74	149.70	134.65	119.19	104.13	88.61	73.21	57.06	41.91	26.87	13.36	3:20.68	
		Speed (m/s)	12.47	13.29	12.94	13.28	12.89	12.99	12.38	13.20	13.30	14.80	14.97	12.96	
		Stride length (m)	5.75	6.05	5.98	6.25	6.06	6.10	5.82	6.13	6.14	6.23	6.21	6.05	
		Stride duration (s)	0.461	0.455	0.463	0.471	0.471	0.470	0.470	0.464	0.462	0.421	0.415	0.467	
		Stride efficiency (%)	51.68	57.10	55.96	61.04	57.46	58.11	52.90	58.76	58.97	60.73	60.26	57.16	
		Stride count	34.78	33.09	33.42	32.00	32.98	32.80	34.37	32.62	32.56	32.08	32.21	429.90	

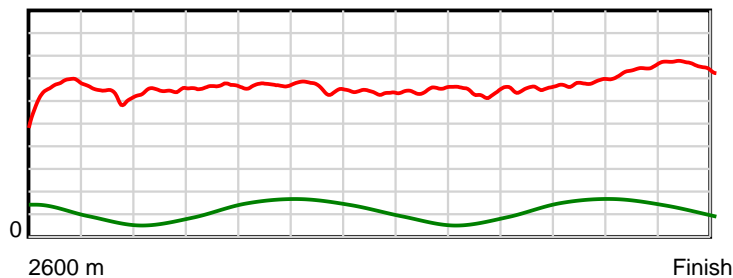
10 m Stride length



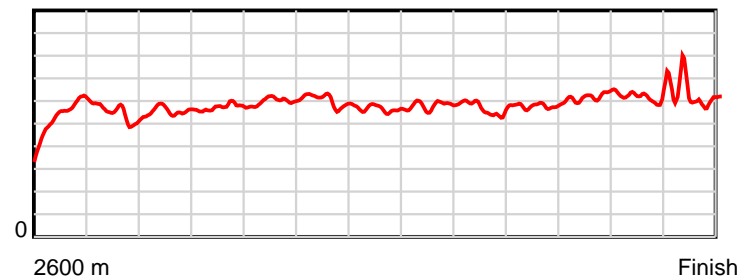
0.6 s Stride duration



20 m/sec Speed



100 % Stride efficiency



Note: Horizontal distance axis grid lines are 200m furlongs.

Disclaimer.

HRNZ and NZMTC and Thoroughbred Ratings Pty Ltd accepts no responsibility for the completeness or accuracy of any of the information contained herein, and makes no representations about its suitability for any particular purpose. Users should make their own judgements about those matters and/or seek independent advice. You assume all risks associated with use of the data provided on this page.



Race Results



October 03, 2024, Race 11, BRECKON FARMS HANDICAP TROT, Distance 2600m, Addington - Survey 3200m

Result	TAB no.	Horse (Barrier)	2600 to	2400m to
6th	3	Maui (9)	2400m	2200m
		Position in running (margin)	-	2(0.8)
		Sectional time (s)	16.92	14.57
		Cumulative time (s)	200.72	183.80
		Speed (m/s)	11.82	13.73
		Stride length (m)	5.79	6.43
		Stride duration (s)	0.460	0.468
		Stride efficiency (%)	52.45	64.55
		Stride count	34.52	31.12

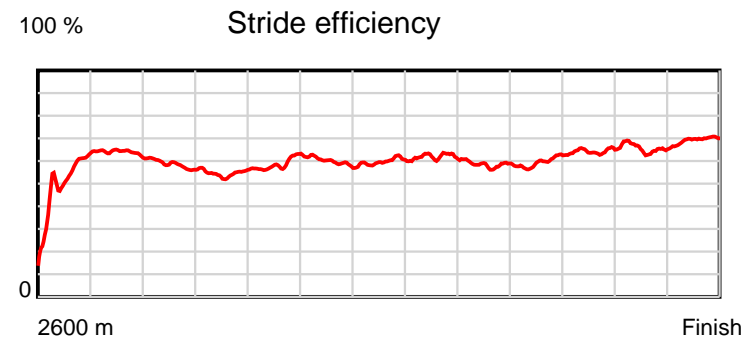
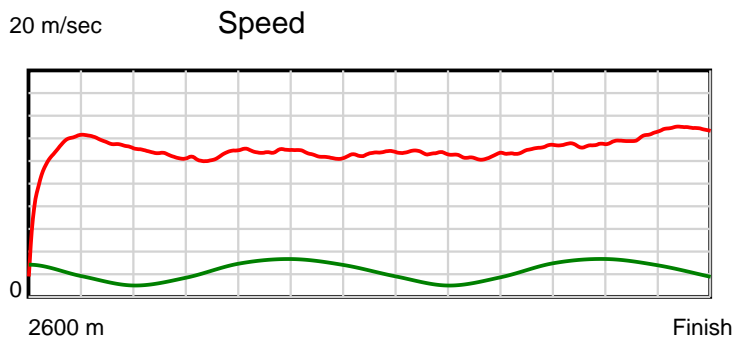
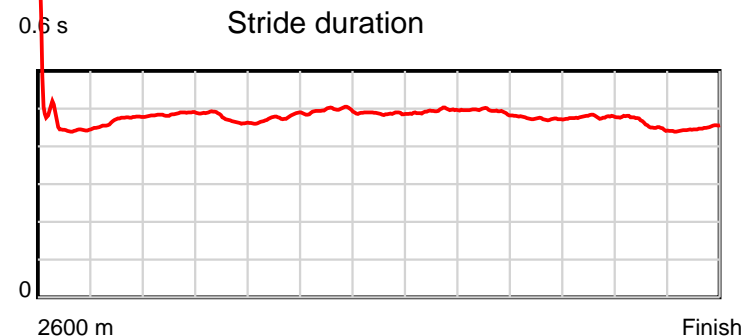
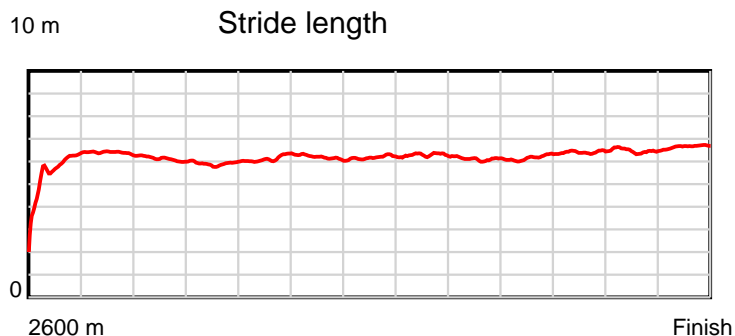
Disclaimer.

HRNZ and NZMTC and Thoroughbred Ratings Pty Ltd accepts no responsibility for the completeness or accuracy of any of the information contained herein, and makes no representations about its suitability for any particular purpose. Users should make their own judgements about those matters and/or seek independent advice. You assume all risks associated with use of the data provided on this page.

Race Results

October 03, 2024, Race 11, BRECKON FARMS HANDICAP TROT, Distance 2600m, Addington - Survey 3200m

Result	TAB no.	Horse (Barrier)	2200m to	2000m to	1800m to	1600m to	1400m to	1200m to	1000m to	800m to	600m to	400m to	200m to	Total or	Margin
6th	3	Maui (9)	2000m	1800m	1600m	1400m	1200m	1000m	800m	600m	400m	200m	WP	Average	
		Position in running (margin)	1(0.0)	1(0.0)	2(0.2)	3(2.1)	3(4.1)	3(4.2)	3(4.1)	4(4.5)	5(4.3)	5(5.1)	5(7.3)		3.80
		Sectional time (s)	16.25	15.91	15.76	15.63	15.70	15.59	16.56	15.36	15.16	13.94	13.37		
		Cumulative time (s)	169.23	152.98	137.07	121.31	105.68	89.98	74.39	57.83	42.47	27.31	13.37	3:20.72	
		Speed (m/s)	12.31	12.57	12.69	12.80	12.74	12.83	12.08	13.02	13.19	14.35	14.96	12.95	
		Stride length (m)	5.97	5.98	6.03	6.34	6.21	6.33	5.95	6.17	6.29	6.59	6.70	6.20	
		Stride duration (s)	0.485	0.475	0.476	0.496	0.487	0.493	0.493	0.474	0.477	0.460	0.448	0.479	
		Stride efficiency (%)	55.69	55.83	56.89	62.90	60.24	62.52	55.39	59.44	61.89	67.93	70.08	60.14	
		Stride count	33.50	33.46	33.15	31.52	32.21	31.62	33.59	32.43	31.78	30.34	29.86	419.10	



Note: Horizontal distance axis grid lines are 200m furlongs.

Disclaimer.

HRNZ and NZMTC and Thoroughbred Ratings Pty Ltd accepts no responsibility for the completeness or accuracy of any of the information contained herein, and makes no representations about its suitability for any particular purpose. Users should make their own judgements about those matters and/or seek independent advice. You assume all risks associated with use of the data provided on this page.



Race Results



October 03, 2024, Race 11, BRECKON FARMS HANDICAP TROT, Distance 2600m, Addington - Survey 3200m

Result	TAB no.	Horse (Barrier)	2600 to	2400m to
7th	10	Kyvalley Hotsp... (4)	2400m	2200m
		Position in running (margin)	-	8(11.6)
		Sectional time (s)	18.45	15.63
		Cumulative time (s)	200.91	182.46
		Speed (m/s)	10.84	12.80
		Stride length (m)	5.88	6.19
		Stride duration (s)	0.463	0.484
		Stride efficiency (%)	54.03	59.83
		Stride count	34.01	32.32

Disclaimer.

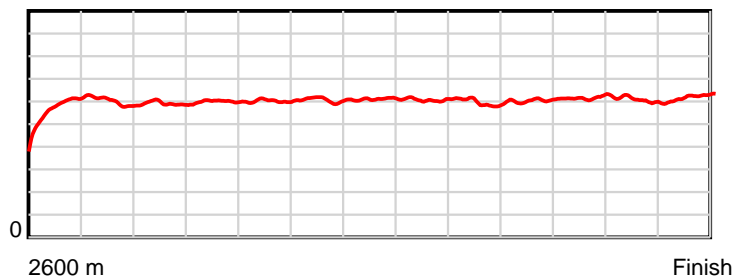
HRNZ and NZMTC and Thoroughbred Ratings Pty Ltd accepts no responsibility for the completeness or accuracy of any of the information contained herein, and makes no representations about its suitability for any particular purpose. Users should make their own judgements about those matters and/or seek independent advice. You assume all risks associated with use of the data provided on this page.

Race Results

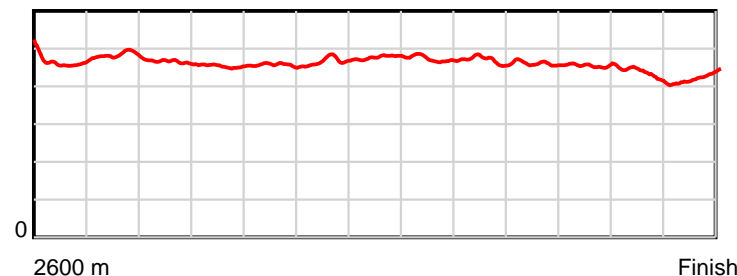
October 03, 2024, Race 11, BRECKON FARMS HANDICAP TROT, Distance 2600m, Addington - Survey 3200m

Result	TAB no.	Horse (Barrier)	2200m to	2000m to	1800m to	1600m to	1400m to	1200m to	1000m to	800m to	600m to	400m to	200m to	Total or	Margin
7th	10	Kyvalley Hotsp... (4)	2000m	1800m	1600m	1400m	1200m	1000m	800m	600m	400m	200m	WP	Average	
		Position in running (margin)	8(17.2)	8(17.1)	8(12.0)	8(12.2)	8(10.6)	8(10.0)	8(8.2)	6(6.5)	6(5.2)	6(5.4)	7(8.0)		4.80
		Sectional time (s)	16.24	15.03	15.49	15.04	15.57	15.31	16.21	15.16	15.07	14.01	13.70		
		Cumulative time (s)	166.83	150.59	135.56	120.07	105.03	89.46	74.15	57.94	42.78	27.71	13.70	3:20.91	
		Speed (m/s)	12.32	13.31	12.91	13.30	12.85	13.06	12.34	13.19	13.27	14.28	14.60	12.94	
		Stride length (m)	5.74	6.03	5.90	6.20	6.13	6.17	5.79	6.08	6.03	6.15	6.20	6.03	
		Stride duration (s)	0.466	0.453	0.457	0.466	0.477	0.472	0.469	0.461	0.455	0.431	0.425	0.466	
		Stride efficiency (%)	51.44	56.87	54.33	60.15	58.70	59.44	52.32	57.69	56.90	59.05	60.07	56.87	
		Stride count	34.86	33.15	33.92	32.24	32.63	32.43	34.56	32.92	33.14	32.53	32.26	430.97	

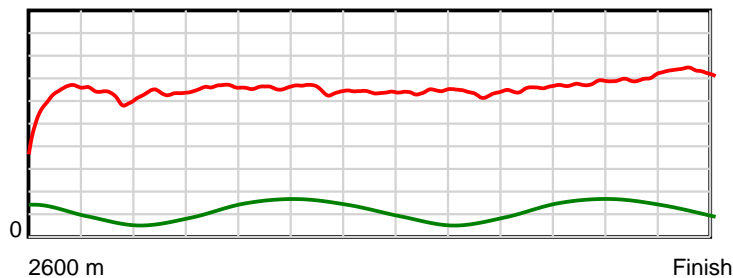
10 m Stride length



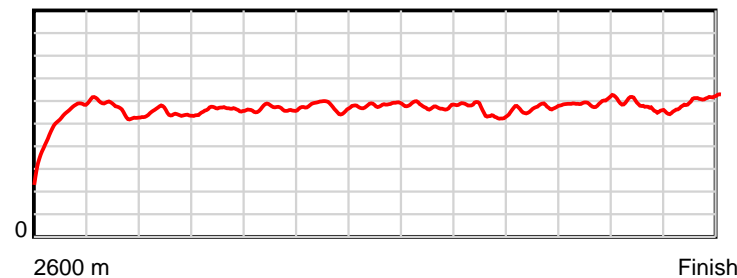
0.6 s Stride duration



20 m/sec Speed



100 % Stride efficiency



Note: Horizontal distance axis grid lines are 200m furlongs.

Disclaimer.

HRNZ and NZMTC and Thoroughbred Ratings Pty Ltd accepts no responsibility for the completeness or accuracy of any of the information contained herein, and makes no representations about its suitability for any particular purpose. Users should make their own judgements about those matters and/or seek independent advice. You assume all risks associated with use of the data provided on this page.



Race Results



October 03, 2024, Race 11, BRECKON FARMS HANDICAP TROT, Distance 2600m, Addington - Survey 3200m

Result	TAB no.	Horse (Barrier)	2600 to	2400m to
8th	1	EI Conqueror (5)	2400m	2200m
		Position in running (margin)	-	1(0.0)
		Sectional time (s)	16.76	14.99
		Cumulative time (s)	201.15	184.39
		Speed (m/s)	11.93	13.34
		Stride length (m)	5.78	6.39
		Stride duration (s)	0.476	0.479
		Stride efficiency (%)	52.12	63.90
		Stride count	34.63	31.28

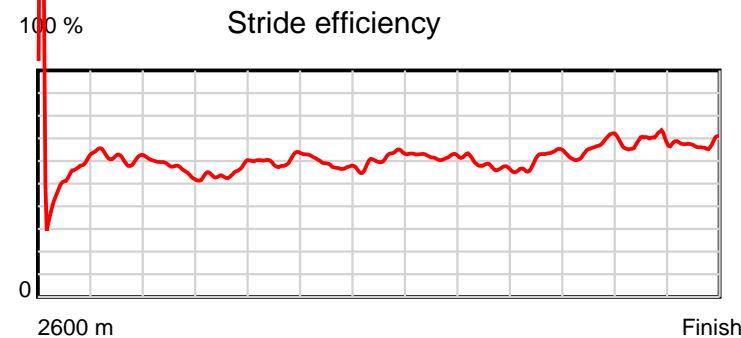
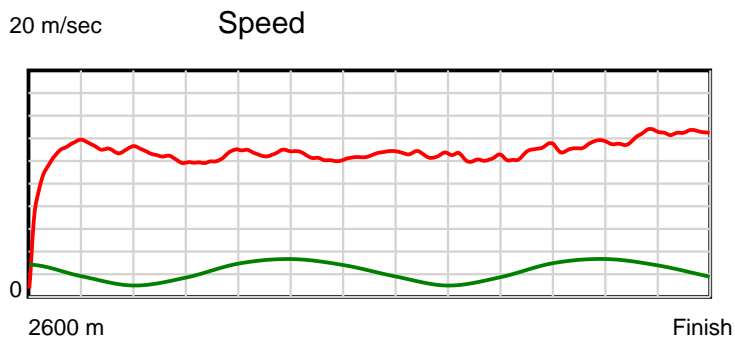
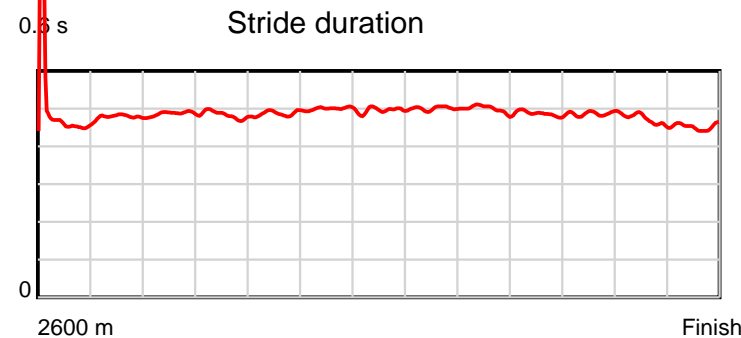
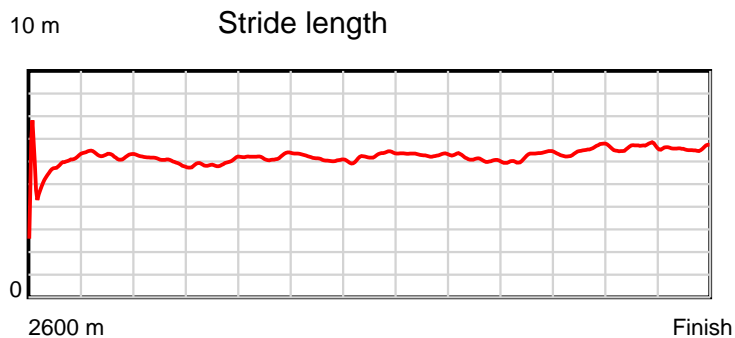
Disclaimer.

HRNZ and NZMTC and Thoroughbred Ratings Pty Ltd accepts no responsibility for the completeness or accuracy of any of the information contained herein, and makes no representations about its suitability for any particular purpose. Users should make their own judgements about those matters and/or seek independent advice. You assume all risks associated with use of the data provided on this page.

Race Results

October 03, 2024, Race 11, BRECKON FARMS HANDICAP TROT, Distance 2600m, Addington - Survey 3200m

Result	TAB no.	Horse (Barrier)	2200m to	2000m to	1800m to	1600m to	1400m to	1200m to	1000m to	800m to	600m to	400m to	200m to	Total or	Margin
8th	1	EI Conqueror (5)	2000m	1800m	1600m	1400m	1200m	1000m	800m	600m	400m	200m	WP	Average	
		Position in running (margin)	2(1.7)	2(2.5)	4(2.8)	4(5.0)	4(6.3)	5(6.1)	5(6.2)	7(6.9)	7(6.5)	7(6.5)	6(7.8)		6.20
		Sectional time (s)	16.38	15.93	15.81	15.52	15.65	15.64	16.60	15.32	15.02	13.80	13.73		
		Cumulative time (s)	169.40	153.02	137.09	121.28	105.76	90.11	74.47	57.87	42.55	27.53	13.73	3:21.15	
		Speed (m/s)	12.21	12.55	12.65	12.89	12.78	12.79	12.05	13.05	13.32	14.49	14.57	12.93	
		Stride length (m)	5.94	6.08	6.17	6.45	6.33	6.40	6.01	6.35	6.49	6.80	6.60	6.28	
		Stride duration (s)	0.487	0.484	0.487	0.500	0.495	0.501	0.498	0.487	0.488	0.470	0.453	0.486	
		Stride efficiency (%)	55.15	57.68	59.42	65.01	62.65	64.10	56.37	63.09	65.82	72.35	68.13	61.62	
		Stride count	33.67	32.92	32.43	31.01	31.59	31.23	33.30	31.48	30.82	29.39	30.29	414.04	



Note: Horizontal distance axis grid lines are 200m furlongs.

Disclaimer.

HRNZ and NZMTC and Thoroughbred Ratings Pty Ltd accepts no responsibility for the completeness or accuracy of any of the information contained herein, and makes no representations about its suitability for any particular purpose. Users should make their own judgements about those matters and/or seek independent advice. You assume all risks associated with use of the data provided on this page.



Race Results



October 03, 2024, Race 11, BRECKON FARMS HANDICAP TROT, Distance 2600m, Addington - Survey 3200m

Result	TAB no.	Horse (Barrier)	2600 to	2400m to
9th	9	Fiery Bandito (0)	2400m	2200m
		Position in running (margin)	-	4(4.0)
		Sectional time (s)	17.27	15.42
		Cumulative time (s)	201.34	184.07
		Speed (m/s)	11.58	12.97
		Stride length (m)	5.85	5.94
		Stride duration (s)	0.469	0.458
		Stride efficiency (%)	53.41	55.19
		Stride count	34.21	33.65

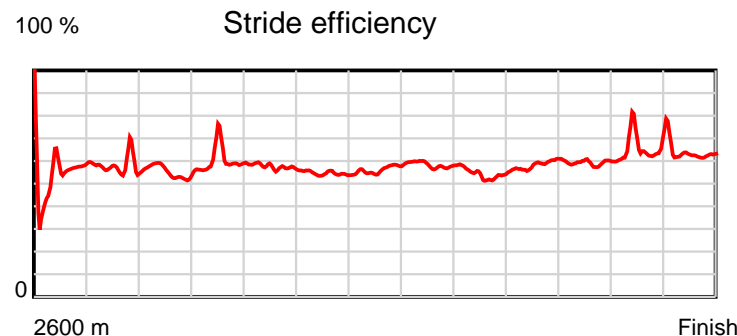
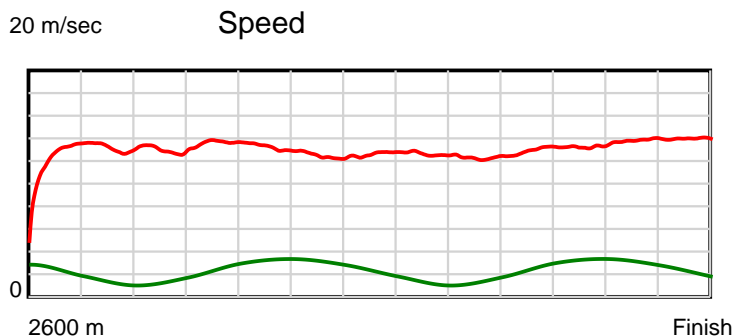
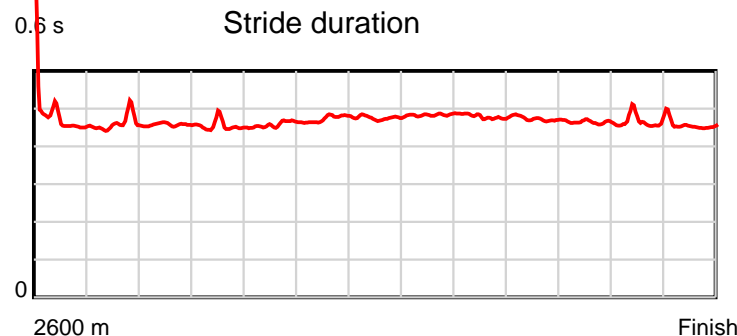
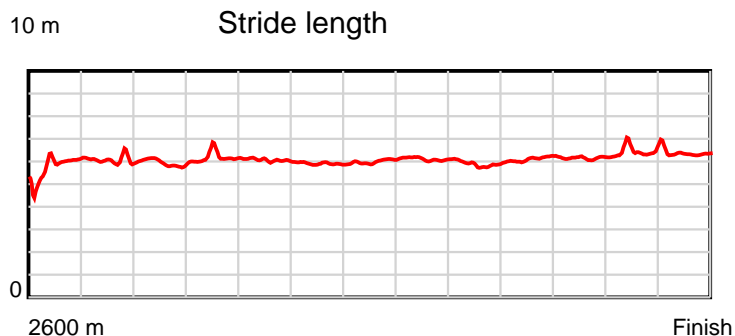
Disclaimer.

HRNZ and NZMTC and Thoroughbred Ratings Pty Ltd accepts no responsibility for the completeness or accuracy of any of the information contained herein, and makes no representations about its suitability for any particular purpose. Users should make their own judgements about those matters and/or seek independent advice. You assume all risks associated with use of the data provided on this page.

Race Results

October 03, 2024, Race 11, BRECKON FARMS HANDICAP TROT, Distance 2600m, Addington - Survey 3200m

Result	TAB no.	Horse (Barrier)	2200m to	2000m to	1800m to	1600m to	1400m to	1200m to	1000m to	800m to	600m to	400m to	200m to	Total or	Margin
9th	9	Fiery Bandito (0)	2000m	1800m	1600m	1400m	1200m	1000m	800m	600m	400m	200m	WP	Average	
		Position in running (margin)	4(8.3)	4(7.5)	1(0.0)	2(0.4)	2(2.1)	2(2.2)	2(1.8)	2(2.6)	3(2.2)	4(3.4)	4(6.2)		7.20
		Sectional time (s)	16.11	14.63	15.52	15.59	15.69	15.55	16.60	15.34	15.22	14.04	14.36		
		Cumulative time (s)	168.65	152.54	137.91	122.39	106.80	91.11	75.56	58.96	43.62	28.40	14.36	3:21.34	
		Speed (m/s)	12.41	13.67	12.89	12.83	12.75	12.86	12.05	13.04	13.14	14.25	13.93	12.91	
		Stride length (m)	5.68	6.16	5.91	6.08	6.06	6.22	5.77	6.16	6.09	6.61	6.31	6.06	
		Stride duration (s)	0.458	0.450	0.459	0.474	0.476	0.484	0.478	0.472	0.463	0.464	0.453	0.469	
		Stride efficiency (%)	50.48	59.23	54.61	57.80	57.44	60.42	51.94	59.31	57.93	68.38	62.21	57.31	
		Stride count	35.19	32.48	33.83	32.89	32.99	32.16	34.69	32.46	32.85	30.23	31.70	429.33	



Note: Horizontal distance axis grid lines are 200m furlongs.

Disclaimer.

HRNZ and NZMTC and Thoroughbred Ratings Pty Ltd accepts no responsibility for the completeness or accuracy of any of the information contained herein, and makes no representations about its suitability for any particular purpose. Users should make their own judgements about those matters and/or seek independent advice. You assume all risks associated with use of the data provided on this page.



Race Results



October 03, 2024, Race 11, BRECKON FARMS HANDICAP TROT, Distance 2600m, Addington - Survey 3200m

Result	TAB no.	Horse (Barrier)	2600 to	2400m to
10th	7	Mystic Max (8)	2400m	2200m
		Position in running (margin)	-	11(17.7)
		Sectional time (s)	19.58	15.06
		Cumulative time (s)	201.35	181.77
		Speed (m/s)	10.21	13.28
		Stride length (m)	6.53	8.70
		Stride duration (s)	0.558	0.655
		Stride efficiency (%)	66.60	118.17
		Stride count	30.64	23.00

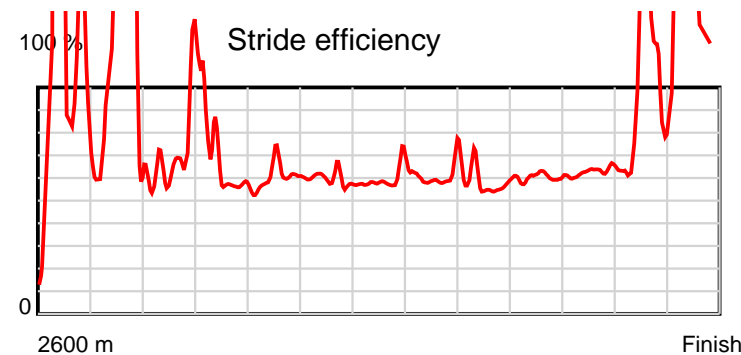
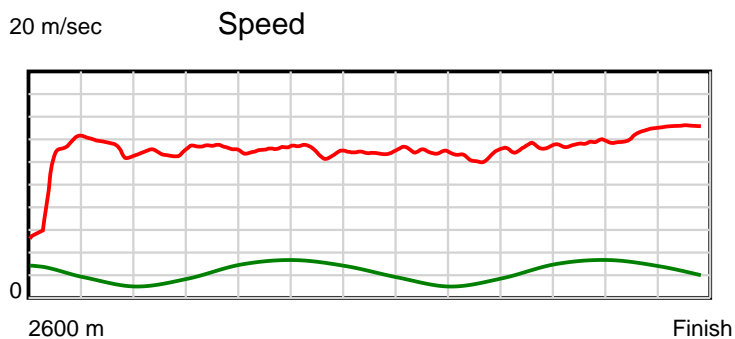
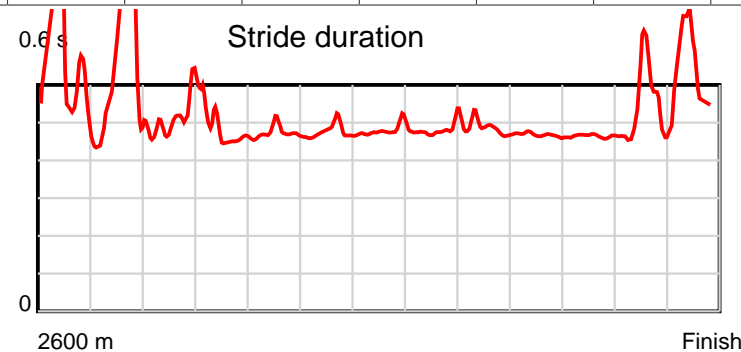
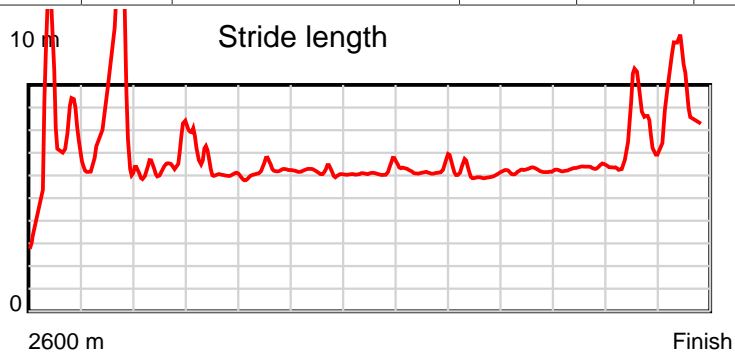
Disclaimer.

HRNZ and NZMTC and Thoroughbred Ratings Pty Ltd accepts no responsibility for the completeness or accuracy of any of the information contained herein, and makes no representations about its suitability for any particular purpose. Users should make their own judgements about those matters and/or seek independent advice. You assume all risks associated with use of the data provided on this page.

Race Results

October 03, 2024, Race 11, BRECKON FARMS HANDICAP TROT, Distance 2600m, Addington - Survey 3200m

Result	TAB no.	Horse (Barrier)	2200m to	2000m to	1800m to	1600m to	1400m to	1200m to	1000m to	800m to	600m to	400m to	200m to	Total or	Margin
10th	7	Mystic Max (8)	2000m	1800m	1600m	1400m	1200m	1000m	800m	600m	400m	200m	WP	Average	
		Position in running (margin)	9(19.9)	9(18.8)	9(12.7)	9(14.1)	10(12.9)	9(10.8)	9(10.1)	11(10.8)	11(10.4)	11(11.1)	11(12.1)		7.20
		Sectional time (s)	16.07	14.85	15.69	15.11	15.33	15.49	16.59	15.34	15.14	13.74	13.36		
		Cumulative time (s)	166.71	150.64	135.79	120.10	104.99	89.66	74.17	57.58	42.24	27.10	13.36	3:21.35	
		Speed (m/s)	12.45	13.47	12.75	13.24	13.05	12.91	12.06	13.04	13.21	14.56	14.97	12.91	
		Stride length (m)	6.11	6.43	6.00	6.29	6.25	6.21	5.82	6.09	6.14	7.63	9.76	6.61	
		Stride duration (s)	0.491	0.477	0.470	0.475	0.479	0.481	0.483	0.467	0.465	0.524	0.652	0.512	
		Stride efficiency (%)	58.42	64.57	56.19	61.75	61.02	60.26	52.91	57.96	58.87	91.05	148.74	68.28	
		Stride count	32.71	31.11	33.35	31.81	32.01	32.21	34.37	32.84	32.58	26.20	20.50	393.33	



Note: Horizontal distance axis grid lines are 200m furlongs.

Disclaimer.

HRNZ and NZMTC and Thoroughbred Ratings Pty Ltd accepts no responsibility for the completeness or accuracy of any of the information contained herein, and makes no representations about its suitability for any particular purpose. Users should make their own judgements about those matters and/or seek independent advice. You assume all risks associated with use of the data provided on this page.



Race Results



October 03, 2024, Race 11, BRECKON FARMS HANDICAP TROT, Distance 2600m, Addington - Survey 3200m

Result	TAB no.	Horse (Barrier)	2600 to	2400m to
11th	6	Love N The Por... (6)	2400m	2200m
		Position in running (margin)	-	7(9.5)
		Sectional time (s)	18.16	15.72
		Cumulative time (s)	201.36	183.20
		Speed (m/s)	11.01	12.72
		Stride length (m)	5.75	6.09
		Stride duration (s)	0.467	0.479
		Stride efficiency (%)	51.59	58.02
		Stride count	34.81	32.82

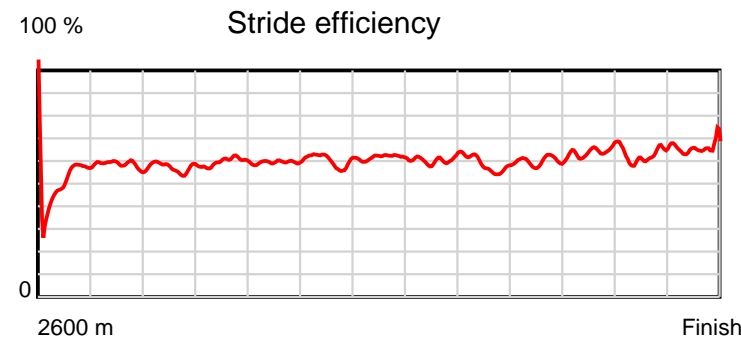
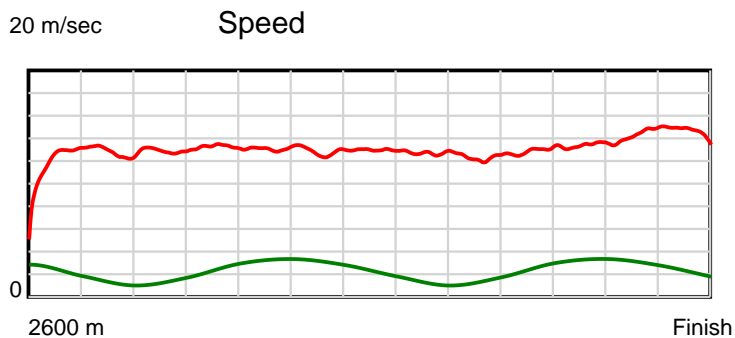
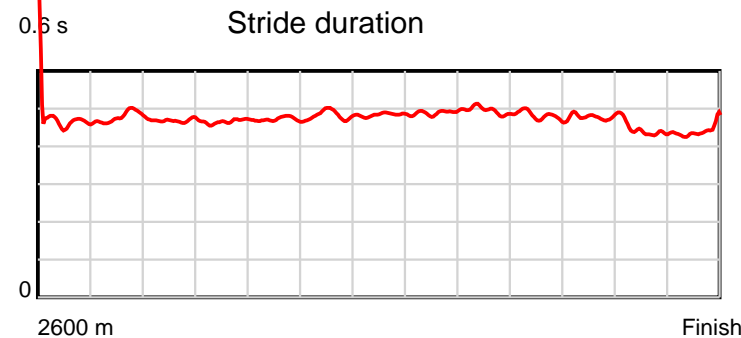
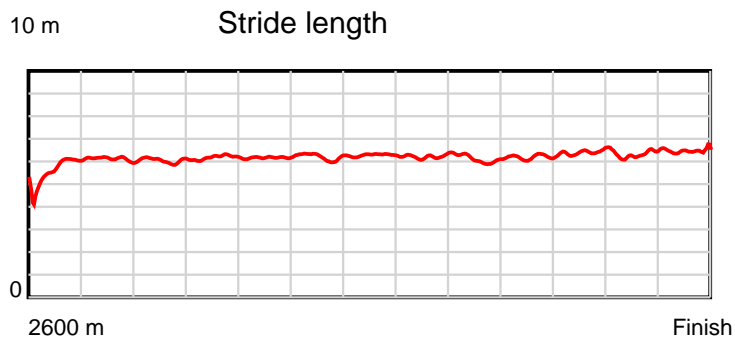
Disclaimer.

HRNZ and NZMTC and Thoroughbred Ratings Pty Ltd accepts no responsibility for the completeness or accuracy of any of the information contained herein, and makes no representations about its suitability for any particular purpose. Users should make their own judgements about those matters and/or seek independent advice. You assume all risks associated with use of the data provided on this page.

Race Results

October 03, 2024, Race 11, BRECKON FARMS HANDICAP TROT, Distance 2600m, Addington - Survey 3200m

Result	TAB no.	Horse (Barrier)	2200m to	2000m to	1800m to	1600m to	1400m to	1200m to	1000m to	800m to	600m to	400m to	200m to	Total or	Margin
11th	6	Love N The Por... (6)	2000m	1800m	1600m	1400m	1200m	1000m	800m	600m	400m	200m	WP	Average	
		Position in running (margin)	7(15.6)	7(14.8)	7(10.5)	7(10.8)	7(10.2)	7(8.6)	7(8.1)	8(8.6)	9(8.3)	9(8.9)	10(9.5)		7.30
		Sectional time (s)	16.12	15.16	15.50	15.21	15.40	15.53	16.56	15.35	15.13	13.67	13.85		
		Cumulative time (s)	167.48	151.36	136.20	120.70	105.49	90.09	74.56	58.00	42.65	27.52	13.85	3:21.36	
		Speed (m/s)	12.41	13.19	12.90	13.15	12.99	12.88	12.08	13.03	13.22	14.63	14.44	12.91	
		Stride length (m)	5.81	6.15	6.08	6.36	6.28	6.30	5.97	6.27	6.34	6.46	6.35	6.16	
		Stride duration (s)	0.469	0.466	0.471	0.484	0.484	0.489	0.494	0.481	0.479	0.441	0.440	0.477	
		Stride efficiency (%)	52.84	59.05	57.81	63.22	61.65	61.98	55.64	61.34	62.76	65.12	63.10	59.34	
		Stride count	34.39	32.53	32.88	31.44	31.84	31.76	33.52	31.92	31.56	30.98	31.47	421.92	



Note: Horizontal distance axis grid lines are 200m furlongs.

Disclaimer.

HRNZ and NZMTC and Thoroughbred Ratings Pty Ltd accepts no responsibility for the completeness or accuracy of any of the information contained herein, and makes no representations about its suitability for any particular purpose. Users should make their own judgements about those matters and/or seek independent advice. You assume all risks associated with use of the data provided on this page.