



Race Results

NZ Metropolitan Trotting Club Inc, HRNZ, October 03, 2024

Compilation date: October 3, 2024, 6:31:12 PM (NZDT)

Copyright © 2024 HRNZ and NZMTC. All rights reserved.

Trademarks.

StrideMASTER is a registered trademark of Thoroughbred Ratings Pty Ltd.

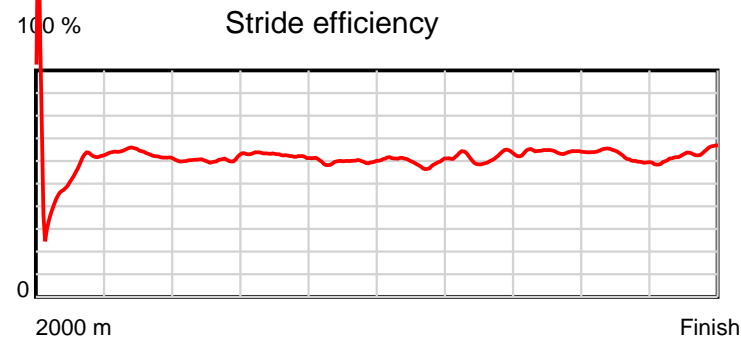
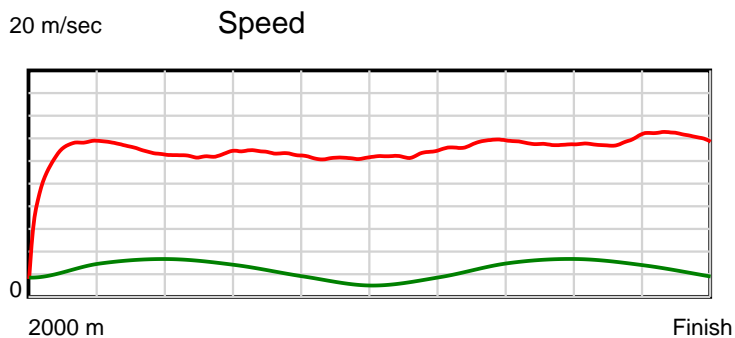
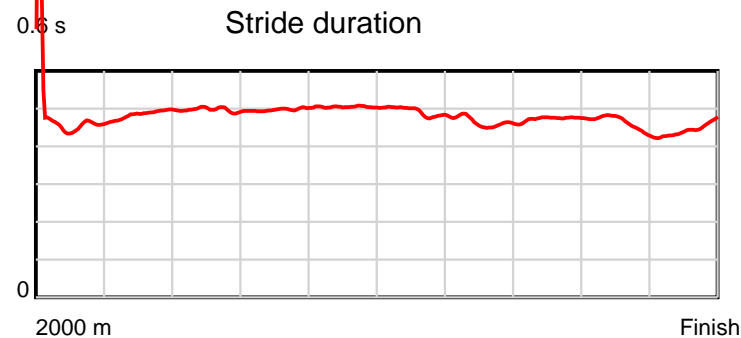
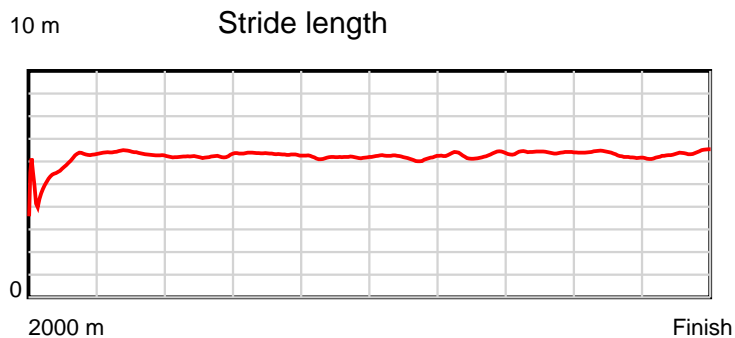
Disclaimer.

HRNZ and NZMTC and Thoroughbred Ratings Pty Ltd accepts no responsibility for the completeness or accuracy of any of the information contained herein, and makes no representations about its suitability for any particular purpose. Users should make their own judgements about those matters and/or seek independent advice. You assume all risks associated with use of the data provided on this page.

Race Results

October 03, 2024, Race 4, BETAVET TROT, Distance 2000m, Addington - Survey 3200m

Result	TAB no.	Horse (Barrier)	2000 to	1800m to	1600m to	1400m to	1200m to	1000m to	800m to	600m to	400m to	200m to	Total or	Margin
1st	8	Brother Love (9)	1800m	1600m	1400m	1200m	1000m	800m	600m	400m	200m	WP	Average	
		Position in running (margin)	-	1(0.0)	1(0.0)	1(0.0)	1(0.0)	1(0.0)	1(0.0)	1(0.0)	1(0.0)	1(0.0)		0.00
		Sectional time (s)	16.57	15.47	15.98	15.78	16.01	15.77	14.72	14.96	14.63	14.15		
		Cumulative time (s)	154.04	137.47	122.00	106.02	90.24	74.23	58.46	43.74	28.78	14.15	2:34.04	
		Speed (m/s)	12.07	12.93	12.52	12.67	12.49	12.68	13.59	13.37	13.67	14.13	12.98	
		Stride length (m)	5.56	6.29	6.22	6.31	6.30	6.24	6.30	6.34	6.28	6.34	6.21	
		Stride duration (s)	0.458	0.486	0.497	0.498	0.504	0.492	0.464	0.474	0.459	0.448	0.478	
		Stride efficiency (%)	48.37	61.76	60.46	62.18	61.98	60.77	62.10	62.73	61.55	62.75	60.22	
		Stride count	35.95	31.81	32.15	31.70	31.76	32.07	31.73	31.57	31.87	31.56	322.17	



Note: Horizontal distance axis grid lines are 200m furlongs.

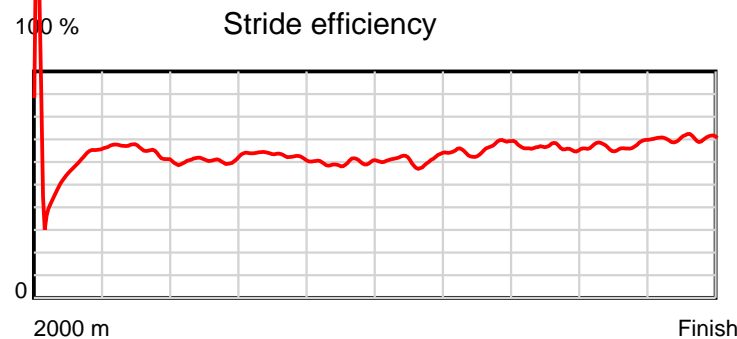
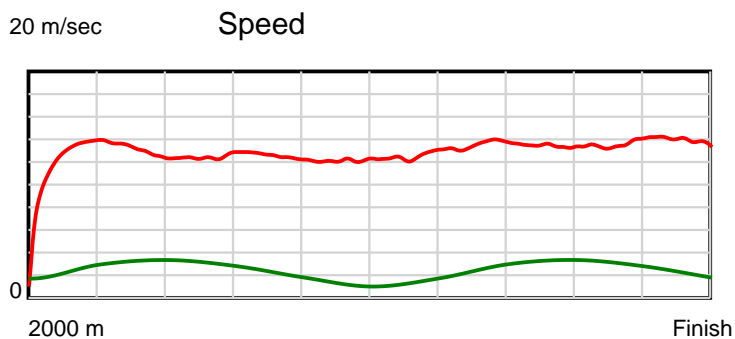
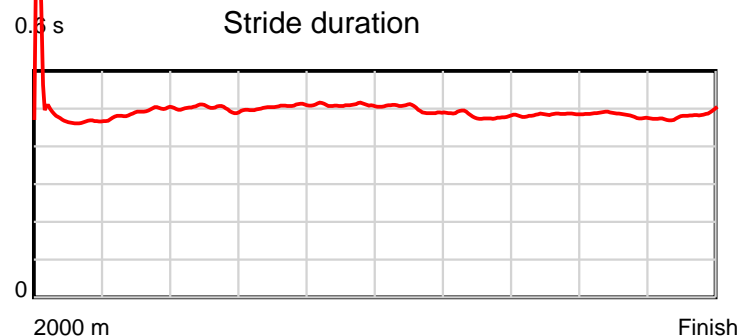
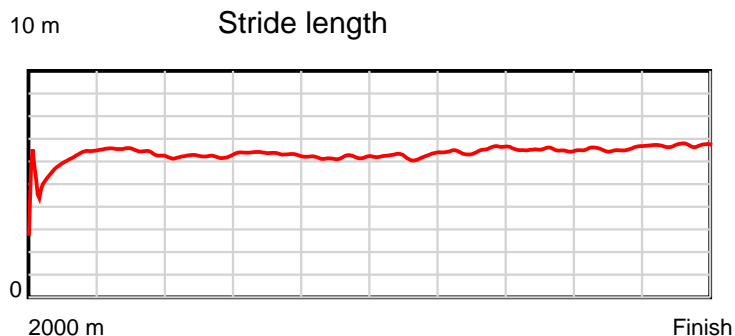
Disclaimer.

HRNZ and NZMTC and Thoroughbred Ratings Pty Ltd accepts no responsibility for the completeness or accuracy of any of the information contained herein, and makes no representations about its suitability for any particular purpose. Users should make their own judgements about those matters and/or seek independent advice. You assume all risks associated with use of the data provided on this page.

Race Results

October 03, 2024, Race 4, BETAVET TROT, Distance 2000m, Addington - Survey 3200m

Result	TAB no.	Horse (Barrier)	2000 to	1800m to	1600m to	1400m to	1200m to	1000m to	800m to	600m to	400m to	200m to	Total or	Margin
2nd	1	Kawhi (2)	1800m	1600m	1400m	1200m	1000m	800m	600m	400m	200m	WP	Average	
		Position in running (margin)	-	3(2.1)	3(2.2)	2(2.4)	2(1.9)	3(2.2)	3(2.0)	3(1.8)	3(1.9)	2(2.4)		4.10
		Sectional time (s)	17.01	15.48	16.01	15.71	16.06	15.73	14.68	14.98	14.72	14.43		
		Cumulative time (s)	154.81	137.80	122.32	106.31	90.60	74.54	58.81	44.13	29.15	14.43	2:34.81	
		Speed (m/s)	11.76	12.92	12.49	12.73	12.45	12.71	13.62	13.35	13.59	13.86	12.92	
		Stride length (m)	5.75	6.35	6.26	6.43	6.34	6.35	6.55	6.46	6.56	6.70	6.37	
		Stride duration (s)	0.473	0.492	0.501	0.505	0.509	0.499	0.481	0.484	0.483	0.484	0.493	
		Stride efficiency (%)	51.72	63.06	61.14	64.63	62.87	62.94	67.01	65.25	67.22	70.24	63.33	
		Stride count	34.77	31.48	31.97	31.10	31.53	31.51	30.54	30.95	30.49	29.83	314.17	



Note: Horizontal distance axis grid lines are 200m furlongs.

Disclaimer.

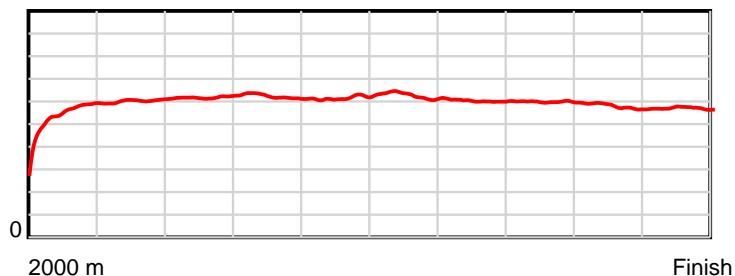
HRNZ and NZMTC and Thoroughbred Ratings Pty Ltd accepts no responsibility for the completeness or accuracy of any of the information contained herein, and makes no representations about its suitability for any particular purpose. Users should make their own judgements about those matters and/or seek independent advice. You assume all risks associated with use of the data provided on this page.

Race Results

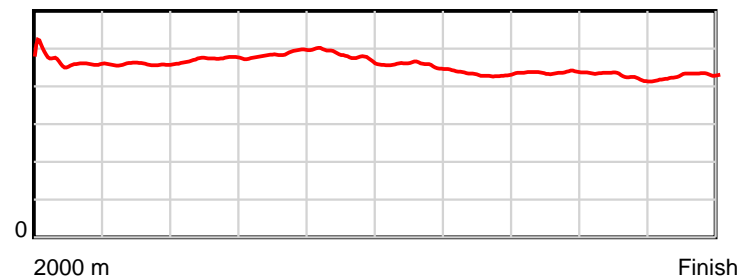
October 03, 2024, Race 4, BETAVET TROT, Distance 2000m, Addington - Survey 3200m

Result	TAB no.	Horse (Barrier)	2000 to	1800m to	1600m to	1400m to	1200m to	1000m to	800m to	600m to	400m to	200m to	Total or	Margin
3rd	12	Sunny Louis (12)	1800m	1600m	1400m	1200m	1000m	800m	600m	400m	200m	WP	Average	
		Position in running (margin)	-	10(14.4)	9(14.3)	9(11.3)	10(10.5)	10(8.5)	4(2.7)	2(0.6)	2(0.7)	3(2.9)		8.10
		Sectional time (s)	19.19	15.45	15.48	15.66	15.68	14.80	14.36	14.98	15.01	14.93		
		Cumulative time (s)	155.54	136.35	120.90	105.42	89.76	74.08	59.28	44.92	29.94	14.93	2:35.54	
		Speed (m/s)	10.42	12.94	12.92	12.77	12.76	13.51	13.93	13.35	13.32	13.40	12.86	
		Stride length (m)	5.51	5.93	6.10	6.22	6.14	6.17	6.02	5.83	5.68	5.75	5.92	
		Stride duration (s)	0.467	0.458	0.472	0.487	0.481	0.456	0.432	0.437	0.426	0.429	0.461	
		Stride efficiency (%)	47.40	54.95	58.15	60.43	58.88	59.40	56.58	53.12	50.40	51.64	54.86	
		Stride count	36.31	33.73	32.79	32.16	32.58	32.44	33.24	34.30	35.22	34.79	337.56	

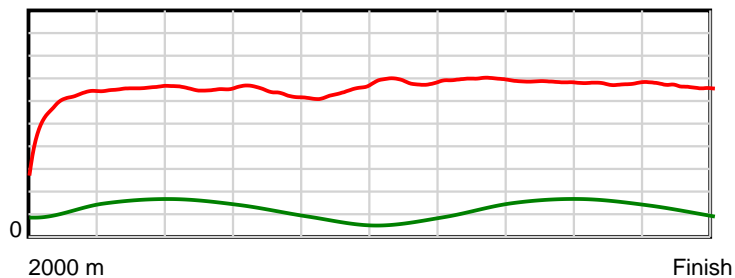
10 m Stride length



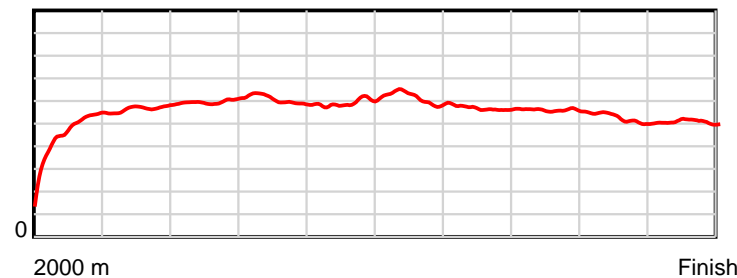
0.6 s Stride duration



20 m/sec Speed



100 % Stride efficiency



Note: Horizontal distance axis grid lines are 200m furlongs.

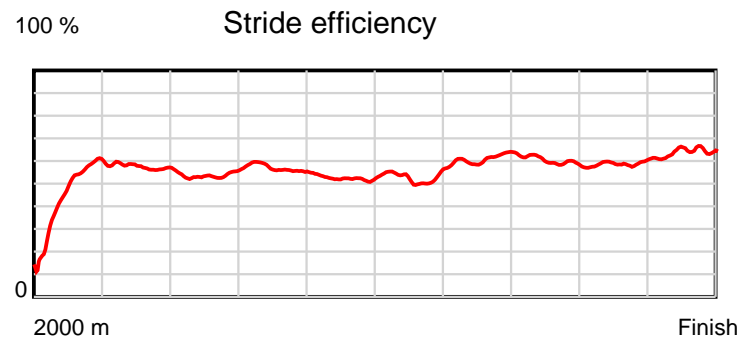
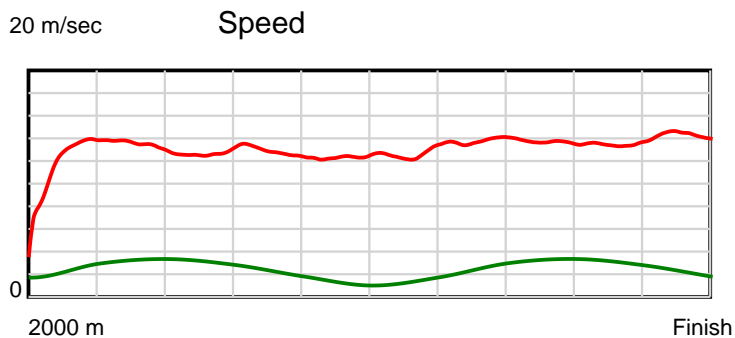
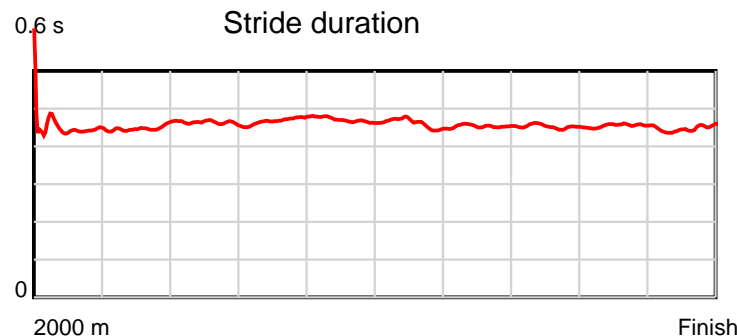
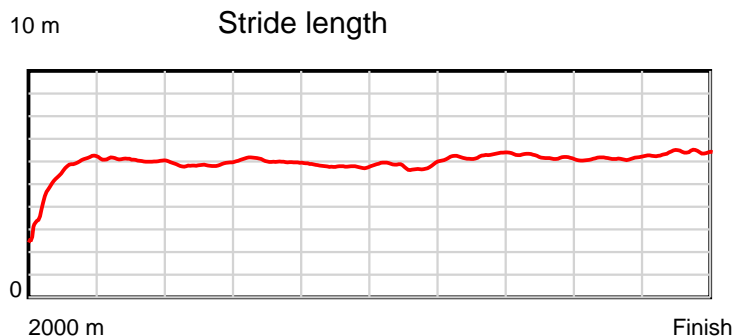
Disclaimer.

HRNZ and NZMTC and Thoroughbred Ratings Pty Ltd accepts no responsibility for the completeness or accuracy of any of the information contained herein, and makes no representations about its suitability for any particular purpose. Users should make their own judgements about those matters and/or seek independent advice. You assume all risks associated with use of the data provided on this page.

Race Results

October 03, 2024, Race 4, BETAVET TROT, Distance 2000m, Addington - Survey 3200m

Result	TAB no.	Horse (Barrier)	2000 to	1800m to	1600m to	1400m to	1200m to	1000m to	800m to	600m to	400m to	200m to	Total or	Margin
4th	3	Penelope Hall (4)	1800m	1600m	1400m	1200m	1000m	800m	600m	400m	200m	WP	Average	
		Position in running (margin)	-	8(9.4)	6(7.2)	7(7.2)	7(6.6)	8(6.4)	9(6.5)	9(6.6)	7(7.0)	6(9.3)		8.60
		Sectional time (s)	18.21	15.11	15.98	15.68	15.98	15.80	14.73	15.03	15.01	14.11		
		Cumulative time (s)	155.64	137.43	122.32	106.34	90.66	74.68	58.88	44.15	29.12	14.11	2:35.64	
		Speed (m/s)	10.98	13.24	12.52	12.76	12.52	12.66	13.58	13.31	13.32	14.17	12.85	
		Stride length (m)	5.14	5.94	5.79	5.99	5.87	5.83	6.16	6.02	6.06	6.32	5.90	
		Stride duration (s)	0.445	0.449	0.462	0.469	0.469	0.461	0.454	0.452	0.455	0.446	0.459	
		Stride efficiency (%)	41.24	55.16	52.30	56.04	53.91	53.20	59.30	56.56	57.40	62.34	54.31	
		Stride count	38.93	33.66	34.57	33.40	34.05	34.28	32.47	33.24	33.00	31.66	339.26	



Note: Horizontal distance axis grid lines are 200m furlongs.

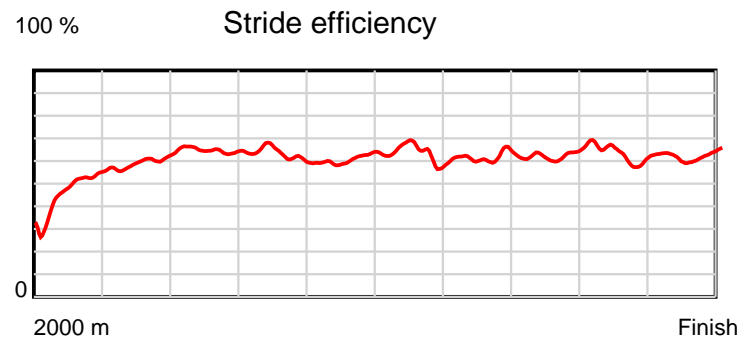
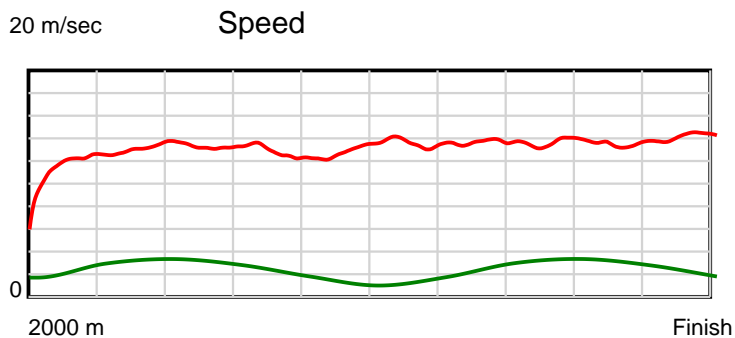
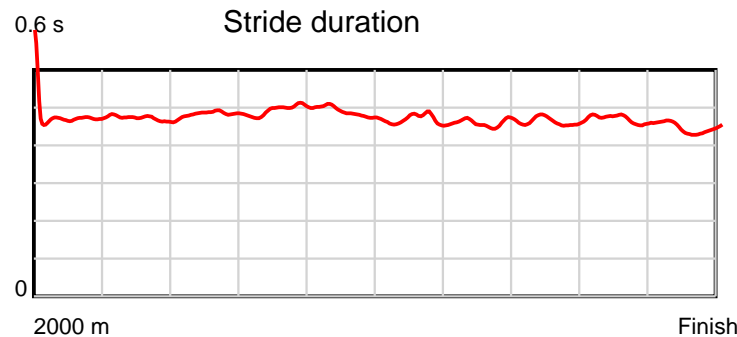
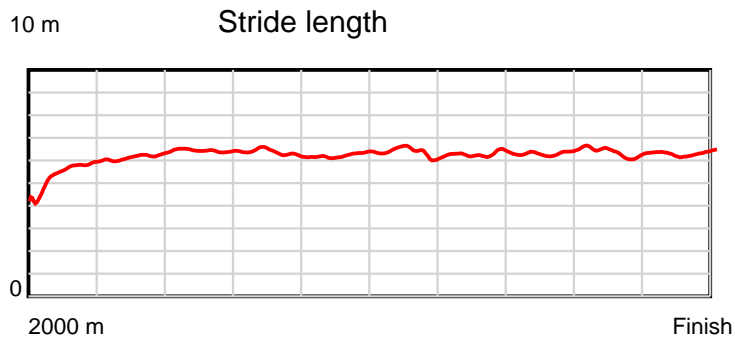
Disclaimer.

HRNZ and NZMTC and Thoroughbred Ratings Pty Ltd accepts no responsibility for the completeness or accuracy of any of the information contained herein, and makes no representations about its suitability for any particular purpose. Users should make their own judgements about those matters and/or seek independent advice. You assume all risks associated with use of the data provided on this page.

Race Results

October 03, 2024, Race 4, BETAVET TROT, Distance 2000m, Addington - Survey 3200m

Result	TAB no.	Horse (Barrier)	2000 to	1800m to	1600m to	1400m to	1200m to	1000m to	800m to	600m to	400m to	200m to	Total or	Margin
5th	14	Bullit Train (14)	1800m	1600m	1400m	1200m	1000m	800m	600m	400m	200m	WP	Average	
		Position in running (margin)	-	12(17.6)	12(19.4)	12(16.1)	12(14.8)	12(12.8)	11(8.7)	11(8.2)	9(8.6)	8(10.5)		9.60
		Sectional time (s)	19.50	15.78	15.43	15.56	15.69	15.09	14.62	15.02	14.95	14.18		
		Cumulative time (s)	155.82	136.32	120.54	105.11	89.55	73.86	58.77	44.15	29.13	14.18	2:35.82	
		Speed (m/s)	10.26	12.67	12.96	12.85	12.75	13.25	13.68	13.32	13.38	14.10	12.84	
		Stride length (m)	5.40	5.98	6.28	6.37	6.21	6.19	6.30	6.19	6.26	6.28	6.13	
		Stride duration (s)	0.469	0.472	0.484	0.495	0.487	0.467	0.460	0.465	0.468	0.445	0.478	
		Stride efficiency (%)	45.53	55.81	61.64	63.33	60.27	59.95	61.93	59.81	61.19	61.68	58.75	
		Stride count	37.05	33.47	31.85	31.42	32.20	32.29	31.77	32.33	31.96	31.83	326.17	



Note: Horizontal distance axis grid lines are 200m furlongs.

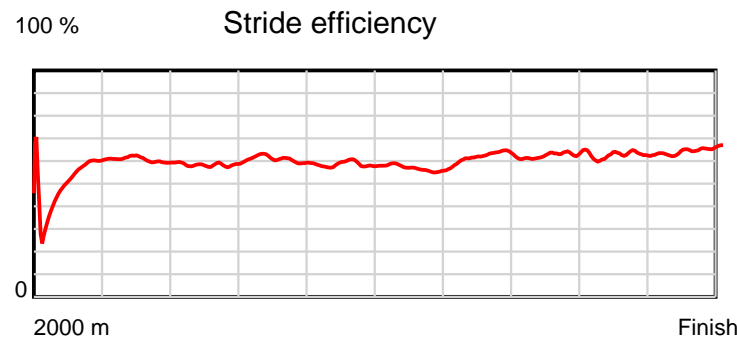
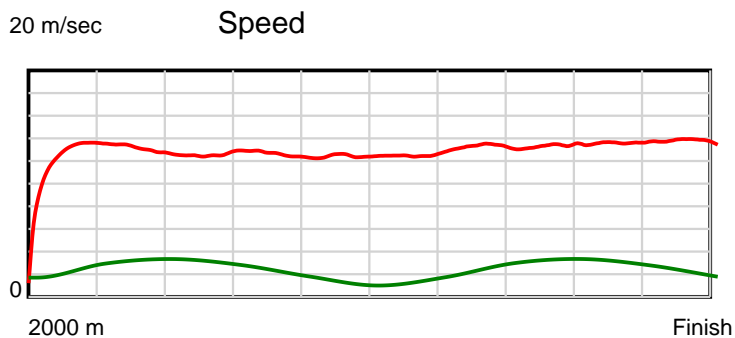
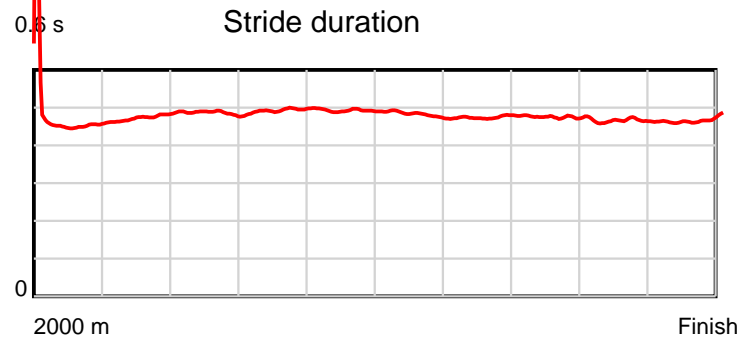
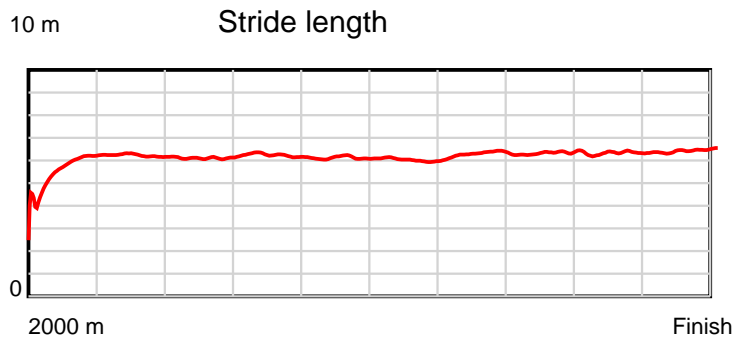
Disclaimer.

HRNZ and NZMTC and Thoroughbred Ratings Pty Ltd accepts no responsibility for the completeness or accuracy of any of the information contained herein, and makes no representations about its suitability for any particular purpose. Users should make their own judgements about those matters and/or seek independent advice. You assume all risks associated with use of the data provided on this page.

Race Results

October 03, 2024, Race 4, BETAVET TROT, Distance 2000m, Addington - Survey 3200m

Result	TAB no.	Horse (Barrier)	2000 to	1800m to	1600m to	1400m to	1200m to	1000m to	800m to	600m to	400m to	200m to	Total or	Margin
6th	9	Nubliah Chamay (10)	1800m	1600m	1400m	1200m	1000m	800m	600m	400m	200m	WP	Average	
		Position in running (margin)	-	2(1.1)	2(2.0)	3(2.7)	3(2.4)	2(2.0)	5(2.8)	6(4.2)	6(6.9)	7(9.5)		10.70
		Sectional time (s)	16.92	15.61	16.10	15.73	15.95	15.89	14.96	15.40	15.08	14.39		
		Cumulative time (s)	156.03	139.11	123.50	107.40	91.67	75.72	59.83	44.87	29.47	14.39	2:36.03	
		Speed (m/s)	11.82	12.81	12.42	12.71	12.54	12.59	13.37	12.99	13.26	13.90	12.82	
		Stride length (m)	5.54	6.07	6.04	6.28	6.17	6.07	6.35	6.17	6.16	6.50	6.12	
		Stride duration (s)	0.457	0.474	0.486	0.494	0.492	0.482	0.475	0.475	0.464	0.468	0.478	
		Stride efficiency (%)	47.98	57.52	57.00	61.58	59.49	57.51	62.95	59.54	59.27	66.11	58.62	
		Stride count	36.09	32.97	33.12	31.86	32.41	32.97	31.51	32.40	32.47	30.75	326.55	



Note: Horizontal distance axis grid lines are 200m furlongs.

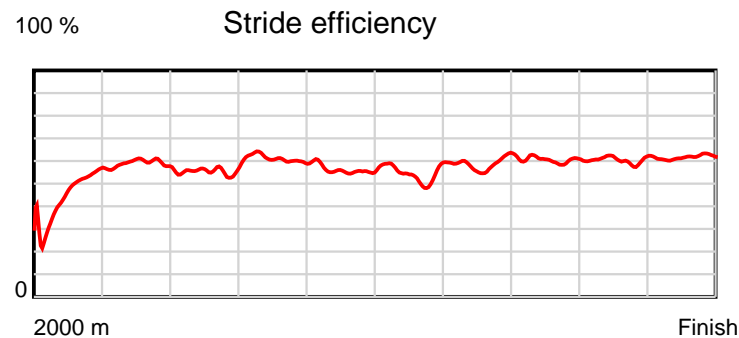
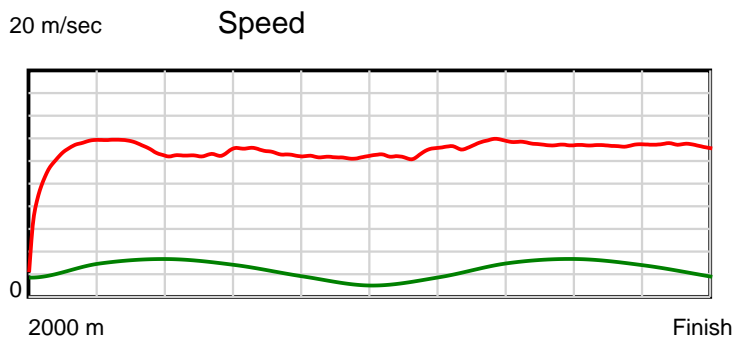
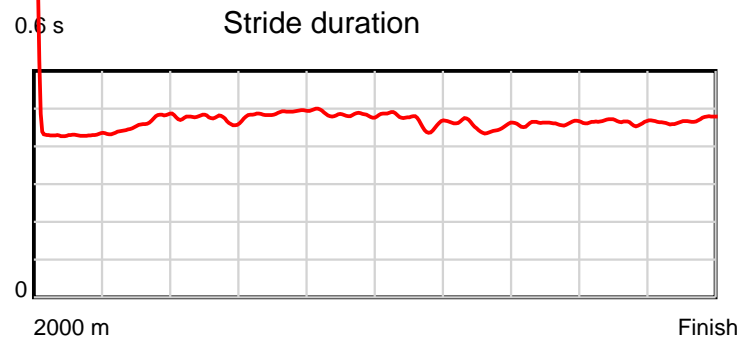
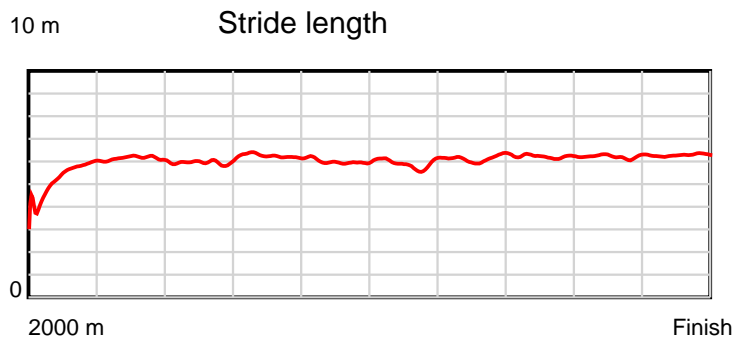
Disclaimer.

HRNZ and NZMTC and Thoroughbred Ratings Pty Ltd accepts no responsibility for the completeness or accuracy of any of the information contained herein, and makes no representations about its suitability for any particular purpose. Users should make their own judgements about those matters and/or seek independent advice. You assume all risks associated with use of the data provided on this page.

Race Results

October 03, 2024, Race 4, BETAVET TROT, Distance 2000m, Addington - Survey 3200m

Result	TAB no.	Horse (Barrier)	2000 to	1800m to	1600m to	1400m to	1200m to	1000m to	800m to	600m to	400m to	200m to	Total or	Margin
7th	4	Crown The Mome... (5)	1800m	1600m	1400m	1200m	1000m	800m	600m	400m	200m	WP	Average	
		Position in running (margin)	-	6(5.7)	5(4.1)	4(4.2)	4(4.1)	5(4.3)	6(4.0)	7(4.2)	4(4.4)	4(6.7)		11.00
		Sectional time (s)	17.58	15.20	16.00	15.76	16.05	15.72	14.74	15.00	15.02	15.00		
		Cumulative time (s)	156.07	138.49	123.29	107.29	91.53	75.48	59.76	45.02	30.02	15.00	2:36.07	
		Speed (m/s)	11.38	13.16	12.50	12.69	12.46	12.72	13.57	13.33	13.32	13.33	12.81	
		Stride length (m)	5.25	6.06	5.91	6.21	6.04	5.97	6.16	6.14	6.19	6.25	6.01	
		Stride duration (s)	0.434	0.461	0.473	0.490	0.485	0.469	0.454	0.460	0.465	0.469	0.469	
		Stride efficiency (%)	43.11	57.40	54.63	60.35	57.07	55.64	59.34	58.92	59.90	61.08	56.36	
		Stride count	38.08	33.00	33.82	32.18	33.10	33.52	32.46	32.57	32.30	31.99	333.02	



Note: Horizontal distance axis grid lines are 200m furlongs.

Disclaimer.

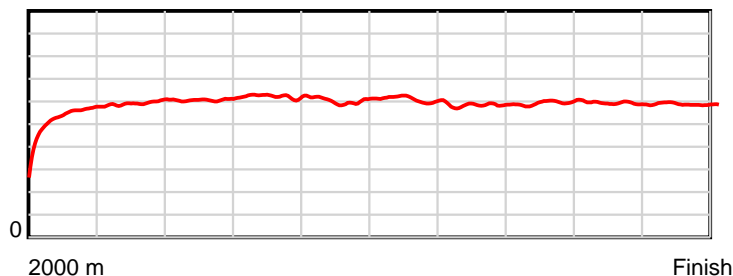
HRNZ and NZMTC and Thoroughbred Ratings Pty Ltd accepts no responsibility for the completeness or accuracy of any of the information contained herein, and makes no representations about its suitability for any particular purpose. Users should make their own judgements about those matters and/or seek independent advice. You assume all risks associated with use of the data provided on this page.

Race Results

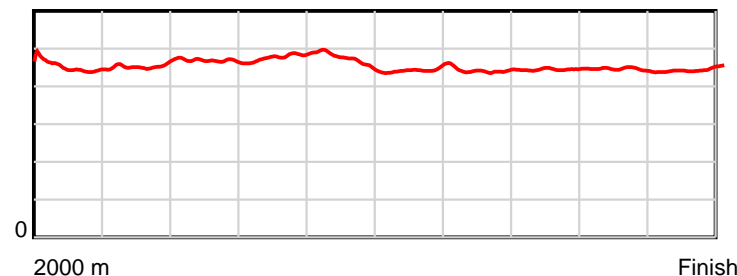
October 03, 2024, Race 4, BETAVET TROT, Distance 2000m, Addington - Survey 3200m

Result	TAB no.	Horse (Barrier)	2000 to	1800m to	1600m to	1400m to	1200m to	1000m to	800m to	600m to	400m to	200m to	Total or	Margin
8th	16	The River Boy (1)	1800m	1600m	1400m	1200m	1000m	800m	600m	400m	200m	WP	Average	
		Position in running (margin)	-	9(10.4)	8(11.3)	8(10.0)	9(9.2)	7(6.3)	2(1.5)	4(2.7)	5(6.2)	5(9.1)		12.90
		Sectional time (s)	18.40	15.62	15.76	15.66	15.52	14.96	14.92	15.54	15.13	14.92		
		Cumulative time (s)	156.43	138.03	122.41	106.65	90.99	75.47	60.51	45.59	30.05	14.92	2:36.43	
		Speed (m/s)	10.87	12.80	12.69	12.77	12.89	13.37	13.40	12.87	13.22	13.40	12.79	
		Stride length (m)	5.35	5.82	5.94	6.11	6.05	5.94	5.90	5.72	5.88	5.97	5.86	
		Stride duration (s)	0.451	0.454	0.468	0.479	0.470	0.445	0.440	0.445	0.444	0.445	0.458	
		Stride efficiency (%)	44.68	52.86	55.09	58.40	57.21	55.21	54.39	51.19	53.94	55.68	53.67	
		Stride count	37.40	34.39	33.68	32.72	33.06	33.65	33.90	34.94	34.04	33.50	341.28	

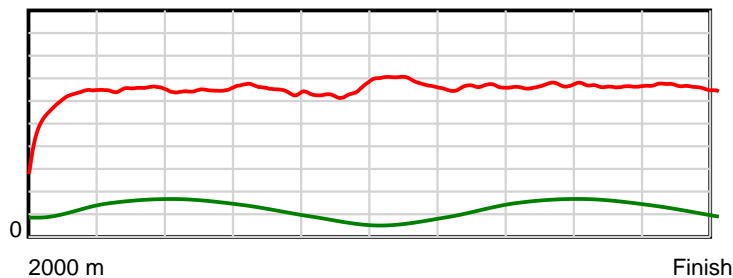
10 m Stride length



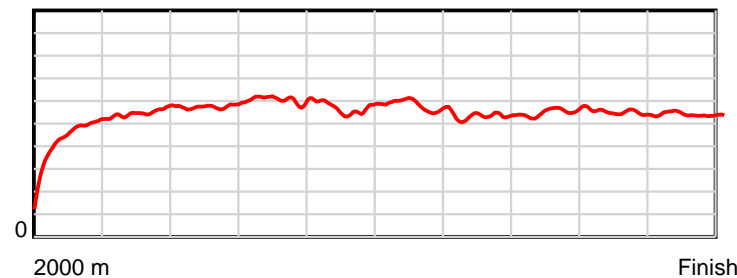
0.6 s Stride duration



20 m/sec Speed



100 % Stride efficiency



Note: Horizontal distance axis grid lines are 200m furlongs.

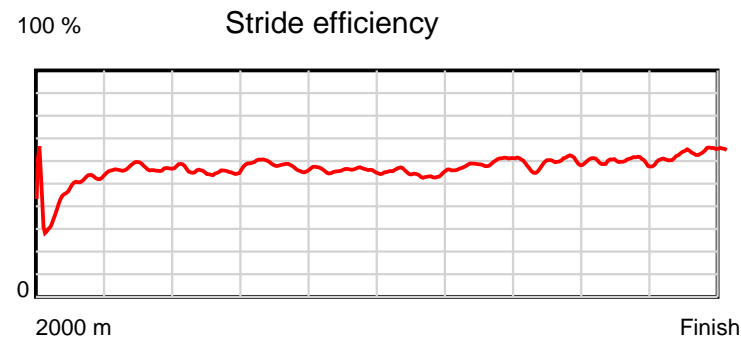
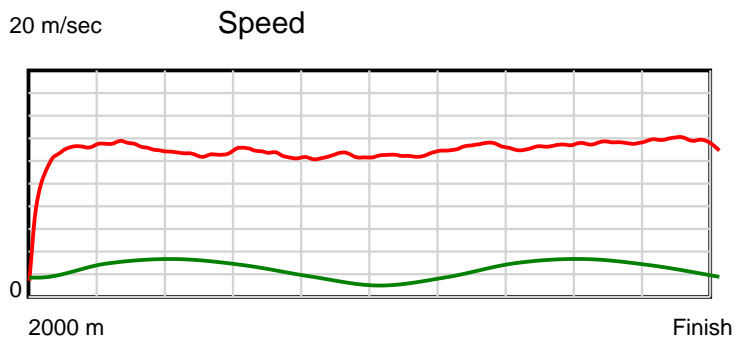
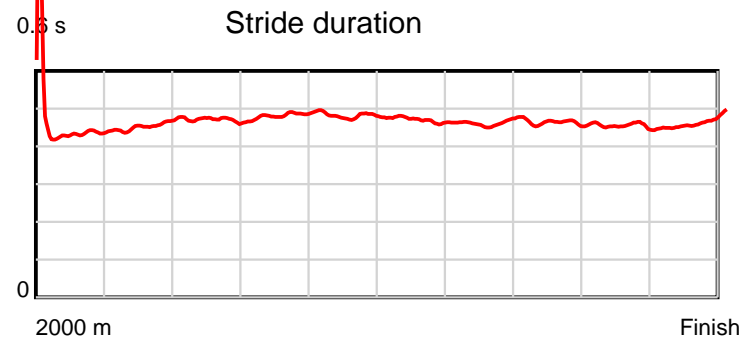
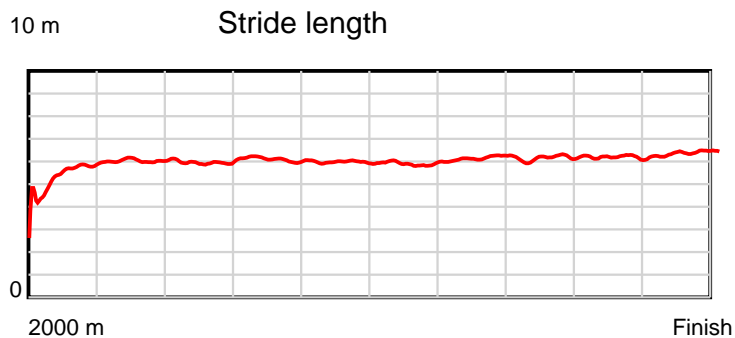
Disclaimer.

HRNZ and NZMTC and Thoroughbred Ratings Pty Ltd accepts no responsibility for the completeness or accuracy of any of the information contained herein, and makes no representations about its suitability for any particular purpose. Users should make their own judgements about those matters and/or seek independent advice. You assume all risks associated with use of the data provided on this page.

Race Results

October 03, 2024, Race 4, BETAVET TROT, Distance 2000m, Addington - Survey 3200m

Result	TAB no.	Horse (Barrier)	2000 to	1800m to	1600m to	1400m to	1200m to	1000m to	800m to	600m to	400m to	200m to	Total or	Margin
9th	2	Brian Beatt (3)	1800m	1600m	1400m	1200m	1000m	800m	600m	400m	200m	WP	Average	
		Position in running (margin)	-	4(3.0)	4(4.1)	5(5.1)	5(4.5)	4(4.0)	7(4.7)	8(5.7)	10(9.7)	10(12.5)		13.50
		Sectional time (s)	17.13	15.65	16.15	15.69	15.92	15.88	14.88	15.63	15.10	14.52		
		Cumulative time (s)	156.55	139.42	123.77	107.62	91.93	76.01	60.13	45.25	29.62	14.52	2:36.55	
		Speed (m/s)	11.68	12.78	12.38	12.75	12.56	12.59	13.44	12.80	13.25	13.77	12.78	
		Stride length (m)	5.33	5.80	5.82	6.16	6.05	5.92	6.22	5.92	6.00	6.42	5.95	
		Stride duration (s)	0.441	0.454	0.470	0.483	0.481	0.470	0.463	0.463	0.453	0.466	0.466	
		Stride efficiency (%)	44.45	52.55	52.85	59.27	57.12	54.69	60.51	54.77	56.34	64.34	55.32	
		Stride count	37.50	34.49	34.39	32.47	33.08	33.81	32.14	33.78	33.31	31.17	336.14	



Note: Horizontal distance axis grid lines are 200m furlongs.

Disclaimer.

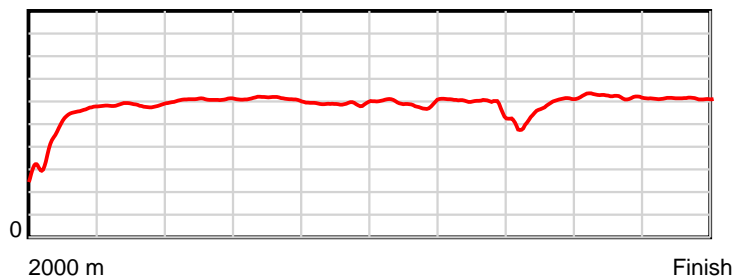
HRNZ and NZMTC and Thoroughbred Ratings Pty Ltd accepts no responsibility for the completeness or accuracy of any of the information contained herein, and makes no representations about its suitability for any particular purpose. Users should make their own judgements about those matters and/or seek independent advice. You assume all risks associated with use of the data provided on this page.

Race Results

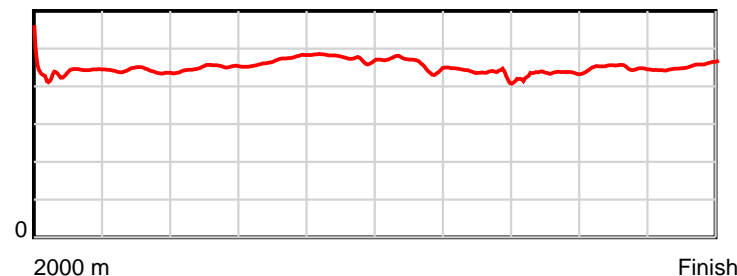
October 03, 2024, Race 4, BETAVET TROT, Distance 2000m, Addington - Survey 3200m

Result	TAB no.	Horse (Barrier)	2000 to	1800m to	1600m to	1400m to	1200m to	1000m to	800m to	600m to	400m to	200m to	Total or	Margin
10th	11	What The Bell (11)	1800m	1600m	1400m	1200m	1000m	800m	600m	400m	200m	WP	Average	
		Position in running (margin)	-	14(20.5)	11(18.7)	10(11.9)	8(8.7)	9(7.8)	10(7.4)	10(7.4)	11(12.2)	9(11.9)		14.40
		Sectional time (s)	20.07	15.17	14.85	15.26	15.86	15.70	14.71	15.76	14.59	14.74		
		Cumulative time (s)	156.71	136.64	121.47	106.62	91.36	75.50	59.80	45.09	29.33	14.74	2:36.71	
		Speed (m/s)	9.97	13.18	13.47	13.11	12.61	12.74	13.60	12.69	13.71	13.57	12.76	
		Stride length (m)	4.61	5.81	6.06	6.16	5.99	5.86	5.90	5.46	6.17	6.17	5.78	
		Stride duration (s)	0.436	0.441	0.450	0.470	0.475	0.460	0.434	0.430	0.450	0.455	0.453	
		Stride efficiency (%)	33.17	52.78	57.38	59.36	56.15	53.63	54.46	46.62	59.49	59.58	52.19	
		Stride count	43.41	34.41	33.00	32.45	33.36	34.14	33.88	36.62	32.42	32.39	346.08	

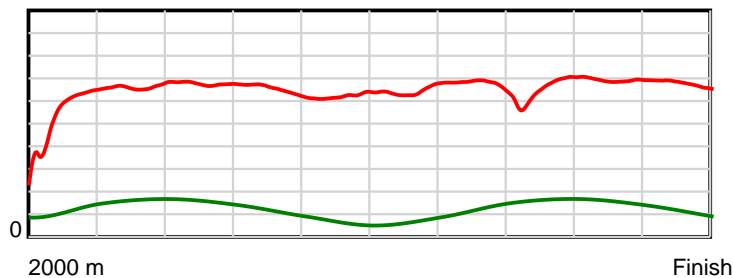
10 m Stride length



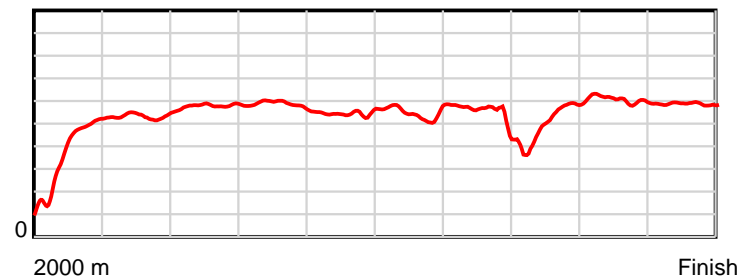
0.6 s Stride duration



20 m/sec Speed



100 % Stride efficiency



Note: Horizontal distance axis grid lines are 200m furlongs.

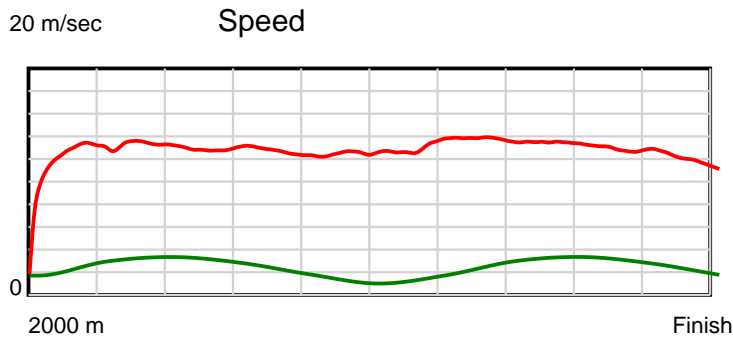
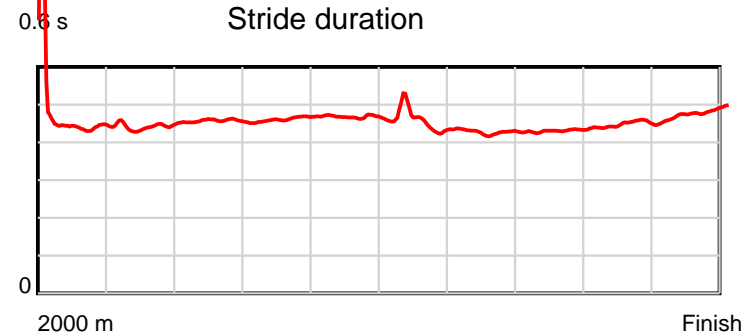
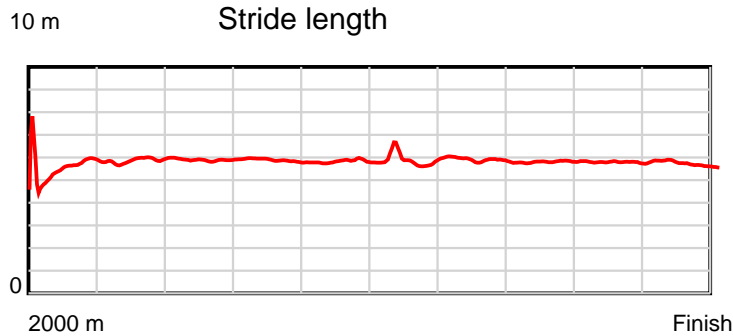
Disclaimer.

HRNZ and NZMTC and Thoroughbred Ratings Pty Ltd accepts no responsibility for the completeness or accuracy of any of the information contained herein, and makes no representations about its suitability for any particular purpose. Users should make their own judgements about those matters and/or seek independent advice. You assume all risks associated with use of the data provided on this page.

Race Results

October 03, 2024, Race 4, BETAVET TROT, Distance 2000m, Addington - Survey 3200m

Result	TAB no.	Horse (Barrier)	2000 to	1800m to	1600m to	1400m to	1200m to	1000m to	800m to	600m to	400m to	200m to	Total or	Margin
11th	5	La Dama (6)	1800m	1600m	1400m	1200m	1000m	800m	600m	400m	200m	WP	Average	
		Position in running (margin)	-	7(7.8)	7(7.7)	6(6.6)	6(6.2)	6(5.7)	8(5.5)	5(4.2)	8(7.8)	11(16.6)		30.30
		Sectional time (s)	18.08	15.45	15.79	15.72	15.93	15.73	14.50	15.56	16.09	16.81		
		Cumulative time (s)	159.66	141.58	126.13	110.34	94.62	78.69	62.96	48.46	32.90	16.81	2:39.66	
		Speed (m/s)	11.06	12.94	12.67	12.72	12.55	12.71	13.79	12.85	12.43	11.90	12.53	
		Stride length (m)	5.37	5.72	5.79	5.87	5.87	5.76	5.89	5.54	5.58	5.70	5.70	
		Stride duration (s)	0.448	0.442	0.457	0.462	0.467	0.453	0.427	0.431	0.449	0.479	0.455	
		Stride efficiency (%)	45.04	51.15	52.32	53.93	53.78	51.89	54.17	47.99	48.60	50.85	50.85	
		Stride count	37.25	34.96	34.56	34.04	34.09	34.71	33.97	36.09	35.86	35.06	350.59	



Note: Horizontal distance axis grid lines are 200m furlongs.

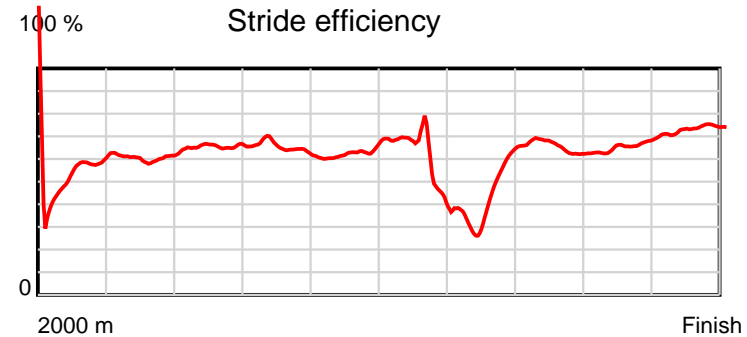
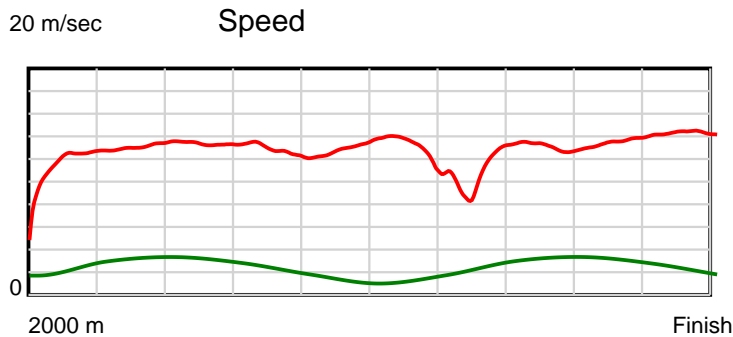
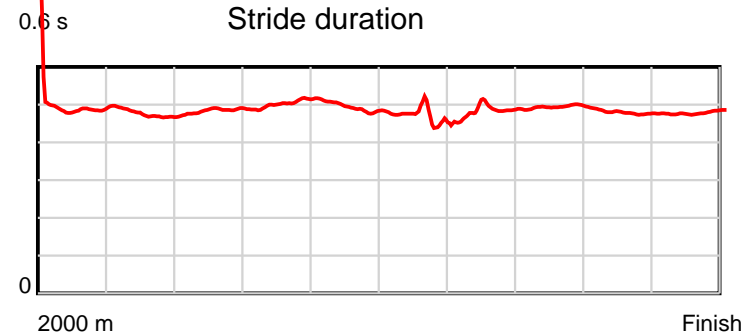
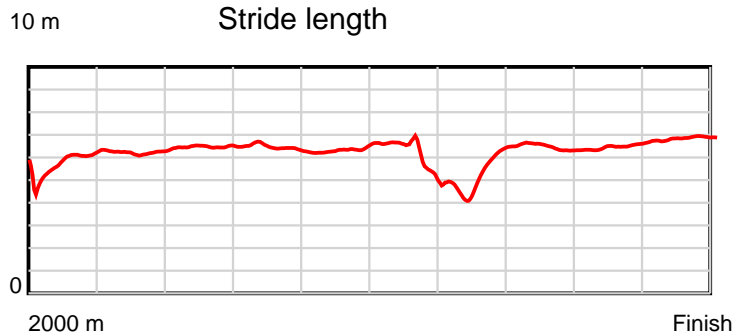
Disclaimer.

HRNZ and NZMTC and Thoroughbred Ratings Pty Ltd accepts no responsibility for the completeness or accuracy of any of the information contained herein, and makes no representations about its suitability for any particular purpose. Users should make their own judgements about those matters and/or seek independent advice. You assume all risks associated with use of the data provided on this page.

Race Results

October 03, 2024, Race 4, BETAVET TROT, Distance 2000m, Addington - Survey 3200m

Result	TAB no.	Horse (Barrier)	2000 to	1800m to	1600m to	1400m to	1200m to	1000m to	800m to	600m to	400m to	200m to	Total or	Margin
12th	13	Crazy N Love (13)	1800m	1600m	1400m	1200m	1000m	800m	600m	400m	200m	WP	Average	
		Position in running (margin)	-	11(16.0)	10(17.2)	11(13.7)	11(12.6)	11(10.8)	12(13.6)	12(36.8)	12(41.6)	12(43.7)		40.20
		Sectional time (s)	19.38	15.66	15.40	15.60	15.71	16.23	18.58	15.77	14.98	14.17		
		Cumulative time (s)	161.48	142.10	126.44	111.04	95.44	79.73	63.50	44.92	29.15	14.17	2:41.48	
		Speed (m/s)	10.32	12.77	12.99	12.82	12.73	12.32	10.76	12.68	13.35	14.11	12.39	
		Stride length (m)	5.79	6.08	6.29	6.46	6.27	5.68	5.20	6.27	6.38	6.76	6.09	
		Stride duration (s)	0.490	0.476	0.484	0.504	0.493	0.461	0.483	0.494	0.478	0.479	0.492	
		Stride efficiency (%)	52.45	57.82	61.80	65.31	61.49	50.44	42.31	61.40	63.71	71.47	57.94	
		Stride count	34.52	32.88	31.80	30.94	31.88	35.20	38.43	31.91	31.32	29.57	328.45	



Note: Horizontal distance axis grid lines are 200m furlongs.

Disclaimer.

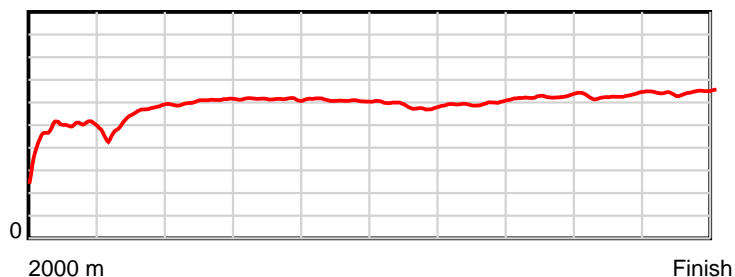
HRNZ and NZMTC and Thoroughbred Ratings Pty Ltd accepts no responsibility for the completeness or accuracy of any of the information contained herein, and makes no representations about its suitability for any particular purpose. Users should make their own judgements about those matters and/or seek independent advice. You assume all risks associated with use of the data provided on this page.

Race Results

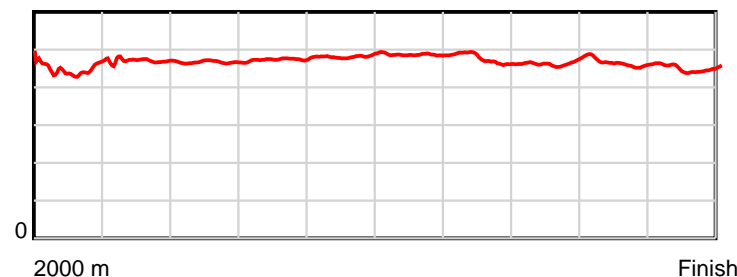
October 03, 2024, Race 4, BETAVET TROT, Distance 2000m, Addington - Survey 3200m

Result	TAB no.	Horse (Barrier)	2000 to 1800m	1800m to 1600m	1600m to 1400m	1400m to 1200m	1200m to 1000m	1000m to 800m	800m to 600m	600m to 400m	400m to 200m	200m to WP	Total or Average	Margin
13th	6	Yosemite (7)												
		Position in running (margin)	-	13(18.4)	13(34.5)	13(32.7)	13(30.4)	13(29.4)	13(34.6)	13(42.3)	13(43.7)	13(45.5)		40.70
		Sectional time (s)	19.83	18.15	15.69	15.40	15.84	16.63	15.99	15.21	14.93	13.90		
		Cumulative time (s)	161.57	141.74	123.59	107.90	92.50	76.66	60.03	44.04	28.83	13.90	2:41.57	
		Speed (m/s)	10.09	11.02	12.75	12.99	12.63	12.03	12.51	13.15	13.40	14.39	12.38	
		Stride length (m)	4.83	5.15	5.94	6.17	6.08	5.85	5.94	6.12	6.20	6.48	5.83	
		Stride duration (s)	0.447	0.467	0.466	0.475	0.482	0.486	0.475	0.465	0.463	0.450	0.471	
		Stride efficiency (%)	36.51	41.44	55.20	59.40	57.86	53.42	55.12	58.54	60.04	65.57	53.16	
		Stride count	41.38	38.84	33.65	32.44	32.87	34.21	33.68	32.68	32.27	30.88	342.90	

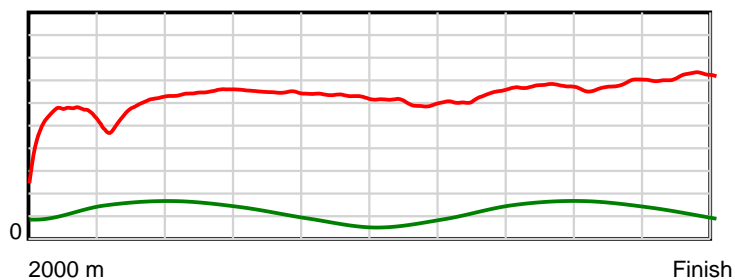
10 m Stride length



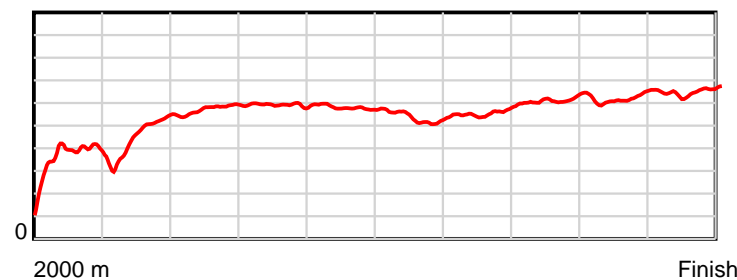
0.6 s Stride duration



20 m/sec Speed



100 % Stride efficiency



Note: Horizontal distance axis grid lines are 200m furlongs.

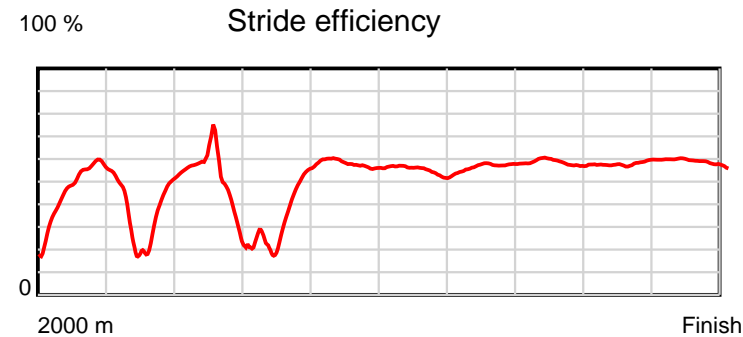
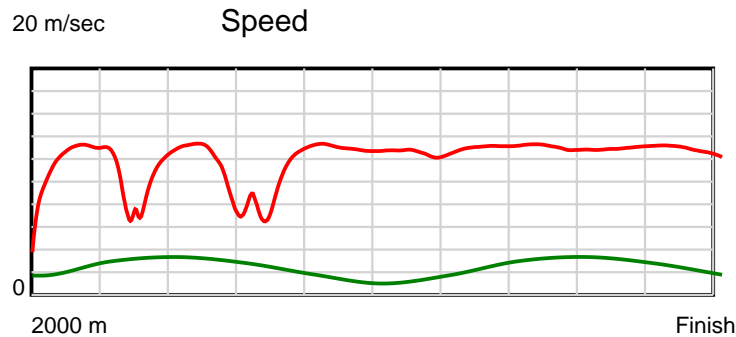
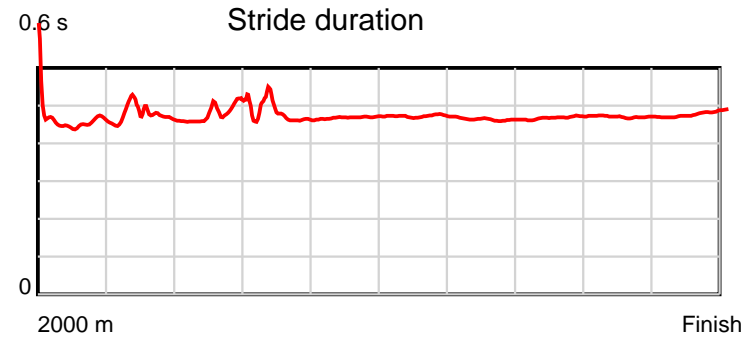
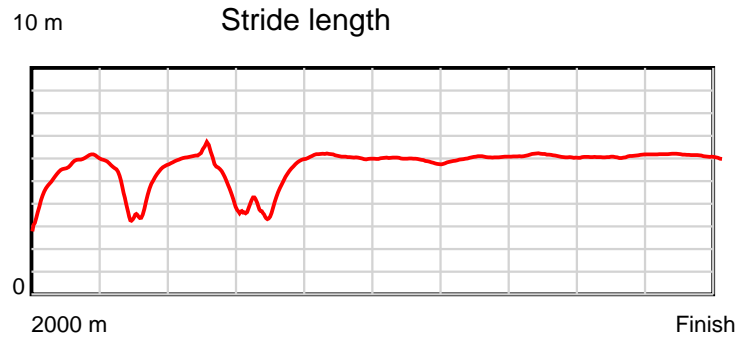
Disclaimer.

HRNZ and NZMTC and Thoroughbred Ratings Pty Ltd accepts no responsibility for the completeness or accuracy of any of the information contained herein, and makes no representations about its suitability for any particular purpose. Users should make their own judgements about those matters and/or seek independent advice. You assume all risks associated with use of the data provided on this page.

Race Results

October 03, 2024, Race 4, BETAVET TROT, Distance 2000m, Addington - Survey 3200m

Result	TAB no.	Horse (Barrier)	2000 to	1800m to	1600m to	1400m to	1200m to	1000m to	800m to	600m to	400m to	200m to	Total or	Margin
15th	7	Miss Gracie (8)	1800m	1600m	1400m	1200m	1000m	800m	600m	400m	200m	WP	Average	
		Position in running (margin)	-	5(5.4)	14(43.0)	14(63.3)	14(93.4)	14(90.9)	14(92.7)	14(96.4)	14(100.5)	14(106.2)		104.60
		Sectional time (s)	17.59	21.73	19.35	20.81	15.59	16.06	15.33	15.64	15.59	15.71		
		Cumulative time (s)	173.40	155.81	134.08	114.73	93.92	78.33	62.27	46.94	31.30	15.71	2:53.40	
		Speed (m/s)	11.37	9.20	10.34	9.61	12.83	12.45	13.05	12.79	12.83	12.73	11.53	
		Stride length (m)	5.41	4.40	4.98	4.56	6.01	5.88	6.04	5.99	6.03	6.11	5.46	
		Stride duration (s)	0.455	0.478	0.482	0.474	0.469	0.472	0.463	0.469	0.470	0.480	0.474	
		Stride efficiency (%)	45.79	30.24	38.70	32.47	56.50	54.01	57.02	56.07	56.90	58.35	46.63	
		Stride count	36.95	45.46	40.19	43.88	33.26	34.02	33.11	33.39	33.14	32.73	366.13	



Note: Horizontal distance axis grid lines are 200m furlongs.

Disclaimer.

HRNZ and NZMTC and Thoroughbred Ratings Pty Ltd accepts no responsibility for the completeness or accuracy of any of the information contained herein, and makes no representations about its suitability for any particular purpose. Users should make their own judgements about those matters and/or seek independent advice. You assume all risks associated with use of the data provided on this page.