



Race Results

NZ Metropolitan Trotting Club Inc, HRNZ, October 23, 2024

Compilation date: October 23, 2024, 5:35:19 PM (NZDT)

Copyright © 2024 HRNZ and NZMTC. All rights reserved.

Trademarks.

StrideMASTER is a registered trademark of Thoroughbred Ratings Pty Ltd.

Disclaimer.

HRNZ and NZMTC and Thoroughbred Ratings Pty Ltd accepts no responsibility for the completeness or accuracy of any of the information contained herein, and makes no representations about its suitability for any particular purpose. Users should make their own judgements about those matters and/or seek independent advice. You assume all risks associated with use of the data provided on this page.



Race Results



October 23, 2024, Race 2, BOOK YOUR CHRISTMAS PARTY WITH US AT ADDINGTON PACE, Distance 2600m, Addington - Survey 3200m

Result	TAB no.	Horse (Barrier)	2600 to	2400m to
1st	6	Ester Lucy (6)	2400m	2200m
		Position in running (margin)	-	2(1.4)
		Sectional time (s)	15.39	14.71
		Cumulative time (s)	198.38	182.99
		Speed (m/s)	12.99	13.60
		Stride length (m)	6.11	6.58
		Stride duration (s)	0.462	0.484
		Stride efficiency (%)	58.26	67.69
		Stride count	32.76	30.39

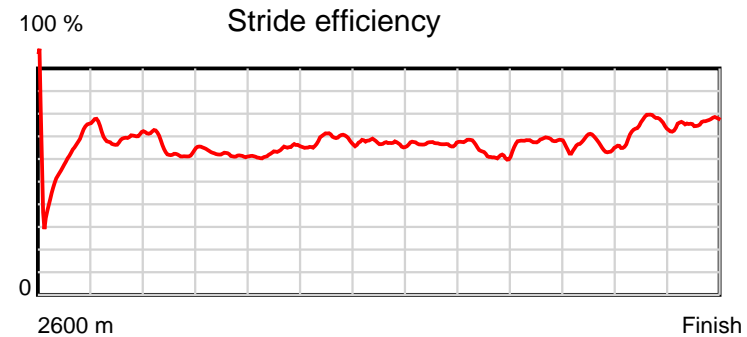
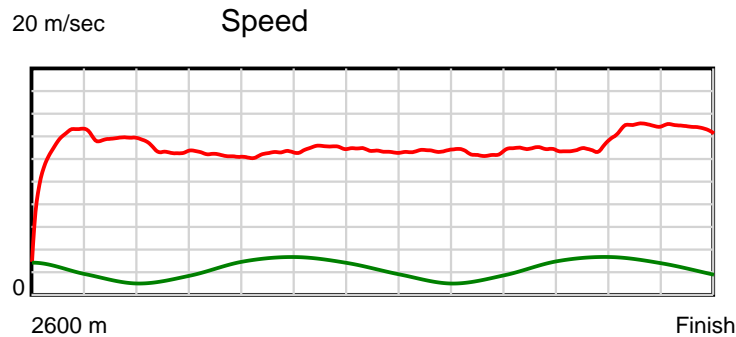
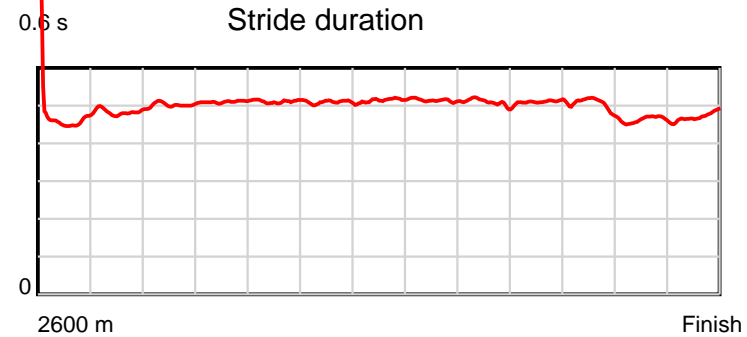
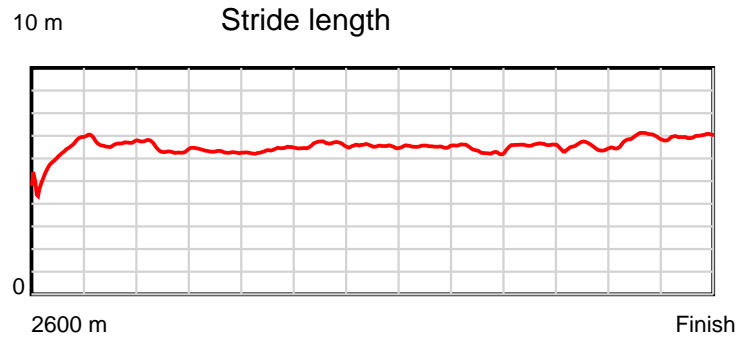
Disclaimer.

HRNZ and NZMTC and Thoroughbred Ratings Pty Ltd accepts no responsibility for the completeness or accuracy of any of the information contained herein, and makes no representations about its suitability for any particular purpose. Users should make their own judgements about those matters and/or seek independent advice. You assume all risks associated with use of the data provided on this page.

Race Results

October 23, 2024, Race 2, BOOK YOUR CHRISTMAS PARTY WITH US AT ADDINGTON PACE, Distance 2600m, Addington - Survey 3200m

Result	TAB no.	Horse (Barrier)	2200m to	2000m to	1800m to	1600m to	1400m to	1200m to	1000m to	800m to	600m to	400m to	200m to	Total or	Margin
1st	6	Ester Lucy (6)	2000m	1800m	1600m	1400m	1200m	1000m	800m	600m	400m	200m	WP	Average	
		Position in running (margin)	2(2.2)	2(1.2)	2(1.4)	2(0.9)	2(1.5)	2(1.7)	2(1.4)	3(1.9)	3(1.8)	2(1.0)	2(0.9)		0.00
		Sectional time (s)	15.23	16.12	15.99	15.74	15.67	15.77	15.74	15.40	15.38	13.64	13.60		
		Cumulative time (s)	168.28	153.05	136.93	120.94	105.20	89.53	73.76	58.02	42.62	27.24	13.60	3:18.38	
		Speed (m/s)	13.13	12.41	12.51	12.71	12.76	12.68	12.71	12.99	13.00	14.66	14.71	13.11	
		Stride length (m)	6.60	6.32	6.39	6.46	6.57	6.52	6.46	6.64	6.53	6.76	6.97	6.52	
		Stride duration (s)	0.503	0.510	0.511	0.508	0.514	0.514	0.508	0.511	0.502	0.461	0.474	0.498	
		Stride efficiency (%)	68.08	62.51	63.82	65.15	67.38	66.37	65.20	68.94	66.62	71.41	75.83	66.52	
		Stride count	30.30	31.62	31.30	30.98	30.46	30.69	30.96	30.11	30.63	29.58	28.71	398.49	



Note: Horizontal distance axis grid lines are 200m furlongs.

Disclaimer.

HRNZ and NZMTC and Thoroughbred Ratings Pty Ltd accepts no responsibility for the completeness or accuracy of any of the information contained herein, and makes no representations about its suitability for any particular purpose. Users should make their own judgements about those matters and/or seek independent advice. You assume all risks associated with use of the data provided on this page.



Race Results



October 23, 2024, Race 2, BOOK YOUR CHRISTMAS PARTY WITH US AT ADDINGTON PACE, Distance 2600m, Addington - Survey 3200m

Result	TAB no.	Horse (Barrier)	2600 to	2400m to
2nd	7	General Rebeck (7)	2400m	2200m
		Position in running (margin)	-	1(0.0)
		Sectional time (s)	15.08	14.56
		Cumulative time (s)	198.82	183.74
		Speed (m/s)	13.26	13.74
		Stride length (m)	6.72	7.25
		Stride duration (s)	0.505	0.528
		Stride efficiency (%)	70.47	82.10
		Stride count	29.78	27.59

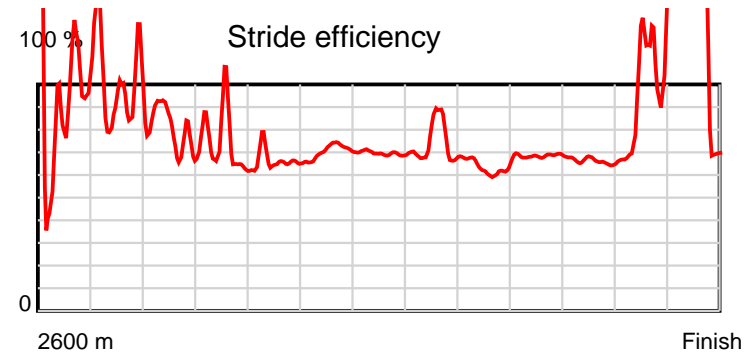
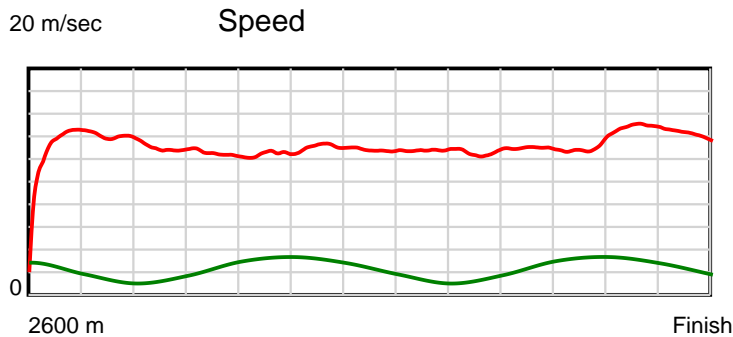
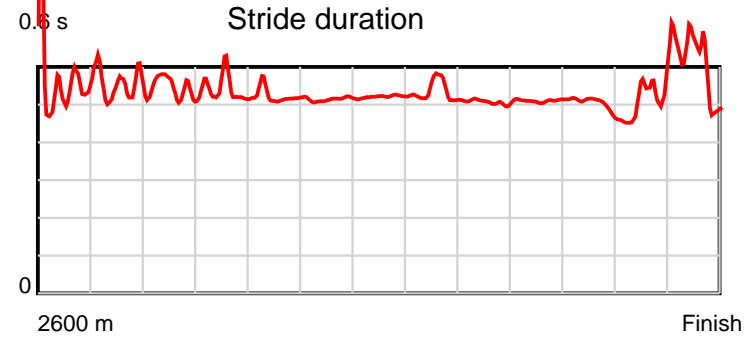
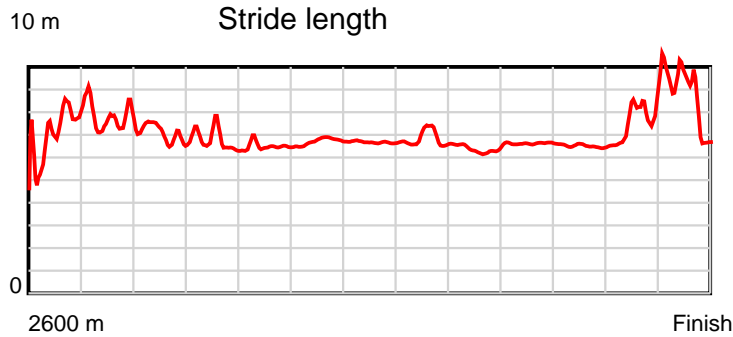
Disclaimer.

HRNZ and NZMTC and Thoroughbred Ratings Pty Ltd accepts no responsibility for the completeness or accuracy of any of the information contained herein, and makes no representations about its suitability for any particular purpose. Users should make their own judgements about those matters and/or seek independent advice. You assume all risks associated with use of the data provided on this page.

Race Results

October 23, 2024, Race 2, BOOK YOUR CHRISTMAS PARTY WITH US AT ADDINGTON PACE, Distance 2600m, Addington - Survey 3200m

Result	TAB no.	Horse (Barrier)	2200m to	2000m to	1800m to	1600m to	1400m to	1200m to	1000m to	800m to	600m to	400m to	200m to	Total or	Margin
2nd	7	General Rebeck (7)	2000m	1800m	1600m	1400m	1200m	1000m	800m	600m	400m	200m	WP	Average	
		Position in running (margin)	1(0.0)	1(0.0)	1(0.0)	1(0.0)	1(0.0)	1(0.0)	1(0.0)	1(0.0)	1(0.0)	1(0.0)	1(0.0)		2.40
		Sectional time (s)	15.41	16.09	16.07	15.64	15.65	15.81	15.65	15.43	15.50	13.67	14.26		
		Cumulative time (s)	169.18	153.77	137.68	121.61	105.97	90.32	74.51	58.86	43.43	27.93	14.26	3:18.82	
		Speed (m/s)	12.98	12.43	12.45	12.79	12.78	12.65	12.78	12.96	12.90	14.63	14.03	13.08	
		Stride length (m)	6.91	6.58	6.48	6.57	6.66	6.68	6.48	6.62	6.46	7.35	7.35	6.76	
		Stride duration (s)	0.533	0.529	0.521	0.514	0.521	0.528	0.507	0.510	0.501	0.502	0.524	0.517	
		Stride efficiency (%)	74.67	67.70	65.62	67.52	69.38	69.79	65.52	68.39	65.23	84.41	84.44	71.48	
		Stride count	28.93	30.39	30.86	30.43	30.02	29.93	30.89	30.23	30.96	27.21	27.21	384.43	



Note: Horizontal distance axis grid lines are 200m furlongs.

Disclaimer.

HRNZ and NZMTC and Thoroughbred Ratings Pty Ltd accepts no responsibility for the completeness or accuracy of any of the information contained herein, and makes no representations about its suitability for any particular purpose. Users should make their own judgements about those matters and/or seek independent advice. You assume all risks associated with use of the data provided on this page.



Race Results



October 23, 2024, Race 2, BOOK YOUR CHRISTMAS PARTY WITH US AT ADDINGTON PACE, Distance 2600m, Addington - Survey 3200m

Result	TAB no.	Horse (Barrier)	2600 to	2400m to
3rd	3	Shapely (3)	2400m	2200m
		Position in running (margin)	-	3(4.0)
		Sectional time (s)	15.97	14.76
		Cumulative time (s)	199.14	183.17
		Speed (m/s)	12.52	13.55
		Stride length (m)	5.63	6.08
		Stride duration (s)	0.435	0.449
		Stride efficiency (%)	49.47	57.77
		Stride count	35.55	32.89

Disclaimer.

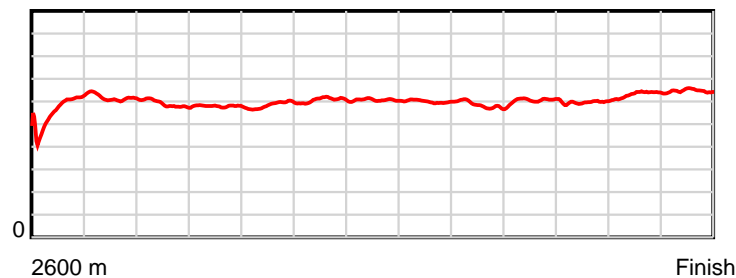
HRNZ and NZMTC and Thoroughbred Ratings Pty Ltd accepts no responsibility for the completeness or accuracy of any of the information contained herein, and makes no representations about its suitability for any particular purpose. Users should make their own judgements about those matters and/or seek independent advice. You assume all risks associated with use of the data provided on this page.

Race Results

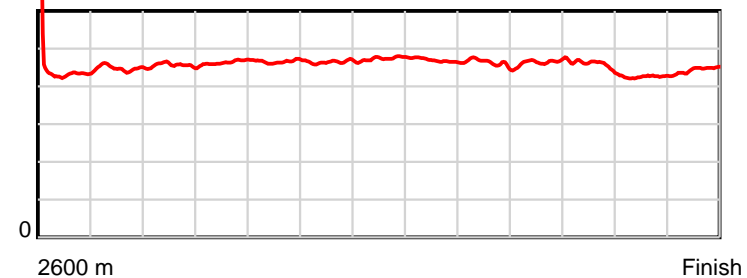
October 23, 2024, Race 2, BOOK YOUR CHRISTMAS PARTY WITH US AT ADDINGTON PACE, Distance 2600m, Addington - Survey 3200m

Result	TAB no.	Horse (Barrier)	2200m to	2000m to	1800m to	1600m to	1400m to	1200m to	1000m to	800m to	600m to	400m to	200m to	Total or	Margin
3rd	3	Shapely (3)	2000m	1800m	1600m	1400m	1200m	1000m	800m	600m	400m	200m	WP	Average	
		Position in running (margin)	3(5.2)	3(4.2)	3(4.0)	4(3.4)	4(3.9)	5(4.0)	4(4.3)	5(3.9)	5(3.7)	6(3.4)	3(4.1)		4.20
		Sectional time (s)	15.24	16.06	15.97	15.71	15.66	15.86	15.58	15.39	15.47	13.78	13.69		
		Cumulative time (s)	168.41	153.17	137.11	121.14	105.43	89.77	73.91	58.33	42.94	27.47	13.69	3:19.14	
		Speed (m/s)	13.12	12.45	12.52	12.73	12.77	12.61	12.84	13.00	12.93	14.51	14.61	13.06	
		Stride length (m)	5.98	5.78	5.83	5.92	6.05	5.91	5.93	6.04	5.92	6.17	6.49	5.97	
		Stride duration (s)	0.455	0.464	0.466	0.465	0.474	0.469	0.462	0.465	0.458	0.425	0.444	0.457	
		Stride efficiency (%)	55.79	52.13	53.17	54.68	57.20	54.65	55.04	56.97	54.72	59.50	65.84	55.73	
		Stride count	33.47	34.63	34.29	33.81	33.06	33.82	33.70	33.12	33.80	32.41	30.81	435.36	

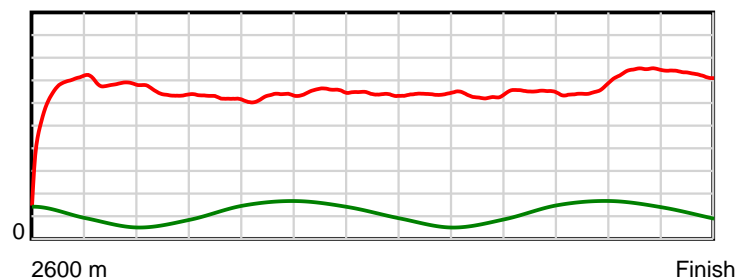
10 m Stride length



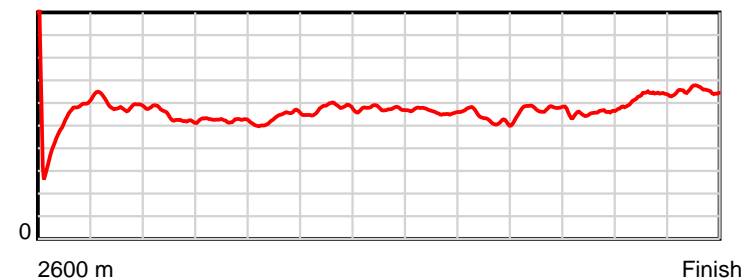
0.6 s Stride duration



20 m/sec Speed



100 % Stride efficiency



Note: Horizontal distance axis grid lines are 200m furlongs.

Disclaimer.

HRNZ and NZMTC and Thoroughbred Ratings Pty Ltd accepts no responsibility for the completeness or accuracy of any of the information contained herein, and makes no representations about its suitability for any particular purpose. Users should make their own judgements about those matters and/or seek independent advice. You assume all risks associated with use of the data provided on this page.



Race Results



October 23, 2024, Race 2, BOOK YOUR CHRISTMAS PARTY WITH US AT ADDINGTON PACE, Distance 2600m, Addington - Survey 3200m

Result	TAB no.	Horse (Barrier)	2600 to	2400m to
4th	5	Sweet Glory (5)	2400m	2200m
		Position in running (margin)	-	5(6.4)
		Sectional time (s)	16.35	14.99
		Cumulative time (s)	199.15	182.80
		Speed (m/s)	12.23	13.34
		Stride length (m)	5.45	5.81
		Stride duration (s)	0.427	0.435
		Stride efficiency (%)	46.38	52.72
		Stride count	36.71	34.43

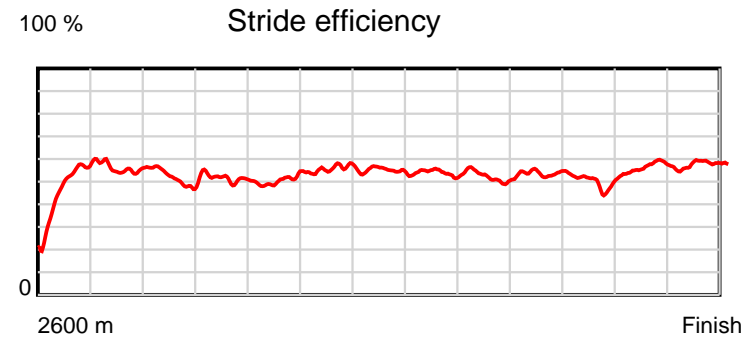
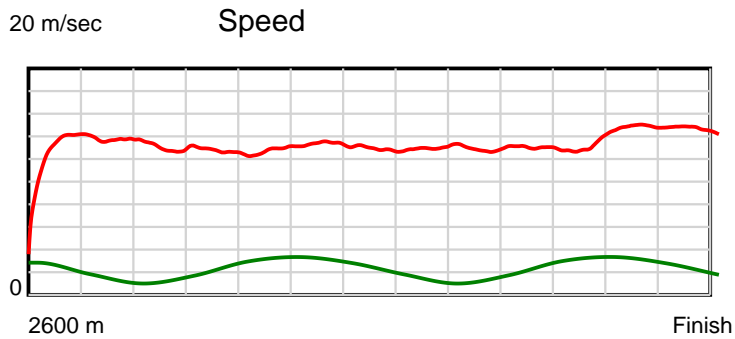
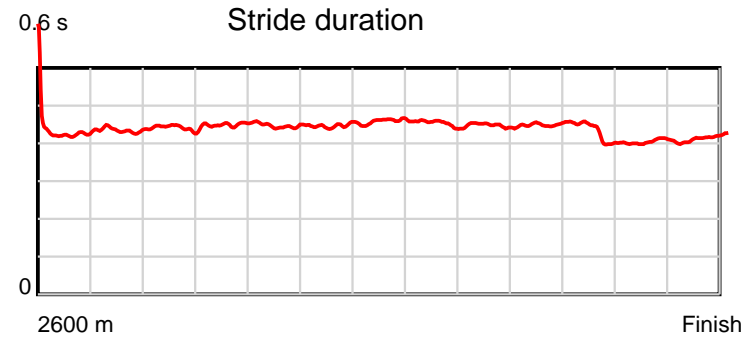
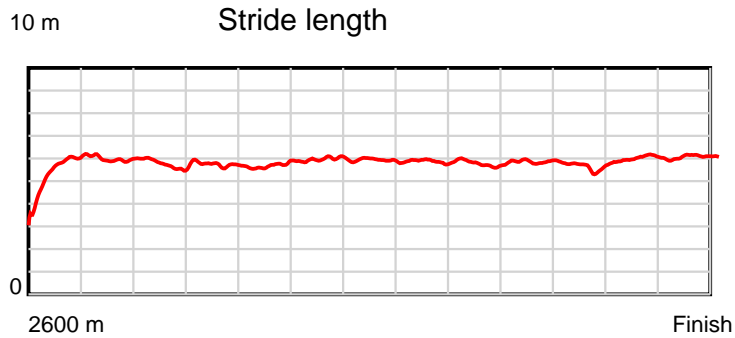
Disclaimer.

HRNZ and NZMTC and Thoroughbred Ratings Pty Ltd accepts no responsibility for the completeness or accuracy of any of the information contained herein, and makes no representations about its suitability for any particular purpose. Users should make their own judgements about those matters and/or seek independent advice. You assume all risks associated with use of the data provided on this page.

Race Results

October 23, 2024, Race 2, BOOK YOUR CHRISTMAS PARTY WITH US AT ADDINGTON PACE, Distance 2600m, Addington - Survey 3200m

Result	TAB no.	Horse (Barrier)	2200m to	2000m to	1800m to	1600m to	1400m to	1200m to	1000m to	800m to	600m to	400m to	200m to	Total or	Margin
4th	5	Sweet Glory (5)	2000m	1800m	1600m	1400m	1200m	1000m	800m	600m	400m	200m	WP	Average	
		Position in running (margin)	6(8.9)	6(8.8)	6(6.4)	5(5.5)	5(4.9)	4(3.9)	5(4.3)	4(3.5)	4(3.1)	4(2.5)	4(5.3)		4.20
		Sectional time (s)	15.40	15.69	15.90	15.55	15.48	15.88	15.51	15.36	15.41	14.12	13.51		
		Cumulative time (s)	167.81	152.41	136.72	120.82	105.27	89.79	73.91	58.40	43.04	27.63	13.51	3:19.15	
		Speed (m/s)	12.99	12.75	12.58	12.86	12.92	12.59	12.89	13.02	12.98	14.16	14.80	13.06	
		Stride length (m)	5.73	5.74	5.62	5.76	5.93	5.70	5.77	5.87	5.53	5.72	6.16	5.75	
		Stride duration (s)	0.441	0.450	0.447	0.448	0.459	0.452	0.447	0.451	0.426	0.404	0.416	0.440	
		Stride efficiency (%)	51.25	51.40	49.34	51.81	54.90	50.72	52.00	53.83	47.85	51.16	59.21	51.61	
		Stride count	34.92	34.87	35.59	34.73	33.74	35.10	34.67	34.08	36.14	34.96	32.49	452.43	



Note: Horizontal distance axis grid lines are 200m furlongs.

Disclaimer.

HRNZ and NZMTC and Thoroughbred Ratings Pty Ltd accepts no responsibility for the completeness or accuracy of any of the information contained herein, and makes no representations about its suitability for any particular purpose. Users should make their own judgements about those matters and/or seek independent advice. You assume all risks associated with use of the data provided on this page.



Race Results



October 23, 2024, Race 2, BOOK YOUR CHRISTMAS PARTY WITH US AT ADDINGTON PACE, Distance 2600m, Addington - Survey 3200m

Result	TAB no.	Horse (Barrier)	2600 to	2400m to
5th	4	Fulla Hot Eyre (4)	2400m	2200m
		Position in running (margin)	-	8(11.0)
		Sectional time (s)	17.14	14.85
		Cumulative time (s)	199.80	182.66
		Speed (m/s)	11.67	13.47
		Stride length (m)	4.89	5.70
		Stride duration (s)	0.410	0.423
		Stride efficiency (%)	37.39	50.73
		Stride count	40.89	35.10

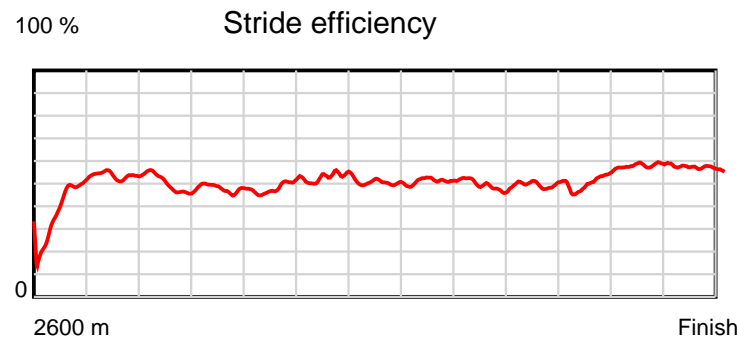
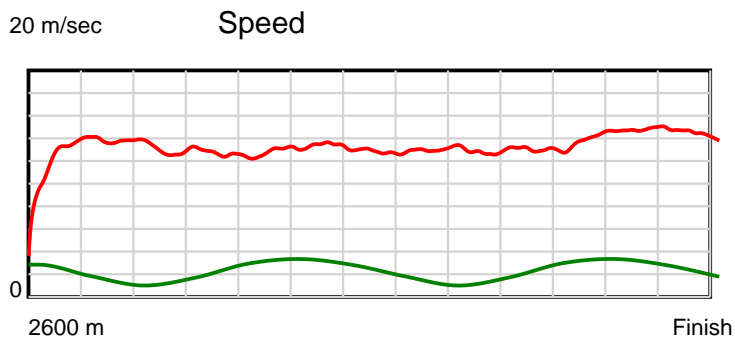
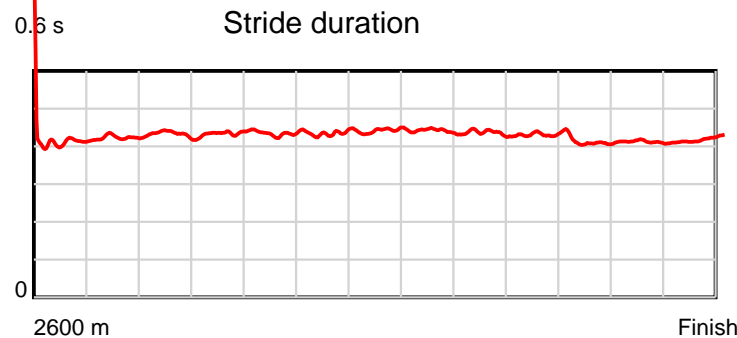
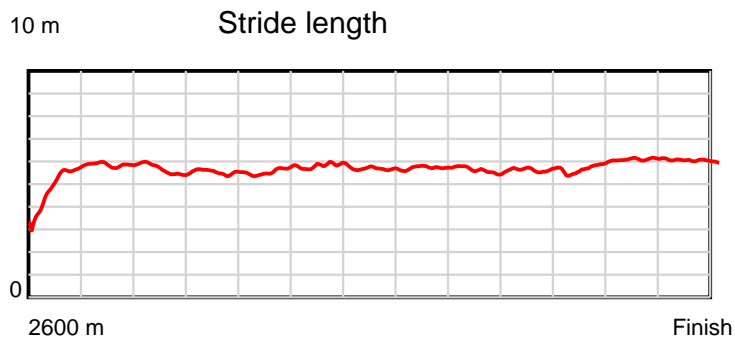
Disclaimer.

HRNZ and NZMTC and Thoroughbred Ratings Pty Ltd accepts no responsibility for the completeness or accuracy of any of the information contained herein, and makes no representations about its suitability for any particular purpose. Users should make their own judgements about those matters and/or seek independent advice. You assume all risks associated with use of the data provided on this page.

Race Results

October 23, 2024, Race 2, BOOK YOUR CHRISTMAS PARTY WITH US AT ADDINGTON PACE, Distance 2600m, Addington - Survey 3200m

Result	TAB no.	Horse (Barrier)	2200m to	2000m to	1800m to	1600m to	1400m to	1200m to	1000m to	800m to	600m to	400m to	200m to	Total or	Margin
5th	4	Fulla Hot Eyre (4)	2000m	1800m	1600m	1400m	1200m	1000m	800m	600m	400m	200m	WP	Average	
		Position in running (margin)	8(12.7)	8(12.5)	8(9.7)	8(8.9)	8(8.6)	8(8.0)	8(7.6)	8(7.2)	8(6.5)	5(2.7)	6(6.9)		7.70
		Sectional time (s)	15.38	15.61	15.94	15.59	15.54	15.75	15.59	15.32	14.86	14.37	13.86		
		Cumulative time (s)	167.81	152.43	136.82	120.88	105.29	89.75	74.00	58.41	43.09	28.23	13.86	3:19.80	
		Speed (m/s)	13.00	12.81	12.55	12.83	12.87	12.70	12.83	13.05	13.46	13.92	14.43	13.01	
		Stride length (m)	5.63	5.56	5.46	5.59	5.69	5.59	5.59	5.65	5.52	5.73	6.06	5.58	
		Stride duration (s)	0.433	0.434	0.435	0.436	0.442	0.440	0.436	0.433	0.410	0.412	0.420	0.429	
		Stride efficiency (%)	49.55	48.28	46.54	48.87	50.53	48.86	48.85	49.93	47.63	51.27	57.34	48.61	
		Stride count	35.52	35.98	36.65	35.76	35.17	35.77	35.77	35.38	36.23	34.92	33.02	466.16	



Note: Horizontal distance axis grid lines are 200m furlongs.

Disclaimer.

HRNZ and NZMTC and Thoroughbred Ratings Pty Ltd accepts no responsibility for the completeness or accuracy of any of the information contained herein, and makes no representations about its suitability for any particular purpose. Users should make their own judgements about those matters and/or seek independent advice. You assume all risks associated with use of the data provided on this page.



Race Results



October 23, 2024, Race 2, BOOK YOUR CHRISTMAS PARTY WITH US AT ADDINGTON PACE, Distance 2600m, Addington - Survey 3200m

Result	TAB no.	Horse (Barrier)	2600 to	2400m to
6th	8	Tacker (8)	2400m	2200m
		Position in running (margin)	-	7(9.3)
		Sectional time (s)	16.73	14.84
		Cumulative time (s)	200.17	183.44
		Speed (m/s)	11.95	13.48
		Stride length (m)	0.00	11373.97
		Stride duration (s)	0.000	843.664
		Stride efficiency (%)	0.00	202156352.00
		Stride count	0.00	0.02


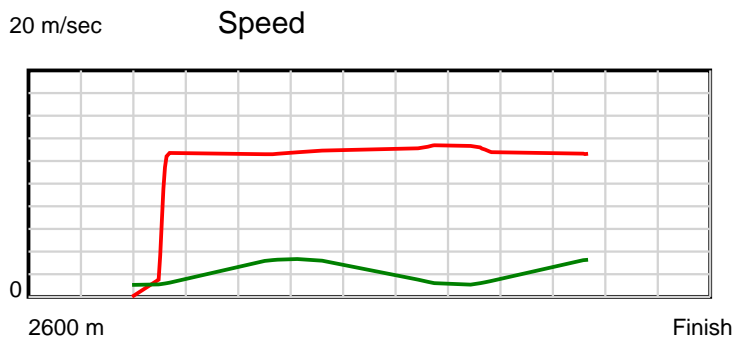
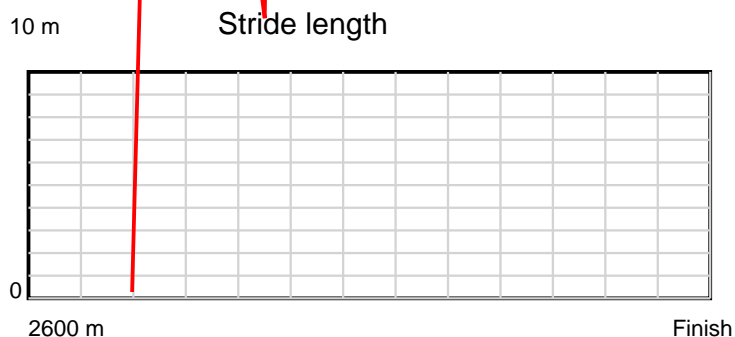
Disclaimer.

HRNZ and NZMTC and Thoroughbred Ratings Pty Ltd accepts no responsibility for the completeness or accuracy of any of the information contained herein, and makes no representations about its suitability for any particular purpose. Users should make their own judgements about those matters and/or seek independent advice. You assume all risks associated with use of the data provided on this page.

Race Results

October 23, 2024, Race 2, BOOK YOUR CHRISTMAS PARTY WITH US AT ADDINGTON PACE, Distance 2600m, Addington - Survey 3200m

Result	TAB no.	Horse (Barrier)	2200m to	2000m to	1800m to	1600m to	1400m to	1200m to	1000m to	800m to	600m to	400m to	200m to	Total or	Margin
6th	8	Tacker (8)	2000m	1800m	1600m	1400m	1200m	1000m	800m	600m	400m	200m	WP	Average	
		Position in running (margin)	7(10.9)	7(10.5)	7(8.0)	7(7.2)	7(6.7)	6(5.8)	7(6.1)	6(5.4)	6(4.9)	7(4.7)	7(8.2)		9.70
		Sectional time (s)	15.35	15.67	15.93	15.55	15.51	15.85	15.54	15.35	15.47	14.24	14.14		
		Cumulative time (s)	168.60	153.25	137.58	121.65	106.10	90.59	74.74	59.20	43.85	28.38	14.14	3:20.17	
		Speed (m/s)	13.03	12.76	12.55	12.86	12.89	12.62	12.87	13.03	12.93	14.04	14.14	12.99	
		Stride length (m)	17.27	12.02	16.59	61.97	91.18	15.35	8.57	6.33	8.22	13.06	13.15	15.43	
		Stride duration (s)	1.326	0.941	1.321	4.818	7.070	1.216	0.666	0.486	0.636	0.930	0.930	1.188	
		Stride efficiency (%)	466.20	225.60	430.01	6000.66	12992.08	368.20	114.78	62.71	105.63	266.42	270.39	371.97	
		Stride count	11.58	16.65	12.06	3.23	2.19	13.03	23.34	31.57	24.33	15.32	15.20	168.52	



Note: Horizontal distance axis grid lines are 200m furlongs.

Disclaimer.

HRNZ and NZMTC and Thoroughbred Ratings Pty Ltd accepts no responsibility for the completeness or accuracy of any of the information contained herein, and makes no representations about its suitability for any particular purpose. Users should make their own judgements about those matters and/or seek independent advice. You assume all risks associated with use of the data provided on this page.



Race Results



October 23, 2024, Race 2, BOOK YOUR CHRISTMAS PARTY WITH US AT ADDINGTON PACE, Distance 2600m, Addington - Survey 3200m

Result	TAB no.	Horse (Barrier)	2600 to	2400m to
7th	10	Heaven Forbid (0)	2400m	2200m
		Position in running (margin)	-	9(18.0)
		Sectional time (s)	18.23	15.00
		Cumulative time (s)	200.27	182.04
		Speed (m/s)	10.97	13.33
		Stride length (m)	5.83	6.07
		Stride duration (s)	0.465	0.455
		Stride efficiency (%)	53.04	57.61
		Stride count	34.33	32.94

Disclaimer.

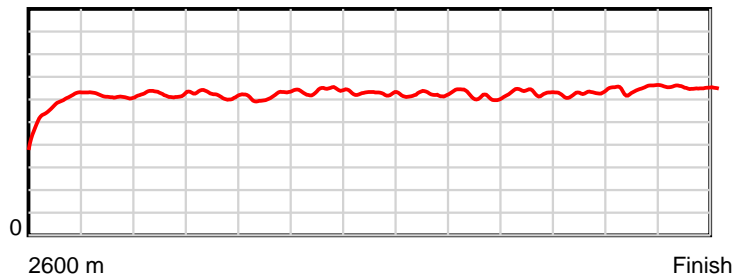
HRNZ and NZMTC and Thoroughbred Ratings Pty Ltd accepts no responsibility for the completeness or accuracy of any of the information contained herein, and makes no representations about its suitability for any particular purpose. Users should make their own judgements about those matters and/or seek independent advice. You assume all risks associated with use of the data provided on this page.

Race Results

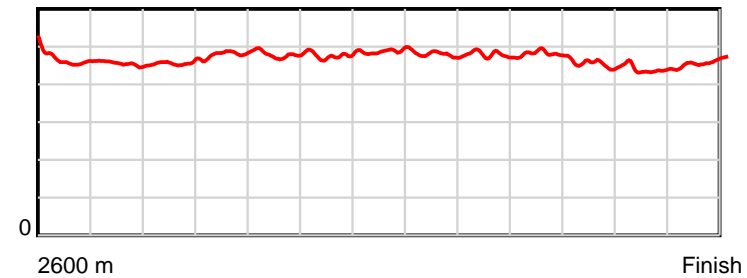
October 23, 2024, Race 2, BOOK YOUR CHRISTMAS PARTY WITH US AT ADDINGTON PACE, Distance 2600m, Addington - Survey 3200m

Result	TAB no.	Horse (Barrier)	2200m to	2000m to	1800m to	1600m to	1400m to	1200m to	1000m to	800m to	600m to	400m to	200m to	Total or	Margin
7th	10	Heaven Forbid (0)	2000m	1800m	1600m	1400m	1200m	1000m	800m	600m	400m	200m	WP	Average	
		Position in running (margin)	9(20.6)	9(15.5)	9(12.1)	9(10.8)	9(10.2)	9(9.7)	9(9.7)	9(9.1)	9(8.2)	8(4.8)	8(8.9)		10.30
		Sectional time (s)	14.56	15.51	15.86	15.54	15.57	15.80	15.56	15.27	14.94	14.34	14.09		
		Cumulative time (s)	167.04	152.48	136.97	121.11	105.57	90.00	74.20	58.64	43.37	28.43	14.09	3:20.27	
		Speed (m/s)	13.74	12.89	12.61	12.87	12.85	12.66	12.85	13.10	13.39	13.95	14.19	12.98	
		Stride length (m)	6.26	6.18	6.04	6.15	6.27	6.06	6.16	6.30	6.06	6.13	6.55	6.15	
		Stride duration (s)	0.456	0.479	0.479	0.478	0.488	0.479	0.479	0.481	0.453	0.440	0.461	0.474	
		Stride efficiency (%)	61.30	59.68	57.09	59.12	61.37	57.40	59.21	62.10	57.40	58.74	66.94	59.19	
		Stride count	31.93	32.36	33.09	32.52	31.91	33.00	32.49	31.72	33.00	32.62	30.56	422.47	

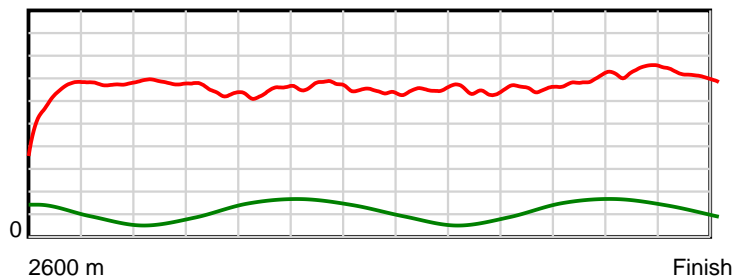
10 m Stride length



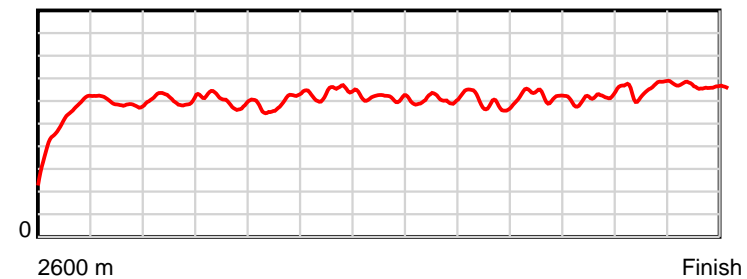
0.6 s Stride duration



20 m/sec Speed



100 % Stride efficiency



Note: Horizontal distance axis grid lines are 200m furlongs.

Disclaimer.

HRNZ and NZMTC and Thoroughbred Ratings Pty Ltd accepts no responsibility for the completeness or accuracy of any of the information contained herein, and makes no representations about its suitability for any particular purpose. Users should make their own judgements about those matters and/or seek independent advice. You assume all risks associated with use of the data provided on this page.



Race Results



October 23, 2024, Race 2, BOOK YOUR CHRISTMAS PARTY WITH US AT ADDINGTON PACE, Distance 2600m, Addington - Survey 3200m

Result	TAB no.	Horse (Barrier)	2600 to	2400m to
8th	9	Freedoms Beaut... (9)	2400m	2200m
		Position in running (margin)	-	4(4.6)
		Sectional time (s)	16.06	14.90
		Cumulative time (s)	200.59	184.53
		Speed (m/s)	12.45	13.42
		Stride length (m)	5.56	5.97
		Stride duration (s)	0.437	0.445
		Stride efficiency (%)	48.33	55.65
		Stride count	35.96	33.52

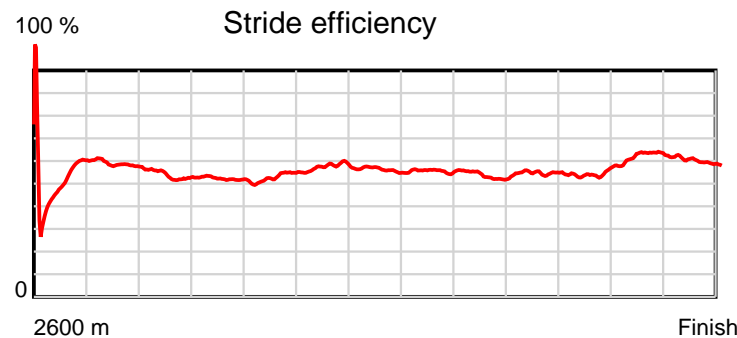
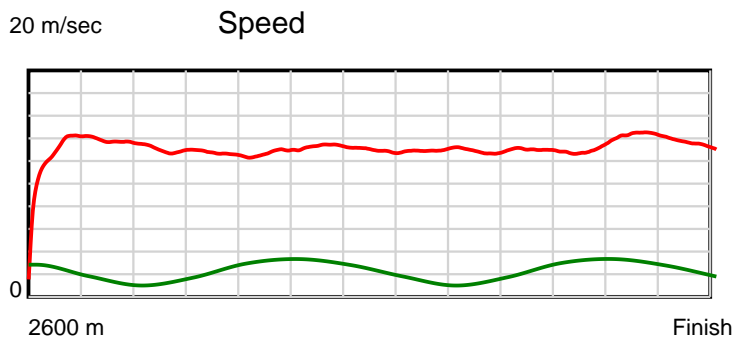
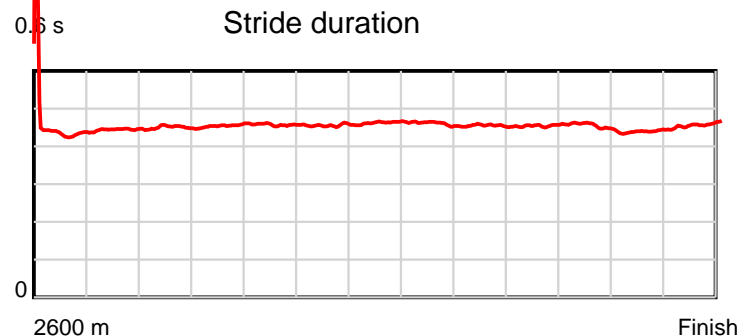
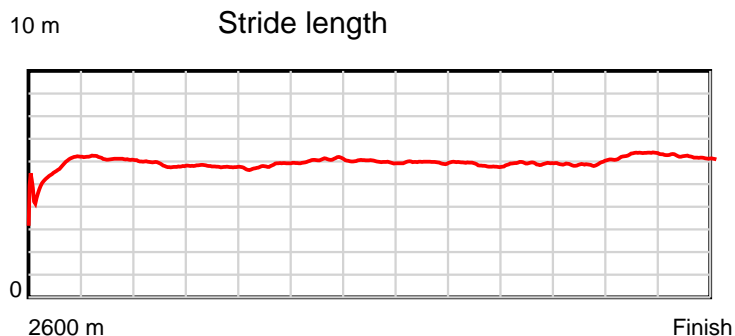
Disclaimer.

HRNZ and NZMTC and Thoroughbred Ratings Pty Ltd accepts no responsibility for the completeness or accuracy of any of the information contained herein, and makes no representations about its suitability for any particular purpose. Users should make their own judgements about those matters and/or seek independent advice. You assume all risks associated with use of the data provided on this page.

Race Results

October 23, 2024, Race 2, BOOK YOUR CHRISTMAS PARTY WITH US AT ADDINGTON PACE, Distance 2600m, Addington - Survey 3200m

Result	TAB no.	Horse (Barrier)	2200m to	2000m to	1800m to	1600m to	1400m to	1200m to	1000m to	800m to	600m to	400m to	200m to	Total or	Margin
8th	9	Freedoms Beaut... (9)	2000m	1800m	1600m	1400m	1200m	1000m	800m	600m	400m	200m	WP	Average	
		Position in running (margin)	4(6.6)	4(6.4)	4(4.2)	3(3.4)	3(3.1)	3(2.1)	3(2.3)	2(1.7)	2(1.3)	3(1.6)	5(5.8)		12.00
		Sectional time (s)	15.38	15.71	15.94	15.58	15.48	15.84	15.56	15.36	15.55	14.38	14.85		
		Cumulative time (s)	169.63	154.25	138.54	122.60	107.02	91.54	75.70	60.14	44.78	29.23	14.85	3:20.59	
		Speed (m/s)	13.00	12.73	12.55	12.84	12.92	12.63	12.85	13.02	12.86	13.91	13.47	12.96	
		Stride length (m)	5.84	5.78	5.74	5.85	5.98	5.81	5.85	5.92	5.83	6.11	6.19	5.88	
		Stride duration (s)	0.450	0.454	0.457	0.456	0.463	0.460	0.455	0.455	0.454	0.440	0.459	0.453	
		Stride efficiency (%)	53.37	52.30	51.42	53.51	55.87	52.75	53.44	54.84	53.20	58.43	59.80	53.96	
		Stride count	34.22	34.57	34.86	34.18	33.45	34.42	34.20	33.76	34.28	32.71	32.33	442.46	



Note: Horizontal distance axis grid lines are 200m furlongs.

Disclaimer.

HRNZ and NZMTC and Thoroughbred Ratings Pty Ltd accepts no responsibility for the completeness or accuracy of any of the information contained herein, and makes no representations about its suitability for any particular purpose. Users should make their own judgements about those matters and/or seek independent advice. You assume all risks associated with use of the data provided on this page.



Race Results



October 23, 2024, Race 2, BOOK YOUR CHRISTMAS PARTY WITH US AT ADDINGTON PACE, Distance 2600m, Addington - Survey 3200m

Result	TAB no.	Horse (Barrier)	2600 to	2400m to
9th	1	Vermeer Lustre (1)	2400m	2200m
		Position in running (margin)	-	6(6.5)
		Sectional time (s)	16.13	14.94
		Cumulative time (s)	202.31	186.18
		Speed (m/s)	12.40	13.39
		Stride length (m)	5.63	6.02
		Stride duration (s)	0.439	0.449
		Stride efficiency (%)	49.52	56.54
		Stride count	35.53	33.25

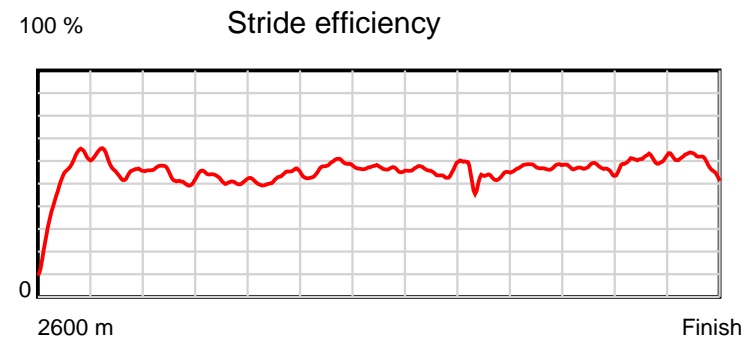
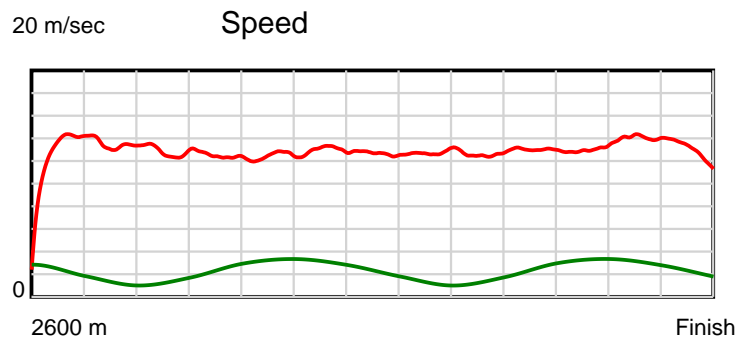
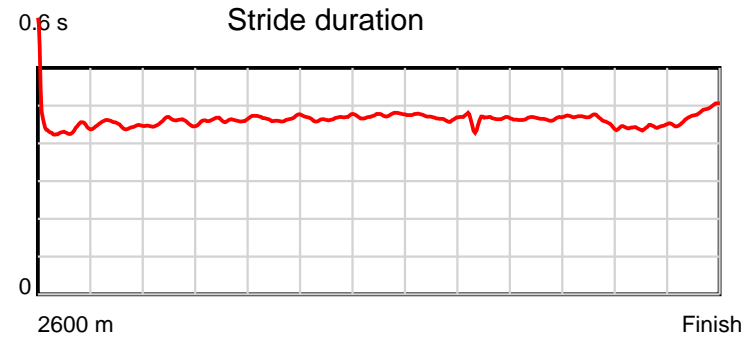
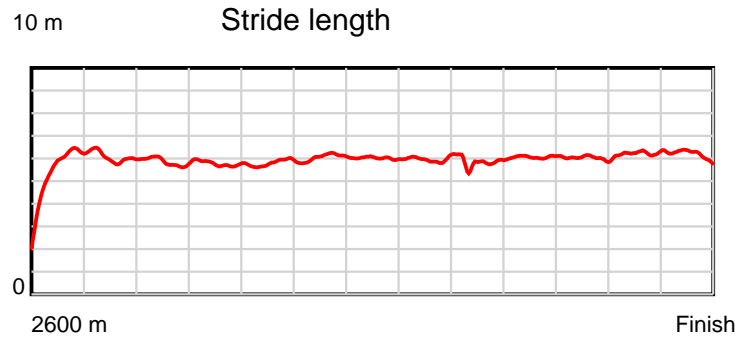
Disclaimer.

HRNZ and NZMTC and Thoroughbred Ratings Pty Ltd accepts no responsibility for the completeness or accuracy of any of the information contained herein, and makes no representations about its suitability for any particular purpose. Users should make their own judgements about those matters and/or seek independent advice. You assume all risks associated with use of the data provided on this page.

Race Results

October 23, 2024, Race 2, BOOK YOUR CHRISTMAS PARTY WITH US AT ADDINGTON PACE, Distance 2600m, Addington - Survey 3200m

Result	TAB no.	Horse (Barrier)	2200m to	2000m to	1800m to	1600m to	1400m to	1200m to	1000m to	800m to	600m to	400m to	200m to	Total or	Margin
9th	1	Vermeer Lustre (1)	2000m	1800m	1600m	1400m	1200m	1000m	800m	600m	400m	200m	WP	Average	
		Position in running (margin)	5(8.7)	5(7.0)	5(6.3)	6(6.0)	6(6.0)	7(6.3)	6(6.1)	7(5.8)	7(5.8)	9(5.7)	9(11.2)		21.30
		Sectional time (s)	15.12	15.98	16.02	15.64	15.69	15.77	15.61	15.43	15.48	14.58	15.92		
		Cumulative time (s)	171.24	156.12	140.14	124.12	108.48	92.79	77.02	61.41	45.98	30.50	15.92	3:22.31	
		Speed (m/s)	13.23	12.52	12.48	12.79	12.75	12.68	12.81	12.96	12.92	13.72	12.56	12.85	
		Stride length (m)	6.02	5.78	5.82	5.97	6.04	5.94	5.93	6.03	5.98	6.09	6.04	5.94	
		Stride duration (s)	0.455	0.461	0.466	0.467	0.474	0.468	0.463	0.465	0.463	0.444	0.481	0.462	
		Stride efficiency (%)	56.70	52.14	53.01	55.74	56.99	55.14	54.95	56.82	55.92	58.01	56.98	55.19	
		Stride count	33.20	34.62	34.34	33.49	33.12	33.67	33.73	33.17	33.43	32.83	33.12	437.50	



Note: Horizontal distance axis grid lines are 200m furlongs.

Disclaimer.

HRNZ and NZMTC and Thoroughbred Ratings Pty Ltd accepts no responsibility for the completeness or accuracy of any of the information contained herein, and makes no representations about its suitability for any particular purpose. Users should make their own judgements about those matters and/or seek independent advice. You assume all risks associated with use of the data provided on this page.



Race Results



October 23, 2024, Race 2, BOOK YOUR CHRISTMAS PARTY WITH US AT ADDINGTON PACE, Distance 2600m, Addington - Survey 3200m

Result	TAB no.	Horse (Barrier)	2600 to	2400m to
10th	2	Sporty Reporte... (2)	2400m	2200m
		Position in running (margin)	-	10(28.8)
		Sectional time (s)	19.95	18.91
		Cumulative time (s)	214.15	194.20
		Speed (m/s)	10.02	10.58
		Stride length (m)	4.74	4.88
		Stride duration (s)	0.457	0.461
		Stride efficiency (%)	35.07	37.23
		Stride count	42.22	40.98

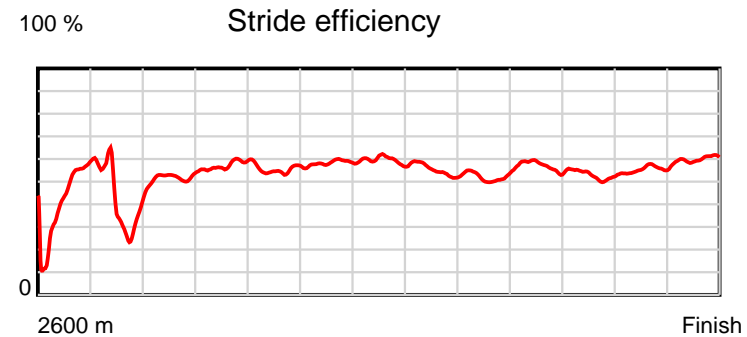
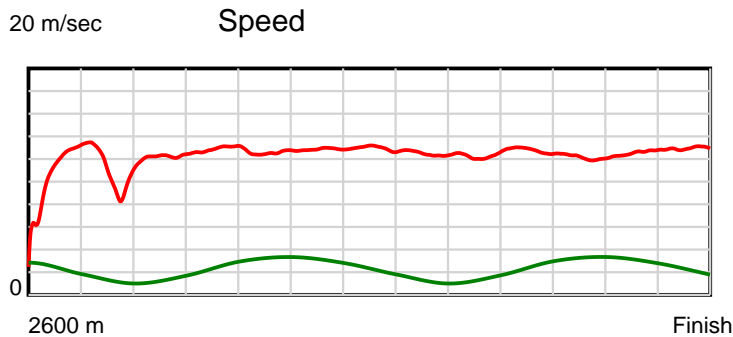
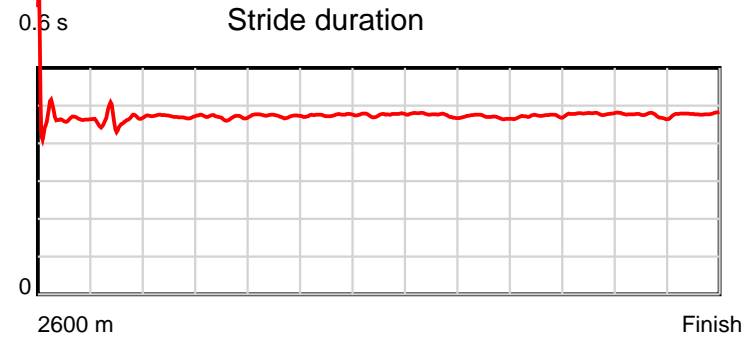
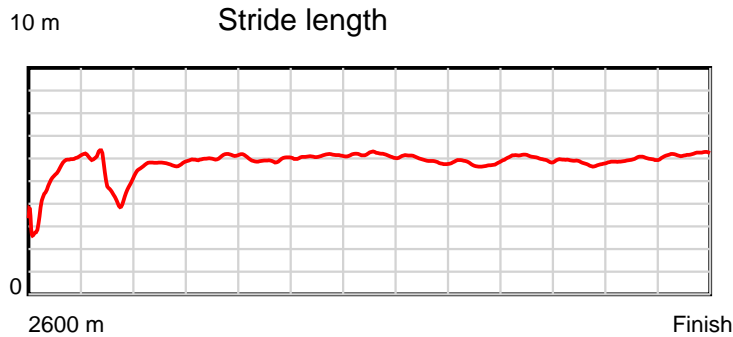
Disclaimer.

HRNZ and NZMTC and Thoroughbred Ratings Pty Ltd accepts no responsibility for the completeness or accuracy of any of the information contained herein, and makes no representations about its suitability for any particular purpose. Users should make their own judgements about those matters and/or seek independent advice. You assume all risks associated with use of the data provided on this page.

Race Results

October 23, 2024, Race 2, BOOK YOUR CHRISTMAS PARTY WITH US AT ADDINGTON PACE, Distance 2600m, Addington - Survey 3200m

Result	TAB no.	Horse (Barrier)	2200m to	2000m to	1800m to	1600m to	1400m to	1200m to	1000m to	800m to	600m to	400m to	200m to	Total or	Margin
10th	2	Sporty Reporte... (2)	2000m	1800m	1600m	1400m	1200m	1000m	800m	600m	400m	200m	WP	Average	
		Position in running (margin)	10(54.9)	10(59.0)	10(56.4)	10(54.9)	10(56.8)	10(55.7)	10(58.2)	10(60.0)	10(62.4)	10(68.0)	10(83.6)		85.30
		Sectional time (s)	16.09	15.65	15.82	15.95	15.46	16.22	15.95	15.83	16.45	16.25	15.62		
		Cumulative time (s)	175.29	159.20	143.55	127.73	111.78	96.32	80.10	64.15	48.32	31.87	15.62	3:34.15	
		Speed (m/s)	12.43	12.78	12.64	12.54	12.94	12.33	12.54	12.63	12.16	12.31	12.80	12.14	
		Stride length (m)	5.86	6.00	5.98	5.95	6.16	5.86	5.89	5.97	5.82	5.84	6.13	5.74	
		Stride duration (s)	0.471	0.469	0.473	0.475	0.476	0.476	0.470	0.472	0.479	0.474	0.479	0.473	
		Stride efficiency (%)	53.63	56.20	55.95	55.39	59.22	53.71	54.29	55.69	52.99	53.30	58.80	51.50	
		Stride count	34.14	33.35	33.42	33.59	32.49	34.11	33.93	33.50	34.34	34.24	32.61	452.92	



Note: Horizontal distance axis grid lines are 200m furlongs.

Disclaimer.

HRNZ and NZMTC and Thoroughbred Ratings Pty Ltd accepts no responsibility for the completeness or accuracy of any of the information contained herein, and makes no representations about its suitability for any particular purpose. Users should make their own judgements about those matters and/or seek independent advice. You assume all risks associated with use of the data provided on this page.