



Race Results

NZ Metropolitan Trotting Club Inc, HRNZ, October 23, 2024

Compilation date: October 23, 2024, 6:50:16 PM (NZDT)

Copyright © 2024 HRNZ and NZMTC. All rights reserved.

Trademarks.

StrideMASTER is a registered trademark of Thoroughbred Ratings Pty Ltd.

Disclaimer.

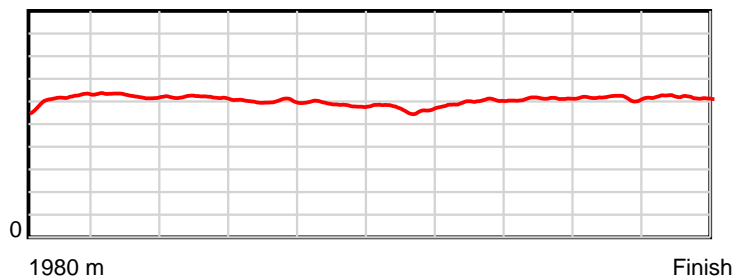
HRNZ and NZMTC and Thoroughbred Ratings Pty Ltd accepts no responsibility for the completeness or accuracy of any of the information contained herein, and makes no representations about its suitability for any particular purpose. Users should make their own judgements about those matters and/or seek independent advice. You assume all risks associated with use of the data provided on this page.

Race Results

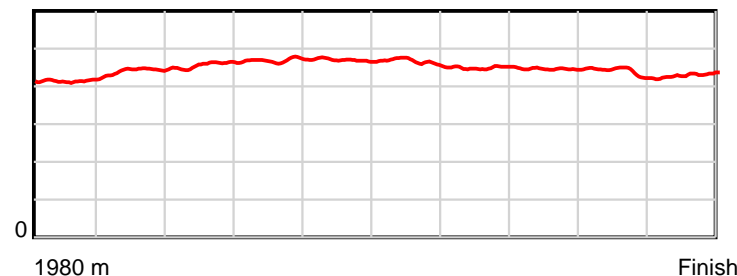
October 23, 2024, Race 4, BETAVET MOBILE PACE, Distance 1980m, Addington - Survey 1980m

Result	TAB no.	Horse (Barrier)	1980 to	1800m to	1600m to	1400m to	1200m to	1000m to	800m to	600m to	400m to	200m to	Total or	Margin
1st	6	Wriggles Rufus (6)	1800m	1600m	1400m	1200m	1000m	800m	600m	400m	200m	WP	Average	
		Position in running (margin)	-	2(0.3)	2(2.3)	2(2.1)	2(2.2)	2(2.4)	2(2.3)	3(1.7)	3(2.2)	2(1.1)		0.00
		Sectional time (s)	12.42	14.32	14.95	15.56	16.02	16.34	14.90	14.78	14.32	13.81		
		Cumulative time (s)	147.42	135.00	120.68	105.73	90.17	74.15	57.81	42.91	28.13	13.81	2:27.42	
		Speed (m/s)	14.50	13.97	13.38	12.85	12.48	12.24	13.42	13.53	13.97	14.48	13.43	
		Stride length (m)	6.08	6.17	6.11	6.03	5.86	5.70	6.03	6.03	6.12	6.22	6.03	
		Stride duration (s)	0.414	0.442	0.457	0.469	0.470	0.466	0.449	0.446	0.439	0.430	0.449	
		Stride efficiency (%)	57.85	59.54	58.37	56.88	53.75	50.74	56.77	56.88	58.61	60.52	56.88	
		Stride count	29.58	32.40	32.72	33.15	34.10	35.10	33.18	33.15	32.66	32.14	328.18	

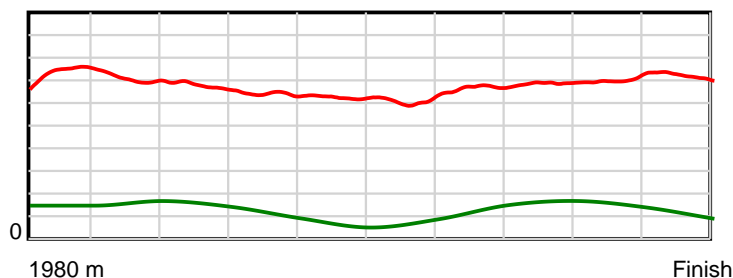
10 m Stride length



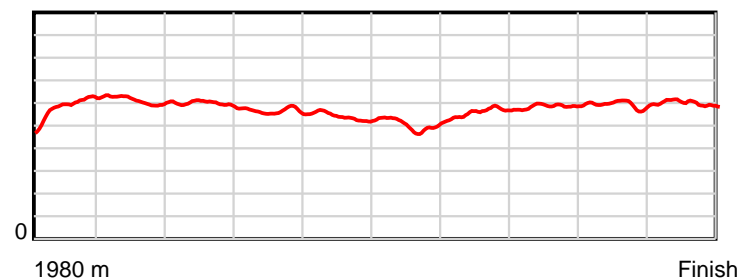
0.6 s Stride duration



20 m/sec Speed



100 % Stride efficiency



Note: Horizontal distance axis grid lines are 200m furlongs.

Disclaimer.

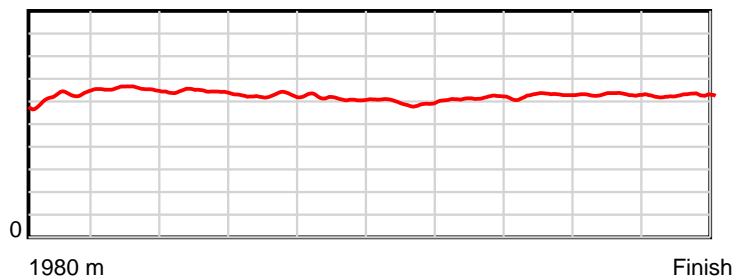
HRNZ and NZMTC and Thoroughbred Ratings Pty Ltd accepts no responsibility for the completeness or accuracy of any of the information contained herein, and makes no representations about its suitability for any particular purpose. Users should make their own judgements about those matters and/or seek independent advice. You assume all risks associated with use of the data provided on this page.

Race Results

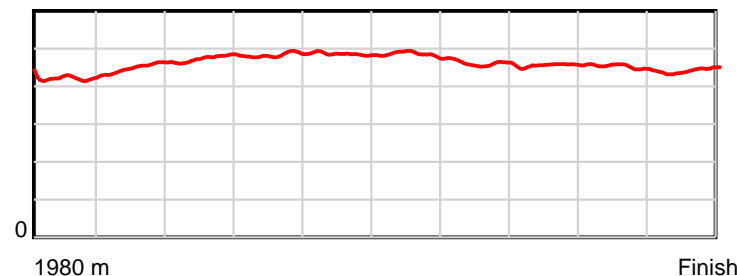
October 23, 2024, Race 4, BETAVET MOBILE PACE, Distance 1980m, Addington - Survey 1980m

Result	TAB no.	Horse (Barrier)	1980 to	1800m to	1600m to	1400m to	1200m to	1000m to	800m to	600m to	400m to	200m to	Total or	Margin
2nd	9	The Night Fox (9)	1800m	1600m	1400m	1200m	1000m	800m	600m	400m	200m	WP	Average	
		Position in running (margin)	-	1(0.0)	1(0.0)	1(0.0)	1(0.0)	1(0.0)	1(0.0)	1(0.0)	1(0.0)	1(0.0)		0.50
		Sectional time (s)	12.33	13.98	14.98	15.54	16.00	16.36	15.01	14.69	14.51	14.06		
		Cumulative time (s)	147.46	135.13	121.15	106.17	90.63	74.63	58.27	43.26	28.57	14.06	2:27.46	
		Speed (m/s)	14.60	14.31	13.35	12.87	12.50	12.22	13.32	13.61	13.78	14.22	13.43	
		Stride length (m)	6.18	6.44	6.33	6.22	6.07	5.93	6.13	6.20	6.22	6.29	6.20	
		Stride duration (s)	0.421	0.450	0.474	0.483	0.486	0.485	0.460	0.456	0.451	0.442	0.462	
		Stride efficiency (%)	59.74	64.83	62.65	60.42	57.63	54.89	58.77	60.13	60.49	61.76	60.06	
		Stride count	29.11	31.05	31.59	32.16	32.93	33.74	32.61	32.24	32.14	31.81	319.38	

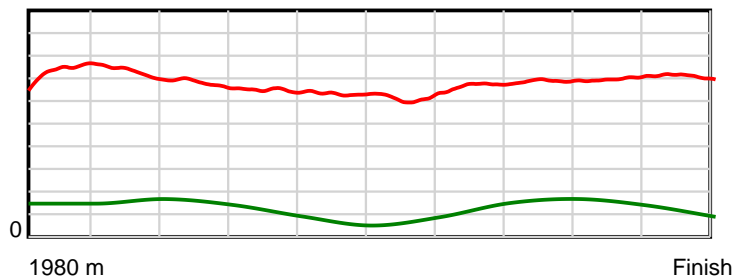
10 m Stride length



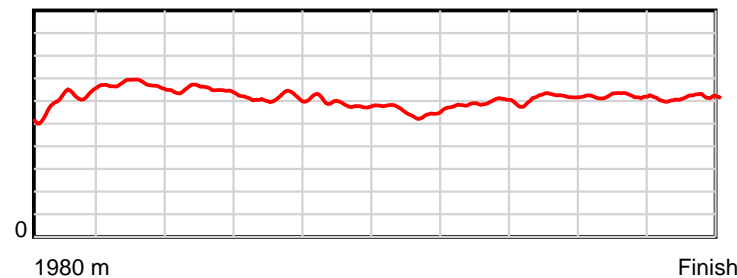
0.6 s Stride duration



20 m/sec Speed



100 % Stride efficiency



Note: Horizontal distance axis grid lines are 200m furlongs.

Disclaimer.

HRNZ and NZMTC and Thoroughbred Ratings Pty Ltd accepts no responsibility for the completeness or accuracy of any of the information contained herein, and makes no representations about its suitability for any particular purpose. Users should make their own judgements about those matters and/or seek independent advice. You assume all risks associated with use of the data provided on this page.

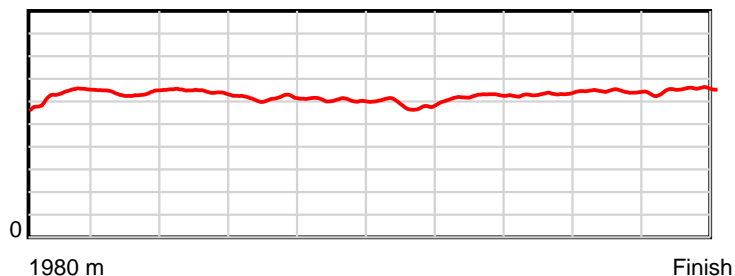


Race Results

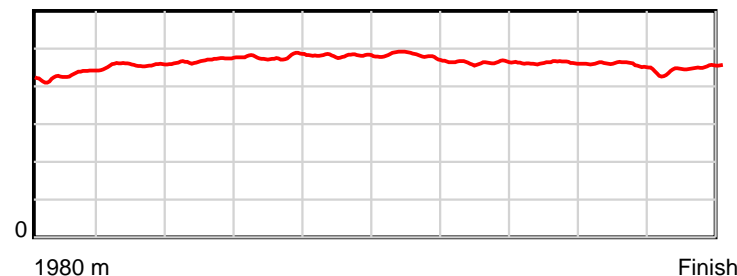
October 23, 2024, Race 4, BETAVET MOBILE PACE, Distance 1980m, Addington - Survey 1980m

Result	TAB no.	Horse (Barrier)	1980 to	1800m to	1600m to	1400m to	1200m to	1000m to	800m to	600m to	400m to	200m to	Total or	Margin
3rd	4	The Highlander (4)	1800m	1600m	1400m	1200m	1000m	800m	600m	400m	200m	WP	Average	
		Position in running (margin)	-	3(1.0)	3(4.4)	3(4.1)	3(3.4)	3(3.6)	4(4.6)	4(3.3)	4(3.9)	5(2.9)		0.70
		Sectional time (s)	12.59	14.54	14.93	15.43	16.03	16.52	14.79	14.78	14.35	13.58		
		Cumulative time (s)	147.54	134.95	120.41	105.48	90.05	74.02	57.50	42.71	27.93	13.58	2:27.54	
		Speed (m/s)	14.30	13.76	13.40	12.96	12.48	12.11	13.52	13.53	13.94	14.73	13.42	
		Stride length (m)	6.24	6.28	6.29	6.20	6.00	5.82	6.26	6.25	6.34	6.60	6.22	
		Stride duration (s)	0.429	0.457	0.470	0.478	0.481	0.481	0.463	0.462	0.455	0.448	0.464	
		Stride efficiency (%)	60.83	61.66	61.86	59.99	56.33	52.93	61.31	60.97	62.90	68.15	60.51	
		Stride count	28.85	31.84	31.79	32.28	33.31	34.36	31.93	32.02	31.52	30.29	318.19	

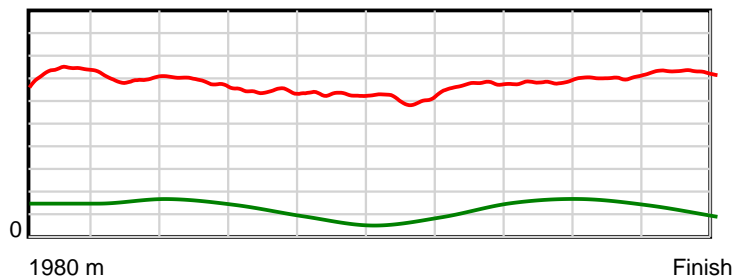
10 m Stride length



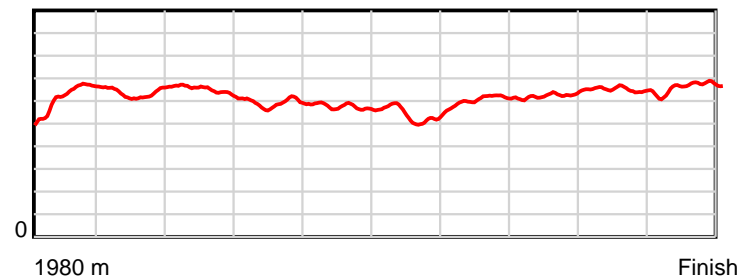
0.6 s Stride duration



20 m/sec Speed



100 % Stride efficiency



Note: Horizontal distance axis grid lines are 200m furlongs.

Disclaimer.

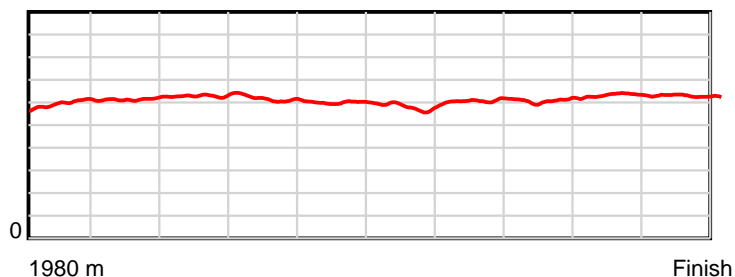
HRNZ and NZMTC and Thoroughbred Ratings Pty Ltd accepts no responsibility for the completeness or accuracy of any of the information contained herein, and makes no representations about its suitability for any particular purpose. Users should make their own judgements about those matters and/or seek independent advice. You assume all risks associated with use of the data provided on this page.

Race Results

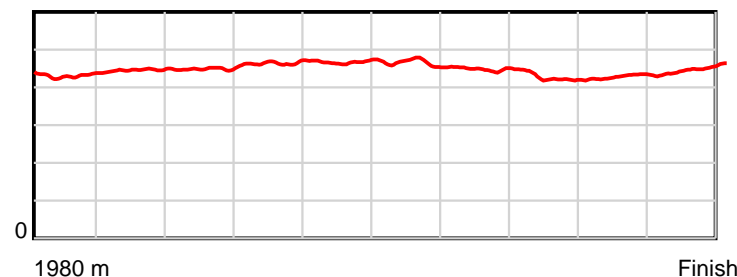
October 23, 2024, Race 4, BETAVET MOBILE PACE, Distance 1980m, Addington - Survey 1980m

Result	TAB no.	Horse (Barrier)	1980 to	1800m to	1600m to	1400m to	1200m to	1000m to	800m to	600m to	400m to	200m to	Total or	Margin
4th	7	Dulcinea (7)	1800m	1600m	1400m	1200m	1000m	800m	600m	400m	200m	WP	Average	
		Position in running (margin)	-	8(6.6)	8(12.0)	8(9.7)	7(7.1)	7(7.3)	7(6.7)	6(5.1)	5(4.0)	4(1.3)		2.70
		Sectional time (s)	13.28	14.88	14.60	15.10	16.02	16.27	14.73	14.52	14.06	14.45		
		Cumulative time (s)	147.91	134.63	119.75	105.15	90.05	74.03	57.76	43.03	28.51	14.45	2:27.91	
		Speed (m/s)	13.56	13.44	13.70	13.25	12.48	12.29	13.58	13.77	14.22	13.84	13.39	
		Stride length (m)	5.89	5.99	6.15	6.15	5.83	5.71	6.08	5.85	6.11	6.23	6.00	
		Stride duration (s)	0.431	0.446	0.449	0.465	0.467	0.464	0.448	0.425	0.429	0.450	0.448	
		Stride efficiency (%)	54.21	56.10	59.10	59.19	53.19	50.86	57.79	53.53	58.27	60.60	56.18	
		Stride count	30.56	33.38	32.52	32.50	34.28	35.06	32.89	34.17	32.75	32.12	330.23	

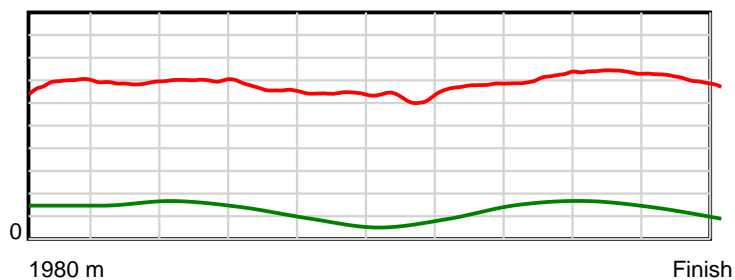
10 m Stride length



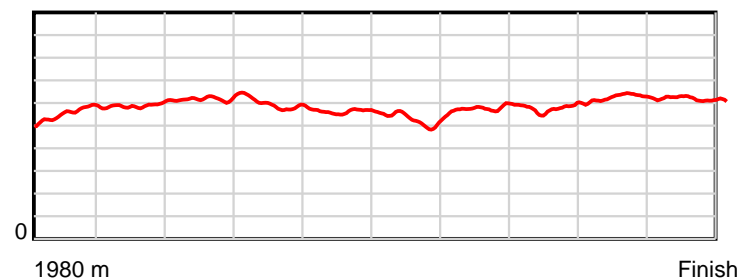
0.6 s Stride duration



20 m/sec Speed



100 % Stride efficiency



Note: Horizontal distance axis grid lines are 200m furlongs.

Disclaimer.

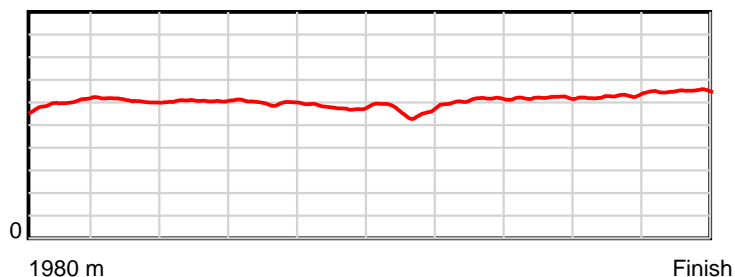
HRNZ and NZMTC and Thoroughbred Ratings Pty Ltd accepts no responsibility for the completeness or accuracy of any of the information contained herein, and makes no representations about its suitability for any particular purpose. Users should make their own judgements about those matters and/or seek independent advice. You assume all risks associated with use of the data provided on this page.

Race Results

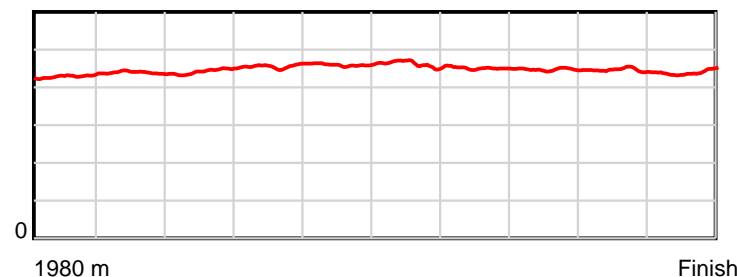
October 23, 2024, Race 4, BETAVET MOBILE PACE, Distance 1980m, Addington - Survey 1980m

Result	TAB no.	Horse (Barrier)	1980 to	1800m to	1600m to	1400m to	1200m to	1000m to	800m to	600m to	400m to	200m to	Total or	Margin
5th	2	Prides Contess... (2)	1800m	1600m	1400m	1200m	1000m	800m	600m	400m	200m	WP	Average	
		Position in running (margin)	-	7(5.7)	7(9.8)	7(8.8)	8(7.7)	8(8.3)	8(8.4)	9(7.4)	10(7.1)	12(6.3)		3.80
		Sectional time (s)	13.35	14.66	14.81	15.36	16.09	16.38	14.85	14.64	14.39	13.59		
		Cumulative time (s)	148.12	134.77	120.11	105.30	89.94	73.85	57.47	42.62	27.98	13.59	2:28.12	
		Speed (m/s)	13.49	13.64	13.50	13.02	12.43	12.21	13.47	13.66	13.90	14.72	13.37	
		Stride length (m)	5.92	5.99	5.98	5.94	5.71	5.63	6.07	6.11	6.19	6.49	6.00	
		Stride duration (s)	0.430	0.439	0.443	0.456	0.460	0.461	0.450	0.447	0.445	0.441	0.449	
		Stride efficiency (%)	54.80	55.99	55.90	55.17	51.04	49.58	57.54	58.34	59.93	65.80	56.18	
		Stride count	30.40	33.41	33.44	33.66	35.00	35.51	32.96	32.73	32.30	30.82	330.23	

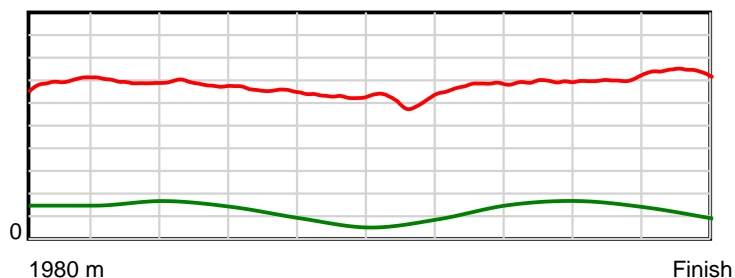
10 m Stride length



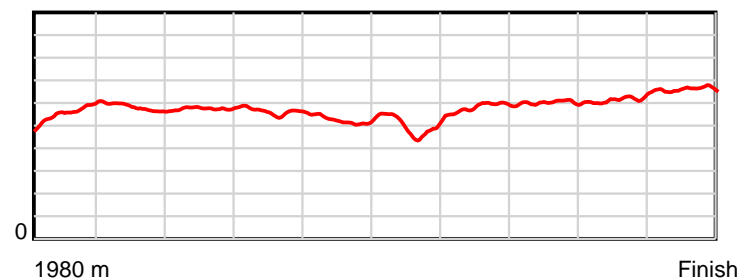
0.6 s Stride duration



20 m/sec Speed



100 % Stride efficiency



Note: Horizontal distance axis grid lines are 200m furlongs.

Disclaimer.

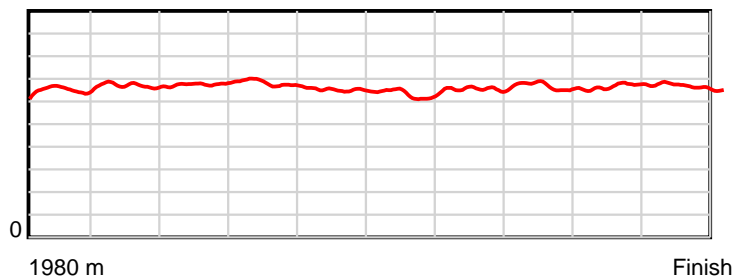
HRNZ and NZMTC and Thoroughbred Ratings Pty Ltd accepts no responsibility for the completeness or accuracy of any of the information contained herein, and makes no representations about its suitability for any particular purpose. Users should make their own judgements about those matters and/or seek independent advice. You assume all risks associated with use of the data provided on this page.

Race Results

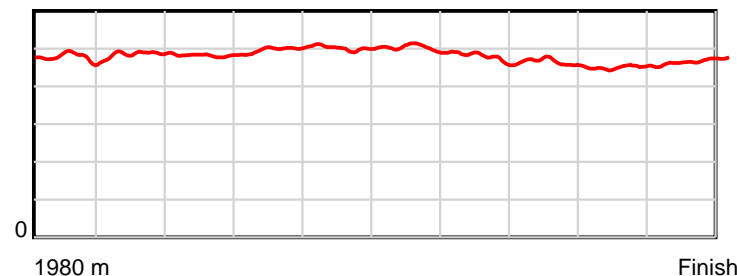
October 23, 2024, Race 4, BETAVET MOBILE PACE, Distance 1980m, Addington - Survey 1980m

Result	TAB no.	Horse (Barrier)	1980 to	1800m to	1600m to	1400m to	1200m to	1000m to	800m to	600m to	400m to	200m to	Total or	Margin
6th	10	Harry Belafont... (10)	1800m	1600m	1400m	1200m	1000m	800m	600m	400m	200m	WP	Average	
		Position in running (margin)	-	12(10.3)	11(16.0)	11(14.8)	10(10.8)	11(10.9)	11(10.8)	10(7.5)	9(6.7)	7(3.5)		3.80
		Sectional time (s)	13.82	14.94	14.78	14.87	16.02	16.34	14.45	14.56	13.97	14.38		
		Cumulative time (s)	148.13	134.31	119.37	104.59	89.72	73.70	57.36	42.91	28.35	14.38	2:28.13	
		Speed (m/s)	13.03	13.39	13.53	13.45	12.48	12.24	13.84	13.74	14.32	13.91	13.37	
		Stride length (m)	6.39	6.51	6.52	6.70	6.26	6.13	6.58	6.35	6.44	6.53	6.44	
		Stride duration (s)	0.477	0.486	0.482	0.498	0.502	0.501	0.476	0.462	0.450	0.469	0.482	
		Stride efficiency (%)	63.77	66.17	66.38	70.09	61.33	58.67	67.70	62.92	64.87	66.63	64.75	
		Stride count	28.18	30.73	30.69	29.86	31.92	32.64	30.39	31.52	31.04	30.63	307.60	

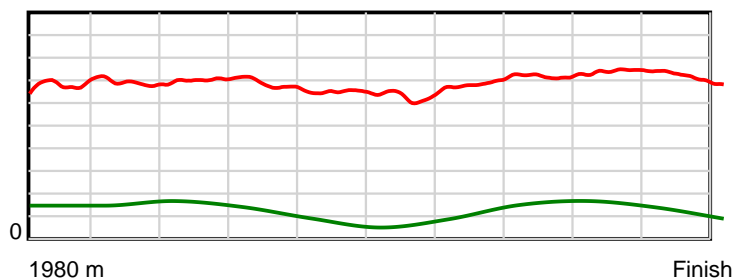
10 m Stride length



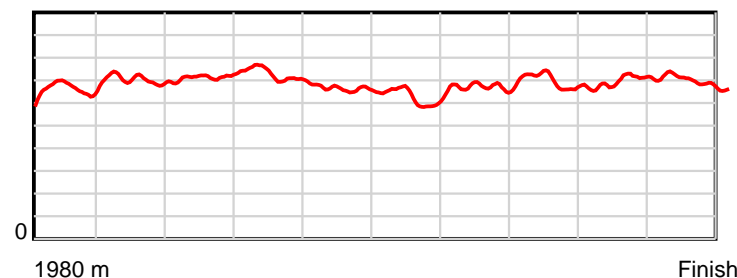
0.6 s Stride duration



20 m/sec Speed



100 % Stride efficiency



Note: Horizontal distance axis grid lines are 200m furlongs.

Disclaimer.

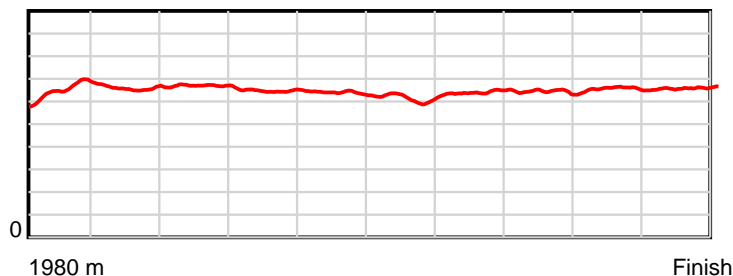
HRNZ and NZMTC and Thoroughbred Ratings Pty Ltd accepts no responsibility for the completeness or accuracy of any of the information contained herein, and makes no representations about its suitability for any particular purpose. Users should make their own judgements about those matters and/or seek independent advice. You assume all risks associated with use of the data provided on this page.

Race Results

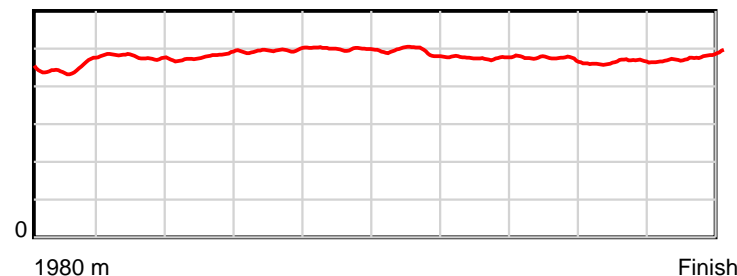
October 23, 2024, Race 4, BETAVET MOBILE PACE, Distance 1980m, Addington - Survey 1980m

Result	TAB no.	Horse (Barrier)	1980 to	1800m to	1600m to	1400m to	1200m to	1000m to	800m to	600m to	400m to	200m to	Total or	Margin
7th	5	Kink (5)	1800m	1600m	1400m	1200m	1000m	800m	600m	400m	200m	WP	Average	
		Position in running (margin)	-	4(2.1)	5(7.0)	4(5.1)	4(4.0)	4(3.7)	3(2.7)	2(1.3)	2(2.2)	3(1.3)		3.90
		Sectional time (s)	12.63	14.81	14.65	15.36	15.94	16.20	14.77	14.84	14.36	14.59		
		Cumulative time (s)	148.15	135.52	120.71	106.06	90.70	74.76	58.56	43.79	28.95	14.59	2:28.15	
		Speed (m/s)	14.26	13.50	13.65	13.02	12.55	12.35	13.54	13.48	13.93	13.71	13.37	
		Stride length (m)	6.50	6.45	6.55	6.45	6.26	6.07	6.45	6.36	6.47	6.57	6.41	
		Stride duration (s)	0.450	0.478	0.480	0.495	0.499	0.491	0.476	0.472	0.465	0.479	0.479	
		Stride efficiency (%)	65.98	65.06	67.12	65.03	61.24	57.49	65.03	63.18	65.36	67.46	64.18	
		Stride count	27.70	31.00	30.52	31.00	31.95	32.97	31.00	31.45	30.93	30.44	308.96	

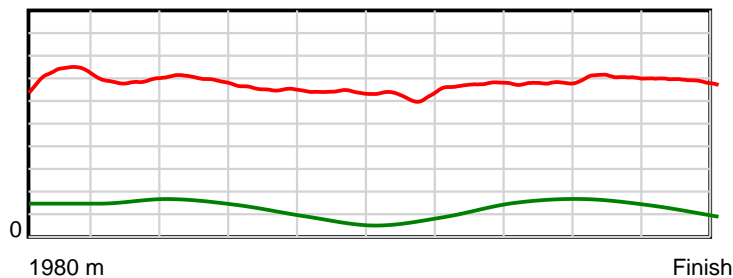
10 m Stride length



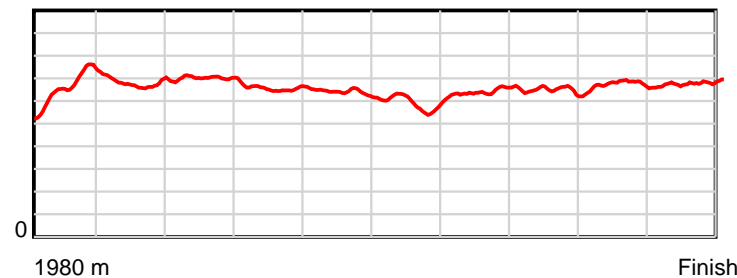
0.6 s Stride duration



20 m/sec Speed



100 % Stride efficiency



Note: Horizontal distance axis grid lines are 200m furlongs.

Disclaimer.

HRNZ and NZMTC and Thoroughbred Ratings Pty Ltd accepts no responsibility for the completeness or accuracy of any of the information contained herein, and makes no representations about its suitability for any particular purpose. Users should make their own judgements about those matters and/or seek independent advice. You assume all risks associated with use of the data provided on this page.

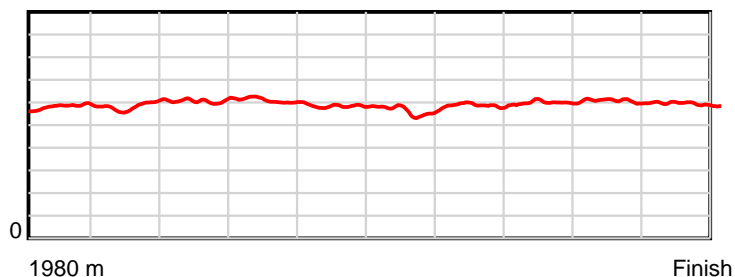


Race Results

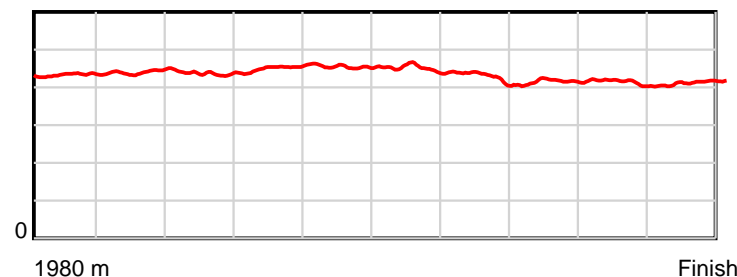
October 23, 2024, Race 4, BETAVET MOBILE PACE, Distance 1980m, Addington - Survey 1980m

Result	TAB no.	Horse (Barrier)	1980 to	1800m to	1600m to	1400m to	1200m to	1000m to	800m to	600m to	400m to	200m to	Total or	Margin
8th	8	Executive Bann... (8)	1800m	1600m	1400m	1200m	1000m	800m	600m	400m	200m	WP	Average	
		Position in running (margin)	-	11(9.0)	12(18.4)	12(17.3)	12(13.2)	12(13.1)	12(12.7)	12(9.9)	12(8.0)	11(5.5)		4.20
		Sectional time (s)	13.79	15.55	14.80	14.86	15.98	16.29	14.53	14.37	14.10	13.93		
		Cumulative time (s)	148.20	134.41	118.86	104.06	89.20	73.22	56.93	42.40	28.03	13.93	2:28.20	
		Speed (m/s)	13.06	12.86	13.51	13.46	12.52	12.28	13.76	13.92	14.18	14.36	13.36	
		Stride length (m)	5.77	5.67	5.91	6.07	5.69	5.52	5.87	5.79	5.84	5.94	5.80	
		Stride duration (s)	0.433	0.441	0.437	0.451	0.455	0.450	0.426	0.416	0.412	0.413	0.434	
		Stride efficiency (%)	51.99	50.19	54.54	57.64	50.60	47.65	53.76	52.36	53.35	55.05	52.61	
		Stride count	31.21	35.29	33.85	32.93	35.15	36.22	34.10	34.55	34.23	33.70	341.23	

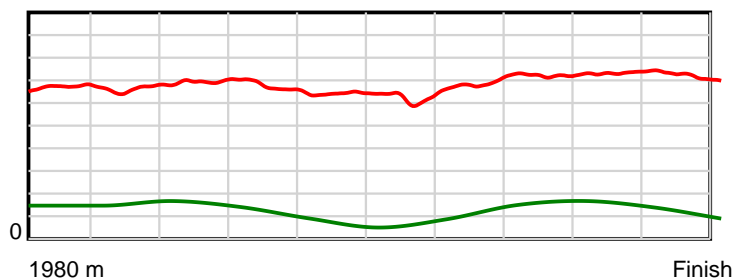
10 m Stride length



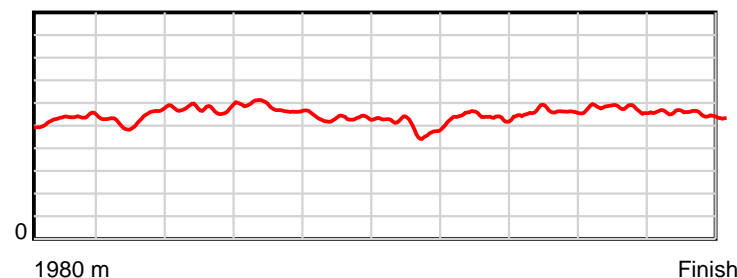
0.6 s Stride duration



20 m/sec Speed



100 % Stride efficiency



Note: Horizontal distance axis grid lines are 200m furlongs.

Disclaimer.

HRNZ and NZMTC and Thoroughbred Ratings Pty Ltd accepts no responsibility for the completeness or accuracy of any of the information contained herein, and makes no representations about its suitability for any particular purpose. Users should make their own judgements about those matters and/or seek independent advice. You assume all risks associated with use of the data provided on this page.

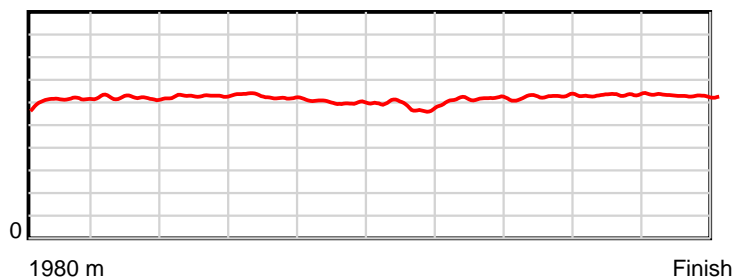


Race Results

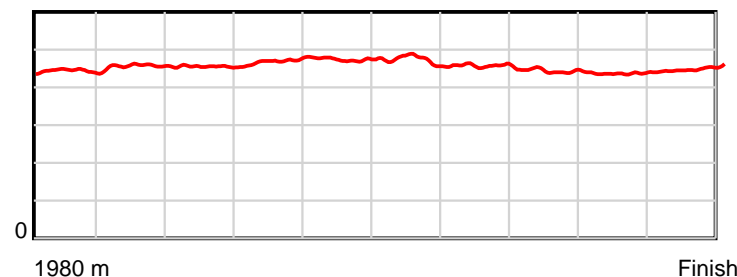
October 23, 2024, Race 4, BETAVET MOBILE PACE, Distance 1980m, Addington - Survey 1980m

Result	TAB no.	Horse (Barrier)	1980 to	1800m to	1600m to	1400m to	1200m to	1000m to	800m to	600m to	400m to	200m to	Total or	Margin
9th	11	Oneloveonlife (11)	1800m	1600m	1400m	1200m	1000m	800m	600m	400m	200m	WP	Average	
		Position in running (margin)	-	9(8.3)	9(14.1)	9(12.8)	9(9.3)	9(9.5)	9(8.6)	8(7.0)	8(5.4)	8(3.8)		5.10
		Sectional time (s)	13.71	14.95	14.77	14.95	16.03	16.21	14.74	14.42	14.25	14.33		
		Cumulative time (s)	148.36	134.65	119.70	104.93	89.98	73.95	57.74	43.00	28.58	14.33	2:28.36	
		Speed (m/s)	13.13	13.38	13.54	13.38	12.48	12.34	13.57	13.87	14.04	13.96	13.35	
		Stride length (m)	6.08	6.11	6.16	6.28	5.92	5.81	6.20	6.15	6.14	6.29	6.11	
		Stride duration (s)	0.444	0.457	0.455	0.470	0.474	0.471	0.457	0.444	0.437	0.450	0.458	
		Stride efficiency (%)	57.84	58.37	59.33	61.67	54.77	52.79	60.10	59.17	58.85	61.73	58.37	
		Stride count	29.59	32.73	32.46	31.84	33.78	34.41	32.25	32.50	32.59	31.82	323.97	

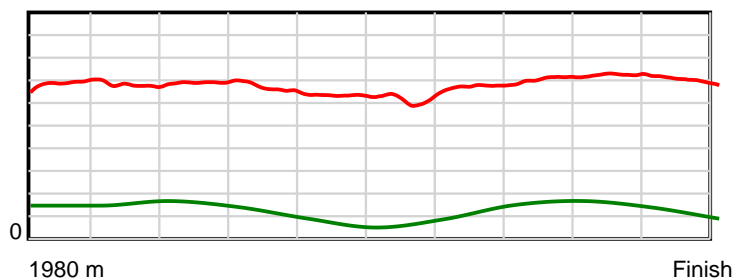
10 m Stride length



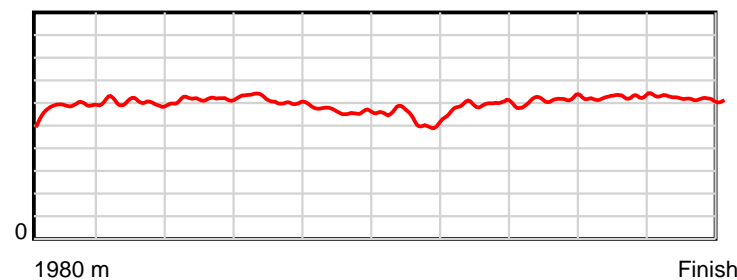
0.6 s Stride duration



20 m/sec Speed



100 % Stride efficiency



Note: Horizontal distance axis grid lines are 200m furlongs.

Disclaimer.

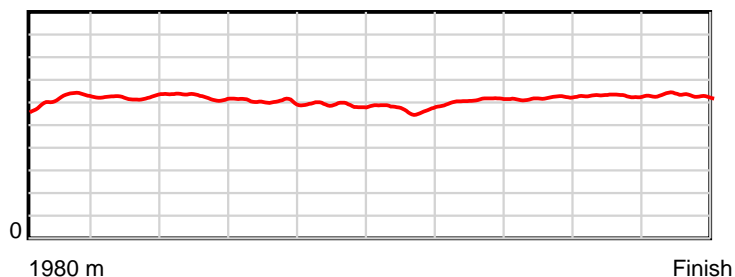
HRNZ and NZMTC and Thoroughbred Ratings Pty Ltd accepts no responsibility for the completeness or accuracy of any of the information contained herein, and makes no representations about its suitability for any particular purpose. Users should make their own judgements about those matters and/or seek independent advice. You assume all risks associated with use of the data provided on this page.

Race Results

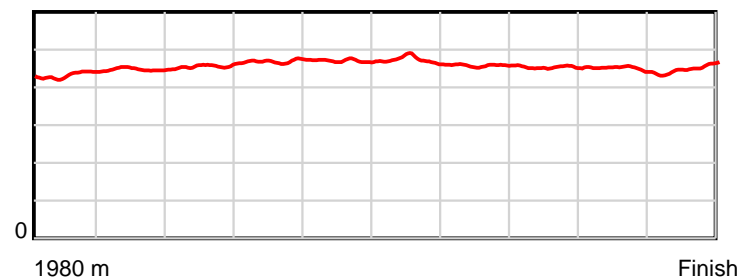
October 23, 2024, Race 4, BETAVET MOBILE PACE, Distance 1980m, Addington - Survey 1980m

Result	TAB no.	Horse (Barrier)	1980 to	1800m to	1600m to	1400m to	1200m to	1000m to	800m to	600m to	400m to	200m to	Total or	Margin
10th	3	Avenger (3)	1800m	1600m	1400m	1200m	1000m	800m	600m	400m	200m	WP	Average	
		Position in running (margin)	-	5(3.0)	4(5.8)	5(5.5)	5(5.2)	5(5.2)	6(6.3)	7(5.2)	7(4.8)	9(4.8)		5.30
		Sectional time (s)	12.80	14.44	14.95	15.49	15.99	16.53	14.83	14.63	14.51	14.24		
		Cumulative time (s)	148.41	135.61	121.17	106.22	90.73	74.74	58.21	43.38	28.75	14.24	2:28.41	
		Speed (m/s)	14.07	13.85	13.38	12.91	12.51	12.10	13.49	13.67	13.78	14.04	13.34	
		Stride length (m)	6.13	6.20	6.10	6.06	5.88	5.71	6.17	6.19	6.19	6.34	6.09	
		Stride duration (s)	0.432	0.448	0.456	0.469	0.470	0.472	0.458	0.453	0.449	0.451	0.457	
		Stride efficiency (%)	58.77	60.04	58.17	57.40	54.02	50.92	59.56	59.86	59.88	62.84	58.00	
		Stride count	29.35	32.27	32.78	33.00	34.02	35.03	32.39	32.31	32.31	31.54	325.00	

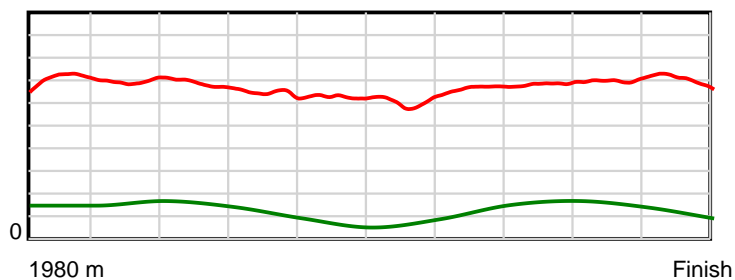
10 m Stride length



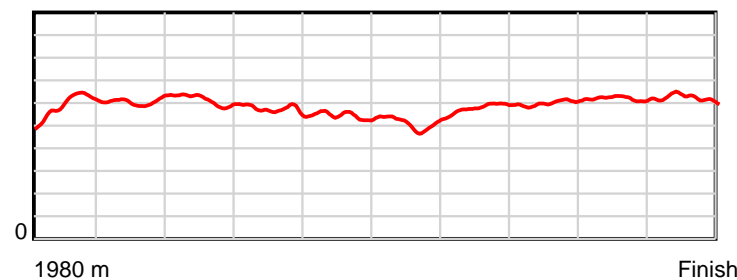
0.6 s Stride duration



20 m/sec Speed



100 % Stride efficiency



Note: Horizontal distance axis grid lines are 200m furlongs.

Disclaimer.

HRNZ and NZMTC and Thoroughbred Ratings Pty Ltd accepts no responsibility for the completeness or accuracy of any of the information contained herein, and makes no representations about its suitability for any particular purpose. Users should make their own judgements about those matters and/or seek independent advice. You assume all risks associated with use of the data provided on this page.

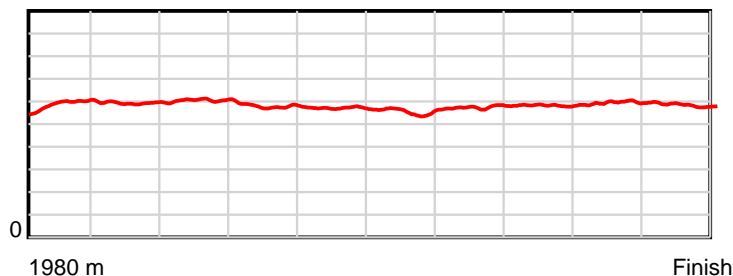


Race Results

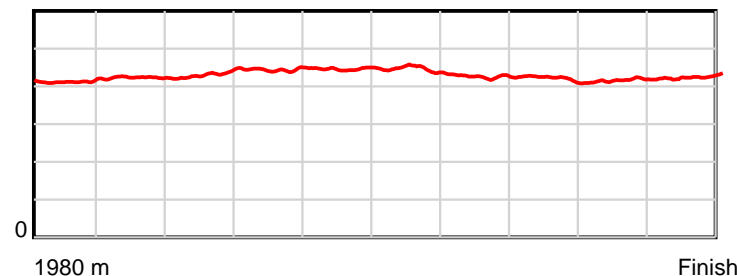
October 23, 2024, Race 4, BETAVET MOBILE PACE, Distance 1980m, Addington - Survey 1980m

Result	TAB no.	Horse (Barrier)	1980 to	1800m to	1600m to	1400m to	1200m to	1000m to	800m to	600m to	400m to	200m to	Total or	Margin
11th	12	Hilda Maud (12)	1800m	1600m	1400m	1200m	1000m	800m	600m	400m	200m	WP	Average	
		Position in running (margin)	-	6(5.6)	6(9.2)	6(6.7)	6(5.3)	6(5.6)	5(5.1)	5(3.6)	6(4.3)	6(3.2)		5.60
		Sectional time (s)	13.14	14.59	14.57	15.31	16.04	16.28	14.76	14.80	14.34	14.62		
		Cumulative time (s)	148.45	135.31	120.72	106.15	90.84	74.80	58.52	43.76	28.96	14.62	2:28.45	
		Speed (m/s)	13.70	13.71	13.73	13.06	12.47	12.29	13.55	13.51	13.95	13.68	13.34	
		Stride length (m)	5.84	5.80	5.92	5.80	5.56	5.46	5.77	5.68	5.81	5.81	5.74	
		Stride duration (s)	0.412	0.423	0.431	0.444	0.446	0.444	0.426	0.420	0.416	0.425	0.430	
		Stride efficiency (%)	53.26	52.62	54.70	52.66	48.37	46.57	52.02	50.38	52.75	52.82	51.52	
		Stride count	30.83	34.46	33.80	34.45	35.95	36.64	34.66	35.22	34.42	34.40	344.83	

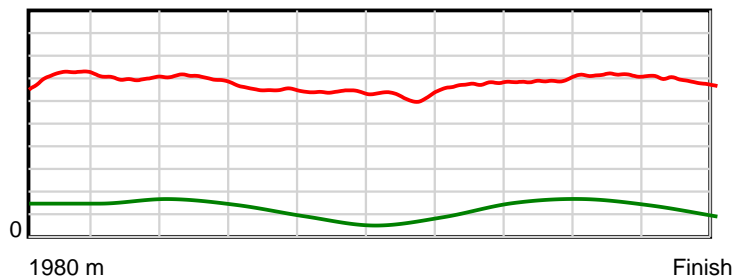
10 m Stride length



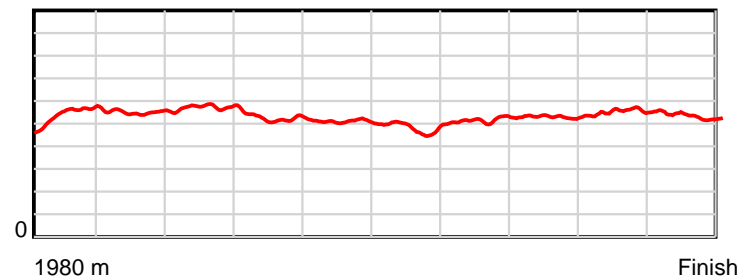
0.6 s Stride duration



20 m/sec Speed



100 % Stride efficiency



Note: Horizontal distance axis grid lines are 200m furlongs.

Disclaimer.

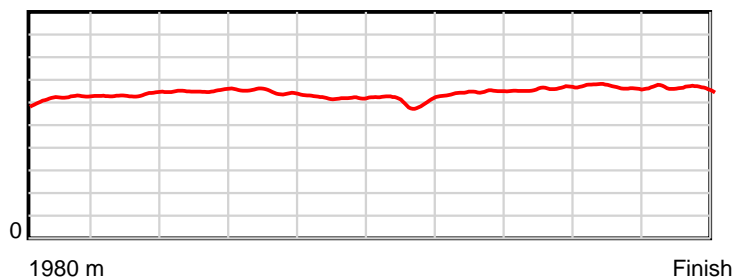
HRNZ and NZMTC and Thoroughbred Ratings Pty Ltd accepts no responsibility for the completeness or accuracy of any of the information contained herein, and makes no representations about its suitability for any particular purpose. Users should make their own judgements about those matters and/or seek independent advice. You assume all risks associated with use of the data provided on this page.

Race Results

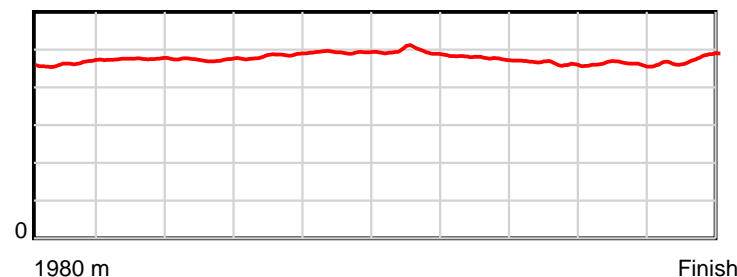
October 23, 2024, Race 4, BETAVET MOBILE PACE, Distance 1980m, Addington - Survey 1980m

Result	TAB no.	Horse (Barrier)	1980 to	1800m to	1600m to	1400m to	1200m to	1000m to	800m to	600m to	400m to	200m to	Total or	Margin
12th	1	Star Magic (1)	1800m	1600m	1400m	1200m	1000m	800m	600m	400m	200m	WP	Average	
		Position in running (margin)	-	10(8.7)	10(15.2)	10(14.3)	11(11.0)	10(10.9)	10(10.3)	11(9.3)	11(7.6)	10(5.5)		6.20
		Sectional time (s)	13.67	15.07	14.83	14.99	15.99	16.25	14.86	14.40	14.15	14.36		
		Cumulative time (s)	148.57	134.90	119.83	105.00	90.01	74.02	57.77	42.91	28.51	14.36	2:28.57	
		Speed (m/s)	13.17	13.27	13.49	13.34	12.51	12.31	13.46	13.89	14.13	13.93	13.33	
		Stride length (m)	6.15	6.31	6.39	6.46	6.17	6.10	6.44	6.44	6.53	6.62	6.36	
		Stride duration (s)	0.463	0.475	0.474	0.484	0.493	0.496	0.478	0.463	0.462	0.475	0.477	
		Stride efficiency (%)	59.05	62.15	63.75	65.20	59.46	58.15	64.75	64.73	66.66	68.48	63.16	
		Stride count	29.28	31.71	31.31	30.96	32.42	32.79	31.07	31.08	30.62	30.21	311.45	

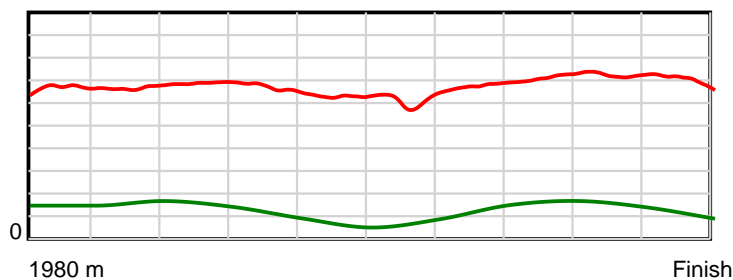
10 m Stride length



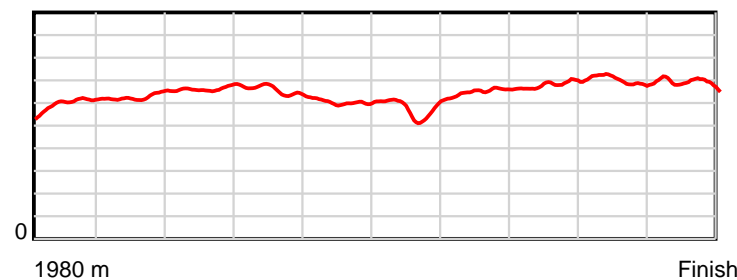
0.6 s Stride duration



20 m/sec Speed



100 % Stride efficiency



Note: Horizontal distance axis grid lines are 200m furlongs.

Disclaimer.

HRNZ and NZMTC and Thoroughbred Ratings Pty Ltd accepts no responsibility for the completeness or accuracy of any of the information contained herein, and makes no representations about its suitability for any particular purpose. Users should make their own judgements about those matters and/or seek independent advice. You assume all risks associated with use of the data provided on this page.