



Race Results

NZ Metropolitan Trotting Club Inc, HRNZ, October 23, 2024

Compilation date: October 23, 2024, 7:19:12 PM (NZDT)

Copyright © 2024 HRNZ and NZMTC. All rights reserved.

Trademarks.

StrideMASTER is a registered trademark of Thoroughbred Ratings Pty Ltd.

Disclaimer.

HRNZ and NZMTC and Thoroughbred Ratings Pty Ltd accepts no responsibility for the completeness or accuracy of any of the information contained herein, and makes no representations about its suitability for any particular purpose. Users should make their own judgements about those matters and/or seek independent advice. You assume all risks associated with use of the data provided on this page.



Race Results



October 23, 2024, Race 5, , Distance 2600m, Addington - Survey 3200m

Result	TAB no.	Horse (Barrier)	2600 to	2400m to
1st	5	Country Gold (6)	2400m	2200m
		Position in running (margin)	-	7(10.0)
		Sectional time (s)	16.86	14.95
		Cumulative time (s)	196.06	179.20
		Speed (m/s)	11.86	13.38
		Stride length (m)	5.16	5.74
		Stride duration (s)	0.422	0.429
		Stride efficiency (%)	41.68	51.46
		Stride count	38.73	34.85

Disclaimer.

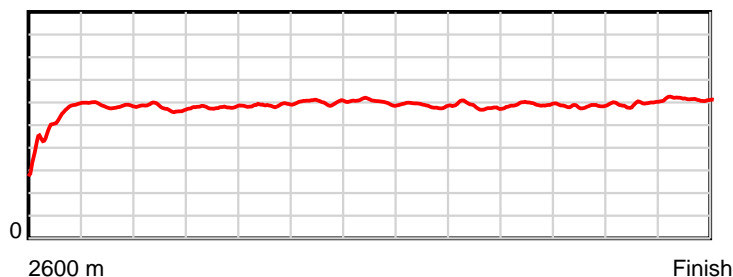
HRNZ and NZMTC and Thoroughbred Ratings Pty Ltd accepts no responsibility for the completeness or accuracy of any of the information contained herein, and makes no representations about its suitability for any particular purpose. Users should make their own judgements about those matters and/or seek independent advice. You assume all risks associated with use of the data provided on this page.

Race Results

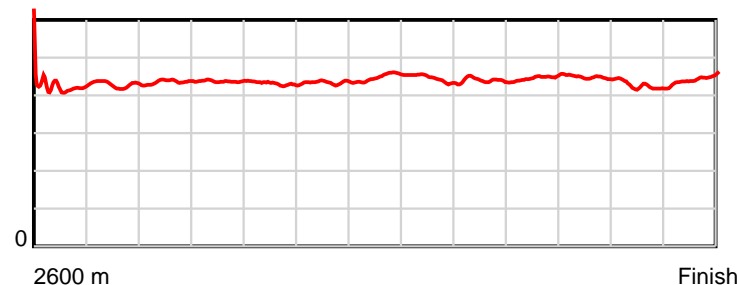
October 23, 2024, Race 5, , Distance 2600m, Addington - Survey 3200m

Result	TAB no.	Horse (Barrier)	2200m to	2000m to	1800m to	1600m to	1400m to	1200m to	1000m to	800m to	600m to	400m to	200m to	Total or	Margin
1st	5	Country Gold (6)	2000m	1800m	1600m	1400m	1200m	1000m	800m	600m	400m	200m	WP	Average	
		Position in running (margin)	7(12.6)	7(12.9)	7(16.3)	7(13.9)	7(8.4)	5(4.7)	7(4.4)	7(5.3)	7(4.5)	4(3.7)	1(0.0)		0.00
		Sectional time (s)	15.41	15.11	14.75	14.41	14.92	15.17	15.31	15.03	15.30	14.22	14.62		
		Cumulative time (s)	164.25	148.84	133.73	118.98	104.57	89.65	74.48	59.17	44.14	28.84	14.62	3:16.06	
		Speed (m/s)	12.98	13.24	13.56	13.88	13.40	13.18	13.06	13.31	13.07	14.06	13.68	13.26	
		Stride length (m)	5.65	5.79	5.84	6.03	6.02	5.85	5.75	5.95	5.85	5.96	6.10	5.81	
		Stride duration (s)	0.436	0.437	0.431	0.434	0.449	0.444	0.440	0.447	0.448	0.424	0.446	0.438	
		Stride efficiency (%)	49.95	52.39	53.28	56.83	56.68	53.51	51.63	55.34	53.56	55.56	58.06	52.82	
		Stride count	35.38	34.54	34.25	33.17	33.21	34.18	34.79	33.61	34.16	33.54	32.81	447.22	

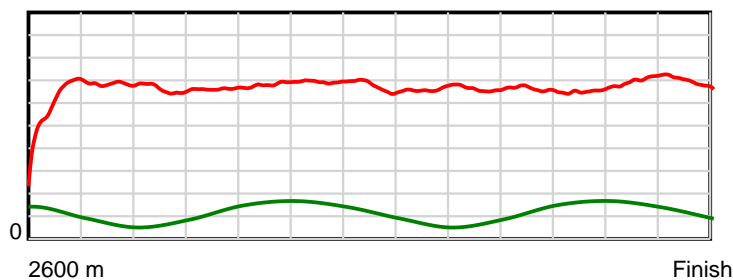
10 m Stride length



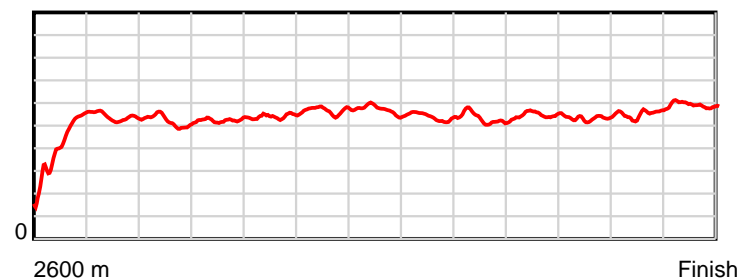
0.6 s Stride duration



20 m/sec Speed



100 % Stride efficiency



Note: Horizontal distance axis grid lines are 200m furlongs.

Disclaimer.

HRNZ and NZMTC and Thoroughbred Ratings Pty Ltd accepts no responsibility for the completeness or accuracy of any of the information contained herein, and makes no representations about its suitability for any particular purpose. Users should make their own judgements about those matters and/or seek independent advice. You assume all risks associated with use of the data provided on this page.



Race Results



October 23, 2024, Race 5, , Distance 2600m, Addington - Survey 3200m

Result	TAB no.	Horse (Barrier)	2600 to	2400m to
2nd	2	Hanoi Franco (3)	2400m	2200m
		Position in running (margin)	-	1(0.0)
		Sectional time (s)	15.31	14.67
		Cumulative time (s)	196.70	181.39
		Speed (m/s)	13.07	13.63
		Stride length (m)	5.40	5.79
		Stride duration (s)	0.407	0.425
		Stride efficiency (%)	45.54	52.38
		Stride count	37.05	34.54

Disclaimer.

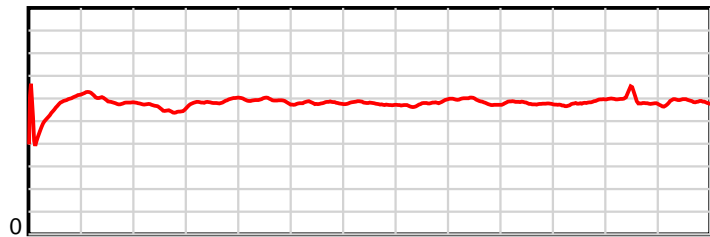
HRNZ and NZMTC and Thoroughbred Ratings Pty Ltd accepts no responsibility for the completeness or accuracy of any of the information contained herein, and makes no representations about its suitability for any particular purpose. Users should make their own judgements about those matters and/or seek independent advice. You assume all risks associated with use of the data provided on this page.

Race Results

October 23, 2024, Race 5, , Distance 2600m, Addington - Survey 3200m

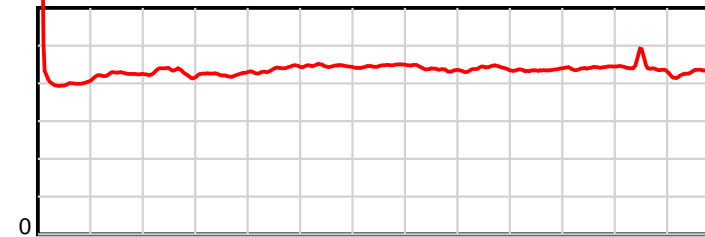
Result	TAB no.	Horse (Barrier)	2200m to	2000m to	1800m to	1600m to	1400m to	1200m to	1000m to	800m to	600m to	400m to	200m to	Total or	Margin
2nd	2	Hanoi Franco (3)	2000m	1800m	1600m	1400m	1200m	1000m	800m	600m	400m	200m	WP	Average	
		Position in running (margin)	2(1.0)	2(2.8)	3(2.4)	2(1.9)	3(1.8)	3(1.9)	4(2.1)	3(2.3)	3(2.2)	3(2.0)	4(1.9)		3.50
		Sectional time (s)	15.66	14.48	15.07	15.31	15.55	15.25	15.19	15.15	15.38	14.82	14.86		
		Cumulative time (s)	166.72	151.06	136.58	121.51	106.20	90.65	75.40	60.21	45.06	29.68	14.86	3:16.70	
		Speed (m/s)	12.77	13.81	13.27	13.06	12.86	13.11	13.17	13.20	13.00	13.50	13.46	13.22	
		Stride length (m)	5.49	5.86	5.81	5.83	5.75	5.74	5.78	5.75	5.74	5.97	5.85	5.75	
		Stride duration (s)	0.430	0.424	0.438	0.446	0.447	0.438	0.439	0.435	0.441	0.442	0.435	0.435	
		Stride efficiency (%)	47.11	53.66	52.70	53.17	51.60	51.54	52.22	51.59	51.48	55.64	53.54	51.60	
		Stride count	36.43	34.13	34.44	34.29	34.80	34.83	34.60	34.81	34.85	33.52	34.17	452.46	

10 m Stride length



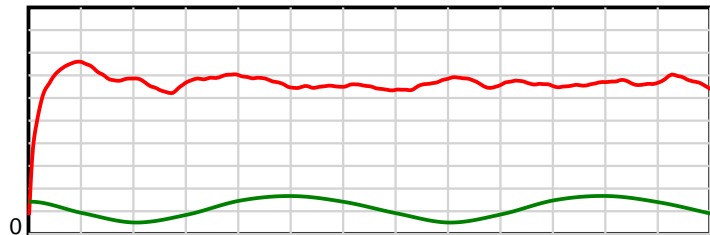
2600 m Finish

0.6 s Stride duration



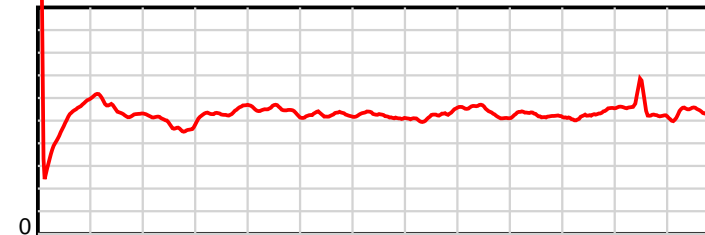
2600 m Finish

20 m/sec Speed



2600 m Finish

100 % Stride efficiency



2600 m Finish

Note: Horizontal distance axis grid lines are 200m furlongs.

Disclaimer.

HRNZ and NZMTC and Thoroughbred Ratings Pty Ltd accepts no responsibility for the completeness or accuracy of any of the information contained herein, and makes no representations about its suitability for any particular purpose. Users should make their own judgements about those matters and/or seek independent advice. You assume all risks associated with use of the data provided on this page.



Race Results



October 23, 2024, Race 5, , Distance 2600m, Addington - Survey 3200m

Result	TAB no.	Horse (Barrier)	2600 to	2400m to
3rd	6	Ideal Chevron (7)	2400m	2200m
		Position in running (margin)	-	11(16.0)
		Sectional time (s)	17.92	15.25
		Cumulative time (s)	196.97	179.05
		Speed (m/s)	11.16	13.11
		Stride length (m)	5.83	6.41
		Stride duration (s)	0.489	0.488
		Stride efficiency (%)	53.19	64.12
		Stride count	34.28	31.22

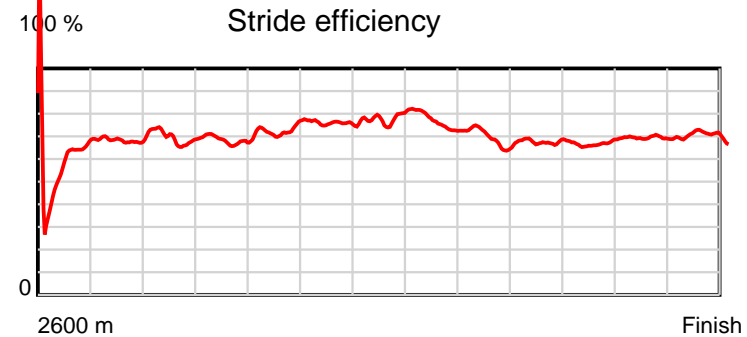
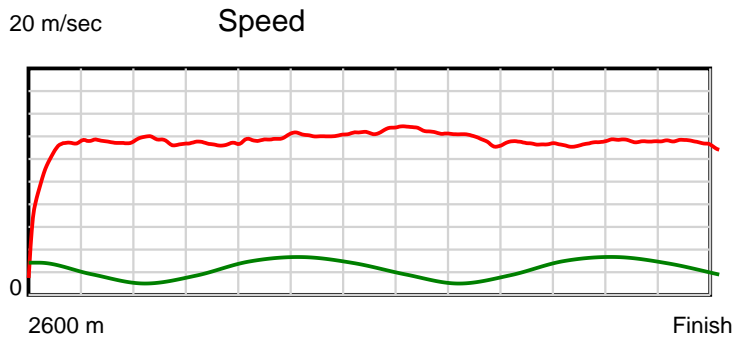
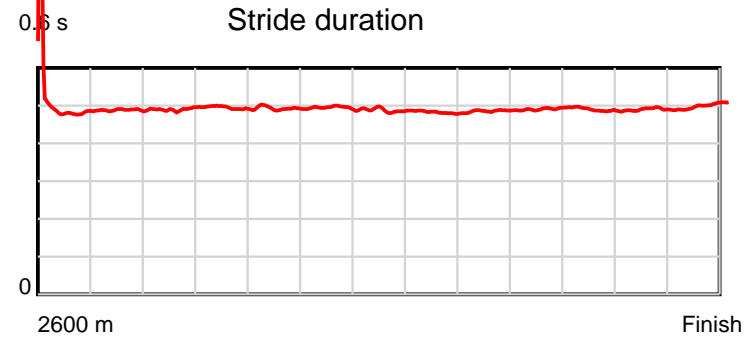
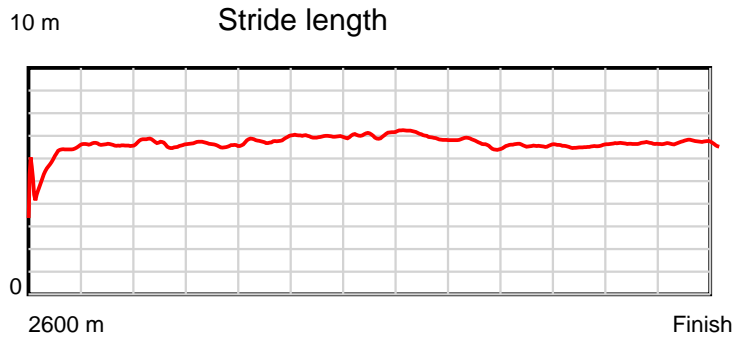
Disclaimer.

HRNZ and NZMTC and Thoroughbred Ratings Pty Ltd accepts no responsibility for the completeness or accuracy of any of the information contained herein, and makes no representations about its suitability for any particular purpose. Users should make their own judgements about those matters and/or seek independent advice. You assume all risks associated with use of the data provided on this page.

Race Results

October 23, 2024, Race 5, , Distance 2600m, Addington - Survey 3200m

Result	TAB no.	Horse (Barrier)	2200m to	2000m to	1800m to	1600m to	1400m to	1200m to	1000m to	800m to	600m to	400m to	200m to	Total or	Margin
3rd	6	Ideal Chevron (7)	2000m	1800m	1600m	1400m	1200m	1000m	800m	600m	400m	200m	WP	Average	
		Position in running (margin)	11(20.4)	11(19.5)	11(22.6)	11(21.9)	11(15.9)	7(5.7)	2(0.6)	2(0.8)	2(0.3)	2(1.4)	3(1.8)		4.90
		Sectional time (s)	15.20	15.06	15.04	14.32	13.84	14.37	15.19	15.08	15.61	14.91	15.18		
		Cumulative time (s)	163.80	148.60	133.54	118.50	104.18	90.34	75.97	60.78	45.70	30.09	15.18	3:16.97	
		Speed (m/s)	13.16	13.28	13.30	13.97	14.45	13.92	13.17	13.26	12.81	13.41	13.18	13.20	
		Stride length (m)	6.46	6.56	6.56	6.90	7.05	6.70	6.41	6.53	6.26	6.58	6.61	6.51	
		Stride duration (s)	0.491	0.494	0.493	0.495	0.488	0.481	0.487	0.492	0.489	0.490	0.502	0.494	
		Stride efficiency (%)	65.11	67.17	67.31	74.49	77.60	70.19	64.17	66.55	61.30	67.59	68.24	66.31	
		Stride count	30.98	30.51	30.47	28.97	28.38	29.84	31.21	30.65	31.93	30.41	30.27	399.12	



Note: Horizontal distance axis grid lines are 200m furlongs.

Disclaimer.

HRNZ and NZMTC and Thoroughbred Ratings Pty Ltd accepts no responsibility for the completeness or accuracy of any of the information contained herein, and makes no representations about its suitability for any particular purpose. Users should make their own judgements about those matters and/or seek independent advice. You assume all risks associated with use of the data provided on this page.



Race Results



October 23, 2024, Race 5, , Distance 2600m, Addington - Survey 3200m

Result	TAB no.	Horse (Barrier)	2600 to	2400m to
4th	4	Bondi Lustre (5)	2400m	2200m
		Position in running (margin)	-	2(1.1)
		Sectional time (s)	15.38	14.32
		Cumulative time (s)	196.99	181.61
		Speed (m/s)	13.01	13.97
		Stride length (m)	5.81	6.27
		Stride duration (s)	0.440	0.449
		Stride efficiency (%)	52.77	61.36
		Stride count	34.42	31.92

Disclaimer.

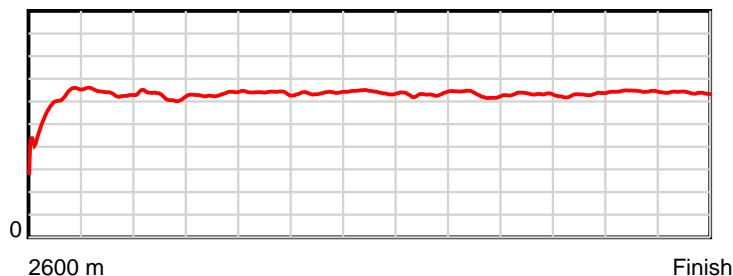
HRNZ and NZMTC and Thoroughbred Ratings Pty Ltd accepts no responsibility for the completeness or accuracy of any of the information contained herein, and makes no representations about its suitability for any particular purpose. Users should make their own judgements about those matters and/or seek independent advice. You assume all risks associated with use of the data provided on this page.

Race Results

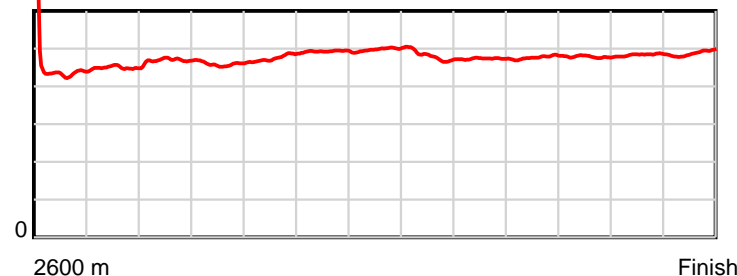
October 23, 2024, Race 5, , Distance 2600m, Addington - Survey 3200m

Result	TAB no.	Horse (Barrier)	2200m to	2000m to	1800m to	1600m to	1400m to	1200m to	1000m to	800m to	600m to	400m to	200m to	Total or	Margin
4th	4	Bondi Lustre (5)	2000m	1800m	1600m	1400m	1200m	1000m	800m	600m	400m	200m	WP	Average	
		Position in running (margin)	1(0.0)	1(0.0)	1(0.0)	1(0.0)	1(0.0)	1(0.0)	1(0.0)	1(0.0)	1(0.0)	1(0.0)	2(0.8)		5.00
		Sectional time (s)	15.36	14.55	15.16	15.32	15.53	15.22	15.15	15.16	15.42	14.97	15.45		
		Cumulative time (s)	167.29	151.93	137.38	122.22	106.90	91.37	76.15	61.00	45.84	30.42	15.45	3:16.99	
		Speed (m/s)	13.02	13.75	13.19	13.05	12.88	13.14	13.20	13.19	12.97	13.36	12.94	13.20	
		Stride length (m)	6.12	6.31	6.28	6.43	6.42	6.31	6.25	6.29	6.20	6.46	6.33	6.26	
		Stride duration (s)	0.470	0.459	0.476	0.492	0.498	0.480	0.473	0.477	0.478	0.484	0.489	0.475	
		Stride efficiency (%)	58.59	62.31	61.65	64.61	64.36	62.17	60.98	61.80	60.16	65.30	62.65	61.32	
		Stride count	32.66	31.67	31.84	31.10	31.16	31.71	32.01	31.80	32.23	30.94	31.59	415.05	

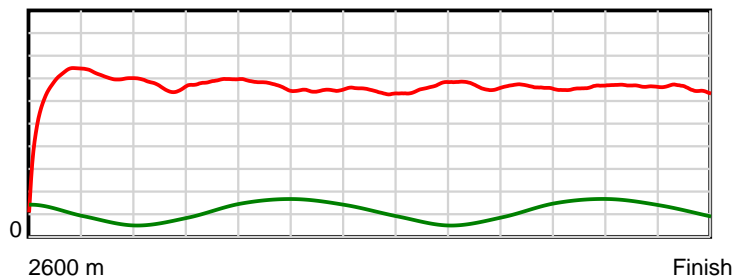
10 m Stride length



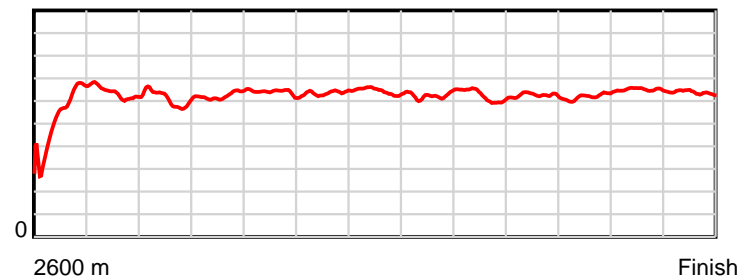
0.5 s Stride duration



20 m/sec Speed



100 % Stride efficiency



Note: Horizontal distance axis grid lines are 200m furlongs.

Disclaimer.

HRNZ and NZMTC and Thoroughbred Ratings Pty Ltd accepts no responsibility for the completeness or accuracy of any of the information contained herein, and makes no representations about its suitability for any particular purpose. Users should make their own judgements about those matters and/or seek independent advice. You assume all risks associated with use of the data provided on this page.



Race Results



October 23, 2024, Race 5, , Distance 2600m, Addington - Survey 3200m

Result	TAB no.	Horse (Barrier)	2600 to	2400m to
5th	9	Zia Bromac (10)	2400m	2200m
		Position in running (margin)	-	10(13.3)
		Sectional time (s)	17.52	15.17
		Cumulative time (s)	197.16	179.64
		Speed (m/s)	11.42	13.18
		Stride length (m)	4.97	5.77
		Stride duration (s)	0.425	0.438
		Stride efficiency (%)	38.67	52.08
		Stride count	40.20	34.64

Disclaimer.

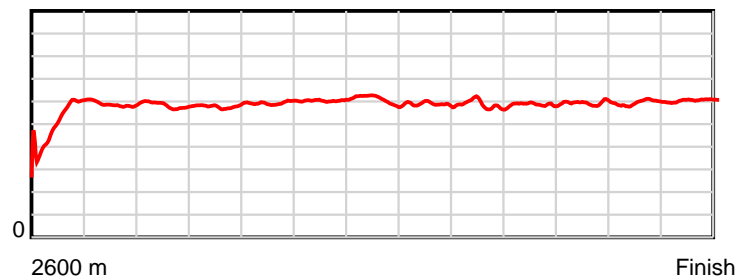
HRNZ and NZMTC and Thoroughbred Ratings Pty Ltd accepts no responsibility for the completeness or accuracy of any of the information contained herein, and makes no representations about its suitability for any particular purpose. Users should make their own judgements about those matters and/or seek independent advice. You assume all risks associated with use of the data provided on this page.

Race Results

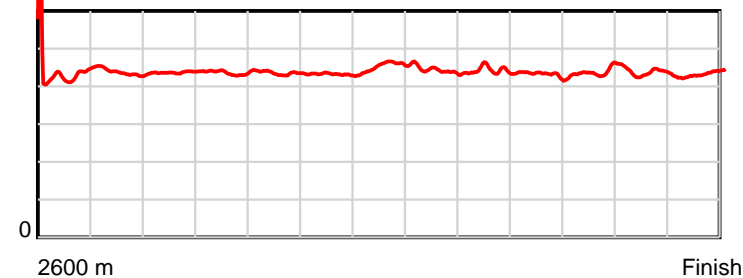
October 23, 2024, Race 5, , Distance 2600m, Addington - Survey 3200m

Result	TAB no.	Horse (Barrier)	2200m to	2000m to	1800m to	1600m to	1400m to	1200m to	1000m to	800m to	600m to	400m to	200m to	Total or	Margin
5th	9	Zia Bromac (10)	2000m	1800m	1600m	1400m	1200m	1000m	800m	600m	400m	200m	WP	Average	
		Position in running (margin)	10(17.3)	10(16.7)	10(19.8)	10(19.2)	10(13.6)	12(10.6)	12(10.9)	13(13.5)	12(10.2)	10(9.6)	6(7.6)		6.00
		Sectional time (s)	15.27	15.06	15.04	14.39	15.03	15.28	15.57	14.62	15.31	14.50	14.40		
		Cumulative time (s)	164.47	149.20	134.14	119.10	104.71	89.68	74.40	58.83	44.21	28.90	14.40	3:17.16	
		Speed (m/s)	13.10	13.28	13.30	13.90	13.31	13.09	12.85	13.68	13.06	13.79	13.89	13.19	
		Stride length (m)	5.72	5.79	5.79	5.99	6.04	5.80	5.67	5.89	5.76	5.99	6.03	5.77	
		Stride duration (s)	0.437	0.436	0.436	0.431	0.454	0.443	0.441	0.431	0.441	0.434	0.434	0.438	
		Stride efficiency (%)	51.08	52.44	52.45	56.11	57.10	52.57	50.18	54.27	51.87	56.08	56.76	52.09	
		Stride count	34.98	34.53	34.52	33.38	33.09	34.48	35.29	33.94	34.71	33.39	33.18	450.33	

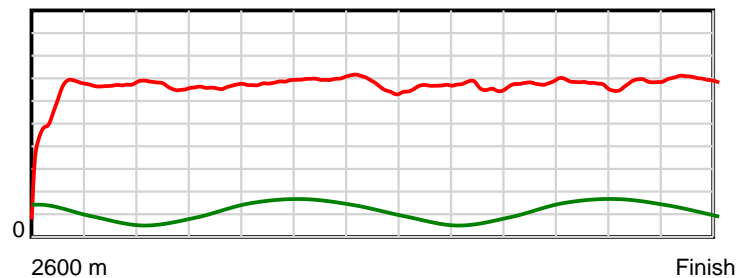
10 m Stride length



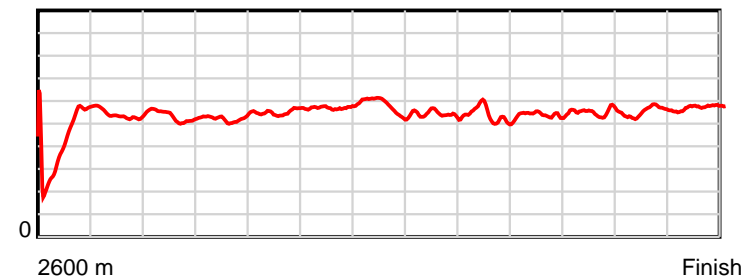
0.5 s Stride duration



20 m/sec Speed



100 % Stride efficiency



Note: Horizontal distance axis grid lines are 200m furlongs.

Disclaimer.

HRNZ and NZMTC and Thoroughbred Ratings Pty Ltd accepts no responsibility for the completeness or accuracy of any of the information contained herein, and makes no representations about its suitability for any particular purpose. Users should make their own judgements about those matters and/or seek independent advice. You assume all risks associated with use of the data provided on this page.



Race Results



October 23, 2024, Race 5, , Distance 2600m, Addington - Survey 3200m

Result	TAB no.	Horse (Barrier)	2600 to	2400m to
6th	7	Santanna Mach (8)	2400m	2200m
		Position in running (margin)	-	5(5.1)
		Sectional time (s)	16.05	14.80
		Cumulative time (s)	197.28	181.23
		Speed (m/s)	12.46	13.51
		Stride length (m)	5.94	6.14
		Stride duration (s)	0.463	0.454
		Stride efficiency (%)	55.20	58.93
		Stride count	33.65	32.57

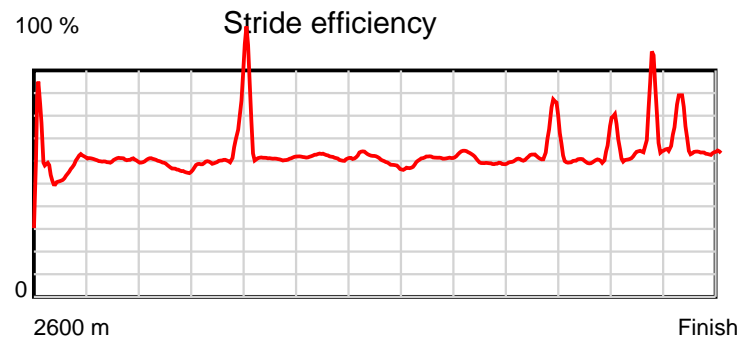
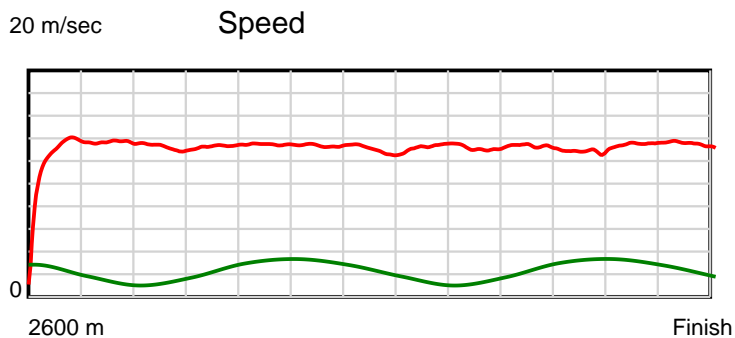
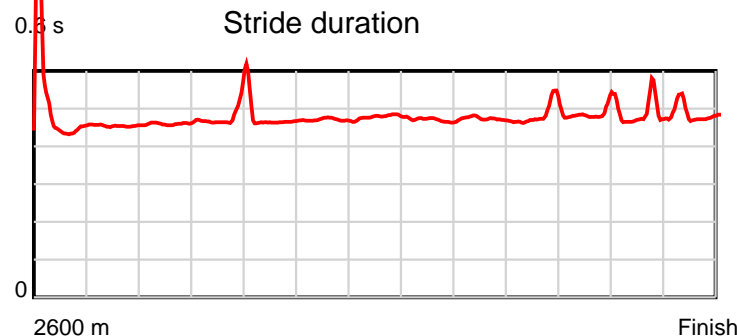
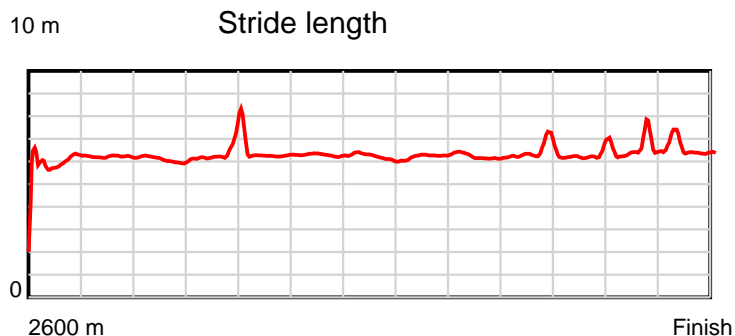
Disclaimer.

HRNZ and NZMTC and Thoroughbred Ratings Pty Ltd accepts no responsibility for the completeness or accuracy of any of the information contained herein, and makes no representations about its suitability for any particular purpose. Users should make their own judgements about those matters and/or seek independent advice. You assume all risks associated with use of the data provided on this page.

Race Results

October 23, 2024, Race 5, , Distance 2600m, Addington - Survey 3200m

Result	TAB no.	Horse (Barrier)	2200m to	2000m to	1800m to	1600m to	1400m to	1200m to	1000m to	800m to	600m to	400m to	200m to	Total or	Margin
6th	7	Santanna Mach (8)	2000m	1800m	1600m	1400m	1200m	1000m	800m	600m	400m	200m	WP	Average	
		Position in running (margin)	5(6.9)	5(7.1)	5(9.2)	5(8.4)	5(6.7)	6(5.6)	8(4.8)	8(7.1)	8(5.8)	7(7.3)	5(6.7)		6.60
		Sectional time (s)	15.40	14.89	15.02	15.04	15.35	15.10	15.54	14.94	15.67	14.74	14.74		
		Cumulative time (s)	166.43	151.03	136.14	121.12	106.08	90.73	75.63	60.09	45.15	29.48	14.74	3:17.28	
		Speed (m/s)	12.99	13.43	13.32	13.30	13.03	13.25	12.87	13.39	12.76	13.57	13.57	13.18	
		Stride length (m)	5.97	6.53	6.18	6.25	6.25	6.22	6.09	6.45	6.21	6.48	6.56	6.25	
		Stride duration (s)	0.460	0.486	0.464	0.470	0.479	0.470	0.473	0.481	0.487	0.477	0.483	0.474	
		Stride efficiency (%)	55.78	66.63	59.67	61.07	60.95	60.53	57.93	64.93	60.27	65.55	67.21	60.95	
		Stride count	33.47	30.63	32.37	31.99	32.02	32.14	32.85	31.03	32.20	30.88	30.50	416.30	



Note: Horizontal distance axis grid lines are 200m furlongs.

Disclaimer.

HRNZ and NZMTC and Thoroughbred Ratings Pty Ltd accepts no responsibility for the completeness or accuracy of any of the information contained herein, and makes no representations about its suitability for any particular purpose. Users should make their own judgements about those matters and/or seek independent advice. You assume all risks associated with use of the data provided on this page.



Race Results



October 23, 2024, Race 5, , Distance 2600m, Addington - Survey 3200m

Result	TAB no.	Horse (Barrier)	2600 to	2400m to
7th	12	Vrilo (13)	2400m	2200m
		Position in running (margin)	-	9(11.8)
		Sectional time (s)	17.36	14.93
		Cumulative time (s)	197.98	180.62
		Speed (m/s)	11.52	13.40
		Stride length (m)	5.39	5.85
		Stride duration (s)	0.426	0.437
		Stride efficiency (%)	45.41	53.55
		Stride count	37.10	34.16

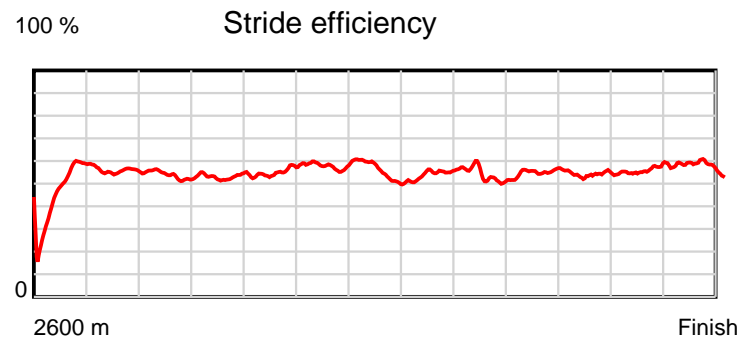
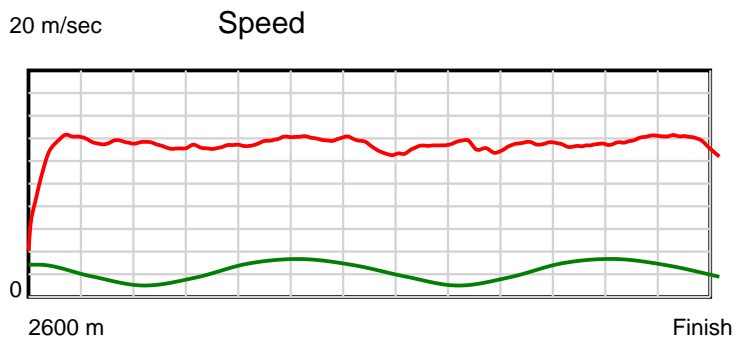
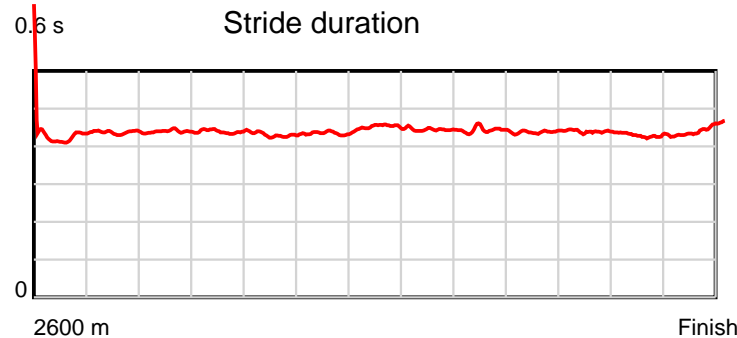
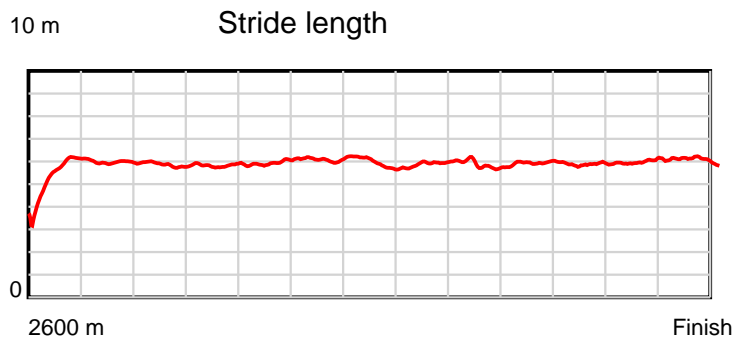
Disclaimer.

HRNZ and NZMTC and Thoroughbred Ratings Pty Ltd accepts no responsibility for the completeness or accuracy of any of the information contained herein, and makes no representations about its suitability for any particular purpose. Users should make their own judgements about those matters and/or seek independent advice. You assume all risks associated with use of the data provided on this page.

Race Results

October 23, 2024, Race 5, , Distance 2600m, Addington - Survey 3200m

Result	TAB no.	Horse (Barrier)	2200m to	2000m to	1800m to	1600m to	1400m to	1200m to	1000m to	800m to	600m to	400m to	200m to	Total or	Margin
7th	12	Vrilo (13)	2000m	1800m	1600m	1400m	1200m	1000m	800m	600m	400m	200m	WP	Average	
		Position in running (margin)	8(14.4)	8(14.2)	8(17.7)	8(15.8)	8(10.3)	11(8.5)	11(9.2)	11(11.4)	10(9.1)	11(9.9)	8(9.8)		10.40
		Sectional time (s)	15.33	15.13	14.83	14.41	15.24	15.33	15.54	14.78	15.54	14.83	14.73		
		Cumulative time (s)	165.69	150.36	135.23	120.40	105.99	90.75	75.42	59.88	45.10	29.56	14.73	3:17.98	
		Speed (m/s)	13.05	13.22	13.49	13.88	13.12	13.05	12.87	13.53	12.87	13.49	13.58	13.13	
		Stride length (m)	5.74	5.81	5.80	6.04	5.94	5.79	5.69	5.94	5.64	5.76	6.07	5.80	
		Stride duration (s)	0.440	0.439	0.430	0.435	0.453	0.444	0.442	0.439	0.438	0.427	0.447	0.442	
		Stride efficiency (%)	51.45	52.72	52.63	56.97	55.13	52.44	50.61	55.14	49.66	51.90	57.49	52.57	
		Stride count	34.86	34.43	34.46	33.12	33.67	34.52	35.14	33.67	35.48	34.70	32.97	448.28	



Note: Horizontal distance axis grid lines are 200m furlongs.

Disclaimer.

HRNZ and NZMTC and Thoroughbred Ratings Pty Ltd accepts no responsibility for the completeness or accuracy of any of the information contained herein, and makes no representations about its suitability for any particular purpose. Users should make their own judgements about those matters and/or seek independent advice. You assume all risks associated with use of the data provided on this page.



Race Results



October 23, 2024, Race 5, , Distance 2600m, Addington - Survey 3200m

Result	TAB no.	Horse (Barrier)	2600 to	2400m to
8th	1	The Finisher (2)	2400m	2200m
		Position in running (margin)	-	3(1.7)
		Sectional time (s)	15.69	14.82
		Cumulative time (s)	198.29	182.60
		Speed (m/s)	12.75	13.50
		Stride length (m)	5.46	5.91
		Stride duration (s)	0.413	0.438
		Stride efficiency (%)	46.60	54.56
		Stride count	36.63	33.85

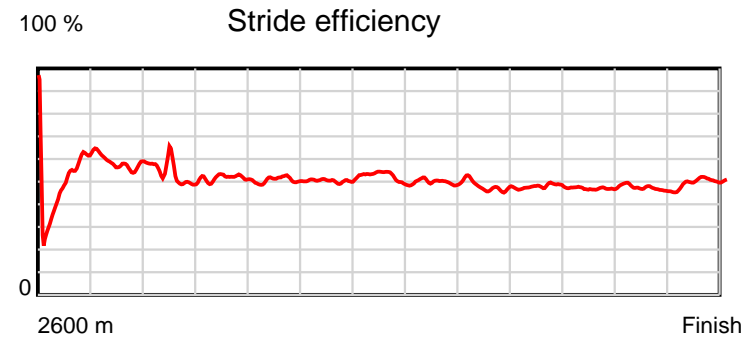
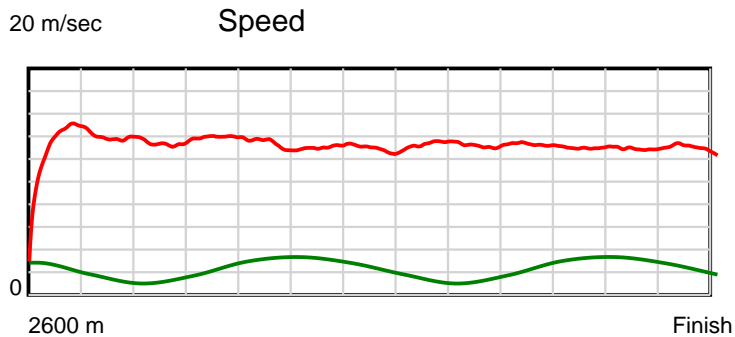
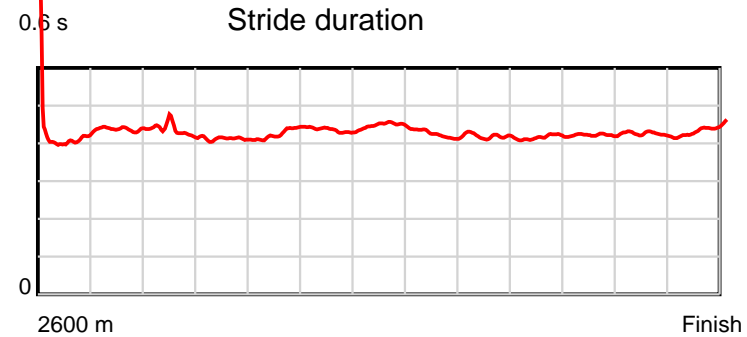
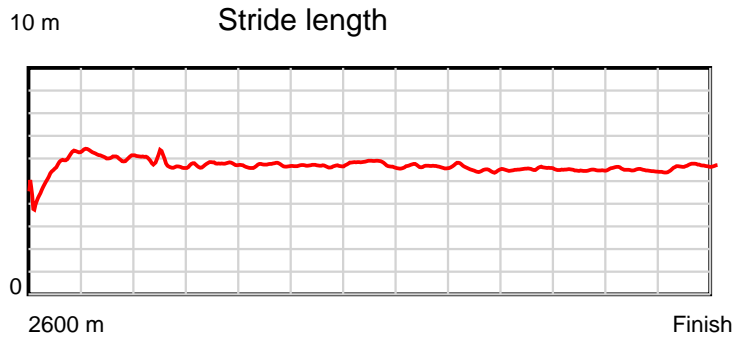
Disclaimer.

HRNZ and NZMTC and Thoroughbred Ratings Pty Ltd accepts no responsibility for the completeness or accuracy of any of the information contained herein, and makes no representations about its suitability for any particular purpose. Users should make their own judgements about those matters and/or seek independent advice. You assume all risks associated with use of the data provided on this page.

Race Results

October 23, 2024, Race 5, , Distance 2600m, Addington - Survey 3200m

Result	TAB no.	Horse (Barrier)	2200m to	2000m to	1800m to	1600m to	1400m to	1200m to	1000m to	800m to	600m to	400m to	200m to	Total or	Margin
8th	1	The Finisher (2)	2000m	1800m	1600m	1400m	1200m	1000m	800m	600m	400m	200m	WP	Average	
		Position in running (margin)	3(3.6)	3(3.1)	2(0.9)	3(2.4)	2(1.6)	2(1.1)	3(1.4)	5(4.4)	5(3.1)	5(6.0)	7(8.7)		12.00
		Sectional time (s)	15.28	14.17	15.41	15.20	15.45	15.26	15.65	14.95	15.91	15.29	15.21		
		Cumulative time (s)	167.78	152.50	138.33	122.92	107.72	92.27	77.01	61.36	46.41	30.50	15.21	3:18.29	
		Speed (m/s)	13.09	14.11	12.98	13.16	12.94	13.11	12.78	13.38	12.57	13.08	13.15	13.11	
		Stride length (m)	5.67	5.82	5.54	5.73	5.80	5.55	5.34	5.58	5.32	5.54	5.78	5.61	
		Stride duration (s)	0.433	0.412	0.427	0.435	0.448	0.424	0.418	0.417	0.423	0.424	0.439	0.428	
		Stride efficiency (%)	50.21	52.87	47.94	51.26	52.59	48.22	44.64	48.61	44.24	48.04	52.17	49.23	
		Stride count	35.28	34.39	36.11	34.92	34.47	36.01	37.42	35.86	37.59	36.07	34.61	463.21	



Note: Horizontal distance axis grid lines are 200m furlongs.

Disclaimer.

HRNZ and NZMTC and Thoroughbred Ratings Pty Ltd accepts no responsibility for the completeness or accuracy of any of the information contained herein, and makes no representations about its suitability for any particular purpose. Users should make their own judgements about those matters and/or seek independent advice. You assume all risks associated with use of the data provided on this page.



Race Results



October 23, 2024, Race 5, , Distance 2600m, Addington - Survey 3200m

Result	TAB no.	Horse (Barrier)	2600 to	2400m to
9th	3	Ruby's A Delig... (4)	2400m	2200m
		Position in running (margin)	-	6(7.1)
		Sectional time (s)	16.46	14.91
		Cumulative time (s)	198.60	182.14
		Speed (m/s)	12.15	13.41
		Stride length (m)	5.46	5.88
		Stride duration (s)	0.435	0.438
		Stride efficiency (%)	46.63	54.03
		Stride count	36.61	34.01

Disclaimer.

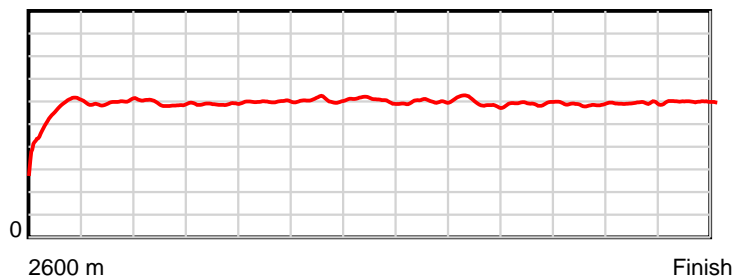
HRNZ and NZMTC and Thoroughbred Ratings Pty Ltd accepts no responsibility for the completeness or accuracy of any of the information contained herein, and makes no representations about its suitability for any particular purpose. Users should make their own judgements about those matters and/or seek independent advice. You assume all risks associated with use of the data provided on this page.

Race Results

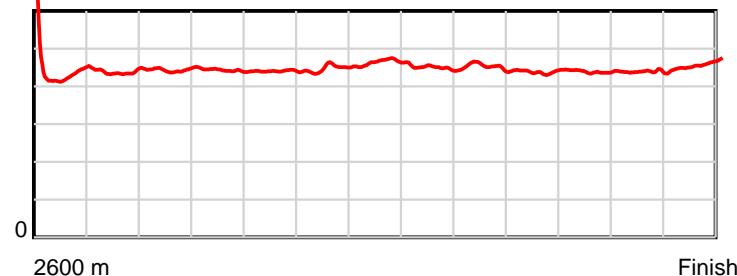
October 23, 2024, Race 5, , Distance 2600m, Addington - Survey 3200m

Result	TAB no.	Horse (Barrier)	2200m to	2000m to	1800m to	1600m to	1400m to	1200m to	1000m to	800m to	600m to	400m to	200m to	Total or	Margin
9th	3	Ruby's A Delig... (4)	2000m	1800m	1600m	1400m	1200m	1000m	800m	600m	400m	200m	WP	Average	
		Position in running (margin)	6(9.5)	6(9.1)	6(12.1)	6(10.6)	6(8.0)	9(7.1)	10(8.1)	10(9.9)	9(7.5)	8(7.7)	9(10.1)		13.70
		Sectional time (s)	15.28	15.05	14.91	14.89	15.38	15.39	15.45	14.77	15.44	15.26	15.41		
		Cumulative time (s)	167.23	151.95	136.90	121.99	107.10	91.72	76.33	60.88	46.11	30.67	15.41	3:18.60	
		Speed (m/s)	13.09	13.29	13.41	13.43	13.00	13.00	12.94	13.54	12.95	13.11	12.98	13.09	
		Stride length (m)	5.80	5.89	5.90	6.01	6.03	5.84	5.85	5.94	5.68	5.75	5.96	5.84	
		Stride duration (s)	0.443	0.443	0.440	0.448	0.464	0.449	0.452	0.439	0.439	0.438	0.460	0.446	
		Stride efficiency (%)	52.53	54.21	54.32	56.52	56.84	53.26	53.55	55.20	50.44	51.62	55.55	53.33	
		Stride count	34.50	33.96	33.92	33.26	33.16	34.26	34.17	33.65	35.20	34.80	33.55	445.05	

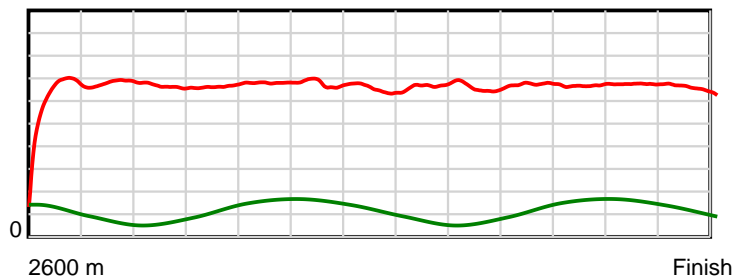
10 m Stride length



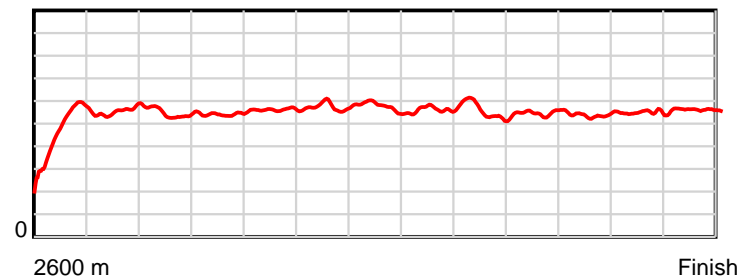
0.6 s Stride duration



20 m/sec Speed



100 % Stride efficiency



Note: Horizontal distance axis grid lines are 200m furlongs.

Disclaimer.

HRNZ and NZMTC and Thoroughbred Ratings Pty Ltd accepts no responsibility for the completeness or accuracy of any of the information contained herein, and makes no representations about its suitability for any particular purpose. Users should make their own judgements about those matters and/or seek independent advice. You assume all risks associated with use of the data provided on this page.



Race Results



October 23, 2024, Race 5, , Distance 2600m, Addington - Survey 3200m

Result	TAB no.	Horse (Barrier)	2600 to	2400m to
10th	10	Goorambat Art (11)	2400m	2200m
		Position in running (margin)	-	4(3.6)
		Sectional time (s)	15.98	14.77
		Cumulative time (s)	198.86	182.88
		Speed (m/s)	12.52	13.54
		Stride length (m)	5.13	5.57
		Stride duration (s)	0.399	0.411
		Stride efficiency (%)	41.15	48.43
		Stride count	38.97	35.93

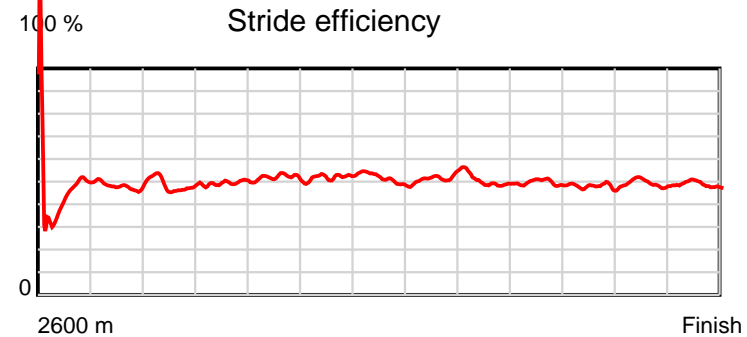
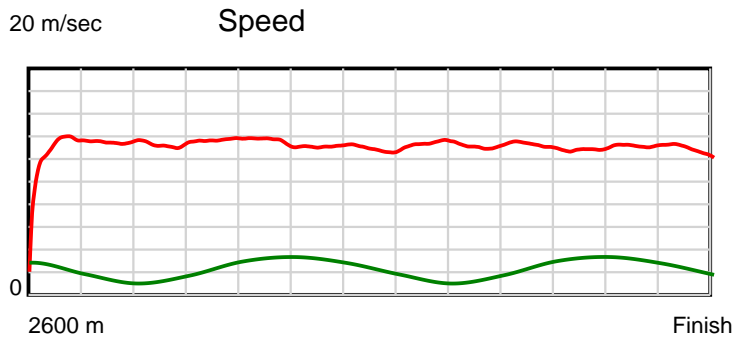
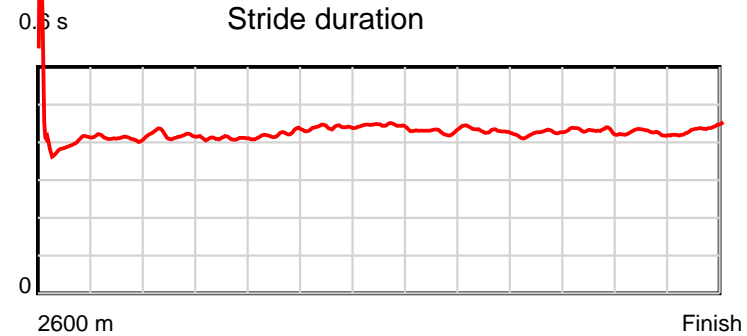
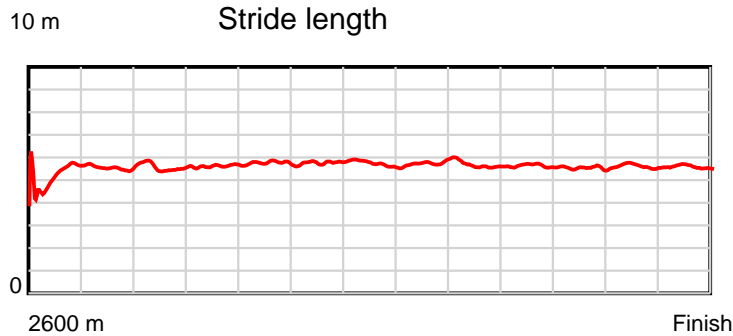
Disclaimer.

HRNZ and NZMTC and Thoroughbred Ratings Pty Ltd accepts no responsibility for the completeness or accuracy of any of the information contained herein, and makes no representations about its suitability for any particular purpose. Users should make their own judgements about those matters and/or seek independent advice. You assume all risks associated with use of the data provided on this page.

Race Results

October 23, 2024, Race 5, , Distance 2600m, Addington - Survey 3200m

Result	TAB no.	Horse (Barrier)	2200m to	2000m to	1800m to	1600m to	1400m to	1200m to	1000m to	800m to	600m to	400m to	200m to	Total or	Margin
10th	10	Goorambat Art (11)	2000m	1800m	1600m	1400m	1200m	1000m	800m	600m	400m	200m	WP	Average	
		Position in running (margin)	4(5.2)	4(4.3)	4(4.7)	4(3.0)	4(3.5)	4(3.5)	5(2.8)	6(4.7)	6(4.1)	6(7.2)	10(10.3)		15.10
		Sectional time (s)	15.21	14.61	14.88	15.40	15.52	15.10	15.48	15.06	15.93	15.35	15.57		
		Cumulative time (s)	168.11	152.90	138.29	123.41	108.01	92.49	77.39	61.91	46.85	30.92	15.57	3:18.86	
		Speed (m/s)	13.15	13.69	13.44	12.99	12.89	13.25	12.92	13.28	12.55	13.03	12.85	13.07	
		Stride length (m)	5.52	5.62	5.67	5.70	5.74	5.69	5.57	5.63	5.42	5.54	5.60	5.56	
		Stride duration (s)	0.419	0.411	0.422	0.439	0.445	0.430	0.431	0.424	0.431	0.426	0.436	0.426	
		Stride efficiency (%)	47.56	49.41	50.27	50.82	51.41	50.54	48.42	49.52	45.84	48.01	49.07	48.39	
		Stride count	36.25	35.57	35.26	35.07	34.87	35.17	35.93	35.53	36.93	36.08	35.69	467.25	



Note: Horizontal distance axis grid lines are 200m furlongs.

Disclaimer.

HRNZ and NZMTC and Thoroughbred Ratings Pty Ltd accepts no responsibility for the completeness or accuracy of any of the information contained herein, and makes no representations about its suitability for any particular purpose. Users should make their own judgements about those matters and/or seek independent advice. You assume all risks associated with use of the data provided on this page.



Race Results



October 23, 2024, Race 5, , Distance 2600m, Addington - Survey 3200m

Result	TAB no.	Horse (Barrier)	2600 to	2400m to
11th	13	Krystal Deligh... (1)	2400m	2200m
		Position in running (margin)	-	12(17.5)
		Sectional time (s)	18.12	15.39
		Cumulative time (s)	199.19	181.07
		Speed (m/s)	11.04	13.00
		Stride length (m)	5.49	5.92
		Stride duration (s)	0.448	0.456
		Stride efficiency (%)	47.13	54.77
		Stride count	36.42	33.78

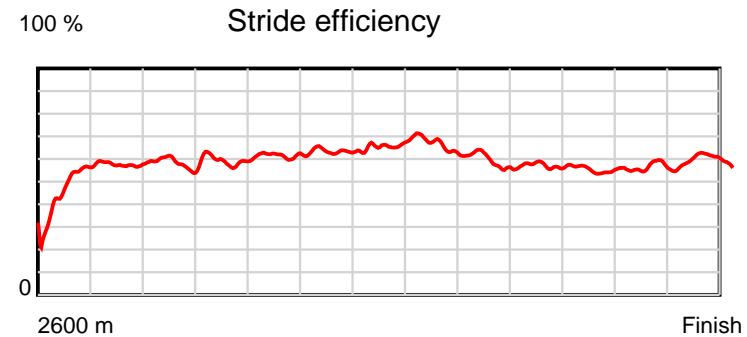
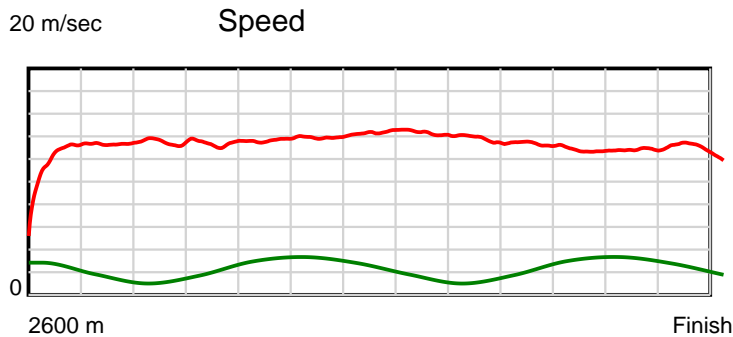
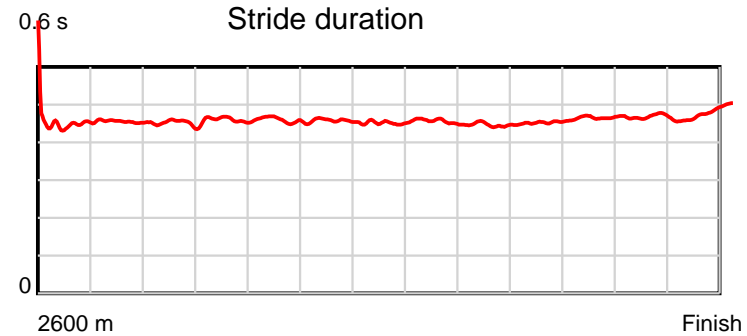
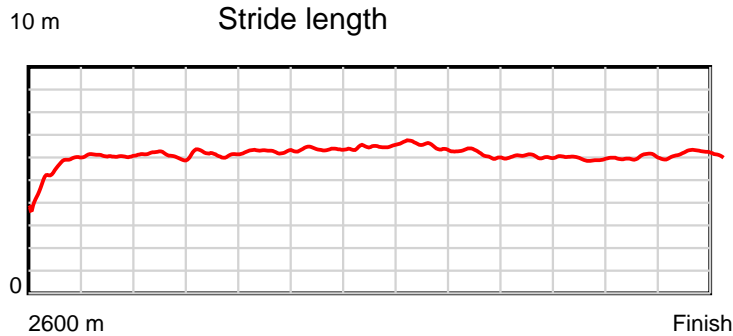
Disclaimer.

HRNZ and NZMTC and Thoroughbred Ratings Pty Ltd accepts no responsibility for the completeness or accuracy of any of the information contained herein, and makes no representations about its suitability for any particular purpose. Users should make their own judgements about those matters and/or seek independent advice. You assume all risks associated with use of the data provided on this page.

Race Results

October 23, 2024, Race 5, , Distance 2600m, Addington - Survey 3200m

Result	TAB no.	Horse (Barrier)	2200m to	2000m to	1800m to	1600m to	1400m to	1200m to	1000m to	800m to	600m to	400m to	200m to	Total or	Margin
11th	13	Krystal Deligh... (1)	2000m	1800m	1600m	1400m	1200m	1000m	800m	600m	400m	200m	WP	Average	
		Position in running (margin)	12(22.8)	12(21.9)	12(23.9)	12(24.0)	12(18.4)	10(7.8)	6(3.6)	4(3.7)	4(2.5)	9(9.1)	12(13.3)		16.90
		Sectional time (s)	15.21	14.88	15.17	14.39	13.78	14.52	15.17	14.96	16.52	15.53	15.55		
		Cumulative time (s)	165.68	150.47	135.59	120.42	106.03	92.25	77.73	62.56	47.60	31.08	15.55	3:19.19	
		Speed (m/s)	13.15	13.44	13.18	13.90	14.51	13.77	13.18	13.37	12.11	12.88	12.86	13.05	
		Stride length (m)	5.93	6.20	6.05	6.37	6.57	6.26	5.89	6.07	5.64	6.00	6.22	6.03	
		Stride duration (s)	0.451	0.461	0.459	0.458	0.452	0.455	0.447	0.454	0.466	0.466	0.484	0.462	
		Stride efficiency (%)	54.89	60.00	57.11	63.32	67.37	61.24	54.28	57.59	49.77	56.30	60.54	56.89	
		Stride count	33.75	32.28	33.08	31.42	30.46	31.95	33.94	32.94	35.44	33.32	32.13	430.91	



Note: Horizontal distance axis grid lines are 200m furlongs.

Disclaimer.

HRNZ and NZMTC and Thoroughbred Ratings Pty Ltd accepts no responsibility for the completeness or accuracy of any of the information contained herein, and makes no representations about its suitability for any particular purpose. Users should make their own judgements about those matters and/or seek independent advice. You assume all risks associated with use of the data provided on this page.



Race Results



October 23, 2024, Race 5, , Distance 2600m, Addington - Survey 3200m

Result	TAB no.	Horse (Barrier)	2600 to	2400m to
12th	14	Fast Ace (0)	2400m	2200m
		Position in running (margin)	-	13(17.7)
		Sectional time (s)	18.34	15.84
		Cumulative time (s)	199.30	180.96
		Speed (m/s)	10.91	12.63
		Stride length (m)	5.54	5.80
		Stride duration (s)	0.452	0.460
		Stride efficiency (%)	48.05	52.62
		Stride count	36.07	34.47

Disclaimer.

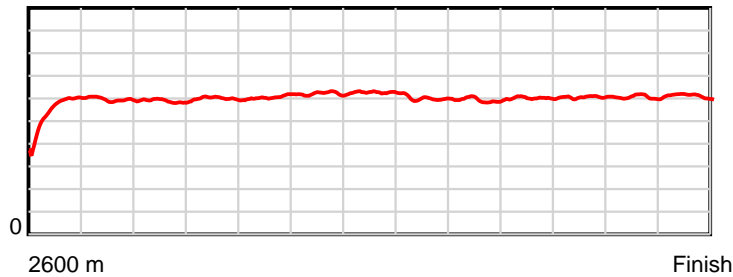
HRNZ and NZMTC and Thoroughbred Ratings Pty Ltd accepts no responsibility for the completeness or accuracy of any of the information contained herein, and makes no representations about its suitability for any particular purpose. Users should make their own judgements about those matters and/or seek independent advice. You assume all risks associated with use of the data provided on this page.

Race Results

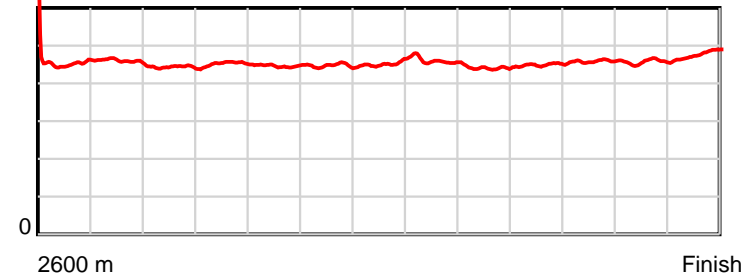
October 23, 2024, Race 5, , Distance 2600m, Addington - Survey 3200m

Result	TAB no.	Horse (Barrier)	2200m to	2000m to	1800m to	1600m to	1400m to	1200m to	1000m to	800m to	600m to	400m to	200m to	Total or	Margin
12th	14	Fast Ace (0)	2000m	1800m	1600m	1400m	1200m	1000m	800m	600m	400m	200m	WP	Average	
		Position in running (margin)	13(25.6)	13(24.9)	13(27.6)	13(25.7)	13(19.8)	13(12.8)	13(14.1)	12(12.8)	13(11.3)	13(11.3)	11(12.8)		17.50
		Sectional time (s)	15.24	14.99	14.84	14.34	14.36	15.45	14.94	14.91	15.42	15.10	15.53		
		Cumulative time (s)	165.12	149.88	134.89	120.05	105.71	91.35	75.90	60.96	46.05	30.63	15.53	3:19.30	
		Speed (m/s)	13.12	13.34	13.48	13.95	13.93	12.94	13.39	13.41	12.97	13.25	12.88	13.05	
		Stride length (m)	5.81	6.03	6.01	6.23	6.30	5.95	5.90	6.02	5.95	6.05	6.17	5.98	
		Stride duration (s)	0.443	0.452	0.446	0.447	0.452	0.459	0.441	0.449	0.459	0.457	0.479	0.458	
		Stride efficiency (%)	52.74	56.88	56.39	60.67	61.95	55.31	54.38	56.62	55.37	57.22	59.40	55.80	
		Stride count	34.43	33.15	33.29	32.10	31.77	33.62	33.90	33.22	33.60	33.05	32.44	435.11	

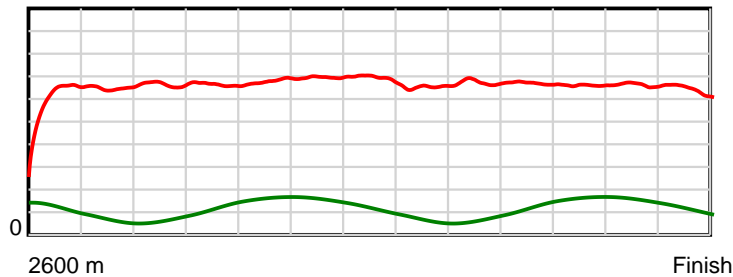
10 m Stride length



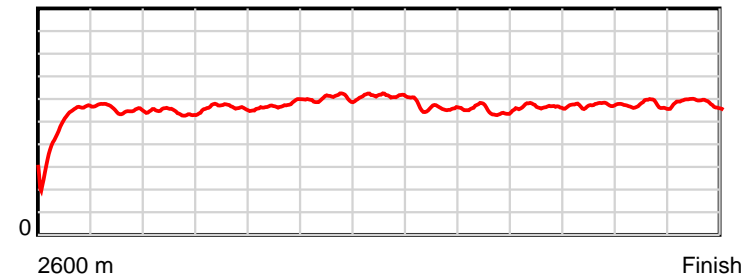
0.6 s Stride duration



20 m/sec Speed



100 % Stride efficiency



Note: Horizontal distance axis grid lines are 200m furlongs.

Disclaimer.

HRNZ and NZMTC and Thoroughbred Ratings Pty Ltd accepts no responsibility for the completeness or accuracy of any of the information contained herein, and makes no representations about its suitability for any particular purpose. Users should make their own judgements about those matters and/or seek independent advice. You assume all risks associated with use of the data provided on this page.



Race Results



October 23, 2024, Race 5, , Distance 2600m, Addington - Survey 3200m

Result	TAB no.	Horse (Barrier)	2600 to	2400m to
13th	11	Michael Eyre (12)	2400m	2200m
		Position in running (margin)	-	8(11.6)
		Sectional time (s)	17.23	15.03
		Cumulative time (s)	200.21	182.98
		Speed (m/s)	11.61	13.31
		Stride length (m)	5.05	5.67
		Stride duration (s)	0.409	0.426
		Stride efficiency (%)	39.90	50.20
		Stride count	39.58	35.29

Disclaimer.

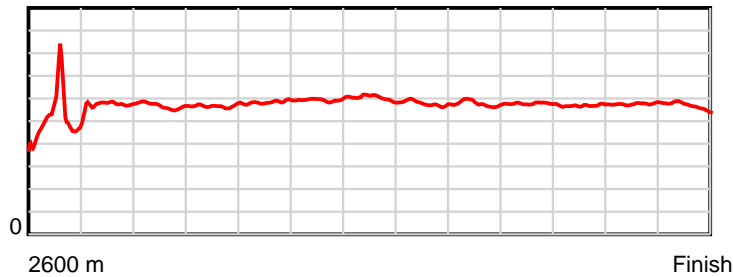
HRNZ and NZMTC and Thoroughbred Ratings Pty Ltd accepts no responsibility for the completeness or accuracy of any of the information contained herein, and makes no representations about its suitability for any particular purpose. Users should make their own judgements about those matters and/or seek independent advice. You assume all risks associated with use of the data provided on this page.

Race Results

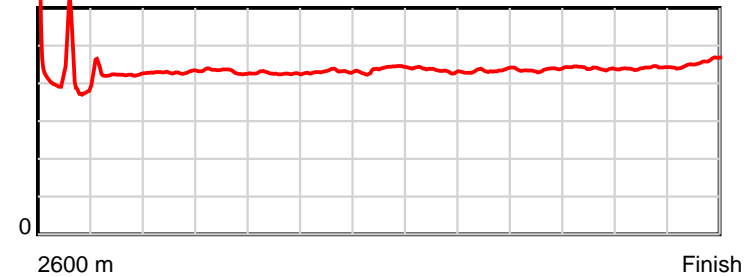
October 23, 2024, Race 5, , Distance 2600m, Addington - Survey 3200m

Result	TAB no.	Horse (Barrier)	2200m to	2000m to	1800m to	1600m to	1400m to	1200m to	1000m to	800m to	600m to	400m to	200m to	Total or	Margin
13th	11	Michael Eyre (12)	2000m	1800m	1600m	1400m	1200m	1000m	800m	600m	400m	200m	WP	Average	
		Position in running (margin)	9(14.7)	9(15.0)	9(18.9)	9(16.8)	9(12.4)	8(7.0)	9(8.0)	9(8.9)	11(9.3)	12(10.2)	13(13.5)		22.40
		Sectional time (s)	15.40	15.19	14.81	14.58	14.64	15.38	15.31	15.23	15.58	15.39	16.44		
		Cumulative time (s)	167.95	152.55	137.36	122.55	107.97	93.33	77.95	62.64	47.41	31.83	16.44	3:20.21	
		Speed (m/s)	12.99	13.17	13.50	13.72	13.66	13.00	13.06	13.13	12.84	13.00	12.17	12.99	
		Stride length (m)	5.58	5.69	5.76	5.92	5.98	5.65	5.67	5.73	5.65	5.73	5.55	5.66	
		Stride duration (s)	0.429	0.432	0.427	0.431	0.438	0.435	0.434	0.436	0.440	0.441	0.456	0.435	
		Stride efficiency (%)	48.59	50.59	51.89	54.68	55.86	49.94	50.32	51.30	49.84	51.33	48.07	49.98	
		Stride count	35.87	35.15	34.71	33.81	33.45	35.38	35.24	34.91	35.41	34.89	36.06	459.75	

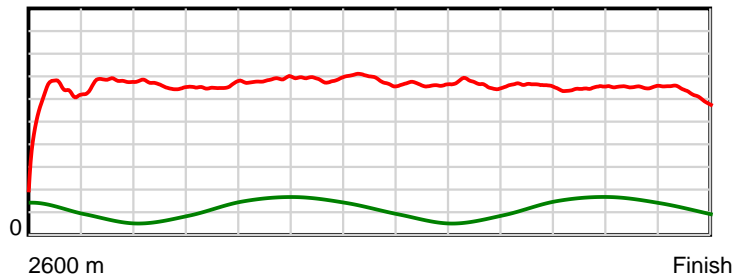
10 m Stride length



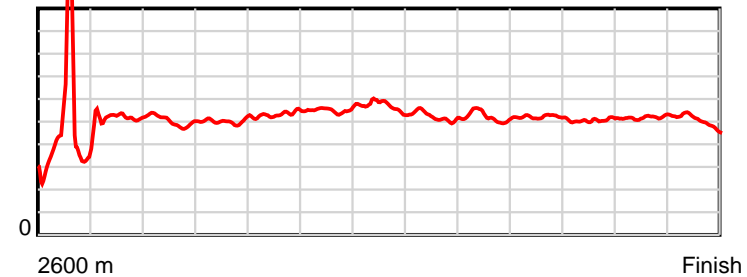
0.6 s Stride duration



20 m/sec Speed



100 % Stride efficiency



Note: Horizontal distance axis grid lines are 200m furlongs.

Disclaimer.

HRNZ and NZMTC and Thoroughbred Ratings Pty Ltd accepts no responsibility for the completeness or accuracy of any of the information contained herein, and makes no representations about its suitability for any particular purpose. Users should make their own judgements about those matters and/or seek independent advice. You assume all risks associated with use of the data provided on this page.



Race Results



October 23, 2024, Race 5, , Distance 2600m, Addington - Survey 3200m

Result	TAB no.	Horse (Barrier)	2600 to	2400m to
14th	8	Eddie Osei (9)	2400m	2200m
		Position in running (margin)	-	14(38.0)
		Sectional time (s)	21.56	14.22
		Cumulative time (s)	203.43	181.87
		Speed (m/s)	9.28	14.06
		Stride length (m)	0.00	0.00
		Stride duration (s)	0.000	0.000
		Stride efficiency (%)	0.00	0.00
		Stride count	0.00	0.00

Disclaimer.

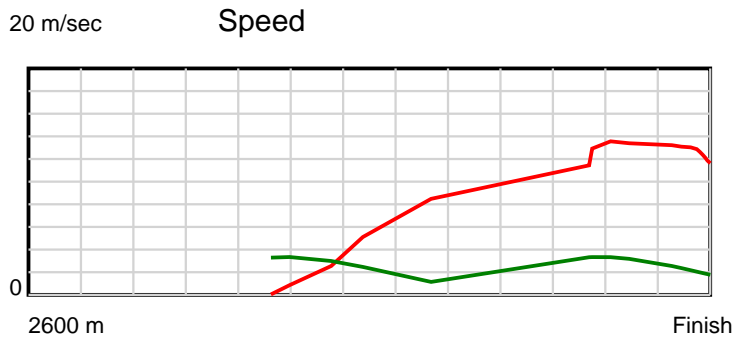
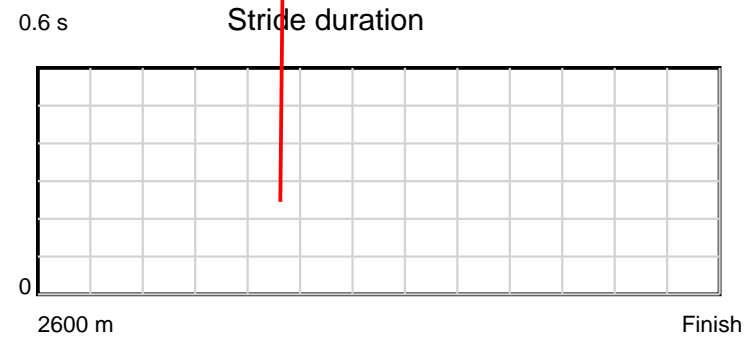
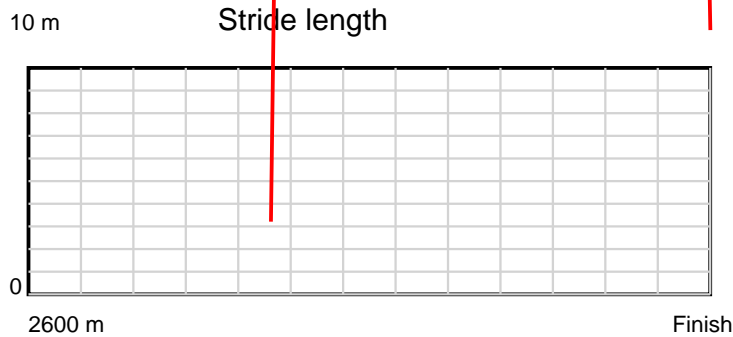
HRNZ and NZMTC and Thoroughbred Ratings Pty Ltd accepts no responsibility for the completeness or accuracy of any of the information contained herein, and makes no representations about its suitability for any particular purpose. Users should make their own judgements about those matters and/or seek independent advice. You assume all risks associated with use of the data provided on this page.



Race Results

October 23, 2024, Race 5, , Distance 2600m, Addington - Survey 3200m

Result	TAB no.	Horse (Barrier)	2200m to	2000m to	1800m to	1600m to	1400m to	1200m to	1000m to	800m to	600m to	400m to	200m to	Total or	Margin
14th	8	Eddie Osei (9)	2000m	1800m	1600m	1400m	1200m	1000m	800m	600m	400m	200m	WP	Average	
		Position in running (margin)	14(36.3)	14(33.0)	14(34.9)	14(34.2)	14(28.1)	14(22.9)	14(21.8)	14(25.2)	14(29.2)	14(32.0)	14(33.3)		39.80
		Sectional time (s)	14.81	14.85	15.04	14.31	14.66	15.03	15.73	15.83	15.88	15.06	16.45		
		Cumulative time (s)	167.65	152.84	137.99	122.95	108.64	93.98	78.95	63.22	47.39	31.51	16.45	3:23.43	
		Speed (m/s)	13.50	13.47	13.30	13.98	13.64	13.31	12.71	12.63	12.59	13.28	12.16	12.78	
		Stride length (m)	0.00	0.00	1270.12	84.06	129.43	141.04	247.16	245.58	38.61	51.40	24.24	106.34	
		Stride duration (s)	0.000	0.000	95.537	6.015	9.487	10.603	19.436	19.436	3.066	3.869	1.994	8.320	
		Stride efficiency (%)	0.00	0.00	2520878.75	11041.07	26179.82	31085.55	95461.67	94244.32	2329.44	4128.92	918.53	17670.64	
		Stride count	0.00	0.00	0.16	2.38	1.55	1.42	0.81	0.81	5.18	3.89	8.25	24.45	



Note: Horizontal distance axis grid lines are 200m furlongs.

Disclaimer.

HRNZ and NZMTC and Thoroughbred Ratings Pty Ltd accepts no responsibility for the completeness or accuracy of any of the information contained herein, and makes no representations about its suitability for any particular purpose. Users should make their own judgements about those matters and/or seek independent advice. You assume all risks associated with use of the data provided on this page.