



## Race Results

NZ Metropolitan Trotting Club Inc, HRNZ, October 23, 2024

Compilation date: October 23, 2024, 8:31:04 PM (NZDT)

Copyright © 2024 HRNZ and NZMTC. All rights reserved.

### Trademarks.

StrideMASTER is a registered trademark of Thoroughbred Ratings Pty Ltd.

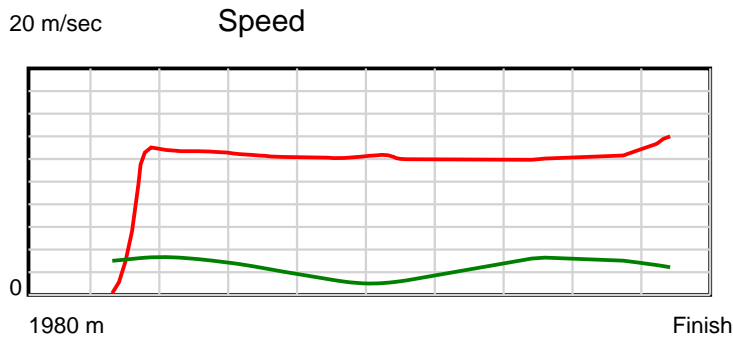
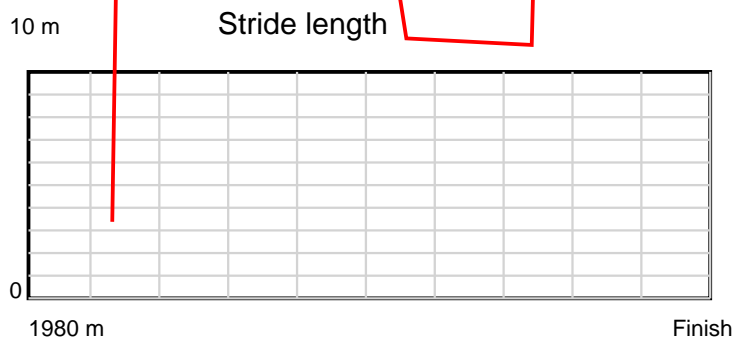
### Disclaimer.

HRNZ and NZMTC and Thoroughbred Ratings Pty Ltd accepts no responsibility for the completeness or accuracy of any of the information contained herein, and makes no representations about its suitability for any particular purpose. Users should make their own judgements about those matters and/or seek independent advice. You assume all risks associated with use of the data provided on this page.

# Race Results

October 23, 2024, Race 8, GET YOUR CUP WEEK TICKETS NOW AT [ADDINGTON.CO.NZ](http://ADDINGTON.CO.NZ) MOB PACE, Distance 1980m, Addington - Survey 1980m

Result	TAB no.	Horse (Barrier)	1980 to	1800m to	1600m to	1400m to	1200m to	1000m to	800m to	600m to	400m to	200m to	Total or	Margin
1st	8	<b>Straight Flush (8)</b>	<b>1800m</b>	<b>1600m</b>	<b>1400m</b>	<b>1200m</b>	<b>1000m</b>	<b>800m</b>	<b>600m</b>	<b>400m</b>	<b>200m</b>	<b>WP</b>	<b>Average</b>	
		Position in running (margin)	-	1(0.0)	1(0.0)	1(0.0)	1(0.0)	1(0.0)	1(0.0)	2(1.4)	2(0.6)	1(0.0)		0.00
		Sectional time (s)	12.23	15.40	15.94	16.60	16.09	16.36	14.07	14.50	14.01	14.55		
		Cumulative time (s)	149.75	137.52	122.12	106.18	89.58	73.49	57.13	43.06	28.56	14.55	2:29.75	
		Speed (m/s)	14.72	12.99	12.55	12.05	12.43	12.22	14.21	13.79	14.28	13.75	13.22	
		Stride length (m)	0.00	23.13	11.42	22.26	29.00	13.78	21.26	33.66	47.20	22.22	23.25	
		Stride duration (s)	0.000	1.781	0.910	1.848	2.333	1.127	1.496	2.441	3.306	1.617	1.758	
		Stride efficiency (%)	0.00	836.06	203.73	774.60	1313.99	296.56	706.37	1770.41	3480.80	771.41	844.74	
		Stride count	0.00	8.65	17.52	8.98	6.90	14.52	9.41	5.94	4.24	9.00	85.16	



Note: Horizontal distance axis grid lines are 200m furlongs.

## Disclaimer.

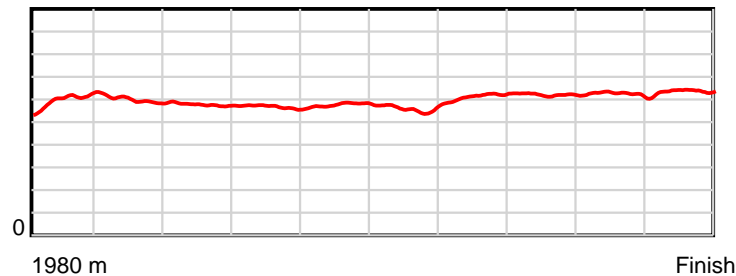
HRNZ and NZMTC and Thoroughbred Ratings Pty Ltd accepts no responsibility for the completeness or accuracy of any of the information contained herein, and makes no representations about its suitability for any particular purpose. Users should make their own judgements about those matters and/or seek independent advice. You assume all risks associated with use of the data provided on this page.

# Race Results

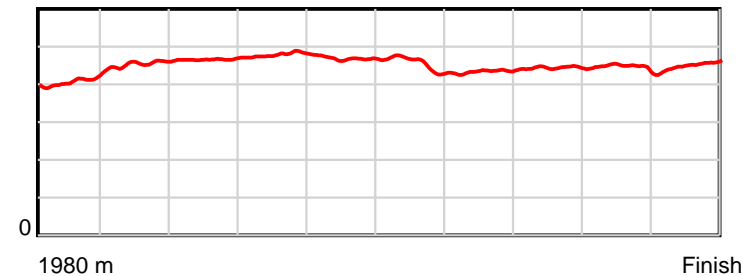
October 23, 2024, Race 8, GET YOUR CUP WEEK TICKETS NOW AT [ADDINGTON.CO.NZ](http://ADDINGTON.CO.NZ) MOB PACE, Distance 1980m, Addington - Survey 1980m

Result	TAB no.	Horse (Barrier)	1980 to	1800m to	1600m to	1400m to	1200m to	1000m to	800m to	600m to	400m to	200m to	Total or	Margin
2nd	2	<b>Wolf Of Wall S... (2)</b>	<b>1800m</b>	<b>1600m</b>	<b>1400m</b>	<b>1200m</b>	<b>1000m</b>	<b>800m</b>	<b>600m</b>	<b>400m</b>	<b>200m</b>	<b>WP</b>	<b>Average</b>	
		Position in running (margin)	-	2(1.3)	2(3.3)	2(2.7)	2(3.1)	2(2.3)	6(2.5)	5(3.1)	6(3.6)	3(2.3)		0.50
		Sectional time (s)	12.61	15.74	15.83	16.67	15.95	16.39	13.95	14.72	13.89	14.08		
		Cumulative time (s)	149.83	137.22	121.48	105.65	88.98	73.03	56.64	42.69	27.97	14.08	2:29.83	
		Speed (m/s)	14.27	12.71	12.63	12.00	12.54	12.20	14.34	13.59	14.40	14.20	13.21	
		Stride length (m)	5.97	5.78	5.89	5.74	5.88	5.55	6.23	6.03	6.41	6.42	5.98	
		Stride duration (s)	0.408	0.455	0.466	0.479	0.469	0.455	0.434	0.444	0.445	0.452	0.452	
		Stride efficiency (%)	55.76	52.18	54.21	51.52	53.94	48.10	60.59	56.77	64.18	64.39	55.82	
		Stride count	30.13	34.61	33.96	34.83	34.04	36.05	32.12	33.18	31.21	31.16	331.29	

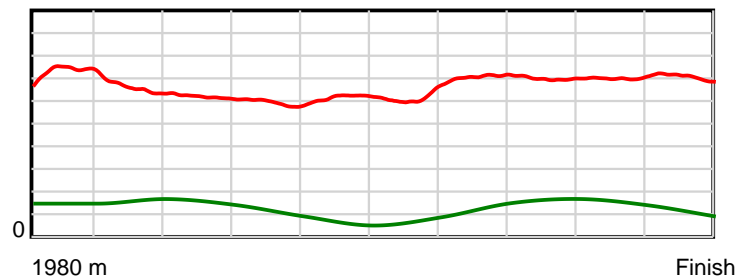
10 m Stride length



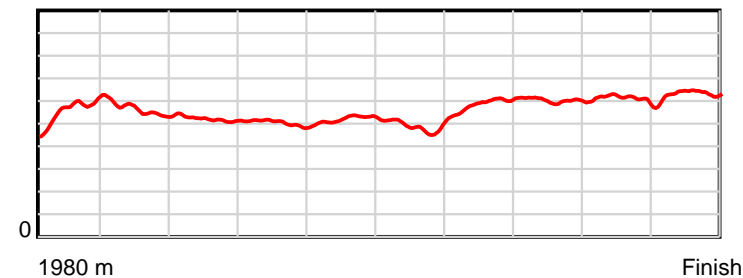
0.6 s Stride duration



20 m/sec Speed



100 % Stride efficiency



Note: Horizontal distance axis grid lines are 200m furlongs.

### Disclaimer.

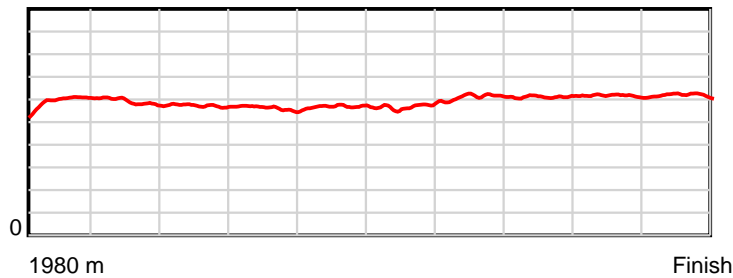
HRNZ and NZMTC and Thoroughbred Ratings Pty Ltd accepts no responsibility for the completeness or accuracy of any of the information contained herein, and makes no representations about its suitability for any particular purpose. Users should make their own judgements about those matters and/or seek independent advice. You assume all risks associated with use of the data provided on this page.

# Race Results

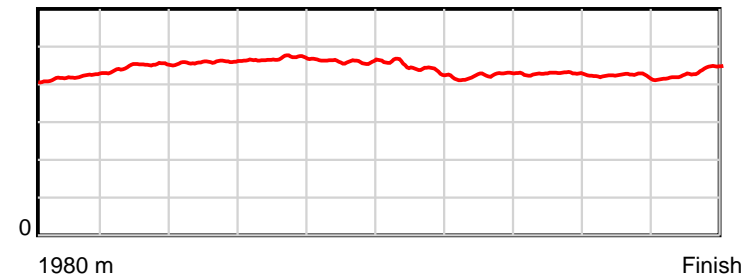
October 23, 2024, Race 8, GET YOUR CUP WEEK TICKETS NOW AT [ADDINGTON.CO.NZ](http://ADDINGTON.CO.NZ) MOB PACE, Distance 1980m, Addington - Survey 1980m

Result	TAB no.	Horse (Barrier)	1980 to	1800m to	1600m to	1400m to	1200m to	1000m to	800m to	600m to	400m to	200m to	Total or	Margin
3rd	1	<b>Doctor Tim (1)</b>	<b>1800m</b>	<b>1600m</b>	<b>1400m</b>	<b>1200m</b>	<b>1000m</b>	<b>800m</b>	<b>600m</b>	<b>400m</b>	<b>200m</b>	<b>WP</b>	<b>Average</b>	
		Position in running (margin)	-	6(4.7)	4(5.2)	4(5.9)	4(6.4)	6(6.5)	8(4.0)	7(4.0)	5(3.2)	5(2.6)		0.70
		Sectional time (s)	13.22	15.49	16.04	16.69	16.10	15.95	13.85	14.49	14.01	14.04		
		Cumulative time (s)	149.88	136.66	121.17	105.13	88.44	72.34	56.39	42.54	28.05	14.04	2:29.88	
		Speed (m/s)	13.62	12.91	12.47	11.98	12.42	12.54	14.44	13.80	14.28	14.25	13.21	
		Stride length (m)	5.91	5.78	5.72	5.61	5.73	5.58	6.11	5.90	6.02	6.17	5.85	
		Stride duration (s)	0.420	0.447	0.459	0.468	0.461	0.445	0.423	0.428	0.422	0.433	0.442	
		Stride efficiency (%)	54.63	52.17	51.18	49.19	51.23	48.65	58.26	54.41	56.64	59.48	53.40	
		Stride count	30.44	34.61	34.95	35.65	34.93	35.85	32.75	33.90	33.22	32.42	338.72	

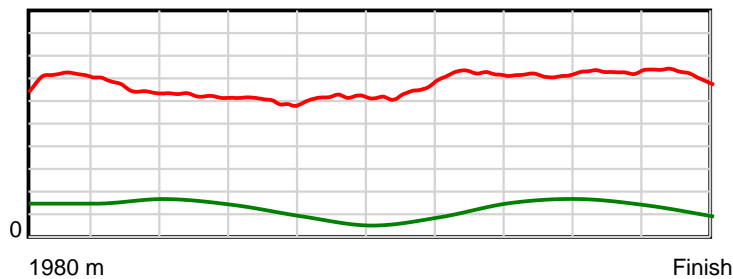
10 m Stride length



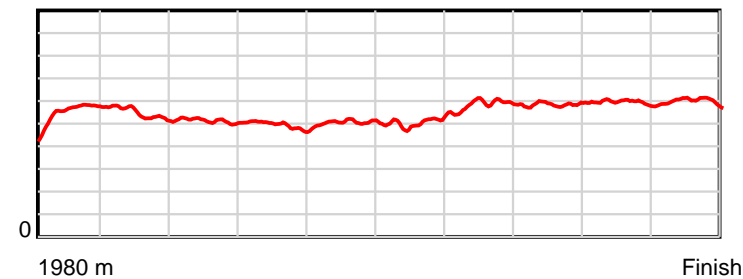
0.6 s Stride duration



20 m/sec Speed



100 % Stride efficiency



Note: Horizontal distance axis grid lines are 200m furlongs.

## Disclaimer.

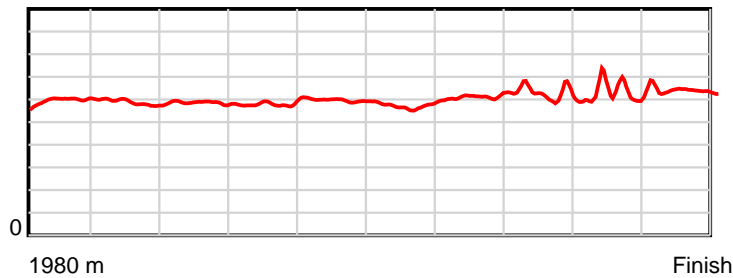
HRNZ and NZMTC and Thoroughbred Ratings Pty Ltd accepts no responsibility for the completeness or accuracy of any of the information contained herein, and makes no representations about its suitability for any particular purpose. Users should make their own judgements about those matters and/or seek independent advice. You assume all risks associated with use of the data provided on this page.

# Race Results

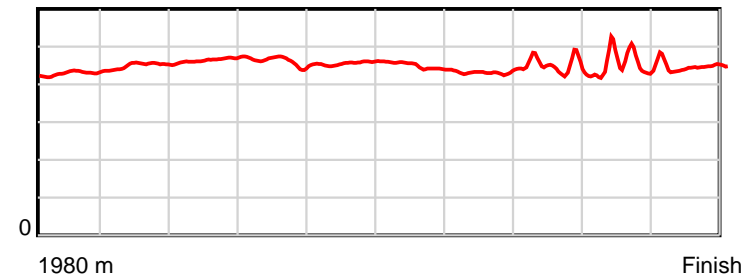
October 23, 2024, Race 8, GET YOUR CUP WEEK TICKETS NOW AT [ADDINGTON.CO.NZ](http://ADDINGTON.CO.NZ) MOB PACE, Distance 1980m, Addington - Survey 1980m

Result	TAB no.	Horse (Barrier)	1980 to	1800m to	1600m to	1400m to	1200m to	1000m to	800m to	600m to	400m to	200m to	Total or	Margin
4th	5	Igetakickoutof... (5)	1800m	1600m	1400m	1200m	1000m	800m	600m	400m	200m	WP	Average	
		Position in running (margin)	-	8(6.4)	8(9.5)	8(10.7)	5(6.5)	3(2.7)	3(0.8)	4(2.4)	4(2.9)	6(3.3)		1.30
		Sectional time (s)	13.51	15.92	16.14	15.91	15.45	16.05	14.12	14.71	14.18	14.00		
		Cumulative time (s)	149.99	136.48	120.56	104.42	88.51	73.06	57.01	42.89	28.18	14.00	2:29.99	
		Speed (m/s)	13.32	12.56	12.39	12.57	12.94	12.46	14.16	13.60	14.10	14.29	13.20	
		Stride length (m)	5.87	5.66	5.77	5.79	5.91	5.58	6.11	6.03	6.33	6.34	5.93	
		Stride duration (s)	0.430	0.450	0.466	0.460	0.456	0.448	0.431	0.444	0.449	0.444	0.449	
		Stride efficiency (%)	53.75	50.01	52.04	52.37	54.53	48.71	58.31	56.89	62.57	62.88	54.93	
		Stride count	30.69	35.35	34.66	34.55	33.86	35.82	32.74	33.15	31.61	31.53	333.96	

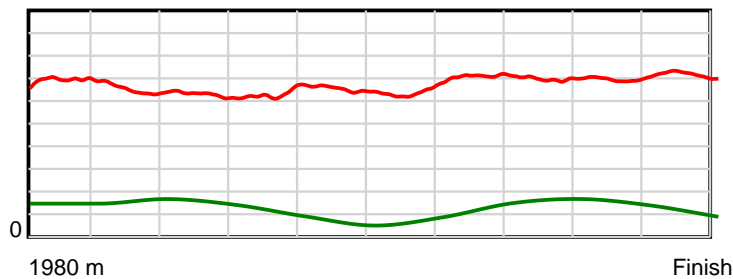
10 m Stride length



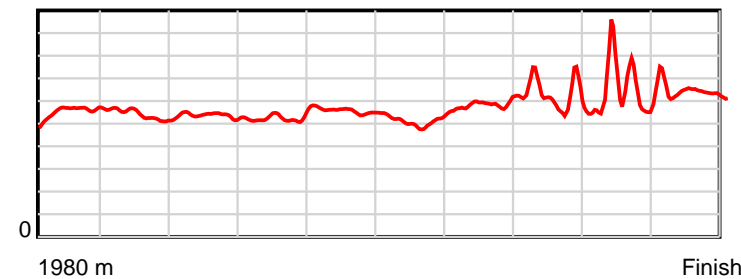
0.6 s Stride duration



20 m/sec Speed



100 % Stride efficiency



Note: Horizontal distance axis grid lines are 200m furlongs.

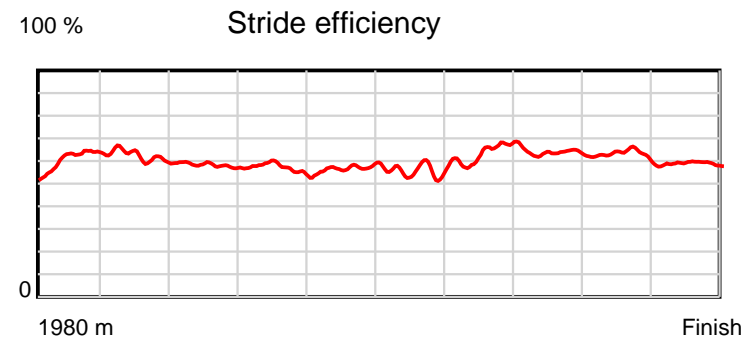
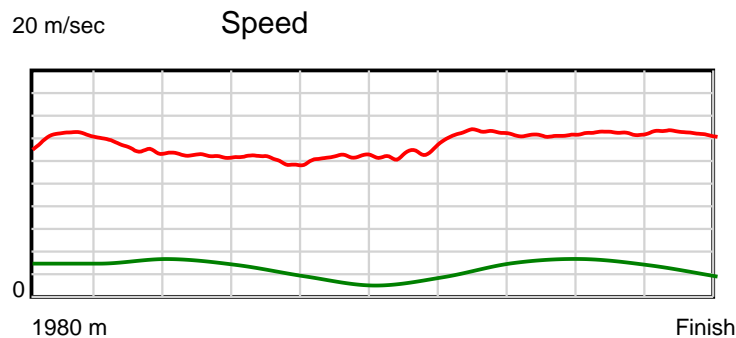
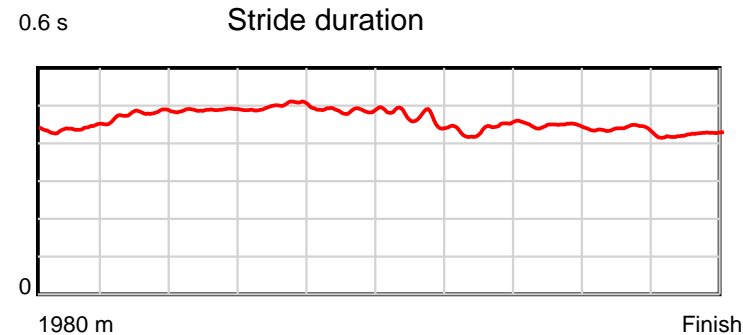
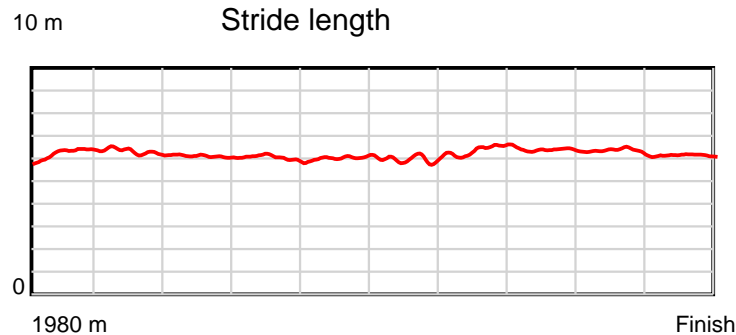
**Disclaimer.**

HRNZ and NZMTC and Thoroughbred Ratings Pty Ltd accepts no responsibility for the completeness or accuracy of any of the information contained herein, and makes no representations about its suitability for any particular purpose. Users should make their own judgements about those matters and/or seek independent advice. You assume all risks associated with use of the data provided on this page.

# Race Results

October 23, 2024, Race 8, GET YOUR CUP WEEK TICKETS NOW AT [ADDINGTON.CO.NZ](http://ADDINGTON.CO.NZ) MOB PACE, Distance 1980m, Addington - Survey 1980m

Result	TAB no.	Horse (Barrier)	1980 to	1800m to	1600m to	1400m to	1200m to	1000m to	800m to	600m to	400m to	200m to	Total or	Margin
5th	10	<b>Logan Rock (10)</b>	<b>1800m</b>	<b>1600m</b>	<b>1400m</b>	<b>1200m</b>	<b>1000m</b>	<b>800m</b>	<b>600m</b>	<b>400m</b>	<b>200m</b>	<b>WP</b>	<b>Average</b>	
		Position in running (margin)	-	7(6.3)	7(8.0)	7(8.5)	8(9.0)	8(7.6)	10(5.5)	9(5.6)	9(5.6)	8(4.9)		1.60
		Sectional time (s)	13.44	15.67	16.03	16.68	15.86	16.01	13.84	14.66	13.99	13.87		
		Cumulative time (s)	150.05	136.61	120.94	104.91	88.23	72.37	56.36	42.52	27.86	13.87	2:30.05	
		Speed (m/s)	13.39	12.76	12.48	11.99	12.61	12.49	14.45	13.64	14.30	14.42	13.20	
		Stride length (m)	6.19	6.10	6.10	5.99	6.15	5.87	6.35	6.10	6.23	6.12	6.12	
		Stride duration (s)	0.439	0.478	0.489	0.499	0.488	0.470	0.439	0.447	0.436	0.424	0.463	
		Stride efficiency (%)	59.96	58.15	58.09	55.99	59.07	53.81	63.00	58.05	60.66	58.49	58.45	
		Stride count	29.06	32.78	32.80	33.41	32.53	34.08	31.50	32.81	32.10	32.69	323.76	



Note: Horizontal distance axis grid lines are 200m furlongs.

#### Disclaimer.

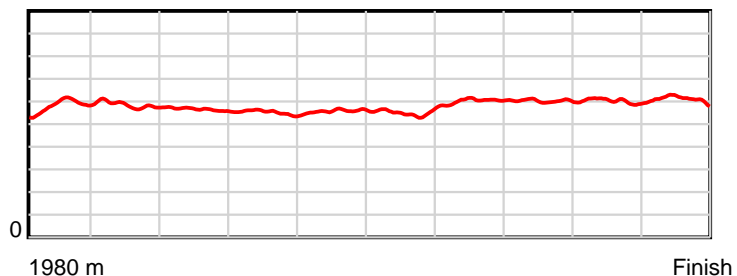
HRNZ and NZMTC and Thoroughbred Ratings Pty Ltd accepts no responsibility for the completeness or accuracy of any of the information contained herein, and makes no representations about its suitability for any particular purpose. Users should make their own judgements about those matters and/or seek independent advice. You assume all risks associated with use of the data provided on this page.

# Race Results

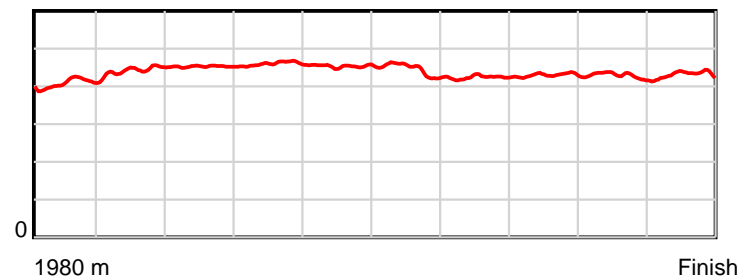
October 23, 2024, Race 8, GET YOUR CUP WEEK TICKETS NOW AT [ADDINGTON.CO.NZ](http://ADDINGTON.CO.NZ) MOB PACE, Distance 1980m, Addington - Survey 1980m

Result	TAB no.	Horse (Barrier)	1980 to	1800m to	1600m to	1400m to	1200m to	1000m to	800m to	600m to	400m to	200m to	Total or	Margin
6th	3	<b>Courage Reacto... (3)</b>	<b>1800m</b>	<b>1600m</b>	<b>1400m</b>	<b>1200m</b>	<b>1000m</b>	<b>800m</b>	<b>600m</b>	<b>400m</b>	<b>200m</b>	<b>WP</b>	<b>Average</b>	
		Position in running (margin)	-	4(2.8)	3(3.9)	3(3.7)	3(4.4)	4(4.0)	7(3.5)	8(4.8)	7(3.8)	7(3.4)		1.80
		Sectional time (s)	12.96	15.57	15.91	16.71	16.03	16.28	14.05	14.48	14.04	14.06		
		Cumulative time (s)	150.09	137.13	121.56	105.65	88.94	72.91	56.63	42.58	28.10	14.06	2:30.09	
		Speed (m/s)	13.89	12.85	12.57	11.97	12.48	12.29	14.23	13.81	14.25	14.22	13.19	
		Stride length (m)	5.80	5.70	5.69	5.50	5.66	5.47	6.03	5.93	6.10	6.13	5.79	
		Stride duration (s)	0.409	0.444	0.452	0.460	0.454	0.445	0.424	0.429	0.428	0.431	0.439	
		Stride efficiency (%)	52.57	50.75	50.53	47.35	50.11	46.70	56.85	54.98	58.09	58.67	52.42	
		Stride count	31.03	35.10	35.17	36.33	35.32	36.58	33.16	33.72	32.80	32.64	341.85	

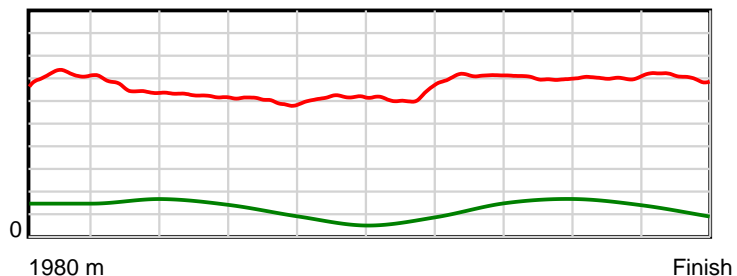
10 m Stride length



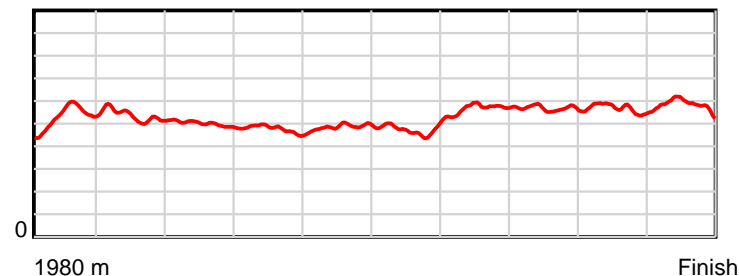
0.6 s Stride duration



20 m/sec Speed



100 % Stride efficiency



Note: Horizontal distance axis grid lines are 200m furlongs.

## Disclaimer.

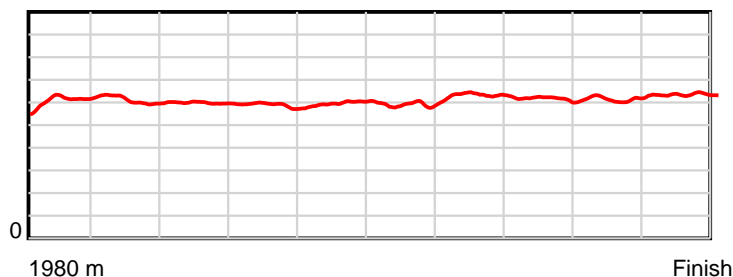
HRNZ and NZMTC and Thoroughbred Ratings Pty Ltd accepts no responsibility for the completeness or accuracy of any of the information contained herein, and makes no representations about its suitability for any particular purpose. Users should make their own judgements about those matters and/or seek independent advice. You assume all risks associated with use of the data provided on this page.

# Race Results

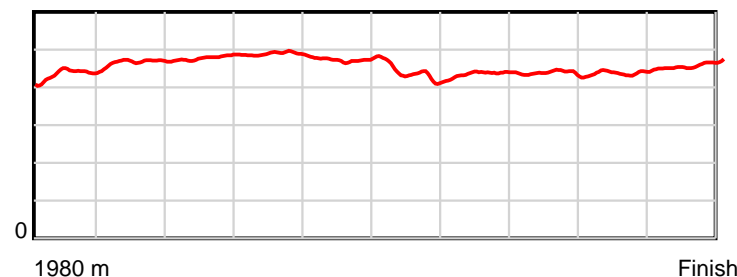
October 23, 2024, Race 8, GET YOUR CUP WEEK TICKETS NOW AT [ADDINGTON.CO.NZ](http://ADDINGTON.CO.NZ) MOB PACE, Distance 1980m, Addington - Survey 1980m

Result	TAB no.	Horse (Barrier)	1980 to	1800m to	1600m to	1400m to	1200m to	1000m to	800m to	600m to	400m to	200m to	Total or	Margin
7th	4	Judine (4)	1800m	1600m	1400m	1200m	1000m	800m	600m	400m	200m	WP	Average	
		Position in running (margin)	-	5(4.4)	6(7.4)	6(8.5)	7(7.9)	7(6.9)	2(0.3)	1(0.0)	1(0.0)	2(1.6)		2.10
		Sectional time (s)	13.07	15.89	16.11	16.51	15.93	15.25	13.80	14.63	14.37	14.57		
		Cumulative time (s)	150.13	137.06	121.17	105.06	88.55	72.62	57.37	43.57	28.94	14.57	2:30.13	
		Speed (m/s)	13.77	12.59	12.41	12.11	12.55	13.11	14.49	13.67	13.92	13.73	13.19	
		Stride length (m)	6.09	5.89	5.94	5.92	5.95	5.71	6.34	5.98	6.12	6.31	6.02	
		Stride duration (s)	0.437	0.468	0.479	0.489	0.474	0.435	0.437	0.437	0.440	0.460	0.456	
		Stride efficiency (%)	57.92	54.20	55.18	54.79	55.33	50.90	62.73	55.81	58.55	62.27	56.59	
		Stride count	29.57	33.96	33.66	33.78	33.61	35.04	31.57	33.47	32.67	31.68	329.01	

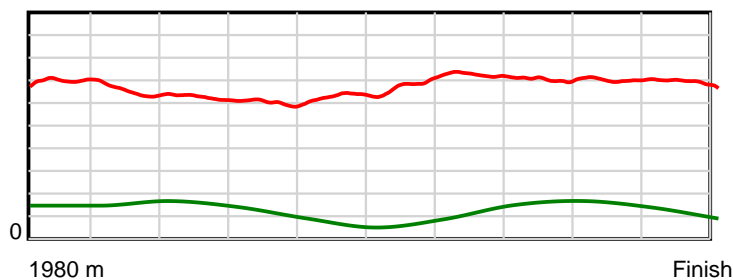
10 m Stride length



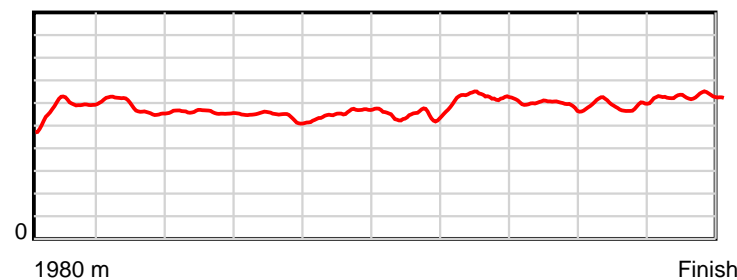
0.6 s Stride duration



20 m/sec Speed



100 % Stride efficiency



Note: Horizontal distance axis grid lines are 200m furlongs.

**Disclaimer.**

HRNZ and NZMTC and Thoroughbred Ratings Pty Ltd accepts no responsibility for the completeness or accuracy of any of the information contained herein, and makes no representations about its suitability for any particular purpose. Users should make their own judgements about those matters and/or seek independent advice. You assume all risks associated with use of the data provided on this page.

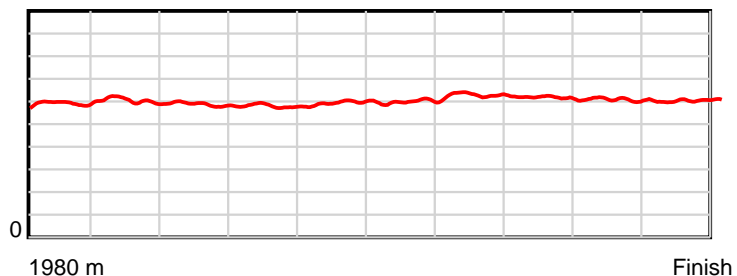


# Race Results

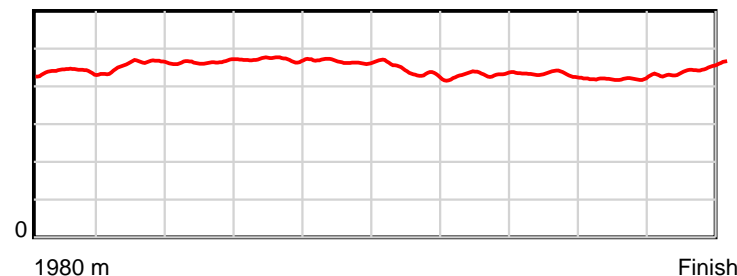
October 23, 2024, Race 8, GET YOUR CUP WEEK TICKETS NOW AT [ADDINGTON.CO.NZ](http://ADDINGTON.CO.NZ) MOB PACE, Distance 1980m, Addington - Survey 1980m

Result	TAB no.	Horse (Barrier)	1980 to	1800m to	1600m to	1400m to	1200m to	1000m to	800m to	600m to	400m to	200m to	Total or	Margin
8th	6	<b>Ann Sophie (6)</b>	<b>1800m</b>	<b>1600m</b>	<b>1400m</b>	<b>1200m</b>	<b>1000m</b>	<b>800m</b>	<b>600m</b>	<b>400m</b>	<b>200m</b>	<b>WP</b>	<b>Average</b>	
		Position in running (margin)	-	9(8.9)	9(11.6)	9(12.4)	9(10.9)	9(9.3)	5(2.2)	3(1.9)	3(2.3)	4(2.5)		4.10
		Sectional time (s)	13.80	15.85	16.08	16.34	15.83	15.18	13.79	14.70	14.15	14.78		
		Cumulative time (s)	150.50	136.70	120.85	104.77	88.43	72.60	57.42	43.63	28.93	14.78	2:30.50	
		Speed (m/s)	13.04	12.62	12.44	12.24	12.63	13.18	14.50	13.61	14.13	13.53	13.16	
		Stride length (m)	5.82	5.78	5.78	5.77	5.88	5.78	6.28	5.85	5.95	6.04	5.89	
		Stride duration (s)	0.440	0.458	0.465	0.472	0.465	0.438	0.433	0.430	0.421	0.447	0.448	
		Stride efficiency (%)	52.90	52.18	52.29	52.05	54.01	52.13	61.58	53.57	55.29	57.04	54.21	
		Stride count	30.94	34.61	34.57	34.65	34.02	34.63	31.86	34.16	33.62	33.10	336.16	

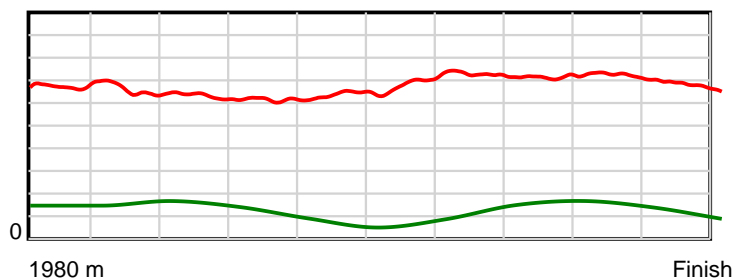
10 m Stride length



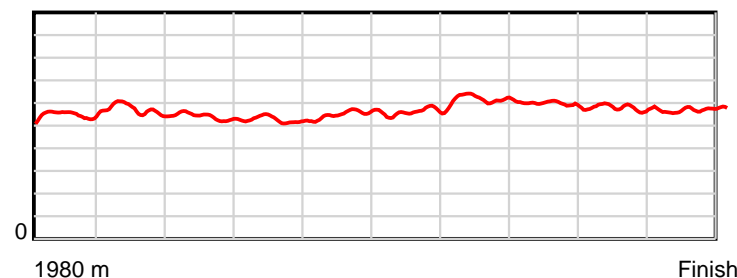
0.6 s Stride duration



20 m/sec Speed



100 % Stride efficiency



Note: Horizontal distance axis grid lines are 200m furlongs.

## Disclaimer.

HRNZ and NZMTC and Thoroughbred Ratings Pty Ltd accepts no responsibility for the completeness or accuracy of any of the information contained herein, and makes no representations about its suitability for any particular purpose. Users should make their own judgements about those matters and/or seek independent advice. You assume all risks associated with use of the data provided on this page.

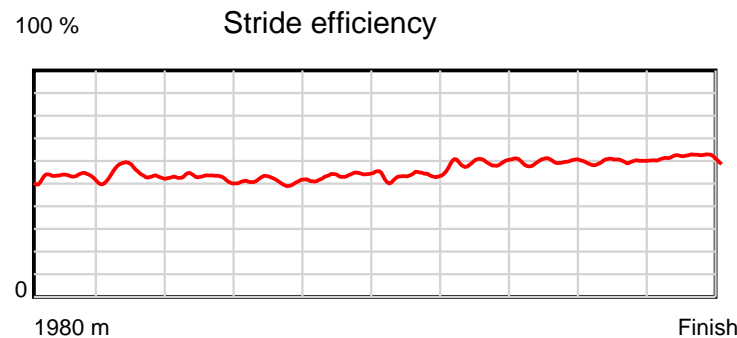
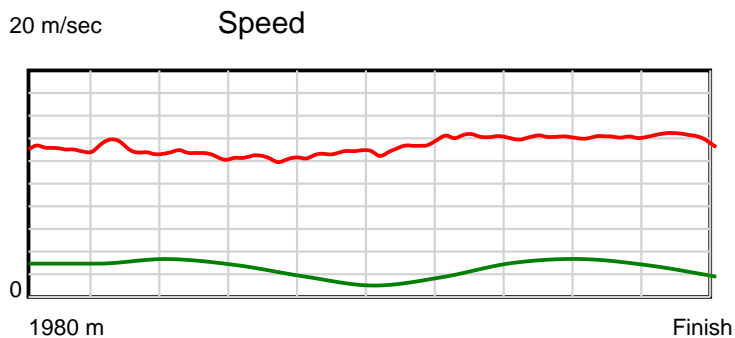
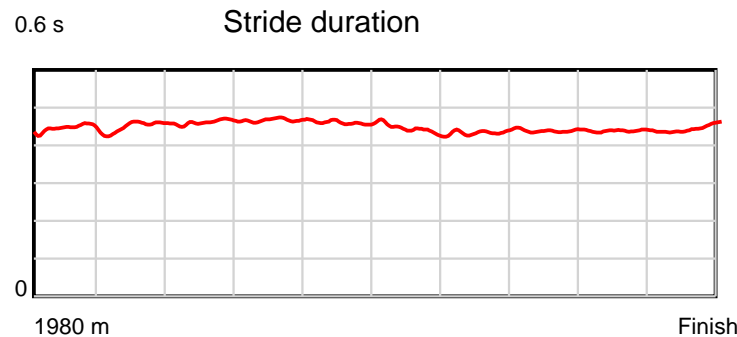
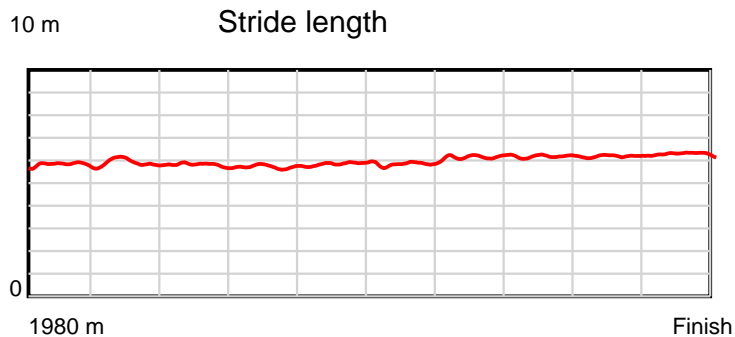


# Race Results



October 23, 2024, Race 8, GET YOUR CUP WEEK TICKETS NOW AT [ADDINGTON.CO.NZ](http://ADDINGTON.CO.NZ) MOB PACE, Distance 1980m, Addington - Survey 1980m

Result	TAB no.	Horse (Barrier)	1980 to	1800m to	1600m to	1400m to	1200m to	1000m to	800m to	600m to	400m to	200m to	Total or	Margin
9th	9	<b>Betterthandiva (9)</b>	<b>1800m</b>	<b>1600m</b>	<b>1400m</b>	<b>1200m</b>	<b>1000m</b>	<b>800m</b>	<b>600m</b>	<b>400m</b>	<b>200m</b>	<b>WP</b>	<b>Average</b>	
		Position in running (margin)	-	10(11.0)	10(13.4)	10(14.7)	10(13.1)	10(11.0)	9(5.3)	10(7.2)	10(6.4)	10(6.3)		4.70
		Sectional time (s)	14.28	15.80	16.14	16.34	15.73	15.41	14.16	14.51	14.08	14.17		
		Cumulative time (s)	150.62	136.34	120.54	104.40	88.06	72.33	56.92	42.76	28.25	14.17	2:30.62	
		Speed (m/s)	12.60	12.66	12.39	12.24	12.71	12.98	14.12	13.78	14.20	14.11	13.15	
		Stride length (m)	5.73	5.71	5.72	5.72	5.85	5.72	6.16	6.04	6.22	6.30	5.91	
		Stride duration (s)	0.447	0.451	0.462	0.467	0.460	0.441	0.436	0.438	0.438	0.447	0.450	
		Stride efficiency (%)	51.36	50.88	51.10	51.09	53.53	51.14	59.31	56.94	60.46	62.10	54.59	
		Stride count	31.40	35.05	34.98	34.98	34.17	34.96	32.46	33.13	32.15	31.73	335.01	



Note: Horizontal distance axis grid lines are 200m furlongs.

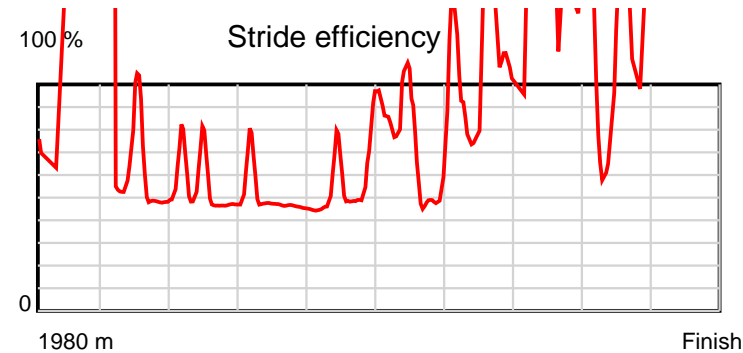
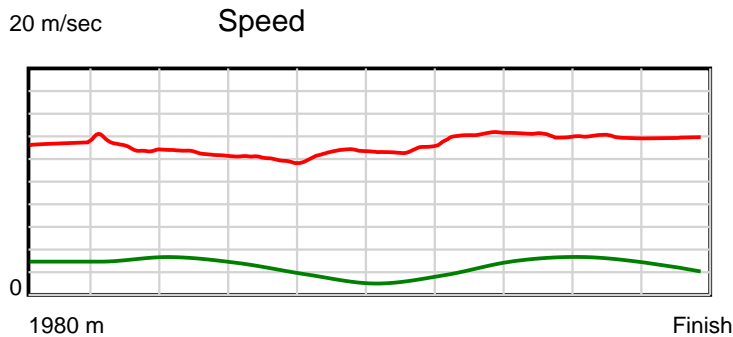
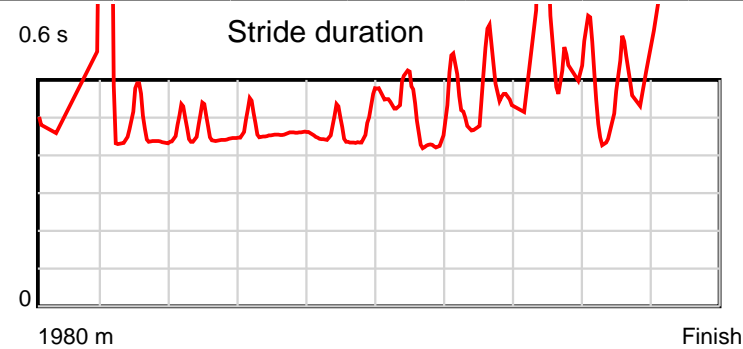
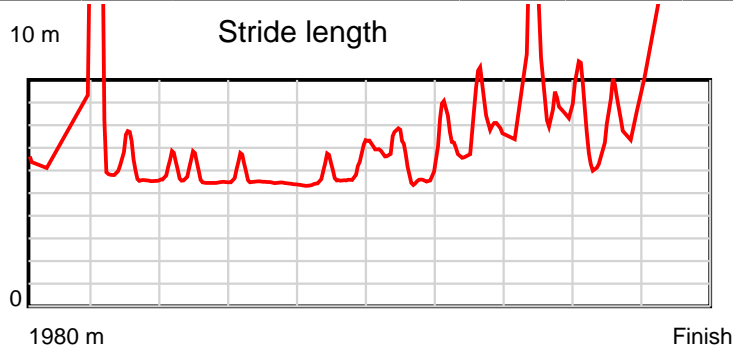
#### Disclaimer.

HRNZ and NZMTC and Thoroughbred Ratings Pty Ltd accepts no responsibility for the completeness or accuracy of any of the information contained herein, and makes no representations about its suitability for any particular purpose. Users should make their own judgements about those matters and/or seek independent advice. You assume all risks associated with use of the data provided on this page.

# Race Results

October 23, 2024, Race 8, GET YOUR CUP WEEK TICKETS NOW AT [ADDINGTON.CO.NZ](http://ADDINGTON.CO.NZ) MOB PACE, Distance 1980m, Addington - Survey 1980m

Result	TAB no.	Horse (Barrier)	1980 to	1800m to	1600m to	1400m to	1200m to	1000m to	800m to	600m to	400m to	200m to	Total or	Margin
10th	7	Sir Monty (7)	1800m	1600m	1400m	1200m	1000m	800m	600m	400m	200m	WP	Average	
		Position in running (margin)	-	3(2.2)	5(6.1)	5(7.1)	6(6.6)	5(4.9)	4(2.0)	6(3.5)	8(5.3)	9(6.3)		5.20
		Sectional time (s)	12.64	16.05	16.10	16.52	15.80	15.89	14.09	14.94	14.27	14.40		
		Cumulative time (s)	150.70	138.06	122.01	105.91	89.39	73.59	57.70	43.61	28.67	14.40	2:30.70	
		Speed (m/s)	14.24	12.46	12.42	12.11	12.66	12.59	14.19	13.39	14.02	13.89	13.14	
		Stride length (m)	15.01	5.67	5.62	5.58	5.74	6.10	6.68	8.02	7.92	13.45	7.04	
		Stride duration (s)	1.045	0.455	0.452	0.461	0.453	0.485	0.470	0.599	0.565	0.969	0.536	
		Stride efficiency (%)	352.18	50.18	49.38	48.71	51.43	58.18	69.63	100.54	98.12	282.82	77.41	
		Stride count	11.99	35.29	35.58	35.82	34.86	32.78	29.96	24.93	25.24	14.87	281.32	



Note: Horizontal distance axis grid lines are 200m furlongs.

**Disclaimer.**

HRNZ and NZMTC and Thoroughbred Ratings Pty Ltd accepts no responsibility for the completeness or accuracy of any of the information contained herein, and makes no representations about its suitability for any particular purpose. Users should make their own judgements about those matters and/or seek independent advice. You assume all risks associated with use of the data provided on this page.