



## Race Results

NZ Metropolitan Trotting Club Inc, HRNZ, November 12, 2024

Compilation date: November 12, 2024, 5:29:11 PM (NZDT)

Copyright © 2024 HRNZ and NZMTC. All rights reserved.

### Trademarks.

StrideMASTER is a registered trademark of Thoroughbred Ratings Pty Ltd.

### Disclaimer.

HRNZ and NZMTC and Thoroughbred Ratings Pty Ltd accepts no responsibility for the completeness or accuracy of any of the information contained herein, and makes no representations about its suitability for any particular purpose. Users should make their own judgements about those matters and/or seek independent advice. You assume all risks associated with use of the data provided on this page.



# Race Results



November 12, 2024, Race 10, AVON CITY FORD TROT, Distance 2600m, Addington - Survey 3200m

Result	TAB no.	Horse (Barrier)	2600 to	2400m to
1st	13	<b>Sunny Louis (12)</b>	<b>2400m</b>	<b>2200m</b>
		Position in running (margin)	-	10(12.0)
		Sectional time (s)	17.67	14.85
		Cumulative time (s)	200.87	183.20
		Speed (m/s)	11.32	13.47
		Stride length (m)	5.74	6.17
		Stride duration (s)	0.466	0.458
		Stride efficiency (%)	51.53	59.52
		Stride count	34.83	32.41

#### Disclaimer.

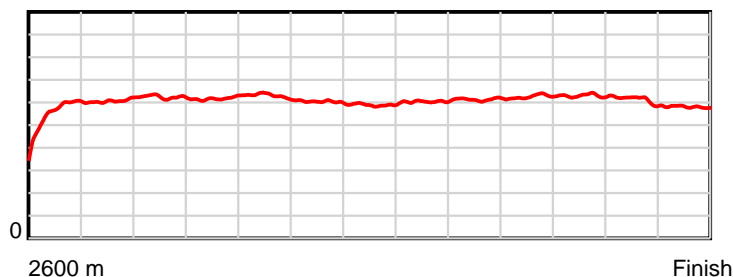
HRNZ and NZMTC and Thoroughbred Ratings Pty Ltd accepts no responsibility for the completeness or accuracy of any of the information contained herein, and makes no representations about its suitability for any particular purpose. Users should make their own judgements about those matters and/or seek independent advice. You assume all risks associated with use of the data provided on this page.

# Race Results

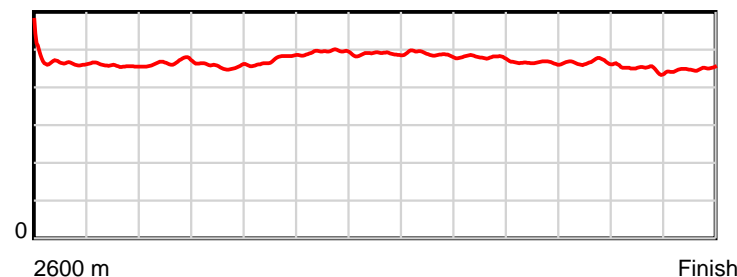
November 12, 2024, Race 10, AVON CITY FORD TROT, Distance 2600m, Addington - Survey 3200m

Result	TAB no.	Horse (Barrier)	2200m to	2000m to	1800m to	1600m to	1400m to	1200m to	1000m to	800m to	600m to	400m to	200m to	Total or	Margin
1st	13	<b>Sunny Louis (12)</b>	<b>2000m</b>	<b>1800m</b>	<b>1600m</b>	<b>1400m</b>	<b>1200m</b>	<b>1000m</b>	<b>800m</b>	<b>600m</b>	<b>400m</b>	<b>200m</b>	<b>WP</b>	<b>Average</b>	
		Position in running (margin)	9(14.3)	8(12.9)	6(8.8)	6(6.5)	6(7.5)	6(7.2)	6(6.6)	7(6.8)	7(5.0)	6(5.7)	2(0.2)		0.00
		Sectional time (s)	14.44	14.53	15.09	16.60	16.38	15.86	15.34	14.68	15.06	15.19	15.18		
		Cumulative time (s)	168.35	153.91	139.38	124.29	107.69	91.31	75.45	60.11	45.43	30.37	15.18	3:20.87	
		Speed (m/s)	13.85	13.76	13.25	12.05	12.21	12.61	13.04	13.62	13.28	13.17	13.18	12.94	
		Stride length (m)	6.45	6.29	6.25	5.95	5.96	6.16	6.26	6.34	6.20	5.91	5.92	6.12	
		Stride duration (s)	0.466	0.457	0.472	0.494	0.488	0.488	0.480	0.465	0.467	0.449	0.449	0.473	
		Stride efficiency (%)	65.06	61.78	61.06	55.28	55.60	59.27	61.23	62.72	60.11	54.59	54.78	58.47	
		Stride count	31.00	31.81	31.99	33.62	33.53	32.47	31.95	31.57	32.25	33.84	33.78	425.05	

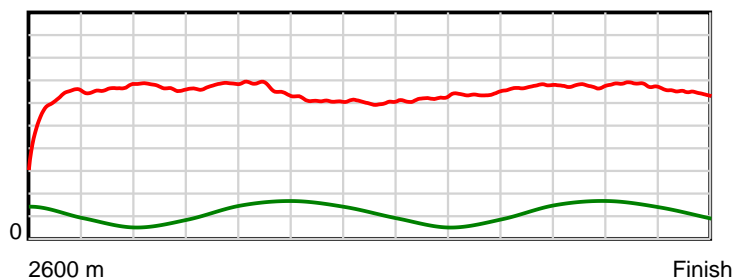
10 m Stride length



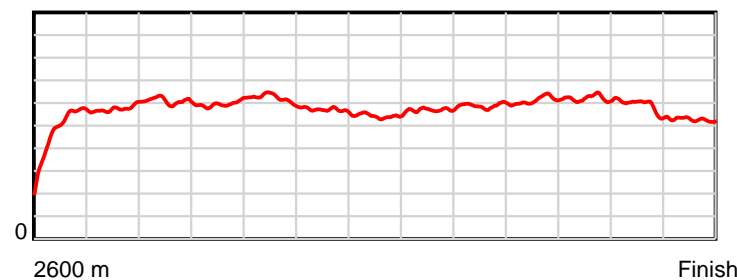
0.6 s Stride duration



20 m/sec Speed



100 % Stride efficiency



Note: Horizontal distance axis grid lines are 200m furlongs.

## Disclaimer.

HRNZ and NZMTC and Thoroughbred Ratings Pty Ltd accepts no responsibility for the completeness or accuracy of any of the information contained herein, and makes no representations about its suitability for any particular purpose. Users should make their own judgements about those matters and/or seek independent advice. You assume all risks associated with use of the data provided on this page.



# Race Results



November 12, 2024, Race 10, AVON CITY FORD TROT, Distance 2600m, Addington - Survey 3200m

Result	TAB no.	Horse (Barrier)	2600 to	2400m to
2nd	4	Jordan Anne (4)	2400m	2200m
		Position in running (margin)	-	6(7.6)
		Sectional time (s)	16.88	15.23
		Cumulative time (s)	201.76	184.88
		Speed (m/s)	11.85	13.13
		Stride length (m)	5.31	5.83
		Stride duration (s)	0.434	0.444
		Stride efficiency (%)	44.01	53.07
		Stride count	37.69	34.32

#### Disclaimer.

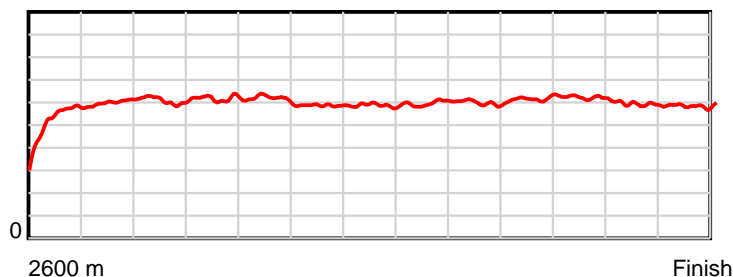
HRNZ and NZMTC and Thoroughbred Ratings Pty Ltd accepts no responsibility for the completeness or accuracy of any of the information contained herein, and makes no representations about its suitability for any particular purpose. Users should make their own judgements about those matters and/or seek independent advice. You assume all risks associated with use of the data provided on this page.

# Race Results

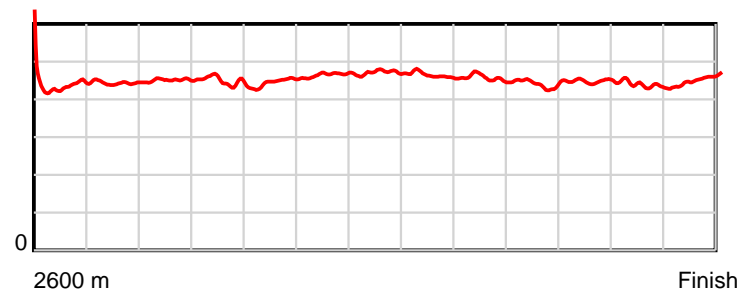
November 12, 2024, Race 10, AVON CITY FORD TROT, Distance 2600m, Addington - Survey 3200m

Result	TAB no.	Horse (Barrier)	2200m to	2000m to	1800m to	1600m to	1400m to	1200m to	1000m to	800m to	600m to	400m to	200m to	Total or	Margin
2nd	4	Jordan Anne (4)	2000m	1800m	1600m	1400m	1200m	1000m	800m	600m	400m	200m	WP	Average	
		Position in running (margin)	8(12.1)	9(15.8)	9(13.0)	9(9.9)	8(9.7)	8(8.7)	8(8.8)	9(10.2)	9(7.2)	8(7.3)	6(3.0)		4.80
		Sectional time (s)	15.27	14.76	14.96	16.40	16.26	15.97	15.54	14.50	14.95	15.38	15.66		
		Cumulative time (s)	169.65	154.38	139.62	124.66	108.26	92.00	76.03	60.49	45.99	31.04	15.66	3:21.76	
		Speed (m/s)	13.10	13.55	13.37	12.20	12.30	12.52	12.87	13.79	13.38	13.00	12.77	12.89	
		Stride length (m)	5.91	6.09	5.96	5.68	5.79	5.81	5.87	6.09	5.99	5.70	5.79	5.82	
		Stride duration (s)	0.451	0.449	0.445	0.465	0.471	0.464	0.456	0.442	0.447	0.438	0.453	0.452	
		Stride efficiency (%)	54.50	57.93	55.42	50.34	52.41	52.68	53.84	57.99	55.99	50.69	52.38	52.98	
		Stride count	33.87	32.85	33.58	35.24	34.54	34.45	34.07	32.83	33.41	35.12	34.55	446.52	

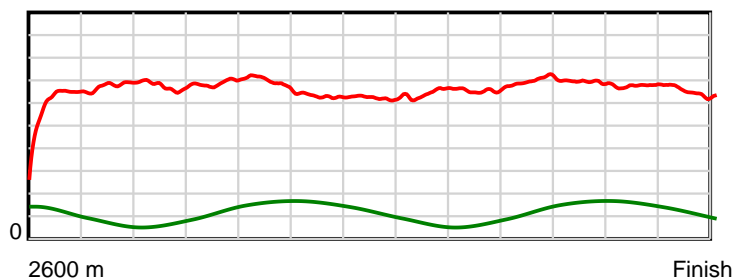
10 m Stride length



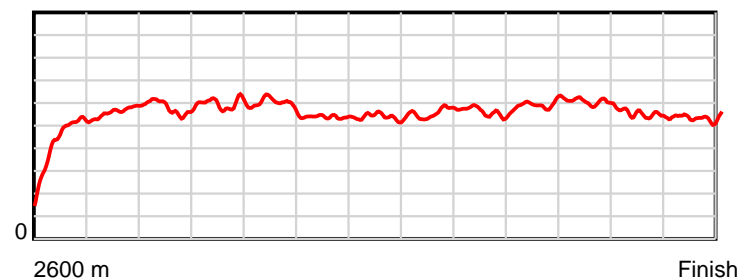
0.6 s Stride duration



20 m/sec Speed



100 % Stride efficiency



Note: Horizontal distance axis grid lines are 200m furlongs.

## Disclaimer.

HRNZ and NZMTC and Thoroughbred Ratings Pty Ltd accepts no responsibility for the completeness or accuracy of any of the information contained herein, and makes no representations about its suitability for any particular purpose. Users should make their own judgements about those matters and/or seek independent advice. You assume all risks associated with use of the data provided on this page.



# Race Results



November 12, 2024, Race 10, AVON CITY FORD TROT, Distance 2600m, Addington - Survey 3200m

Result	TAB no.	Horse (Barrier)	2600 to 2400m	2400m to 2200m
3rd	10	<b>Krackaling (9)</b>	<b>2400m</b>	<b>2200m</b>
		Position in running (margin)	-	2(2.8)
		Sectional time (s)	16.26	14.52
		Cumulative time (s)	201.97	185.71
		Speed (m/s)	12.30	13.77
		Stride length (m)	5.94	6.50
		Stride duration (s)	0.468	0.472
		Stride efficiency (%)	55.14	66.09
		Stride count	33.67	30.75

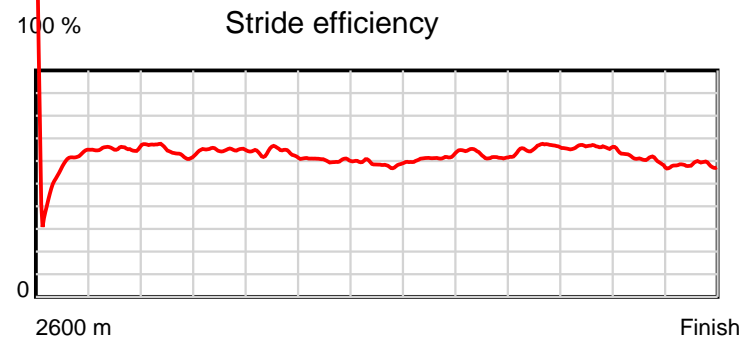
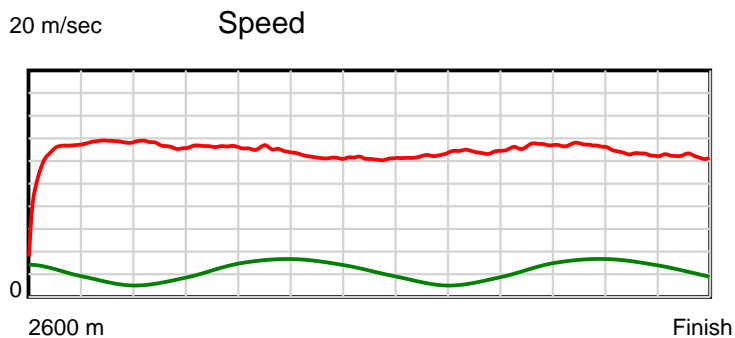
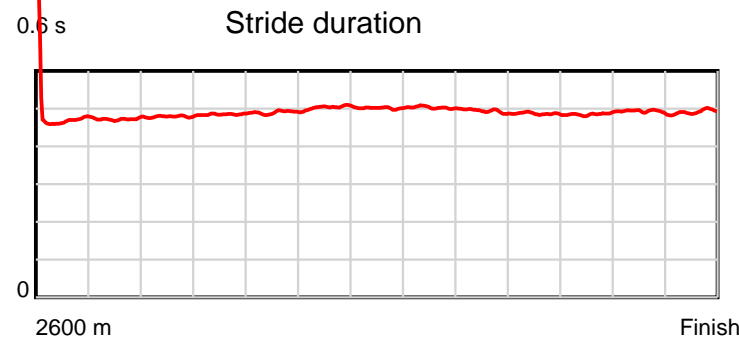
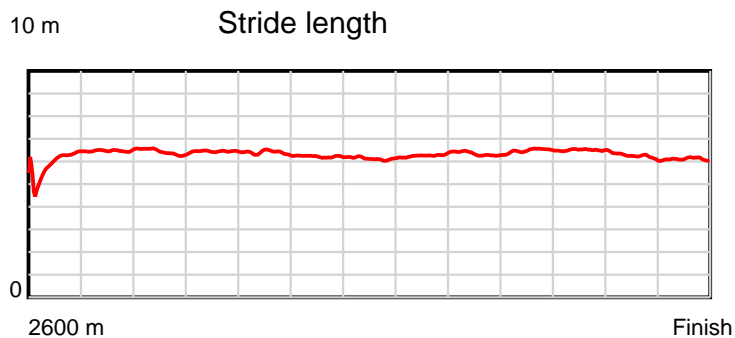
## Disclaimer.

HRNZ and NZMTC and Thoroughbred Ratings Pty Ltd accepts no responsibility for the completeness or accuracy of any of the information contained herein, and makes no representations about its suitability for any particular purpose. Users should make their own judgements about those matters and/or seek independent advice. You assume all risks associated with use of the data provided on this page.

# Race Results

November 12, 2024, Race 10, AVON CITY FORD TROT, Distance 2600m, Addington - Survey 3200m

Result	TAB no.	Horse (Barrier)	2200m to	2000m to	1800m to	1600m to	1400m to	1200m to	1000m to	800m to	600m to	400m to	200m to	Total or	Margin
3rd	10	<b>Krackaling (9)</b>	<b>2000m</b>	<b>1800m</b>	<b>1600m</b>	<b>1400m</b>	<b>1200m</b>	<b>1000m</b>	<b>800m</b>	<b>600m</b>	<b>400m</b>	<b>200m</b>	<b>WP</b>	<b>Average</b>	
		Position in running (margin)	2(3.1)	2(3.3)	2(2.3)	2(1.5)	2(2.4)	2(2.0)	2(1.6)	2(2.5)	3(1.9)	3(2.1)	4(1.8)		5.90
		Sectional time (s)	14.70	15.05	15.34	16.59	16.36	15.88	15.46	14.89	14.96	16.07	15.89		
		Cumulative time (s)	171.19	156.49	141.44	126.10	109.51	93.15	77.27	61.81	46.92	31.96	15.89	3:21.97	
		Speed (m/s)	13.61	13.29	13.04	12.06	12.22	12.59	12.94	13.43	13.37	12.45	12.59	12.87	
		Stride length (m)	6.51	6.44	6.39	6.07	6.13	6.33	6.39	6.53	6.49	6.13	6.18	6.31	
		Stride duration (s)	0.479	0.485	0.490	0.503	0.502	0.503	0.494	0.486	0.486	0.493	0.491	0.490	
		Stride efficiency (%)	66.33	64.87	63.73	57.60	58.72	62.66	63.76	66.67	65.88	58.78	59.76	62.14	
		Stride count	30.70	31.04	31.32	32.94	32.63	31.58	31.31	30.62	30.80	32.61	32.34	412.31	



Note: Horizontal distance axis grid lines are 200m furlongs.

#### Disclaimer.

HRNZ and NZMTC and Thoroughbred Ratings Pty Ltd accepts no responsibility for the completeness or accuracy of any of the information contained herein, and makes no representations about its suitability for any particular purpose. Users should make their own judgements about those matters and/or seek independent advice. You assume all risks associated with use of the data provided on this page.



# Race Results



November 12, 2024, Race 10, AVON CITY FORD TROT, Distance 2600m, Addington - Survey 3200m

Result	TAB no.	Horse (Barrier)	2600 to	2400m to
4th	2	Majesdix (2)	2400m	2200m
		Position in running (margin)	-	3(5.6)
		Sectional time (s)	16.45	14.79
		Cumulative time (s)	201.98	185.53
		Speed (m/s)	12.16	13.52
		Stride length (m)	5.37	5.91
		Stride duration (s)	0.433	0.437
		Stride efficiency (%)	45.09	54.54
		Stride count	37.23	33.85

#### Disclaimer.

HRNZ and NZMTC and Thoroughbred Ratings Pty Ltd accepts no responsibility for the completeness or accuracy of any of the information contained herein, and makes no representations about its suitability for any particular purpose. Users should make their own judgements about those matters and/or seek independent advice. You assume all risks associated with use of the data provided on this page.

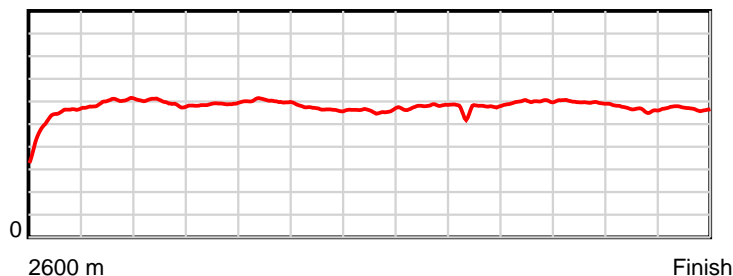


# Race Results

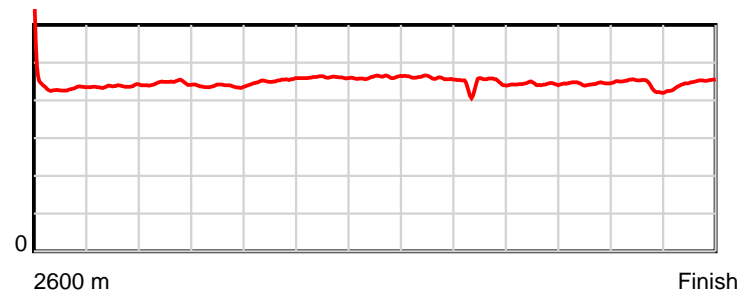
November 12, 2024, Race 10, AVON CITY FORD TROT, Distance 2600m, Addington - Survey 3200m

Result	TAB no.	Horse (Barrier)	2200m to	2000m to	1800m to	1600m to	1400m to	1200m to	1000m to	800m to	600m to	400m to	200m to	Total or	Margin
4th	2	Majesdix (2)	2000m	1800m	1600m	1400m	1200m	1000m	800m	600m	400m	200m	WP	Average	
		Position in running (margin)	3(7.5)	3(8.9)	4(6.5)	4(4.8)	4(4.9)	4(4.4)	4(4.3)	5(4.9)	5(4.3)	5(4.7)	7(3.2)		6.00
		Sectional time (s)	14.90	14.81	15.19	16.45	16.35	15.93	15.41	14.89	15.00	15.85	15.96		
		Cumulative time (s)	170.74	155.84	141.03	125.84	109.39	93.04	77.11	61.70	46.81	31.81	15.96	3:21.98	
		Speed (m/s)	13.42	13.50	13.17	12.16	12.23	12.55	12.98	13.43	13.33	12.62	12.53	12.87	
		Stride length (m)	5.99	5.91	5.94	5.60	5.64	5.77	5.77	5.95	5.93	5.59	5.60	5.76	
		Stride duration (s)	0.446	0.438	0.452	0.461	0.461	0.460	0.445	0.443	0.445	0.442	0.447	0.448	
		Stride efficiency (%)	56.05	54.57	55.19	48.99	49.72	52.08	52.01	55.34	54.97	48.74	49.00	51.86	
		Stride count	33.39	33.84	33.65	35.72	35.46	34.64	34.67	33.61	33.72	35.81	35.72	451.31	

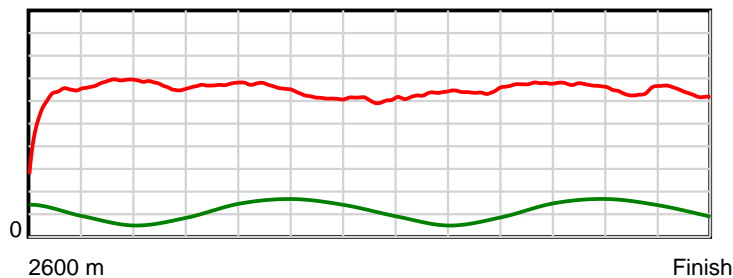
10 m Stride length



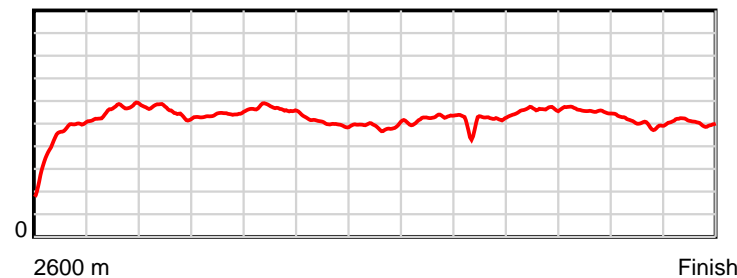
0.6 s Stride duration



20 m/sec Speed



100 % Stride efficiency



Note: Horizontal distance axis grid lines are 200m furlongs.

**Disclaimer.**

HRNZ and NZMTC and Thoroughbred Ratings Pty Ltd accepts no responsibility for the completeness or accuracy of any of the information contained herein, and makes no representations about its suitability for any particular purpose. Users should make their own judgements about those matters and/or seek independent advice. You assume all risks associated with use of the data provided on this page.



# Race Results



November 12, 2024, Race 10, AVON CITY FORD TROT, Distance 2600m, Addington - Survey 3200m

Result	TAB no.	Horse (Barrier)	2600 to	2400m to
5th	14	Here Comes Jan... (13)	2400m	2200m
		Position in running (margin)	-	12(13.7)
		Sectional time (s)	17.87	15.26
		Cumulative time (s)	202.34	184.47
		Speed (m/s)	11.19	13.11
		Stride length (m)	5.55	6.00
		Stride duration (s)	0.446	0.458
		Stride efficiency (%)	48.10	56.25
		Stride count	36.05	33.34

#### Disclaimer.

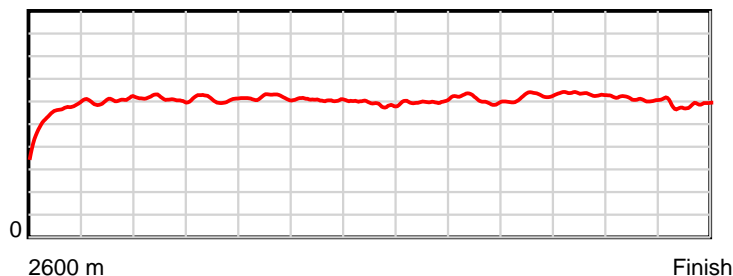
HRNZ and NZMTC and Thoroughbred Ratings Pty Ltd accepts no responsibility for the completeness or accuracy of any of the information contained herein, and makes no representations about its suitability for any particular purpose. Users should make their own judgements about those matters and/or seek independent advice. You assume all risks associated with use of the data provided on this page.

# Race Results

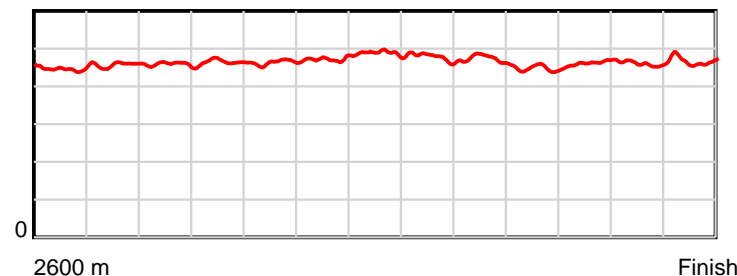
November 12, 2024, Race 10, AVON CITY FORD TROT, Distance 2600m, Addington - Survey 3200m

Result	TAB no.	Horse (Barrier)	2200m to	2000m to	1800m to	1600m to	1400m to	1200m to	1000m to	800m to	600m to	400m to	200m to	Total or	Margin
5th	14	Here Comes Jan... (13)	2000m	1800m	1600m	1400m	1200m	1000m	800m	600m	400m	200m	WP	Average	
		Position in running (margin)	11(18.4)	11(20.1)	11(19.7)	12(17.5)	12(14.1)	12(14.1)	12(13.5)	12(14.1)	11(9.9)	11(9.4)	8(5.0)		7.90
		Sectional time (s)	14.94	15.16	15.10	15.88	16.43	15.85	15.41	14.28	14.86	15.37	15.93		
		Cumulative time (s)	169.21	154.27	139.11	124.01	108.13	91.70	75.85	60.44	46.16	31.30	15.93	3:22.34	
		Speed (m/s)	13.39	13.19	13.25	12.59	12.17	12.62	12.98	14.01	13.46	13.01	12.55	12.85	
		Stride length (m)	6.13	6.13	6.13	5.95	5.94	6.03	6.13	6.26	6.23	5.99	5.87	6.02	
		Stride duration (s)	0.458	0.465	0.463	0.472	0.488	0.478	0.473	0.447	0.463	0.460	0.467	0.469	
		Stride efficiency (%)	58.80	58.76	58.77	55.33	55.10	56.85	58.80	61.25	60.63	56.05	53.79	56.66	
		Stride count	32.60	32.62	32.61	33.61	33.68	33.16	32.60	31.94	32.11	33.39	34.09	431.80	

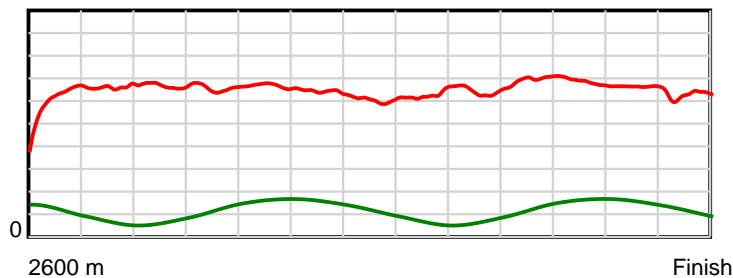
10 m Stride length



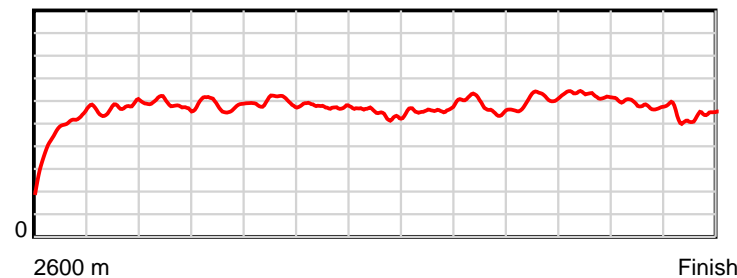
0.6 s Stride duration



20 m/sec Speed



100 % Stride efficiency



Note: Horizontal distance axis grid lines are 200m furlongs.

## Disclaimer.

HRNZ and NZMTC and Thoroughbred Ratings Pty Ltd accepts no responsibility for the completeness or accuracy of any of the information contained herein, and makes no representations about its suitability for any particular purpose. Users should make their own judgements about those matters and/or seek independent advice. You assume all risks associated with use of the data provided on this page.



# Race Results



November 12, 2024, Race 10, AVON CITY FORD TROT, Distance 2600m, Addington - Survey 3200m

Result	TAB no.	Horse (Barrier)	2600 to	2400m to
6th	15	<b>The Bloss (14)</b>	<b>2400m</b>	<b>2200m</b>
		Position in running (margin)	-	7(8.0)
		Sectional time (s)	16.84	14.72
		Cumulative time (s)	202.37	185.53
		Speed (m/s)	11.88	13.59
		Stride length (m)	5.64	6.05
		Stride duration (s)	0.440	0.445
		Stride efficiency (%)	49.66	57.18
		Stride count	35.48	33.06

#### Disclaimer.

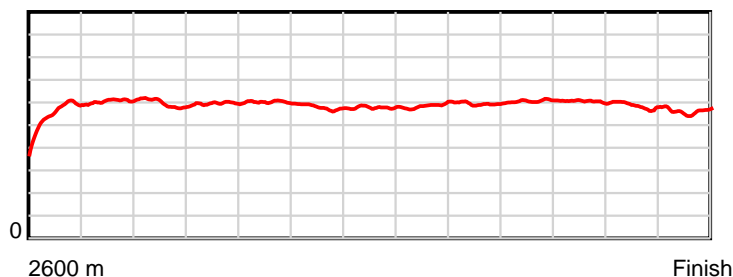
HRNZ and NZMTC and Thoroughbred Ratings Pty Ltd accepts no responsibility for the completeness or accuracy of any of the information contained herein, and makes no representations about its suitability for any particular purpose. Users should make their own judgements about those matters and/or seek independent advice. You assume all risks associated with use of the data provided on this page.

# Race Results

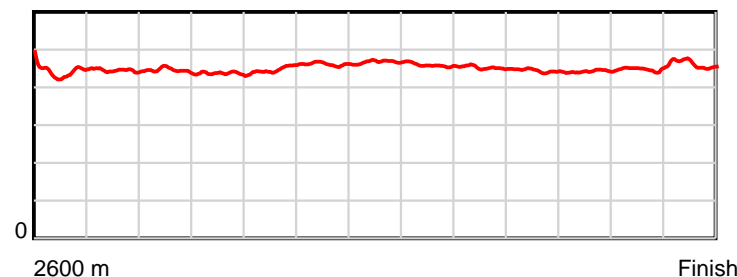
November 12, 2024, Race 10, AVON CITY FORD TROT, Distance 2600m, Addington - Survey 3200m

Result	TAB no.	Horse (Barrier)	2200m to	2000m to	1800m to	1600m to	1400m to	1200m to	1000m to	800m to	600m to	400m to	200m to	Total or	Margin
6th	15	<b>The Bloss (14)</b>	<b>2000m</b>	<b>1800m</b>	<b>1600m</b>	<b>1400m</b>	<b>1200m</b>	<b>1000m</b>	<b>800m</b>	<b>600m</b>	<b>400m</b>	<b>200m</b>	<b>WP</b>	<b>Average</b>	
		Position in running (margin)	5(9.5)	4(9.3)	5(6.6)	5(4.9)	5(6.6)	5(5.4)	5(5.0)	4(4.5)	4(2.8)	4(3.2)	5(2.3)		8.10
		Sectional time (s)	14.63	14.76	15.20	16.71	16.23	15.90	15.22	14.71	14.99	15.96	16.50		
		Cumulative time (s)	170.81	156.18	141.42	126.22	109.51	93.28	77.38	62.16	47.45	32.46	16.50	3:22.37	
		Speed (m/s)	13.67	13.55	13.16	11.97	12.32	12.58	13.14	13.60	13.34	12.53	12.12	12.85	
		Stride length (m)	6.09	5.92	5.87	5.52	5.76	5.77	5.94	6.04	5.90	5.62	5.59	5.82	
		Stride duration (s)	0.446	0.437	0.446	0.462	0.467	0.458	0.452	0.444	0.442	0.448	0.461	0.453	
		Stride efficiency (%)	57.99	54.81	53.76	47.67	51.85	51.99	55.22	57.02	54.32	49.32	48.85	52.89	
		Stride count	32.83	33.77	34.10	36.21	34.72	34.67	33.65	33.11	33.92	35.60	35.77	446.89	

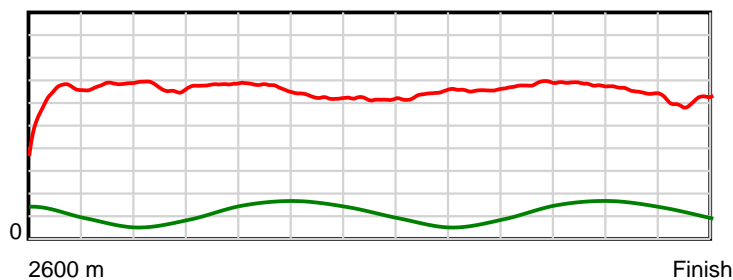
10 m Stride length



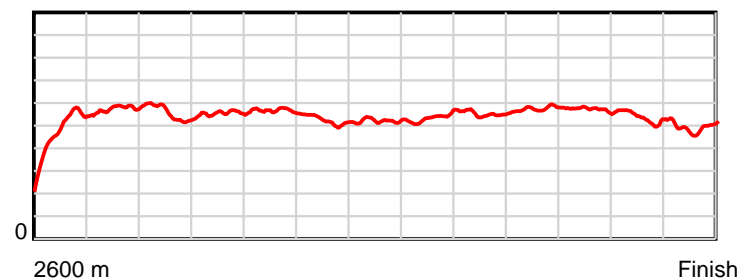
0.6 s Stride duration



20 m/sec Speed



100 % Stride efficiency



Note: Horizontal distance axis grid lines are 200m furlongs.

## Disclaimer.

HRNZ and NZMTC and Thoroughbred Ratings Pty Ltd accepts no responsibility for the completeness or accuracy of any of the information contained herein, and makes no representations about its suitability for any particular purpose. Users should make their own judgements about those matters and/or seek independent advice. You assume all risks associated with use of the data provided on this page.



# Race Results



November 12, 2024, Race 10, AVON CITY FORD TROT, Distance 2600m, Addington - Survey 3200m

Result	TAB no.	Horse (Barrier)	2600 to	2400m to
7th	18	<b>Rock Lobster (0)</b>	<b>2400m</b>	<b>2200m</b>
		Position in running (margin)	-	8(8.3)
		Sectional time (s)	16.94	14.96
		Cumulative time (s)	202.43	185.49
		Speed (m/s)	11.81	13.37
		Stride length (m)	5.65	5.88
		Stride duration (s)	0.433	0.440
		Stride efficiency (%)	49.95	54.11
		Stride count	35.37	33.99

#### Disclaimer.

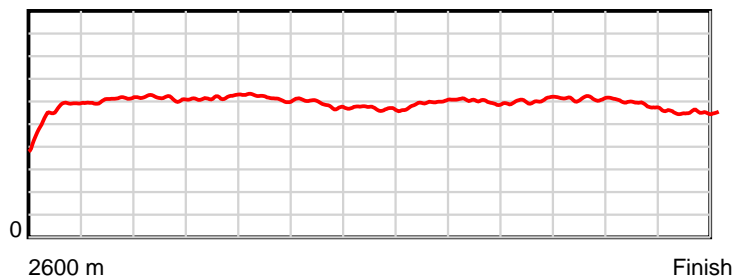
HRNZ and NZMTC and Thoroughbred Ratings Pty Ltd accepts no responsibility for the completeness or accuracy of any of the information contained herein, and makes no representations about its suitability for any particular purpose. Users should make their own judgements about those matters and/or seek independent advice. You assume all risks associated with use of the data provided on this page.

# Race Results

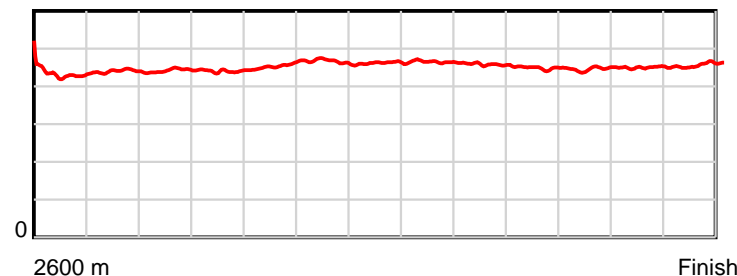
November 12, 2024, Race 10, AVON CITY FORD TROT, Distance 2600m, Addington - Survey 3200m

Result	TAB no.	Horse (Barrier)	2200m to	2000m to	1800m to	1600m to	1400m to	1200m to	1000m to	800m to	600m to	400m to	200m to	Total or	Margin
7th	18	<b>Rock Lobster (0)</b>	<b>2000m</b>	<b>1800m</b>	<b>1600m</b>	<b>1400m</b>	<b>1200m</b>	<b>1000m</b>	<b>800m</b>	<b>600m</b>	<b>400m</b>	<b>200m</b>	<b>WP</b>	<b>Average</b>	
		Position in running (margin)	7(11.1)	6(11.5)	3(6.0)	3(3.4)	3(4.5)	3(3.6)	3(3.3)	3(3.2)	2(1.4)	2(0.8)	3(1.4)		8.40
		Sectional time (s)	14.72	14.29	15.04	16.62	16.28	15.89	15.29	14.70	14.83	16.22	16.65		
		Cumulative time (s)	170.53	155.81	141.52	126.48	109.86	93.58	77.69	62.40	47.70	32.87	16.65	3:22.43	
		Speed (m/s)	13.59	14.00	13.30	12.03	12.29	12.59	13.08	13.61	13.49	12.33	12.01	12.84	
		Stride length (m)	6.00	6.17	6.04	5.60	5.68	5.85	5.98	6.11	6.02	5.55	5.50	5.84	
		Stride duration (s)	0.442	0.441	0.454	0.465	0.462	0.465	0.457	0.449	0.446	0.450	0.458	0.455	
		Stride efficiency (%)	56.26	59.42	57.04	49.04	50.42	53.53	55.94	58.24	56.69	48.21	47.23	53.32	
		Stride count	33.33	32.43	33.10	35.70	35.21	34.17	33.43	32.76	33.21	36.01	36.38	445.09	

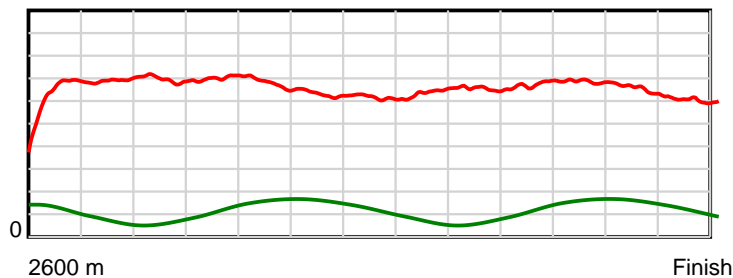
10 m Stride length



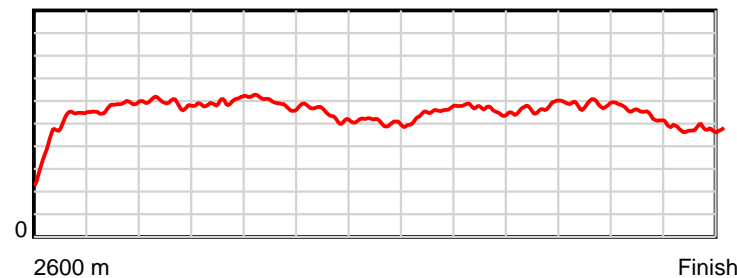
0.6 s Stride duration



20 m/sec Speed



100 % Stride efficiency



Note: Horizontal distance axis grid lines are 200m furlongs.

## Disclaimer.

HRNZ and NZMTC and Thoroughbred Ratings Pty Ltd accepts no responsibility for the completeness or accuracy of any of the information contained herein, and makes no representations about its suitability for any particular purpose. Users should make their own judgements about those matters and/or seek independent advice. You assume all risks associated with use of the data provided on this page.



# Race Results



November 12, 2024, Race 10, AVON CITY FORD TROT, Distance 2600m, Addington - Survey 3200m

Result	TAB no.	Horse (Barrier)	2600 to	2400m to
8th	17	<b>Ready Set Jet (1)</b>	<b>2400m</b>	<b>2200m</b>
		Position in running (margin)	-	11(13.6)
		Sectional time (s)	17.90	15.59
		Cumulative time (s)	202.87	184.97
		Speed (m/s)	11.18	12.83
		Stride length (m)	5.88	6.23
		Stride duration (s)	0.478	0.485
		Stride efficiency (%)	54.01	60.58
		Stride count	34.02	32.12

#### Disclaimer.

HRNZ and NZMTC and Thoroughbred Ratings Pty Ltd accepts no responsibility for the completeness or accuracy of any of the information contained herein, and makes no representations about its suitability for any particular purpose. Users should make their own judgements about those matters and/or seek independent advice. You assume all risks associated with use of the data provided on this page.



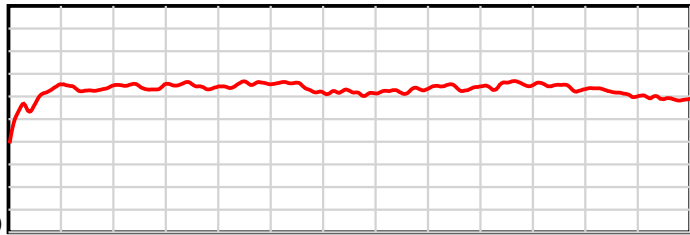
# Race Results

November 12, 2024, Race 10, AVON CITY FORD TROT, Distance 2600m, Addington - Survey 3200m

Result	TAB no.	Horse (Barrier)	2200m to	2000m to	1800m to	1600m to	1400m to	1200m to	1000m to	800m to	600m to	400m to	200m to	Total or	Margin
8th	17	Ready Set Jet (1)	2000m	1800m	1600m	1400m	1200m	1000m	800m	600m	400m	200m	WP	Average	
		Position in running (margin)	12(20.2)	12(22.1)	12(21.6)	11(15.1)	11(12.5)	11(11.9)	11(10.8)	10(10.7)	10(8.5)	10(8.8)	10(6.8)		10.80
		Sectional time (s)	14.99	15.13	14.39	15.99	16.33	15.77	15.30	14.62	14.98	15.77	16.11		
		Cumulative time (s)	169.38	154.39	139.26	124.87	108.88	92.55	76.78	61.48	46.86	31.88	16.11	3:22.87	
		Speed (m/s)	13.34	13.22	13.90	12.51	12.25	12.68	13.07	13.68	13.35	12.68	12.41	12.82	
		Stride length (m)	6.42	6.41	6.37	6.16	6.17	6.24	6.39	6.51	6.21	5.73	5.92	6.19	
		Stride duration (s)	0.481	0.485	0.458	0.493	0.503	0.492	0.489	0.476	0.465	0.452	0.477	0.483	
		Stride efficiency (%)	64.38	64.25	63.38	59.36	59.40	60.89	63.85	66.14	60.20	51.34	54.73	59.96	
		Stride count	31.16	31.19	31.40	32.45	32.44	32.04	31.29	30.74	32.22	34.89	33.79	419.75	

10 m

Stride length

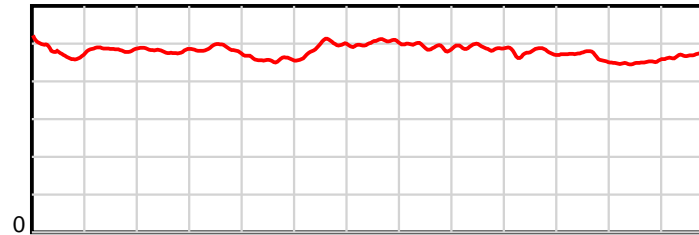


2600 m

Finish

0.6 s

Stride duration

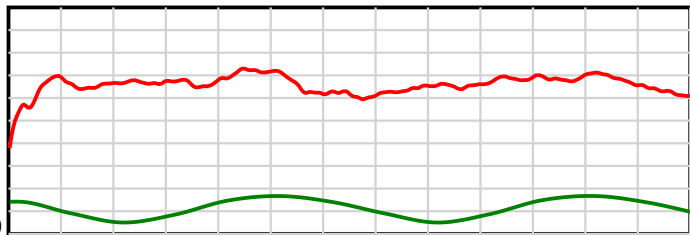


2600 m

Finish

20 m/sec

Speed

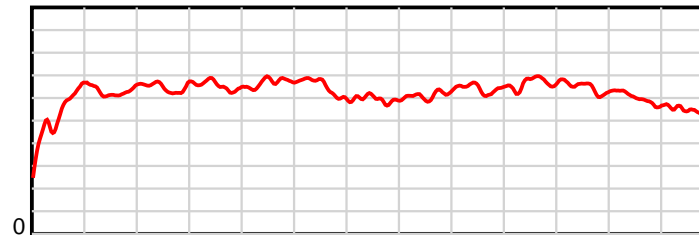


2600 m

Finish

100 %

Stride efficiency



2600 m

Finish

Note: Horizontal distance axis grid lines are 200m furlongs.

**Disclaimer.**

HRNZ and NZMTC and Thoroughbred Ratings Pty Ltd accepts no responsibility for the completeness or accuracy of any of the information contained herein, and makes no representations about its suitability for any particular purpose. Users should make their own judgements about those matters and/or seek independent advice. You assume all risks associated with use of the data provided on this page.



# Race Results



November 12, 2024, Race 10, AVON CITY FORD TROT, Distance 2600m, Addington - Survey 3200m

Result	TAB no.	Horse (Barrier)	2600 to	2400m to
9th	12	Prince Teka (11)	2400m	2200m
		Position in running (margin)	-	1(0.0)
		Sectional time (s)	15.66	14.48
		Cumulative time (s)	202.90	187.24
		Speed (m/s)	12.78	13.81
		Stride length (m)	5.67	6.07
		Stride duration (s)	0.440	0.440
		Stride efficiency (%)	50.25	57.64
		Stride count	35.27	32.93

## Disclaimer.

HRNZ and NZMTC and Thoroughbred Ratings Pty Ltd accepts no responsibility for the completeness or accuracy of any of the information contained herein, and makes no representations about its suitability for any particular purpose. Users should make their own judgements about those matters and/or seek independent advice. You assume all risks associated with use of the data provided on this page.

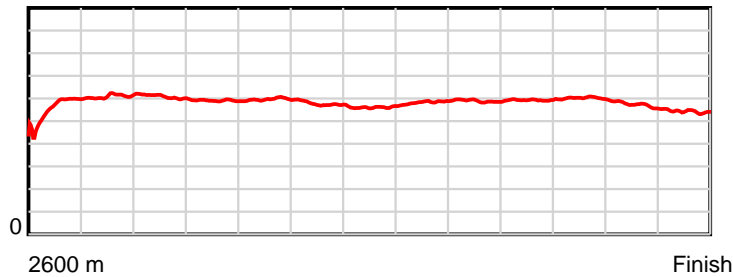


# Race Results

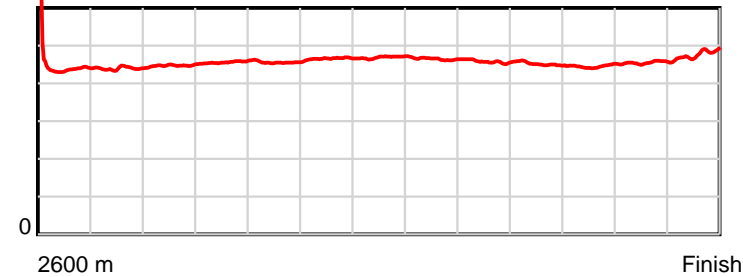
November 12, 2024, Race 10, AVON CITY FORD TROT, Distance 2600m, Addington - Survey 3200m

Result	TAB no.	Horse (Barrier)	2200m to	2000m to	1800m to	1600m to	1400m to	1200m to	1000m to	800m to	600m to	400m to	200m to	Total or	Margin
9th	12	Prince Teka (11)	2000m	1800m	1600m	1400m	1200m	1000m	800m	600m	400m	200m	WP	Average	
		Position in running (margin)	1(0.0)	1(0.0)	1(0.0)	1(0.0)	1(0.0)	1(0.0)	1(0.0)	1(0.0)	1(0.0)	1(0.0)	1(0.0)		11.00
		Sectional time (s)	14.66	15.21	15.48	16.43	16.43	15.95	15.31	14.99	14.94	16.10	17.26		
		Cumulative time (s)	172.76	158.10	142.89	127.41	110.98	94.55	78.60	63.29	48.30	33.36	17.26	3:22.90	
		Speed (m/s)	13.64	13.15	12.92	12.17	12.17	12.54	13.06	13.34	13.39	12.42	11.59	12.81	
		Stride length (m)	6.09	5.99	5.89	5.67	5.71	5.83	5.98	6.02	5.97	5.65	5.54	5.85	
		Stride duration (s)	0.447	0.456	0.456	0.466	0.469	0.465	0.458	0.452	0.446	0.455	0.478	0.456	
		Stride efficiency (%)	58.05	56.11	54.29	50.20	50.91	53.04	55.93	56.72	55.62	49.81	47.91	53.42	
		Stride count	32.82	33.38	33.93	35.29	35.04	34.33	33.43	33.20	33.52	35.42	36.12	444.68	

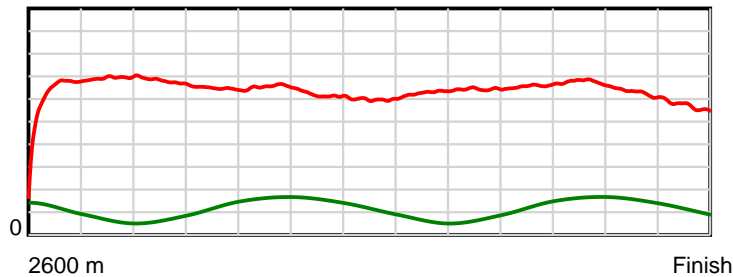
10 m Stride length



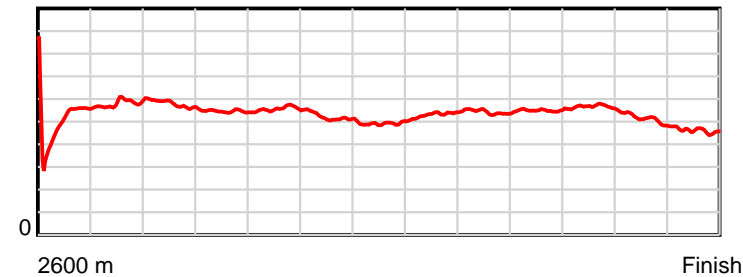
0.6 s Stride duration



20 m/sec Speed



100 % Stride efficiency



Note: Horizontal distance axis grid lines are 200m furlongs.

## Disclaimer.

HRNZ and NZMTC and Thoroughbred Ratings Pty Ltd accepts no responsibility for the completeness or accuracy of any of the information contained herein, and makes no representations about its suitability for any particular purpose. Users should make their own judgements about those matters and/or seek independent advice. You assume all risks associated with use of the data provided on this page.



# Race Results



November 12, 2024, Race 10, AVON CITY FORD TROT, Distance 2600m, Addington - Survey 3200m

Result	TAB no.	Horse (Barrier)	2600 to	2400m to
10th	5	<b>Koko Kaboom (5)</b>	<b>2400m</b>	<b>2200m</b>
		Position in running (margin)	-	9(10.1)
		Sectional time (s)	17.23	15.24
		Cumulative time (s)	203.45	186.22
		Speed (m/s)	11.61	13.12
		Stride length (m)	5.56	5.80
		Stride duration (s)	0.461	0.442
		Stride efficiency (%)	48.35	52.51
		Stride count	35.96	34.50

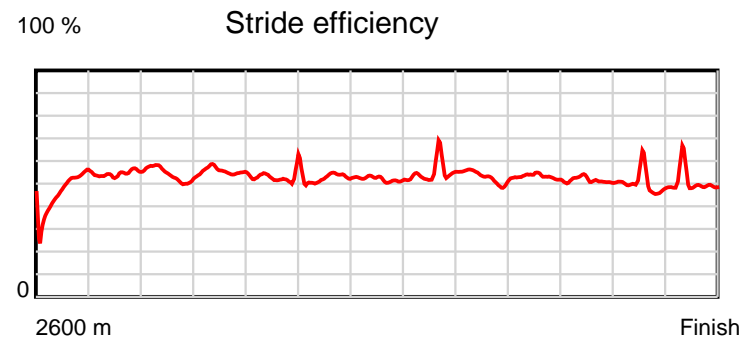
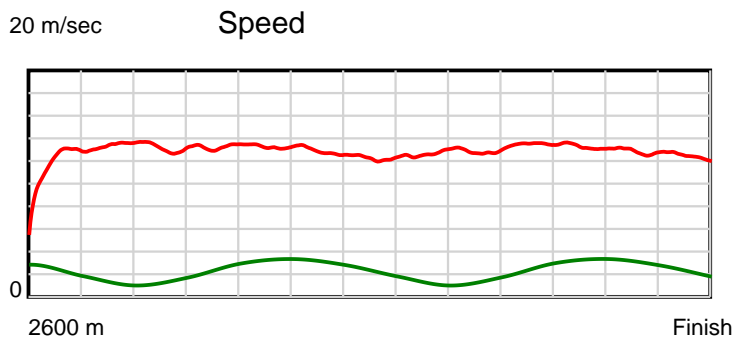
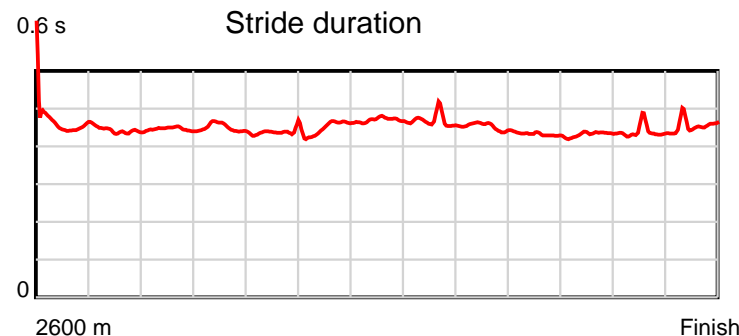
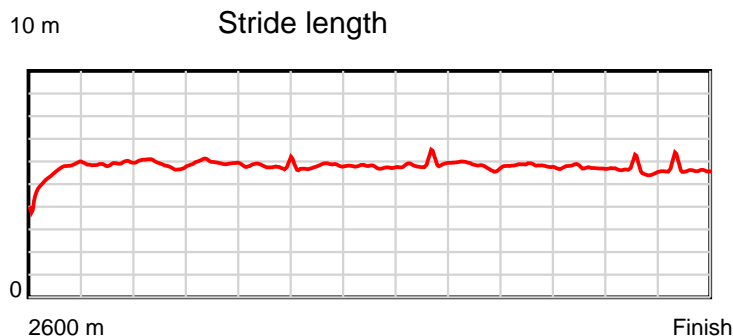
#### Disclaimer.

HRNZ and NZMTC and Thoroughbred Ratings Pty Ltd accepts no responsibility for the completeness or accuracy of any of the information contained herein, and makes no representations about its suitability for any particular purpose. Users should make their own judgements about those matters and/or seek independent advice. You assume all risks associated with use of the data provided on this page.

# Race Results

November 12, 2024, Race 10, AVON CITY FORD TROT, Distance 2600m, Addington - Survey 3200m

Result	TAB no.	Horse (Barrier)	2200m to	2000m to	1800m to	1600m to	1400m to	1200m to	1000m to	800m to	600m to	400m to	200m to	Total or	Margin
10th	5	<b>Koko Kaboom (5)</b>	<b>2000m</b>	<b>1800m</b>	<b>1600m</b>	<b>1400m</b>	<b>1200m</b>	<b>1000m</b>	<b>800m</b>	<b>600m</b>	<b>400m</b>	<b>200m</b>	<b>WP</b>	<b>Average</b>	
		Position in running (margin)	10(14.7)	10(18.0)	10(16.7)	10(15.1)	10(11.4)	10(10.9)	10(10.3)	11(11.0)	12(9.9)	12(12.1)	12(10.7)		13.90
		Sectional time (s)	15.21	14.99	15.21	15.81	16.35	15.84	15.44	14.81	15.29	15.88	16.15		
		Cumulative time (s)	170.98	155.77	140.78	125.57	109.76	93.41	77.57	62.13	47.32	32.03	16.15	3:23.45	
		Speed (m/s)	13.15	13.34	13.15	12.65	12.23	12.63	12.95	13.50	13.08	12.59	12.38	12.78	
		Stride length (m)	5.86	6.00	5.73	5.68	5.75	5.88	5.86	5.83	5.65	5.50	5.64	5.75	
		Stride duration (s)	0.446	0.450	0.435	0.449	0.470	0.466	0.452	0.431	0.432	0.437	0.455	0.450	
		Stride efficiency (%)	53.75	56.29	51.23	50.48	51.67	54.04	53.60	53.06	49.95	47.26	49.66	51.60	
		Stride count	34.10	33.32	34.93	35.19	34.78	34.01	34.15	34.32	35.37	36.37	35.48	452.48	



Note: Horizontal distance axis grid lines are 200m furlongs.

#### Disclaimer.

HRNZ and NZMTC and Thoroughbred Ratings Pty Ltd accepts no responsibility for the completeness or accuracy of any of the information contained herein, and makes no representations about its suitability for any particular purpose. Users should make their own judgements about those matters and/or seek independent advice. You assume all risks associated with use of the data provided on this page.



# Race Results



November 12, 2024, Race 10, AVON CITY FORD TROT, Distance 2600m, Addington - Survey 3200m

Result	TAB no.	Horse (Barrier)	2600 to	2400m to
11th	7	<b>Oliver (7)</b>	<b>2400m</b>	<b>2200m</b>
		Position in running (margin)	-	4(6.1)
		Sectional time (s)	16.50	15.20
		Cumulative time (s)	203.50	187.00
		Speed (m/s)	12.12	13.16
		Stride length (m)	5.52	5.70
		Stride duration (s)	0.440	0.433
		Stride efficiency (%)	47.63	50.77
		Stride count	36.22	35.09

#### Disclaimer.

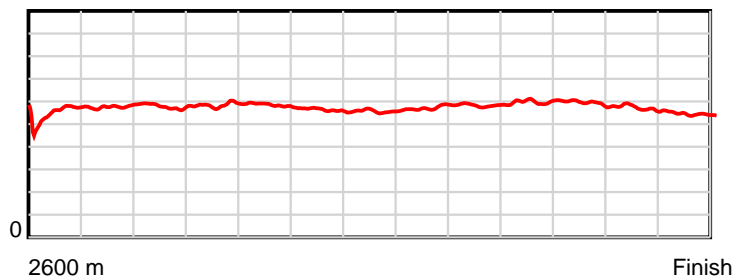
HRNZ and NZMTC and Thoroughbred Ratings Pty Ltd accepts no responsibility for the completeness or accuracy of any of the information contained herein, and makes no representations about its suitability for any particular purpose. Users should make their own judgements about those matters and/or seek independent advice. You assume all risks associated with use of the data provided on this page.

# Race Results

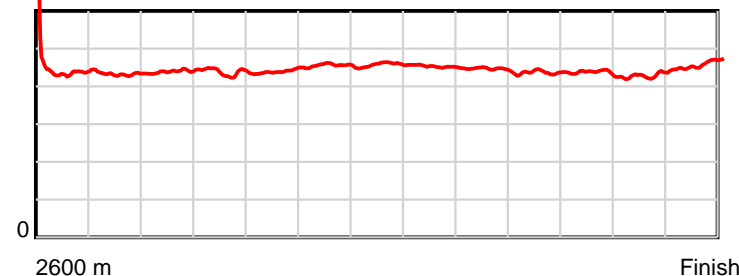
November 12, 2024, Race 10, AVON CITY FORD TROT, Distance 2600m, Addington - Survey 3200m

Result	TAB no.	Horse (Barrier)	2200m to	2000m to	1800m to	1600m to	1400m to	1200m to	1000m to	800m to	600m to	400m to	200m to	Total or	Margin
11th	7	<b>Oliver (7)</b>	<b>2000m</b>	<b>1800m</b>	<b>1600m</b>	<b>1400m</b>	<b>1200m</b>	<b>1000m</b>	<b>800m</b>	<b>600m</b>	<b>400m</b>	<b>200m</b>	<b>WP</b>	<b>Average</b>	
		Position in running (margin)	6(10.4)	7(12.7)	8(11.0)	8(9.4)	9(10.2)	9(9.6)	9(9.1)	8(8.8)	8(6.7)	9(7.6)	9(6.1)		14.20
		Sectional time (s)	15.04	14.93	15.21	16.56	16.33	15.87	15.27	14.63	15.09	15.87	17.00		
		Cumulative time (s)	171.80	156.76	141.83	126.62	110.06	93.73	77.86	62.59	47.96	32.87	17.00	3:23.50	
		Speed (m/s)	13.30	13.40	13.15	12.08	12.25	12.60	13.10	13.67	13.25	12.60	11.76	12.78	
		Stride length (m)	5.83	5.88	5.77	5.50	5.60	5.71	5.85	5.97	5.79	5.42	5.41	5.68	
		Stride duration (s)	0.439	0.439	0.439	0.455	0.457	0.453	0.446	0.436	0.437	0.430	0.460	0.445	
		Stride efficiency (%)	53.17	54.01	52.10	47.24	49.04	50.90	53.41	55.60	52.37	45.94	45.72	50.46	
		Stride count	34.29	34.02	34.64	36.37	35.70	35.04	34.21	33.53	34.55	36.88	36.98	457.52	

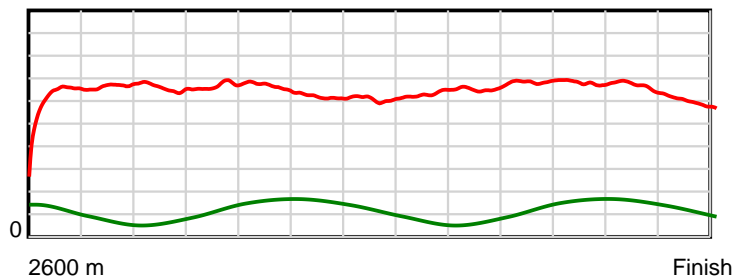
10 m Stride length



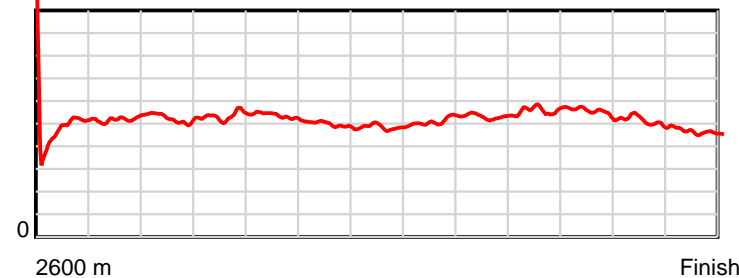
0.6 s Stride duration



20 m/sec Speed



100 % Stride efficiency



Note: Horizontal distance axis grid lines are 200m furlongs.

## Disclaimer.

HRNZ and NZMTC and Thoroughbred Ratings Pty Ltd accepts no responsibility for the completeness or accuracy of any of the information contained herein, and makes no representations about its suitability for any particular purpose. Users should make their own judgements about those matters and/or seek independent advice. You assume all risks associated with use of the data provided on this page.



# Race Results



November 12, 2024, Race 10, AVON CITY FORD TROT, Distance 2600m, Addington - Survey 3200m

Result	TAB no.	Horse (Barrier)	2600 to	2400m to
12th	16	<b>Nubliah Chamay (15)</b>	<b>2400m</b>	<b>2200m</b>
		Position in running (margin)	-	5(7.4)
		Sectional time (s)	16.73	14.71
		Cumulative time (s)	203.79	187.06
		Speed (m/s)	11.96	13.60
		Stride length (m)	5.93	6.29
		Stride duration (s)	0.458	0.462
		Stride efficiency (%)	54.93	61.76
		Stride count	33.73	31.81

#### Disclaimer.

HRNZ and NZMTC and Thoroughbred Ratings Pty Ltd accepts no responsibility for the completeness or accuracy of any of the information contained herein, and makes no representations about its suitability for any particular purpose. Users should make their own judgements about those matters and/or seek independent advice. You assume all risks associated with use of the data provided on this page.

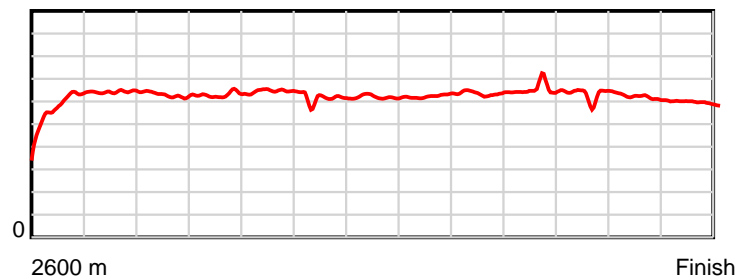


# Race Results

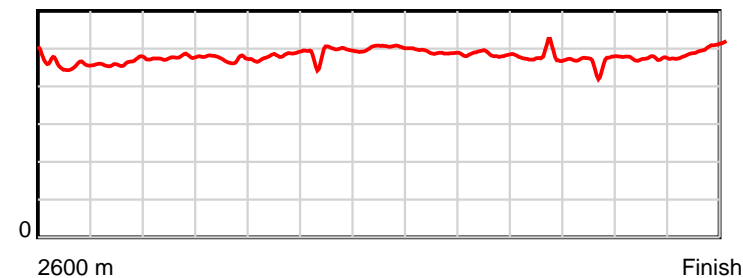
November 12, 2024, Race 10, AVON CITY FORD TROT, Distance 2600m, Addington - Survey 3200m

Result	TAB no.	Horse (Barrier)	2200m to	2000m to	1800m to	1600m to	1400m to	1200m to	1000m to	800m to	600m to	400m to	200m to	Total or	Margin
12th	16	<b>Nubliah Chamay (15)</b>	<b>2000m</b>	<b>1800m</b>	<b>1600m</b>	<b>1400m</b>	<b>1200m</b>	<b>1000m</b>	<b>800m</b>	<b>600m</b>	<b>400m</b>	<b>200m</b>	<b>WP</b>	<b>Average</b>	
		Position in running (margin)	4(8.8)	5(10.7)	7(9.3)	7(7.6)	7(8.4)	7(7.3)	7(7.2)	6(6.6)	6(4.6)	7(6.1)	11(7.5)		15.70
		Sectional time (s)	14.99	14.98	15.18	16.58	16.25	15.93	15.21	14.65	15.19	16.33	17.06		
		Cumulative time (s)	172.35	157.36	142.38	127.20	110.62	94.37	78.44	63.23	48.58	33.39	17.06	3:23.79	
		Speed (m/s)	13.34	13.35	13.18	12.06	12.31	12.55	13.15	13.65	13.17	12.25	11.72	12.76	
		Stride length (m)	6.36	6.33	6.34	5.90	6.19	6.15	6.38	6.51	6.12	5.81	5.88	6.16	
		Stride duration (s)	0.477	0.474	0.482	0.489	0.503	0.490	0.485	0.477	0.465	0.474	0.502	0.483	
		Stride efficiency (%)	63.22	62.63	62.86	54.45	59.96	59.11	63.59	66.22	58.57	52.67	54.07	59.32	
		Stride count	31.44	31.59	31.53	33.88	32.29	32.52	31.35	30.72	32.67	34.45	34.00	421.98	

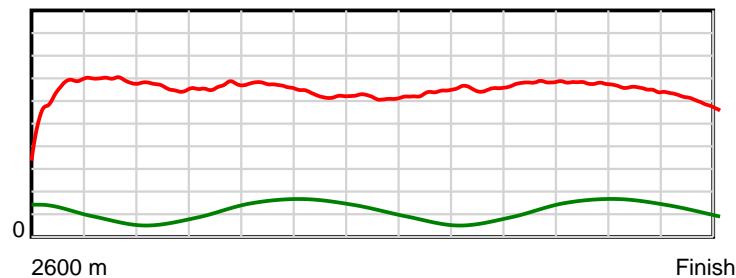
10 m Stride length



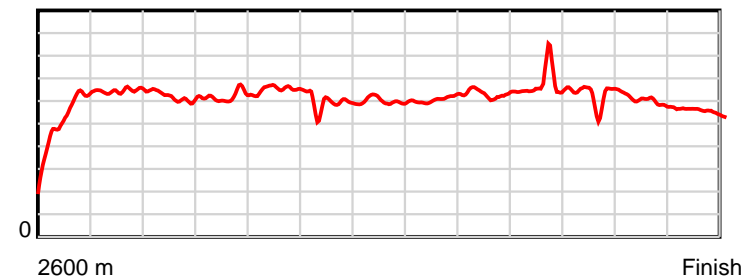
0.6 s Stride duration



20 m/sec Speed



100 % Stride efficiency



Note: Horizontal distance axis grid lines are 200m furlongs.

## Disclaimer.

HRNZ and NZMTC and Thoroughbred Ratings Pty Ltd accepts no responsibility for the completeness or accuracy of any of the information contained herein, and makes no representations about its suitability for any particular purpose. Users should make their own judgements about those matters and/or seek independent advice. You assume all risks associated with use of the data provided on this page.



# Race Results



November 12, 2024, Race 10, AVON CITY FORD TROT, Distance 2600m, Addington - Survey 3200m

Result	TAB no.	Horse (Barrier)	2600 to	2400m to
13th	3	<b>Fear And Faith (3)</b>	<b>2400m</b>	<b>2200m</b>
		Position in running (margin)	-	13(23.6)
		Sectional time (s)	19.33	16.93
		Cumulative time (s)	211.89	192.56
		Speed (m/s)	10.35	11.81
		Stride length (m)	4.60	5.09
		Stride duration (s)	0.444	0.431
		Stride efficiency (%)	32.99	40.52
		Stride count	43.53	39.28

#### Disclaimer.

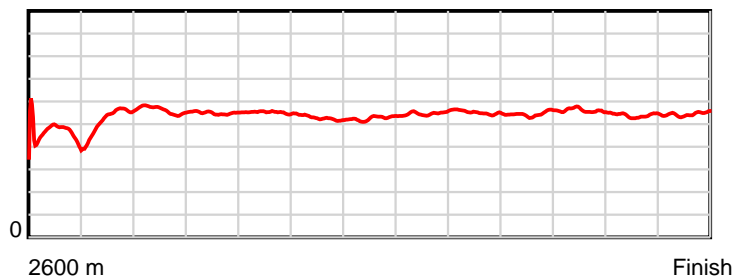
HRNZ and NZMTC and Thoroughbred Ratings Pty Ltd accepts no responsibility for the completeness or accuracy of any of the information contained herein, and makes no representations about its suitability for any particular purpose. Users should make their own judgements about those matters and/or seek independent advice. You assume all risks associated with use of the data provided on this page.

# Race Results

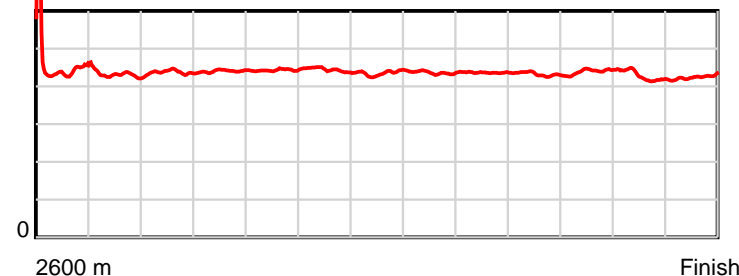
November 12, 2024, Race 10, AVON CITY FORD TROT, Distance 2600m, Addington - Survey 3200m

Result	TAB no.	Horse (Barrier)	2200m to	2000m to	1800m to	1600m to	1400m to	1200m to	1000m to	800m to	600m to	400m to	200m to	Total or	Margin
13th	3	<b>Fear And Faith (3)</b>	<b>2000m</b>	<b>1800m</b>	<b>1600m</b>	<b>1400m</b>	<b>1200m</b>	<b>1000m</b>	<b>800m</b>	<b>600m</b>	<b>400m</b>	<b>200m</b>	<b>WP</b>	<b>Average</b>	
		Position in running (margin)	13(38.3)	13(42.9)	13(47.0)	13(51.6)	13(55.5)	13(55.2)	13(54.8)	13(55.9)	13(60.0)	13(65.1)	13(65.8)		59.60
		Sectional time (s)	15.44	15.89	16.24	17.08	16.39	15.88	15.49	15.68	15.79	16.22	15.53		
		Cumulative time (s)	175.63	160.19	144.30	128.06	110.98	94.59	78.71	63.22	47.54	31.75	15.53	3:31.89	
		Speed (m/s)	12.95	12.59	12.32	11.71	12.20	12.59	12.91	12.76	12.67	12.33	12.88	12.27	
		Stride length (m)	5.67	5.55	5.45	5.20	5.32	5.50	5.63	5.52	5.57	5.27	5.48	5.36	
		Stride duration (s)	0.437	0.441	0.442	0.444	0.436	0.436	0.436	0.433	0.439	0.427	0.426	0.436	
		Stride efficiency (%)	50.19	48.05	46.38	42.20	44.15	47.20	49.59	47.61	48.42	43.40	46.92	44.82	
		Stride count	35.29	36.07	36.71	38.49	37.63	36.39	35.50	36.23	35.93	37.95	36.50	485.50	

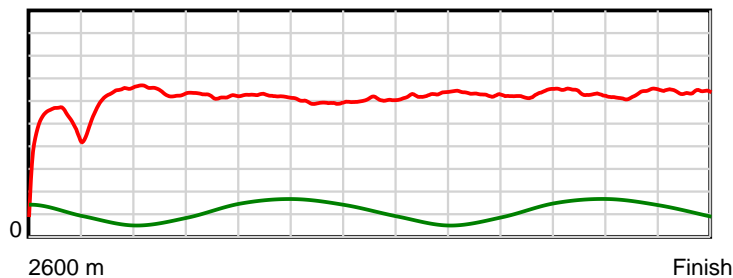
10 m Stride length



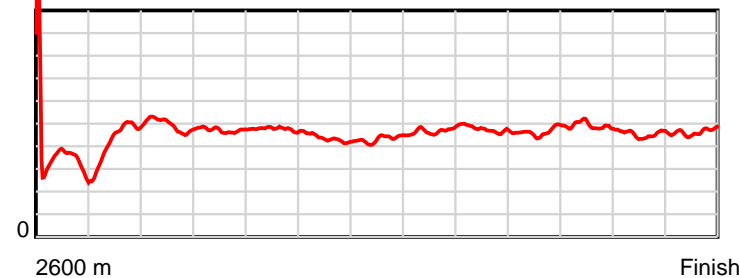
0.5 s Stride duration



20 m/sec Speed



100 % Stride efficiency



Note: Horizontal distance axis grid lines are 200m furlongs.

### Disclaimer.

HRNZ and NZMTC and Thoroughbred Ratings Pty Ltd accepts no responsibility for the completeness or accuracy of any of the information contained herein, and makes no representations about its suitability for any particular purpose. Users should make their own judgements about those matters and/or seek independent advice. You assume all risks associated with use of the data provided on this page.



# Race Results



November 12, 2024, Race 10, AVON CITY FORD TROT, Distance 2600m, Addington - Survey 3200m

Result	TAB no.	Horse (Barrier)	2600 to	2400m to
14th	11	<b>Buffy Northsta... (10)</b>	<b>2400m</b>	<b>2200m</b>
		Position in running (margin)	-	14(35.4)
		Sectional time (s)	21.50	15.39
		Cumulative time (s)	212.24	190.74
		Speed (m/s)	9.30	13.00
		Stride length (m)	4.36	5.37
		Stride duration (s)	0.465	0.414
		Stride efficiency (%)	29.69	45.12
		Stride count	45.89	37.22

#### Disclaimer.

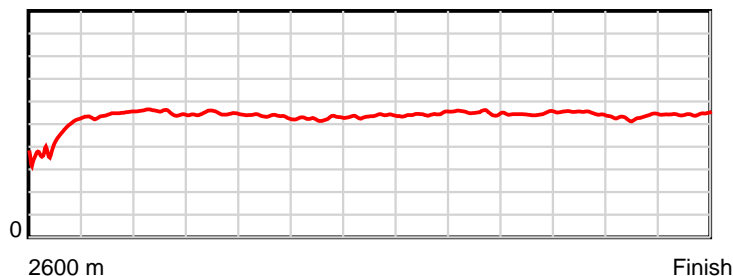
HRNZ and NZMTC and Thoroughbred Ratings Pty Ltd accepts no responsibility for the completeness or accuracy of any of the information contained herein, and makes no representations about its suitability for any particular purpose. Users should make their own judgements about those matters and/or seek independent advice. You assume all risks associated with use of the data provided on this page.

# Race Results

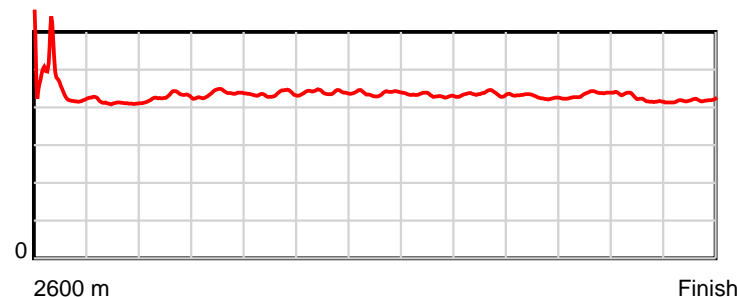
November 12, 2024, Race 10, AVON CITY FORD TROT, Distance 2600m, Addington - Survey 3200m

Result	TAB no.	Horse (Barrier)	2200m to	2000m to	1800m to	1600m to	1400m to	1200m to	1000m to	800m to	600m to	400m to	200m to	Total or	Margin
14th	11	<b>Buffy Northsta... (10)</b>	<b>2000m</b>	<b>1800m</b>	<b>1600m</b>	<b>1400m</b>	<b>1200m</b>	<b>1000m</b>	<b>800m</b>	<b>600m</b>	<b>400m</b>	<b>200m</b>	<b>WP</b>	<b>Average</b>	
		Position in running (margin)	14(40.9)	14(45.1)	14(49.2)	14(54.0)	14(57.3)	14(56.6)	14(56.5)	14(58.4)	14(62.3)	14(67.5)	14(68.2)		61.50
		Sectional time (s)	15.36	15.89	16.28	16.98	16.32	15.92	15.64	15.63	15.80	16.22	15.31		
		Cumulative time (s)	175.35	159.99	144.10	127.82	110.84	94.52	78.60	62.96	47.33	31.53	15.31	3:32.24	
		Speed (m/s)	13.02	12.59	12.29	11.78	12.25	12.56	12.79	12.80	12.66	12.33	13.06	12.25	
		Stride length (m)	5.58	5.50	5.35	5.19	5.37	5.42	5.57	5.48	5.50	5.23	5.48	5.32	
		Stride duration (s)	0.428	0.437	0.435	0.440	0.438	0.432	0.436	0.428	0.435	0.424	0.419	0.434	
		Stride efficiency (%)	48.58	47.26	44.71	42.04	45.04	45.91	48.56	46.90	47.25	42.69	46.89	44.18	
		Stride count	35.87	36.37	37.39	38.56	37.25	36.90	35.88	36.51	36.37	38.27	36.51	488.99	

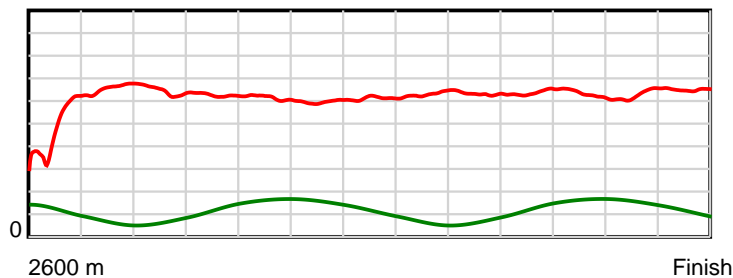
10 m Stride length



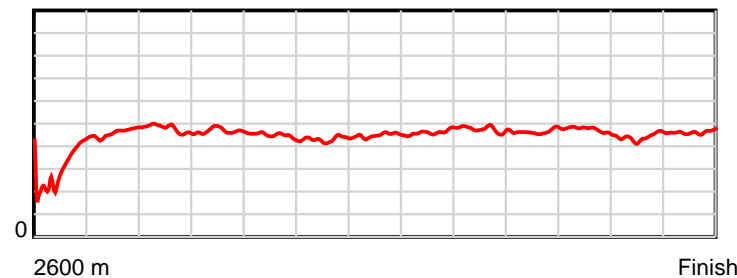
0.6 s Stride duration



20 m/sec Speed



100 % Stride efficiency



Note: Horizontal distance axis grid lines are 200m furlongs.

## Disclaimer.

HRNZ and NZMTC and Thoroughbred Ratings Pty Ltd accepts no responsibility for the completeness or accuracy of any of the information contained herein, and makes no representations about its suitability for any particular purpose. Users should make their own judgements about those matters and/or seek independent advice. You assume all risks associated with use of the data provided on this page.



# Race Results



November 12, 2024, Race 10, AVON CITY FORD TROT, Distance 2600m, Addington - Survey 3200m

Result	TAB no.	Horse (Barrier)	2600 to	2400m to
15th	9	Countless Ques... (8)	2400m	2200m
		Position in running (margin)	-	15(47.1)
		Sectional time (s)	23.41	20.26
		Cumulative time (s)	214.61	191.20
		Speed (m/s)	8.55	9.87
		Stride length (m)	4.04	4.71
		Stride duration (s)	0.463	0.478
		Stride efficiency (%)	25.49	34.71
		Stride count	49.52	42.44

#### Disclaimer.

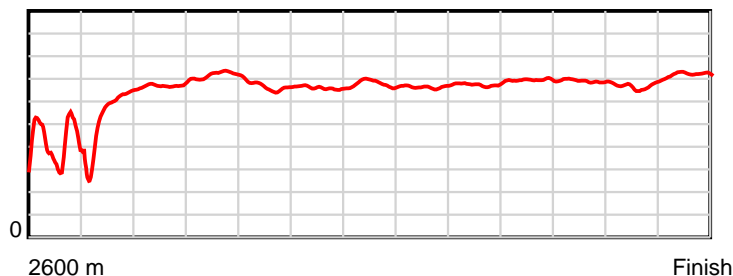
HRNZ and NZMTC and Thoroughbred Ratings Pty Ltd accepts no responsibility for the completeness or accuracy of any of the information contained herein, and makes no representations about its suitability for any particular purpose. Users should make their own judgements about those matters and/or seek independent advice. You assume all risks associated with use of the data provided on this page.

# Race Results

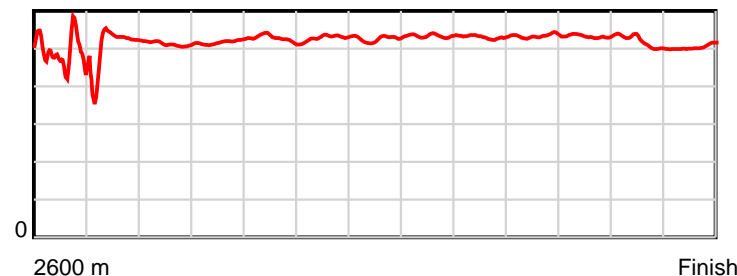
November 12, 2024, Race 10, AVON CITY FORD TROT, Distance 2600m, Addington - Survey 3200m

Result	TAB no.	Horse (Barrier)	2200m to	2000m to	1800m to	1600m to	1400m to	1200m to	1000m to	800m to	600m to	400m to	200m to	Total or	Margin
15th	9	Countless Ques... (8)	2000m	1800m	1600m	1400m	1200m	1000m	800m	600m	400m	200m	WP	Average	
		Position in running (margin)	16(81.8)	16(86.0)	16(83.1)	16(86.9)	16(85.8)	16(81.0)	16(81.5)	16(83.6)	16(86.6)	16(90.5)	15(88.3)		74.20
		Sectional time (s)	15.36	14.73	16.11	16.26	15.62	16.04	15.66	15.49	15.58	15.75	14.34		
		Cumulative time (s)	170.94	155.58	140.85	124.74	108.48	92.86	76.82	61.16	45.67	30.09	14.34	3:34.61	
		Speed (m/s)	13.02	13.58	12.41	12.30	12.80	12.47	12.77	12.91	12.84	12.70	13.95	12.12	
		Stride length (m)	6.67	7.03	6.53	6.52	6.74	6.65	6.77	6.88	6.85	6.54	7.06	6.22	
		Stride duration (s)	0.512	0.518	0.526	0.530	0.526	0.533	0.530	0.533	0.533	0.515	0.506	0.513	
		Stride efficiency (%)	69.53	77.23	66.63	66.42	70.91	69.14	71.63	73.99	73.29	66.87	77.90	60.41	
		Stride count	29.98	28.45	30.63	30.68	29.69	30.07	29.54	29.06	29.20	30.57	28.33	418.16	

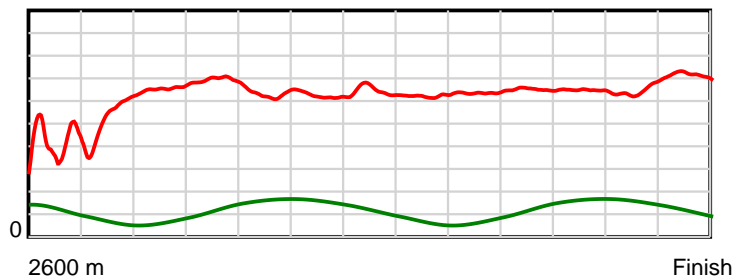
10 m Stride length



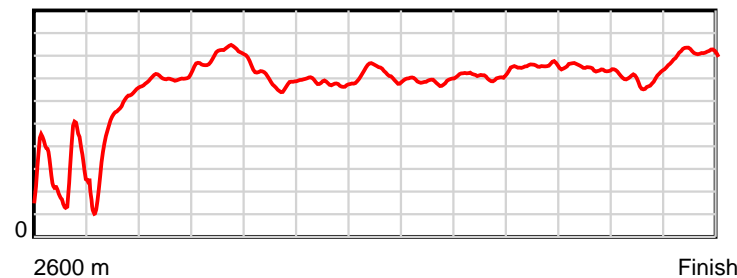
0.6 s Stride duration



20 m/sec Speed



100 % Stride efficiency



Note: Horizontal distance axis grid lines are 200m furlongs.

## Disclaimer.

HRNZ and NZMTC and Thoroughbred Ratings Pty Ltd accepts no responsibility for the completeness or accuracy of any of the information contained herein, and makes no representations about its suitability for any particular purpose. Users should make their own judgements about those matters and/or seek independent advice. You assume all risks associated with use of the data provided on this page.



# Race Results



November 12, 2024, Race 10, AVON CITY FORD TROT, Distance 2600m, Addington - Survey 3200m

Result	TAB no.	Horse (Barrier)	2600 to	2400m to
16th	6	What The Bell (6)	2400m	2200m
		Position in running (margin)	-	16(49.7)
		Sectional time (s)	23.87	15.84
		Cumulative time (s)	214.99	191.12
		Speed (m/s)	8.38	12.63
		Stride length (m)	3.72	5.76
		Stride duration (s)	0.429	0.456
		Stride efficiency (%)	21.67	51.83
		Stride count	53.71	34.73

## Disclaimer.

HRNZ and NZMTC and Thoroughbred Ratings Pty Ltd accepts no responsibility for the completeness or accuracy of any of the information contained herein, and makes no representations about its suitability for any particular purpose. Users should make their own judgements about those matters and/or seek independent advice. You assume all risks associated with use of the data provided on this page.

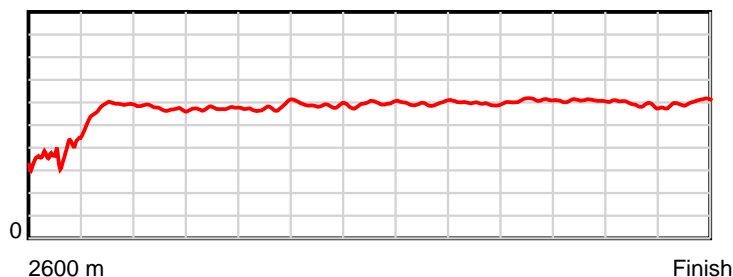


# Race Results

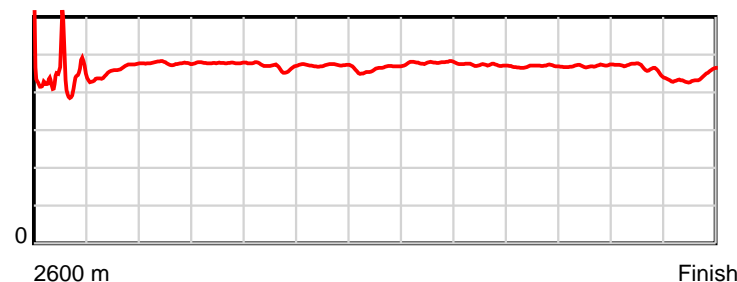
November 12, 2024, Race 10, AVON CITY FORD TROT, Distance 2600m, Addington - Survey 3200m

Result	TAB no.	Horse (Barrier)	2200m to	2000m to	1800m to	1600m to	1400m to	1200m to	1000m to	800m to	600m to	400m to	200m to	Total or	Margin
16th	6	What The Bell (6)	2000m	1800m	1600m	1400m	1200m	1000m	800m	600m	400m	200m	WP	Average	
		Position in running (margin)	15(57.9)	15(69.4)	15(78.0)	15(84.7)	15(85.2)	15(79.6)	15(80.2)	15(82.2)	15(84.7)	15(89.3)	16(89.2)		76.30
		Sectional time (s)	16.58	16.64	16.60	16.52	15.49	16.05	15.65	15.41	15.70	16.08	14.56		
		Cumulative time (s)	175.28	158.70	142.06	125.46	108.94	93.45	77.40	61.75	46.34	30.64	14.56	3:34.99	
		Speed (m/s)	12.06	12.02	12.05	12.11	12.91	12.46	12.78	12.98	12.74	12.44	13.74	12.09	
		Stride length (m)	5.76	5.75	5.65	5.71	5.96	5.97	6.04	6.09	5.99	5.75	6.06	5.62	
		Stride duration (s)	0.477	0.478	0.469	0.472	0.462	0.479	0.473	0.469	0.470	0.462	0.441	0.465	
		Stride efficiency (%)	51.78	51.59	49.93	51.01	55.60	55.72	57.07	57.90	56.03	51.66	57.37	49.37	
		Stride count	34.74	34.81	35.38	35.01	33.53	33.49	33.09	32.86	33.40	34.79	33.01	462.55	

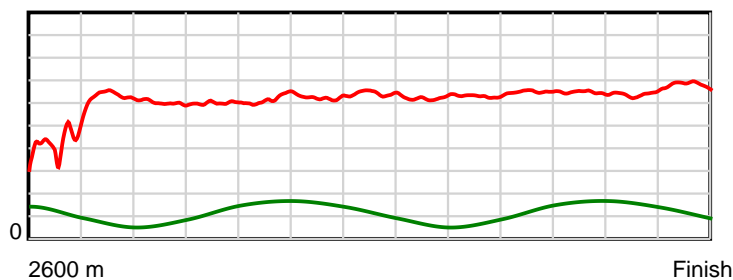
10 m Stride length



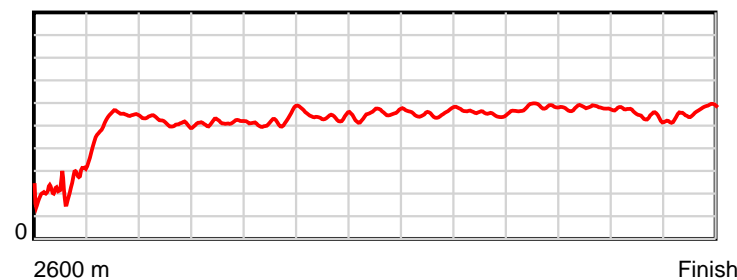
0.6 s Stride duration



20 m/sec Speed



100 % Stride efficiency



Note: Horizontal distance axis grid lines are 200m furlongs.

## Disclaimer.

HRNZ and NZMTC and Thoroughbred Ratings Pty Ltd accepts no responsibility for the completeness or accuracy of any of the information contained herein, and makes no representations about its suitability for any particular purpose. Users should make their own judgements about those matters and/or seek independent advice. You assume all risks associated with use of the data provided on this page.