



## Race Results

NZ Metropolitan Trotting Club Inc, HRNZ, November 12, 2024

Compilation date: November 12, 2024, 6:05:53 PM (NZDT)

Copyright © 2024 HRNZ and NZMTC. All rights reserved.

### Trademarks.

StrideMASTER is a registered trademark of Thoroughbred Ratings Pty Ltd.

### Disclaimer.

HRNZ and NZMTC and Thoroughbred Ratings Pty Ltd accepts no responsibility for the completeness or accuracy of any of the information contained herein, and makes no representations about its suitability for any particular purpose. Users should make their own judgements about those matters and/or seek independent advice. You assume all risks associated with use of the data provided on this page.



# Race Results



November 12, 2024, Race 11, IRT NEW ZEALAND TROTting CUP (STAND PACE), Distance 3200m, Addington - Survey 3200m

Result	TAB no.	Horse (Barrier)	3200 to	3000m to	2800m to	2600m to	2400m to
1st	15	<b>Swayzee (12)</b>	<b>3000m</b>	<b>2800m</b>	<b>2600m</b>	<b>2400m</b>	<b>2200m</b>
		Position in running (margin)	-	12(14.8)	11(14.0)	11(13.4)	10(12.9)
		Sectional time (s)	17.79	14.00	14.69	14.45	15.15
		Cumulative time (s)	235.63	217.84	203.84	189.15	174.70
		Speed (m/s)	11.24	14.29	13.61	13.84	13.20
		Stride length (m)	5.71	6.56	6.43	6.63	6.18
		Stride duration (s)	0.457	0.459	0.472	0.479	0.468
		Stride efficiency (%)	50.87	67.30	64.66	68.61	59.76
		Stride count	35.05	30.47	31.09	30.18	32.34

## Disclaimer.

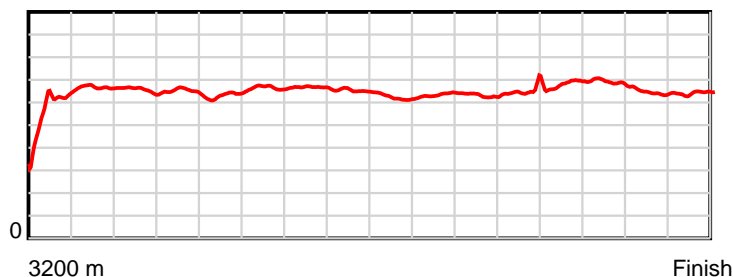
HRNZ and NZMTC and Thoroughbred Ratings Pty Ltd accepts no responsibility for the completeness or accuracy of any of the information contained herein, and makes no representations about its suitability for any particular purpose. Users should make their own judgements about those matters and/or seek independent advice. You assume all risks associated with use of the data provided on this page.

# Race Results

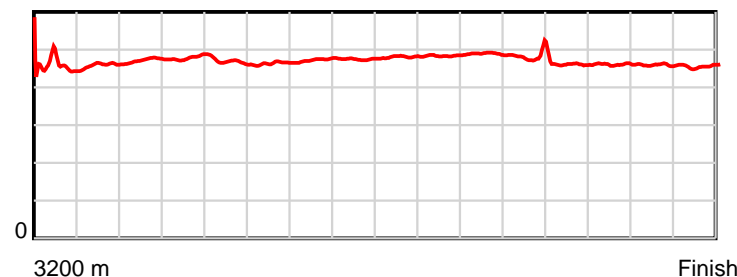
November 12, 2024, Race 11, IRT NEW ZEALAND TROTTING CUP (STAND PACE), Distance 3200m, Addington - Survey 3200m

Result	TAB no.	Horse (Barrier)	2200m to	2000m to	1800m to	1600m to	1400m to	1200m to	1000m to	800m to	600m to	400m to	200m to	Total or	Margin
1st	15	<b>Swayzee (12)</b>	<b>2000m</b>	<b>1800m</b>	<b>1600m</b>	<b>1400m</b>	<b>1200m</b>	<b>1000m</b>	<b>800m</b>	<b>600m</b>	<b>400m</b>	<b>200m</b>	<b>WP</b>	<b>Average</b>	
		Position in running (margin)	6(8.2)	1(0.0)	1(0.0)	1(0.0)	1(0.0)	1(0.0)	1(0.0)	1(0.0)	1(0.0)	1(0.0)	1(0.0)		0.00
		Sectional time (s)	14.42	14.22	14.75	15.27	15.28	15.27	15.09	13.43	13.62	14.18	14.02		
		Cumulative time (s)	159.55	145.13	130.91	116.16	100.89	85.61	70.34	55.25	41.82	28.20	14.02	3:55.63	
		Speed (m/s)	13.87	14.06	13.56	13.10	13.09	13.10	13.25	14.89	14.68	14.10	14.27	13.58	
		Stride length (m)	6.44	6.66	6.44	6.30	6.34	6.41	6.36	6.85	6.77	6.48	6.50	6.43	
		Stride duration (s)	0.464	0.473	0.475	0.481	0.484	0.489	0.480	0.460	0.461	0.459	0.456	0.473	
		Stride efficiency (%)	64.72	69.23	64.80	62.02	62.77	64.12	63.14	73.41	71.64	65.54	66.10	64.61	
		Stride count	31.08	30.05	31.06	31.75	31.56	31.22	31.46	29.18	29.54	30.88	30.75	497.66	

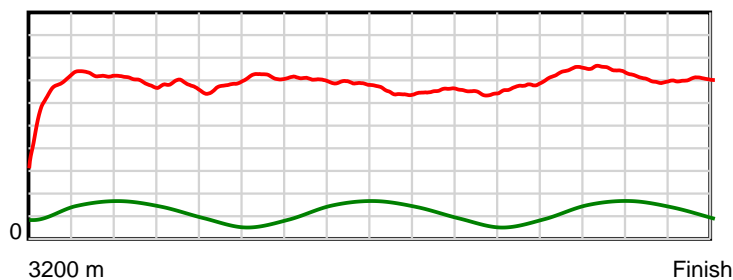
10 m Stride length



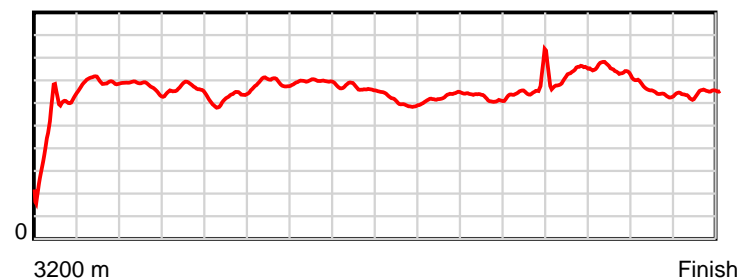
0.6 s Stride duration



20 m/sec Speed



100 % Stride efficiency



Note: Horizontal distance axis grid lines are 200m furlongs.

## Disclaimer.

HRNZ and NZMTC and Thoroughbred Ratings Pty Ltd accepts no responsibility for the completeness or accuracy of any of the information contained herein, and makes no representations about its suitability for any particular purpose. Users should make their own judgements about those matters and/or seek independent advice. You assume all risks associated with use of the data provided on this page.



# Race Results



November 12, 2024, Race 11, IRT NEW ZEALAND TROTTING CUP (STAND PACE), Distance 3200m, Addington - Survey 3200m

Result	TAB no.	Horse (Barrier)	3200 to	3000m to	2800m to	2600m to	2400m to
2nd	5	<b>Don't Stop Dre... (5)</b>	<b>3000m</b>	<b>2800m</b>	<b>2600m</b>	<b>2400m</b>	<b>2200m</b>
		Position in running (margin)	-	4(2.9)	4(2.8)	2(0.5)	1(0.0)
		Sectional time (s)	15.76	14.10	14.40	14.46	15.92
		Cumulative time (s)	235.71	219.95	205.85	191.45	176.99
		Speed (m/s)	12.69	14.18	13.89	13.83	12.56
		Stride length (m)	5.26	5.83	5.70	5.96	5.50
		Stride duration (s)	0.398	0.411	0.410	0.431	0.438
		Stride efficiency (%)	43.19	53.08	50.77	55.48	47.25
		Stride count	38.04	34.32	35.09	33.56	36.37

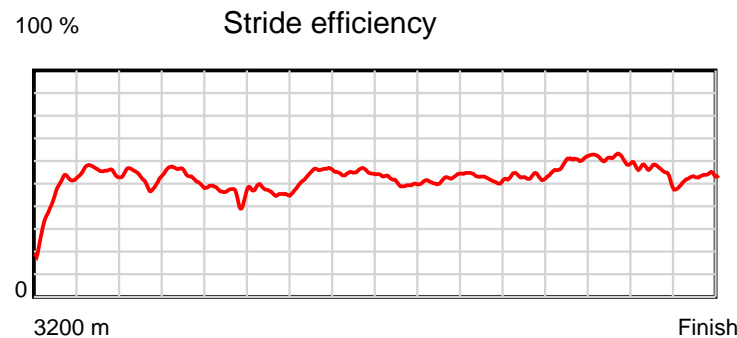
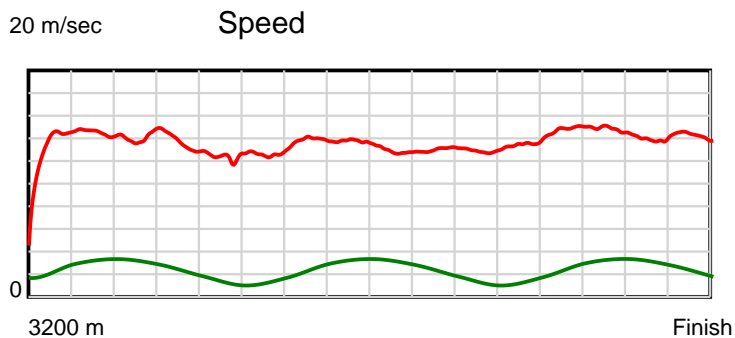
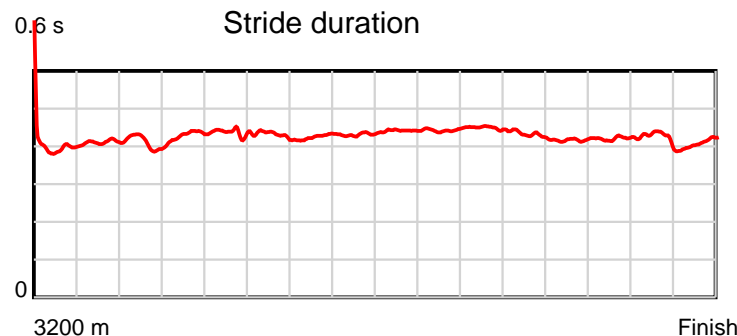
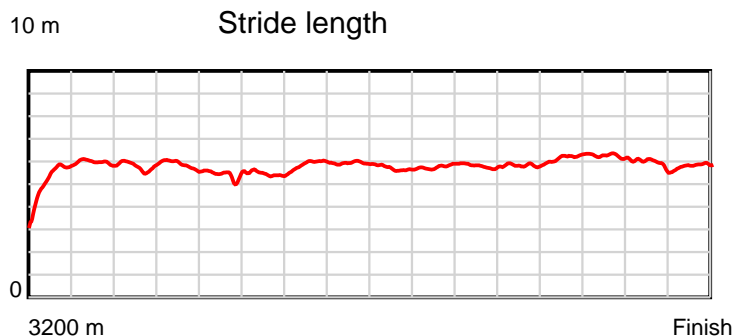
## Disclaimer.

HRNZ and NZMTC and Thoroughbred Ratings Pty Ltd accepts no responsibility for the completeness or accuracy of any of the information contained herein, and makes no representations about its suitability for any particular purpose. Users should make their own judgements about those matters and/or seek independent advice. You assume all risks associated with use of the data provided on this page.

# Race Results

November 12, 2024, Race 11, IRT NEW ZEALAND TROTTING CUP (STAND PACE), Distance 3200m, Addington - Survey 3200m

Result	TAB no.	Horse (Barrier)	2200m to	2000m to	1800m to	1600m to	1400m to	1200m to	1000m to	800m to	600m to	400m to	200m to	Total or	Margin
2nd	5	Don't Stop Dre... (5)	2000m	1800m	1600m	1400m	1200m	1000m	800m	600m	400m	200m	WP	Average	
		Position in running (margin)	1(0.0)	2(1.0)	2(1.8)	2(1.6)	2(1.8)	2(1.6)	2(2.4)	2(1.6)	2(1.2)	2(1.5)	2(1.1)		0.40
		Sectional time (s)	15.96	14.35	14.71	15.31	15.26	15.40	14.95	13.36	13.67	14.11	13.99		
		Cumulative time (s)	161.07	145.11	130.76	116.05	100.74	85.48	70.08	55.13	41.77	28.10	13.99	3:55.71	
		Speed (m/s)	12.53	13.94	13.60	13.06	13.11	12.99	13.38	14.97	14.63	14.17	14.30	13.58	
		Stride length (m)	5.40	5.93	5.87	5.77	5.81	5.83	5.77	6.24	6.16	5.98	5.86	5.79	
		Stride duration (s)	0.431	0.425	0.432	0.442	0.444	0.449	0.432	0.417	0.421	0.422	0.410	0.427	
		Stride efficiency (%)	45.61	54.87	53.83	52.02	52.83	53.12	52.05	60.90	59.28	55.97	53.57	52.45	
		Stride count	37.02	33.75	34.08	34.66	34.40	34.30	34.65	32.04	32.47	33.42	34.16	552.33	



Note: Horizontal distance axis grid lines are 200m furlongs.

**Disclaimer.**

HRNZ and NZMTC and Thoroughbred Ratings Pty Ltd accepts no responsibility for the completeness or accuracy of any of the information contained herein, and makes no representations about its suitability for any particular purpose. Users should make their own judgements about those matters and/or seek independent advice. You assume all risks associated with use of the data provided on this page.



# Race Results



November 12, 2024, Race 11, IRT NEW ZEALAND TROTting CUP (STAND PACE), Distance 3200m, Addington - Survey 3200m

Result	TAB no.	Horse (Barrier)	3200 to	3000m to	2800m to	2600m to	2400m to
3rd	14	Republican Par... (11)	3000m	2800m	2600m	2400m	2200m
		Position in running (margin)	-	14(16.4)	14(18.4)	14(18.6)	13(16.8)
		Sectional time (s)	18.04	14.46	14.80	14.25	15.61
		Cumulative time (s)	236.48	218.44	203.98	189.18	174.93
		Speed (m/s)	11.09	13.83	13.51	14.04	12.81
		Stride length (m)	5.59	6.19	6.21	6.62	6.15
		Stride duration (s)	0.443	0.447	0.460	0.472	0.480
		Stride efficiency (%)	48.80	59.82	60.29	68.51	59.13
		Stride count	35.79	32.33	32.20	30.21	32.51

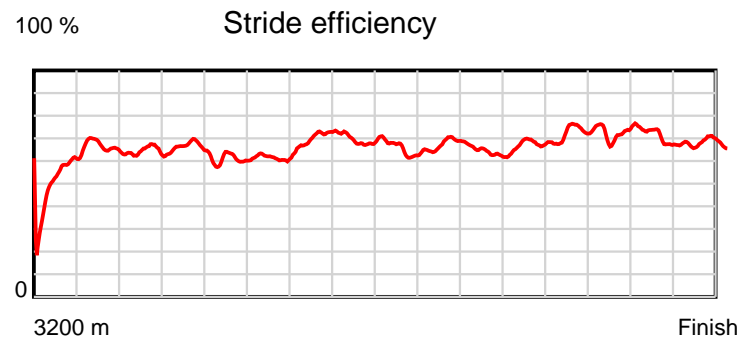
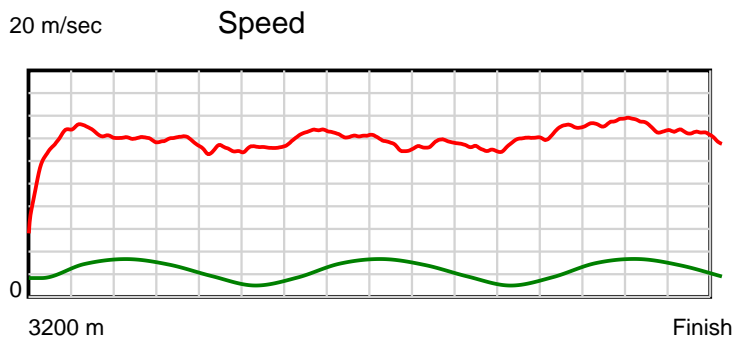
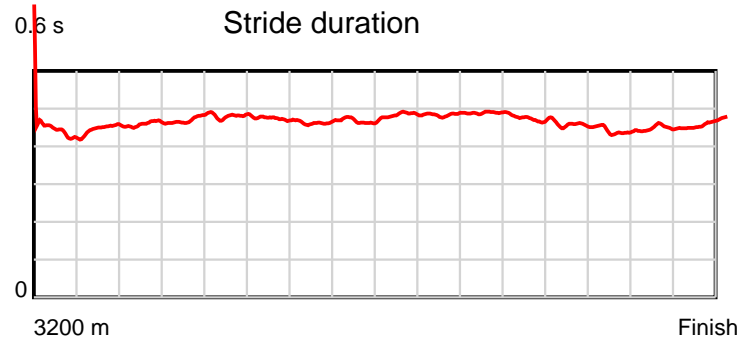
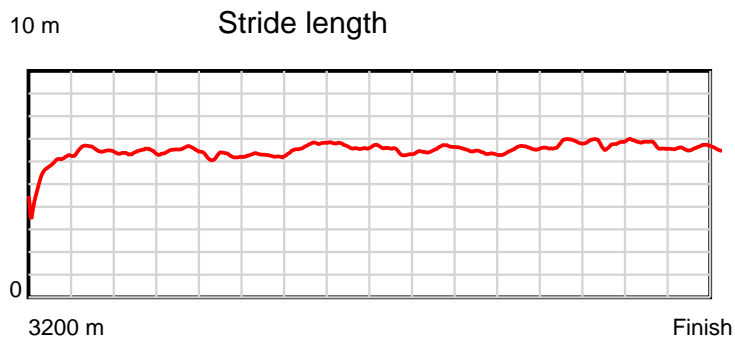
## Disclaimer.

HRNZ and NZMTC and Thoroughbred Ratings Pty Ltd accepts no responsibility for the completeness or accuracy of any of the information contained herein, and makes no representations about its suitability for any particular purpose. Users should make their own judgements about those matters and/or seek independent advice. You assume all risks associated with use of the data provided on this page.

# Race Results

November 12, 2024, Race 11, IRT NEW ZEALAND TROTTING CUP (STAND PACE), Distance 3200m, Addington - Survey 3200m

Result	TAB no.	Horse (Barrier)	2200m to	2000m to	1800m to	1600m to	1400m to	1200m to	1000m to	800m to	600m to	400m to	200m to	Total or	Margin
3rd	14	Republican Par... (11)	2000m	1800m	1600m	1400m	1200m	1000m	800m	600m	400m	200m	WP	Average	
		Position in running (margin)	13(15.0)	13(13.2)	11(11.1)	11(12.4)	12(12.3)	11(10.3)	11(11.4)	11(9.7)	10(8.4)	10(9.2)	6(6.1)		4.60
		Sectional time (s)	15.48	13.87	14.96	15.26	14.95	15.45	14.81	13.21	13.74	13.67	13.92		
		Cumulative time (s)	159.32	143.84	129.97	115.01	99.75	84.80	69.35	54.54	41.33	27.59	13.92	3:56.48	
		Speed (m/s)	12.92	14.42	13.37	13.11	13.38	12.94	13.50	15.14	14.56	14.63	14.37	13.53	
		Stride length (m)	6.11	6.67	6.27	6.36	6.48	6.33	6.36	6.89	6.39	6.59	6.67	6.35	
		Stride duration (s)	0.473	0.463	0.469	0.485	0.484	0.489	0.471	0.455	0.439	0.450	0.464	0.469	
		Stride efficiency (%)	58.42	69.49	61.36	63.12	65.65	62.55	63.20	74.17	63.74	67.81	69.48	63.06	
		Stride count	32.71	29.99	31.92	31.47	30.86	31.61	31.45	29.03	31.32	30.36	29.99	503.75	



Note: Horizontal distance axis grid lines are 200m furlongs.

#### Disclaimer.

HRNZ and NZMTC and Thoroughbred Ratings Pty Ltd accepts no responsibility for the completeness or accuracy of any of the information contained herein, and makes no representations about its suitability for any particular purpose. Users should make their own judgements about those matters and/or seek independent advice. You assume all risks associated with use of the data provided on this page.



# Race Results



November 12, 2024, Race 11, IRT NEW ZEALAND TROTTING CUP (STAND PACE), Distance 3200m, Addington - Survey 3200m

Result	TAB no.	Horse (Barrier)	3200 to	3000m to	2800m to	2600m to	2400m to
4th	10	<b>Merlin (8)</b>	<b>3000m</b>	<b>2800m</b>	<b>2600m</b>	<b>2400m</b>	<b>2200m</b>
		Position in running (margin)	-	3(0.5)	1(0.0)	1(0.0)	2(2.2)
		Sectional time (s)	15.33	14.05	14.78	14.91	15.88
		Cumulative time (s)	236.51	221.18	207.13	192.35	177.44
		Speed (m/s)	13.04	14.23	13.53	13.41	12.59
		Stride length (m)	5.26	5.90	5.76	5.97	5.69
		Stride duration (s)	0.402	0.415	0.426	0.445	0.452
		Stride efficiency (%)	43.27	54.46	51.86	55.68	50.56
		Stride count	38.01	33.88	34.72	33.51	35.16

## Disclaimer.

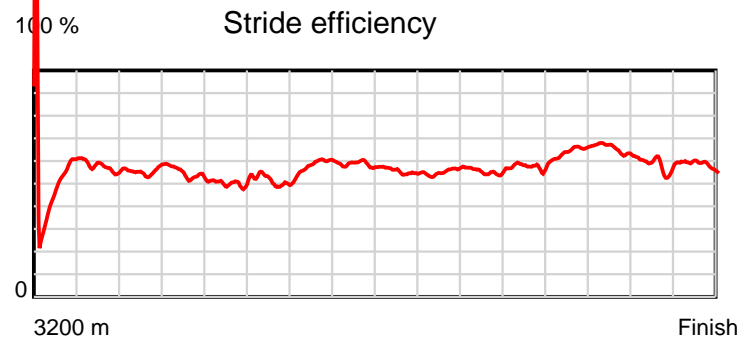
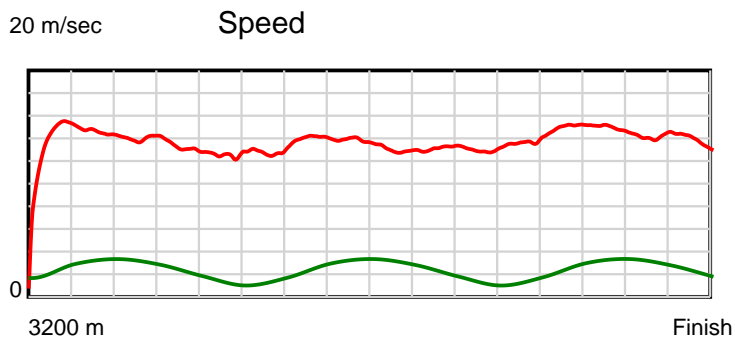
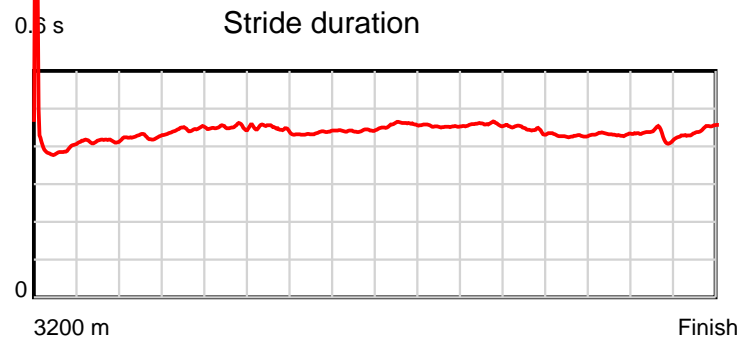
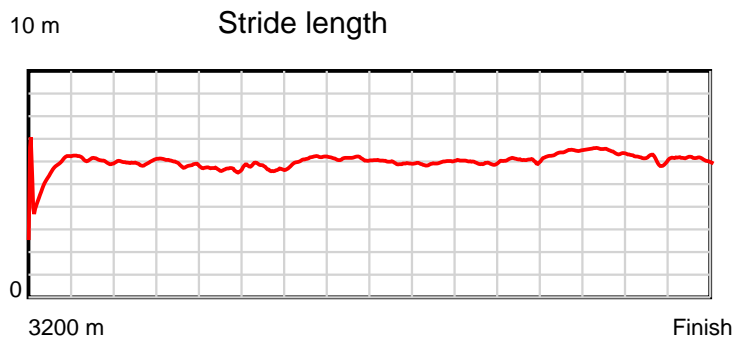
HRNZ and NZMTC and Thoroughbred Ratings Pty Ltd accepts no responsibility for the completeness or accuracy of any of the information contained herein, and makes no representations about its suitability for any particular purpose. Users should make their own judgements about those matters and/or seek independent advice. You assume all risks associated with use of the data provided on this page.



# Race Results

November 12, 2024, Race 11, IRT NEW ZEALAND TROTTING CUP (STAND PACE), Distance 3200m, Addington - Survey 3200m

Result	TAB no.	Horse (Barrier)	2200m to	2000m to	1800m to	1600m to	1400m to	1200m to	1000m to	800m to	600m to	400m to	200m to	Total or	Margin
4th	10	Merlin (8)	2000m	1800m	1600m	1400m	1200m	1000m	800m	600m	400m	200m	WP	Average	
		Position in running (margin)	2(2.0)	3(2.1)	3(2.8)	3(2.9)	4(3.8)	4(3.9)	4(3.7)	4(2.6)	4(2.4)	4(2.9)	3(2.6)		4.80
		Sectional time (s)	15.81	14.33	14.77	15.41	15.30	15.24	14.91	13.39	13.71	14.13	14.56		
		Cumulative time (s)	161.56	145.75	131.42	116.65	101.24	85.94	70.70	55.79	42.40	28.69	14.56	3:56.51	
		Speed (m/s)	12.65	13.96	13.54	12.98	13.07	13.12	13.41	14.94	14.59	14.15	13.74	13.53	
		Stride length (m)	5.66	6.08	5.99	5.94	5.92	6.02	5.96	6.39	6.31	6.08	6.10	5.93	
		Stride duration (s)	0.447	0.436	0.442	0.458	0.453	0.459	0.444	0.428	0.432	0.429	0.444	0.438	
		Stride efficiency (%)	50.02	57.81	55.99	55.19	54.74	56.64	55.57	63.76	62.15	57.76	58.10	54.91	
		Stride count	35.35	32.88	33.41	33.65	33.79	33.22	33.54	31.31	31.71	32.90	32.80	539.84	



Note: Horizontal distance axis grid lines are 200m furlongs.

#### Disclaimer.

HRNZ and NZMTC and Thoroughbred Ratings Pty Ltd accepts no responsibility for the completeness or accuracy of any of the information contained herein, and makes no representations about its suitability for any particular purpose. Users should make their own judgements about those matters and/or seek independent advice. You assume all risks associated with use of the data provided on this page.



# Race Results



November 12, 2024, Race 11, IRT NEW ZEALAND TROTTING CUP (STAND PACE), Distance 3200m, Addington - Survey 3200m

Result	TAB no.	Horse (Barrier)	3200 to	3000m to	2800m to	2600m to	2400m to
5th	7	<b>Better Eclipse (7)</b>	<b>3000m</b>	<b>2800m</b>	<b>2600m</b>	<b>2400m</b>	<b>2200m</b>
		Position in running (margin)	-	8(7.5)	7(8.5)	7(9.6)	7(9.5)
		Sectional time (s)	16.42	14.30	14.95	14.53	15.83
		Cumulative time (s)	236.63	220.21	205.91	190.96	176.43
		Speed (m/s)	12.18	13.99	13.38	13.76	12.63
		Stride length (m)	6.21	8.22	7.04	7.65	5.98
		Stride duration (s)	0.480	0.587	0.526	0.556	0.473
		Stride efficiency (%)	60.31	105.54	77.36	91.52	55.90
		Stride count	32.19	24.34	28.43	26.13	33.44

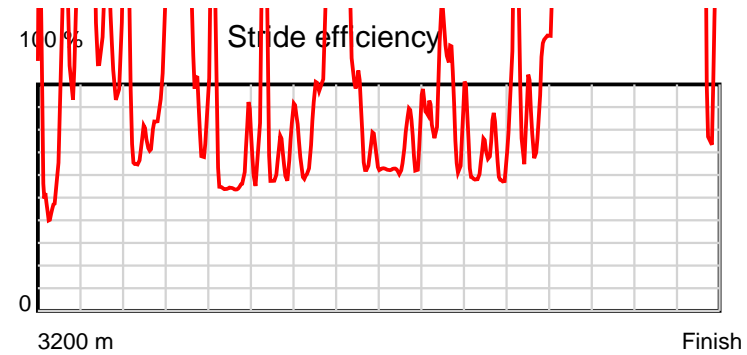
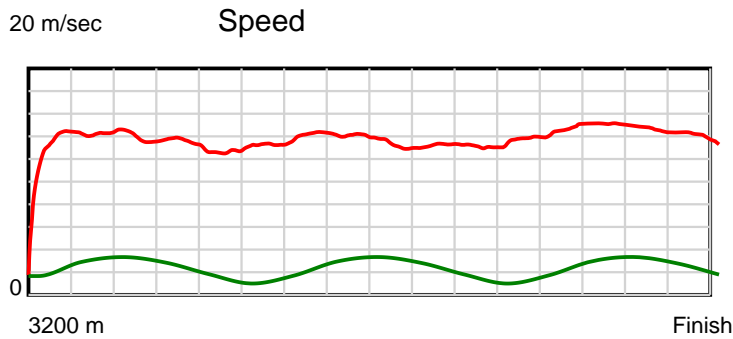
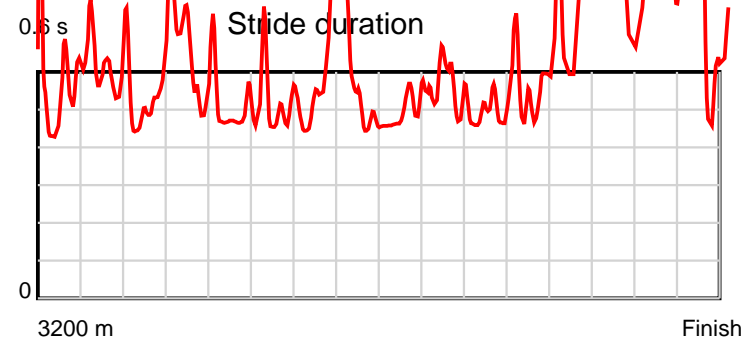
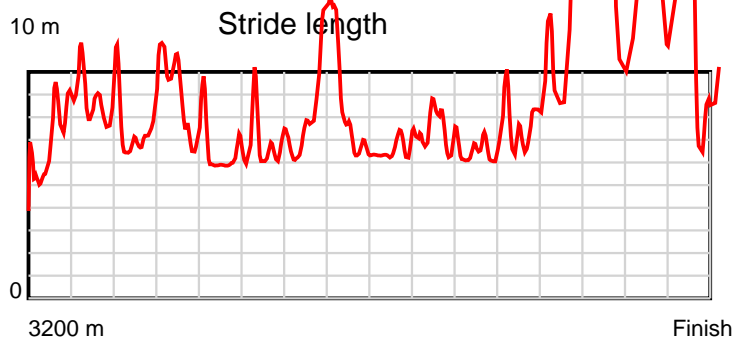
## Disclaimer.

HRNZ and NZMTC and Thoroughbred Ratings Pty Ltd accepts no responsibility for the completeness or accuracy of any of the information contained herein, and makes no representations about its suitability for any particular purpose. Users should make their own judgements about those matters and/or seek independent advice. You assume all risks associated with use of the data provided on this page.

# Race Results

November 12, 2024, Race 11, IRT NEW ZEALAND TROTTING CUP (STAND PACE), Distance 3200m, Addington - Survey 3200m

Result	TAB no.	Horse (Barrier)	2200m to	2000m to	1800m to	1600m to	1400m to	1200m to	1000m to	800m to	600m to	400m to	200m to	Total or	Margin
5th	7	<b>Better Eclipse (7)</b>	<b>2000m</b>	<b>1800m</b>	<b>1600m</b>	<b>1400m</b>	<b>1200m</b>	<b>1000m</b>	<b>800m</b>	<b>600m</b>	<b>400m</b>	<b>200m</b>	<b>WP</b>	<b>Average</b>	
		Position in running (margin)	8(8.9)	6(6.1)	6(5.2)	5(4.6)	6(6.2)	5(4.8)	5(5.7)	5(3.1)	5(2.7)	5(4.1)	5(4.5)		5.40
		Sectional time (s)	15.32	14.06	14.64	15.53	15.06	15.41	14.67	13.35	13.86	14.24	14.46		
		Cumulative time (s)	160.60	145.28	131.22	116.58	101.05	85.99	70.58	55.91	42.56	28.70	14.46	3:56.63	
		Speed (m/s)	13.05	14.22	13.66	12.88	13.28	12.98	13.63	14.98	14.43	14.04	13.83	13.52	
		Stride length (m)	6.62	8.06	6.57	6.34	6.78	6.51	7.43	8.79	15.95	10.63	8.78	7.52	
		Stride duration (s)	0.507	0.567	0.481	0.492	0.510	0.501	0.545	0.586	1.105	0.757	0.635	0.556	
		Stride efficiency (%)	68.40	101.58	67.46	62.76	71.74	66.19	86.35	120.63	397.64	176.69	120.48	88.33	
		Stride count	30.23	24.81	30.44	31.56	29.52	30.73	26.91	22.76	12.54	18.81	22.78	425.62	



Note: Horizontal distance axis grid lines are 200m furlongs.

**Disclaimer.**

HRNZ and NZMTC and Thoroughbred Ratings Pty Ltd accepts no responsibility for the completeness or accuracy of any of the information contained herein, and makes no representations about its suitability for any particular purpose. Users should make their own judgements about those matters and/or seek independent advice. You assume all risks associated with use of the data provided on this page.



# Race Results



November 12, 2024, Race 11, IRT NEW ZEALAND TROTting CUP (STAND PACE), Distance 3200m, Addington - Survey 3200m

Result	TAB no.	Horse (Barrier)	3200 to	3000m to	2800m to	2600m to	2400m to
6th	4	Mo'unga (4)	3000m	2800m	2600m	2400m	2200m
		Position in running (margin)	-	13(14.8)	13(15.6)	12(15.6)	12(14.8)
		Sectional time (s)	17.61	14.26	14.78	14.40	15.60
		Cumulative time (s)	236.90	219.29	205.03	190.25	175.85
		Speed (m/s)	11.36	14.03	13.53	13.89	12.82
		Stride length (m)	4.82	6.00	5.96	6.22	5.81
		Stride duration (s)	0.412	0.428	0.441	0.448	0.453
		Stride efficiency (%)	36.30	56.28	55.51	60.51	52.75
		Stride count	41.50	33.32	33.56	32.14	34.42

## Disclaimer.

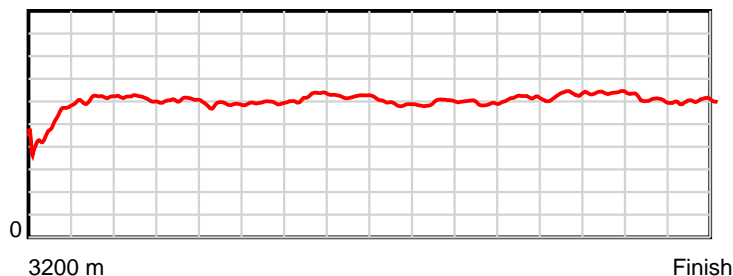
HRNZ and NZMTC and Thoroughbred Ratings Pty Ltd accepts no responsibility for the completeness or accuracy of any of the information contained herein, and makes no representations about its suitability for any particular purpose. Users should make their own judgements about those matters and/or seek independent advice. You assume all risks associated with use of the data provided on this page.

# Race Results

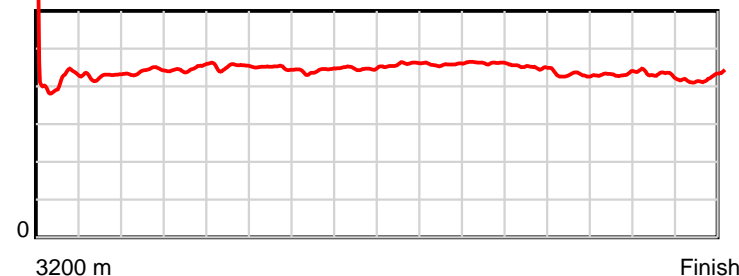
November 12, 2024, Race 11, IRT NEW ZEALAND TROTTING CUP (STAND PACE), Distance 3200m, Addington - Survey 3200m

Result	TAB no.	Horse (Barrier)	2200m to	2000m to	1800m to	1600m to	1400m to	1200m to	1000m to	800m to	600m to	400m to	200m to	Total or	Margin
6th	4	Mo'unga (4)	2000m	1800m	1600m	1400m	1200m	1000m	800m	600m	400m	200m	WP	Average	
		Position in running (margin)	12(12.8)	10(10.7)	10(9.6)	10(9.1)	9(9.4)	9(8.2)	9(8.8)	9(7.3)	9(7.4)	9(8.8)	10(8.5)		6.80
		Sectional time (s)	15.43	14.05	14.66	15.31	15.08	15.38	14.83	13.44	13.87	14.13	14.07		
		Cumulative time (s)	160.25	144.82	130.77	116.11	100.80	85.72	70.34	55.51	42.07	28.20	14.07	3:56.90	
		Speed (m/s)	12.96	14.23	13.64	13.06	13.26	13.00	13.49	14.88	14.42	14.15	14.21	13.51	
		Stride length (m)	5.83	6.29	6.11	6.00	6.08	6.00	6.06	6.39	6.26	6.06	6.03	5.97	
		Stride duration (s)	0.450	0.442	0.448	0.460	0.459	0.462	0.449	0.429	0.434	0.428	0.424	0.442	
		Stride efficiency (%)	53.09	61.85	58.43	56.28	57.78	56.29	57.31	63.72	61.32	57.47	56.79	55.76	
		Stride count	34.31	31.79	32.71	33.33	32.89	33.32	33.02	31.32	31.93	32.98	33.18	535.72	

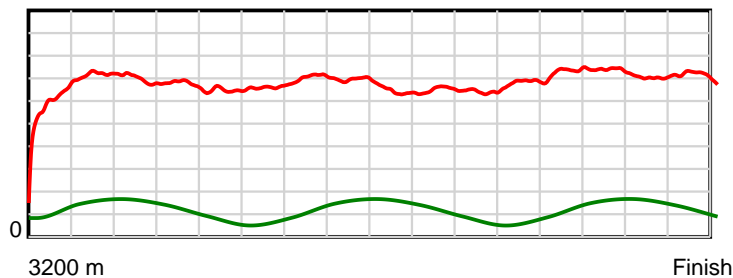
10 m Stride length



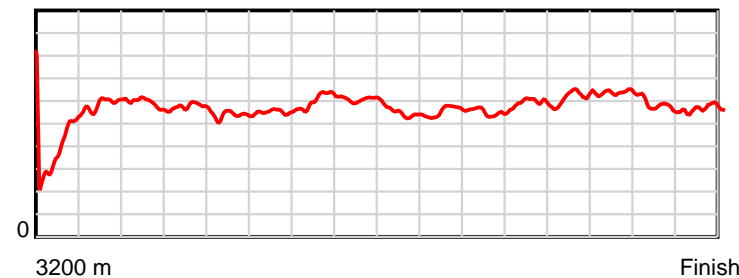
0.6 s Stride duration



20 m/sec Speed



100 % Stride efficiency



Note: Horizontal distance axis grid lines are 200m furlongs.

## Disclaimer.

HRNZ and NZMTC and Thoroughbred Ratings Pty Ltd accepts no responsibility for the completeness or accuracy of any of the information contained herein, and makes no representations about its suitability for any particular purpose. Users should make their own judgements about those matters and/or seek independent advice. You assume all risks associated with use of the data provided on this page.



# Race Results



November 12, 2024, Race 11, IRT NEW ZEALAND TROTting CUP (STAND PACE), Distance 3200m, Addington - Survey 3200m

Result	TAB no.	Horse (Barrier)	3200 to	3000m to	2800m to	2600m to	2400m to
7th	1	<b>Tact McLeod (1)</b>	<b>3000m</b>	<b>2800m</b>	<b>2600m</b>	<b>2400m</b>	<b>2200m</b>
		Position in running (margin)	-	11(12.5)	12(14.8)	13(17.0)	14(17.6)
		Sectional time (s)	17.32	14.50	15.15	14.65	15.69
		Cumulative time (s)	236.96	219.64	205.14	189.99	175.34
		Speed (m/s)	11.55	13.79	13.20	13.65	12.75
		Stride length (m)	5.30	6.68	6.60	6.84	6.53
		Stride duration (s)	0.449	0.484	0.500	0.501	0.512
		Stride efficiency (%)	43.84	69.77	68.01	73.14	66.66
		Stride count	37.76	29.93	30.32	29.23	30.62

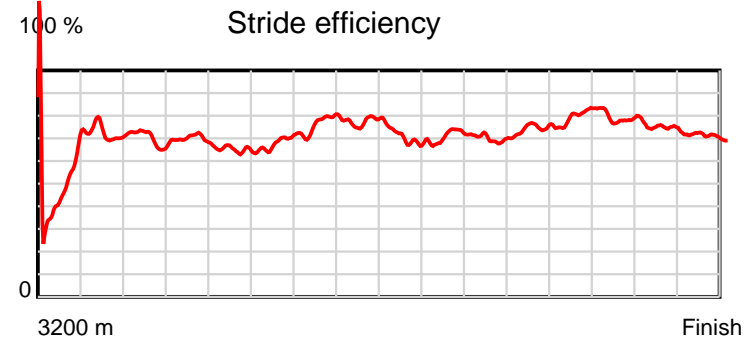
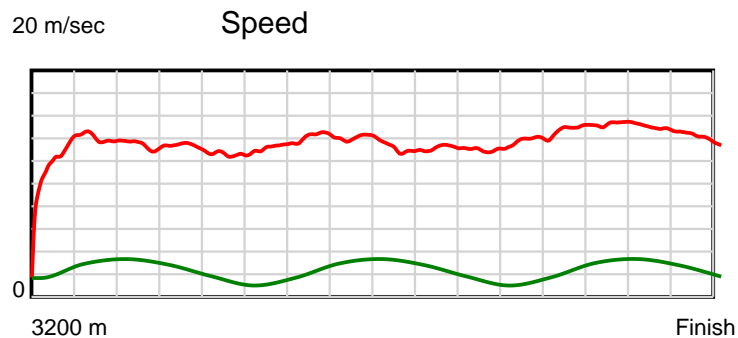
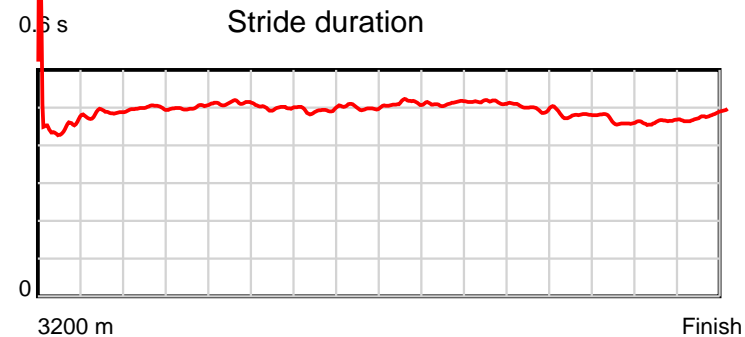
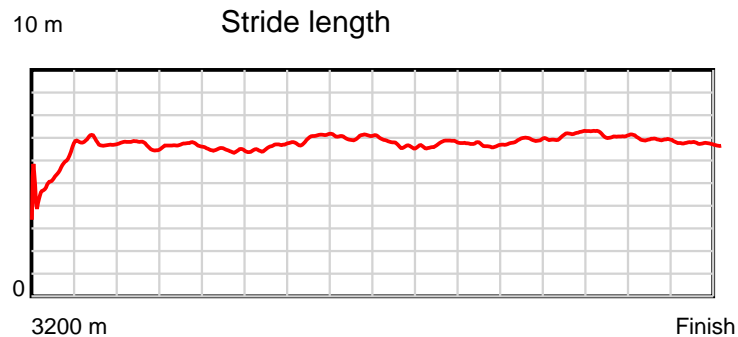
## Disclaimer.

HRNZ and NZMTC and Thoroughbred Ratings Pty Ltd accepts no responsibility for the completeness or accuracy of any of the information contained herein, and makes no representations about its suitability for any particular purpose. Users should make their own judgements about those matters and/or seek independent advice. You assume all risks associated with use of the data provided on this page.

# Race Results

November 12, 2024, Race 11, IRT NEW ZEALAND TROTTING CUP (STAND PACE), Distance 3200m, Addington - Survey 3200m

Result	TAB no.	Horse (Barrier)	2200m to	2000m to	1800m to	1600m to	1400m to	1200m to	1000m to	800m to	600m to	400m to	200m to	Total or	Margin
7th	1	<b>Tact McLeod (1)</b>	<b>2000m</b>	<b>1800m</b>	<b>1600m</b>	<b>1400m</b>	<b>1200m</b>	<b>1000m</b>	<b>800m</b>	<b>600m</b>	<b>400m</b>	<b>200m</b>	<b>WP</b>	<b>Average</b>	
		Position in running (margin)	14(16.2)	14(14.5)	13(13.0)	14(13.7)	13(13.8)	12(11.7)	13(12.3)	12(10.6)	12(9.7)	12(9.9)	8(7.5)		7.20
		Sectional time (s)	15.49	13.98	14.86	15.29	14.93	15.37	14.80	13.28	13.66	13.77	14.22		
		Cumulative time (s)	159.65	144.16	130.18	115.32	100.03	85.10	69.73	54.93	41.65	27.99	14.22	3:56.96	
		Speed (m/s)	12.91	14.31	13.46	13.08	13.40	13.01	13.51	15.06	14.64	14.52	14.06	13.50	
		Stride length (m)	6.45	7.06	6.74	6.71	6.85	6.69	6.73	7.22	6.78	6.73	6.80	6.64	
		Stride duration (s)	0.499	0.494	0.500	0.513	0.511	0.514	0.498	0.479	0.463	0.463	0.483	0.492	
		Stride efficiency (%)	64.94	77.97	70.90	70.40	73.29	69.95	70.88	81.36	71.74	70.76	72.20	68.92	
		Stride count	31.02	28.31	29.69	29.80	29.20	29.89	29.70	27.72	29.52	29.72	29.42	481.85	



Note: Horizontal distance axis grid lines are 200m furlongs.

#### Disclaimer.

HRNZ and NZMTC and Thoroughbred Ratings Pty Ltd accepts no responsibility for the completeness or accuracy of any of the information contained herein, and makes no representations about its suitability for any particular purpose. Users should make their own judgements about those matters and/or seek independent advice. You assume all risks associated with use of the data provided on this page.



# Race Results



November 12, 2024, Race 11, IRT NEW ZEALAND TROTTING CUP (STAND PACE), Distance 3200m, Addington - Survey 3200m

Result	TAB no.	Horse (Barrier)	3200 to	3000m to	2800m to	2600m to	2400m to
8th	12	<b>Franco Marek (9)</b>	<b>3000m</b>	<b>2800m</b>	<b>2600m</b>	<b>2400m</b>	<b>2200m</b>
		Position in running (margin)	-	2(0.2)	2(0.2)	3(1.7)	3(4.0)
		Sectional time (s)	15.28	14.14	15.02	14.93	15.99
		Cumulative time (s)	236.98	221.70	207.56	192.54	177.61
		Speed (m/s)	13.09	14.14	13.32	13.40	12.51
		Stride length (m)	5.80	6.48	5.97	6.28	5.95
		Stride duration (s)	0.433	0.458	0.448	0.468	0.475
		Stride efficiency (%)	52.61	65.67	55.70	61.55	55.23
		Stride count	34.47	30.85	33.50	31.87	33.64

## Disclaimer.

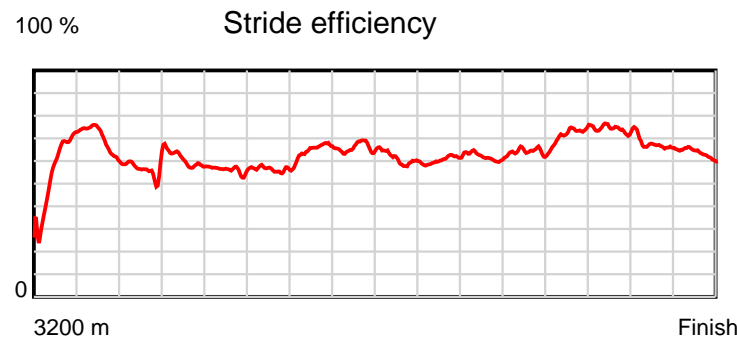
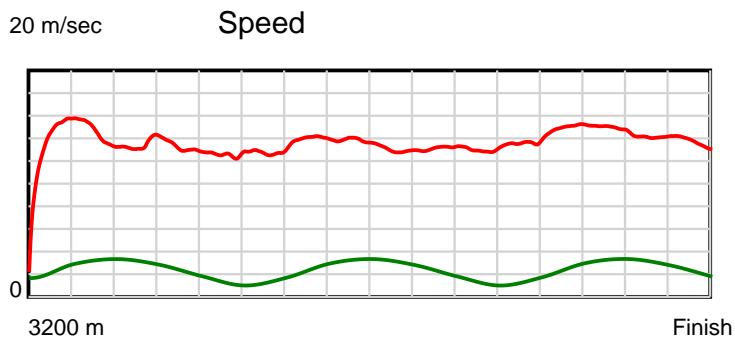
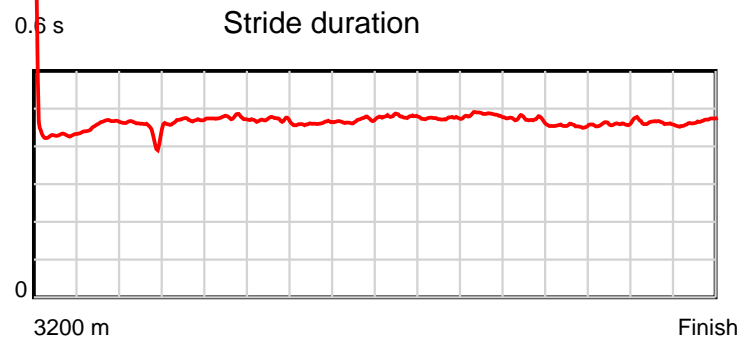
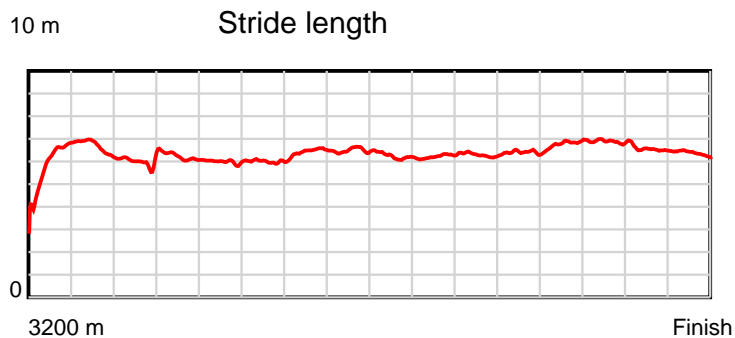
HRNZ and NZMTC and Thoroughbred Ratings Pty Ltd accepts no responsibility for the completeness or accuracy of any of the information contained herein, and makes no representations about its suitability for any particular purpose. Users should make their own judgements about those matters and/or seek independent advice. You assume all risks associated with use of the data provided on this page.



# Race Results

November 12, 2024, Race 11, IRT NEW ZEALAND TROTTING CUP (STAND PACE), Distance 3200m, Addington - Survey 3200m

Result	TAB no.	Horse (Barrier)	2200m to	2000m to	1800m to	1600m to	1400m to	1200m to	1000m to	800m to	600m to	400m to	200m to	Total or	Margin
8th	12	<b>Franco Marek (9)</b>	<b>2000m</b>	<b>1800m</b>	<b>1600m</b>	<b>1400m</b>	<b>1200m</b>	<b>1000m</b>	<b>800m</b>	<b>600m</b>	<b>400m</b>	<b>200m</b>	<b>WP</b>	<b>Average</b>	
		Position in running (margin)	3(4.4)	4(4.7)	5(5.2)	6(4.8)	5(5.1)	6(5.2)	6(6.5)	6(5.2)	6(4.6)	6(4.7)	4(4.3)		7.30
		Sectional time (s)	15.84	14.29	14.68	15.32	15.29	15.49	14.86	13.34	13.64	14.10	14.77		
		Cumulative time (s)	161.62	145.78	131.49	116.81	101.49	86.20	70.71	55.85	42.51	28.87	14.77	3:56.98	
		Speed (m/s)	12.63	14.00	13.62	13.05	13.08	12.91	13.46	14.99	14.66	14.18	13.54	13.50	
		Stride length (m)	5.93	6.43	6.39	6.24	6.20	6.24	6.32	6.81	6.74	6.53	6.32	6.28	
		Stride duration (s)	0.470	0.459	0.469	0.478	0.474	0.483	0.470	0.454	0.460	0.460	0.467	0.465	
		Stride efficiency (%)	55.02	64.56	63.80	60.81	60.15	60.83	62.51	72.48	71.07	66.55	62.38	61.58	
		Stride count	33.70	31.12	31.30	32.06	32.24	32.06	31.62	29.37	29.66	30.65	31.65	509.76	



Note: Horizontal distance axis grid lines are 200m furlongs.

#### Disclaimer.

HRNZ and NZMTC and Thoroughbred Ratings Pty Ltd accepts no responsibility for the completeness or accuracy of any of the information contained herein, and makes no representations about its suitability for any particular purpose. Users should make their own judgements about those matters and/or seek independent advice. You assume all risks associated with use of the data provided on this page.



# Race Results



November 12, 2024, Race 11, IRT NEW ZEALAND TROTting CUP (STAND PACE), Distance 3200m, Addington - Survey 3200m

Result	TAB no.	Horse (Barrier)	3200 to	3000m to	2800m to	2600m to	2400m to
9th	16	<b>Beach Ball (13)</b>	<b>3000m</b>	<b>2800m</b>	<b>2600m</b>	<b>2400m</b>	<b>2200m</b>
		Position in running (margin)	-	10(11.8)	10(13.7)	10(13.3)	9(12.2)
		Sectional time (s)	17.23	14.44	14.71	14.36	15.71
		Cumulative time (s)	237.06	219.83	205.39	190.68	176.32
		Speed (m/s)	11.61	13.85	13.60	13.93	12.73
		Stride length (m)	424.36	68.14	14.63	9.21	6.83
		Stride duration (s)	32.888	4.920	1.076	0.661	0.536
		Stride efficiency (%)	281405.56	7254.47	334.68	132.51	72.85
		Stride count	0.47	2.94	13.67	21.72	29.29

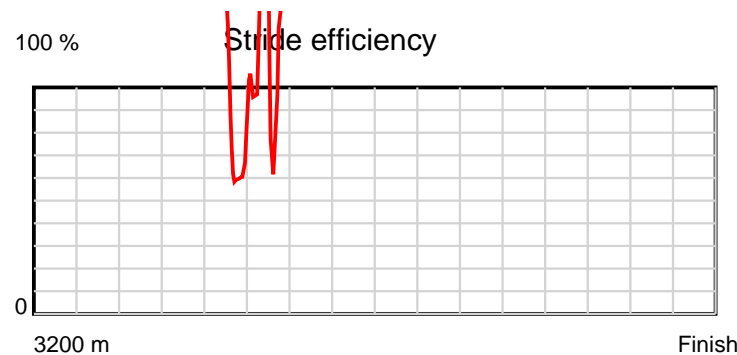
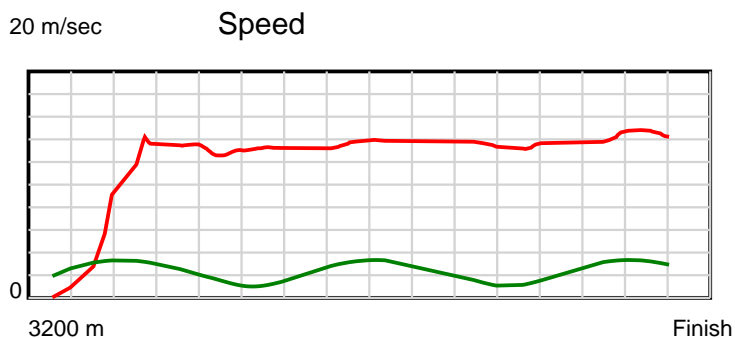
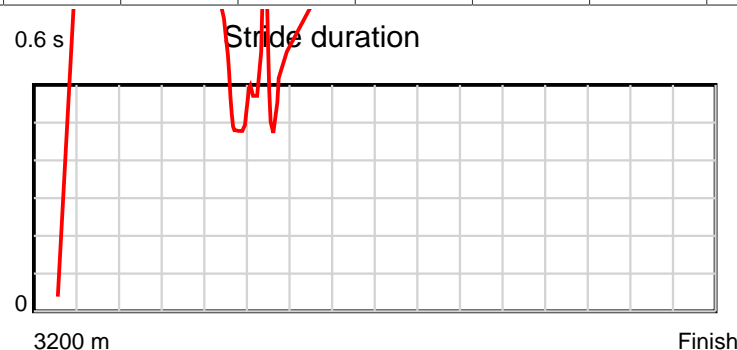
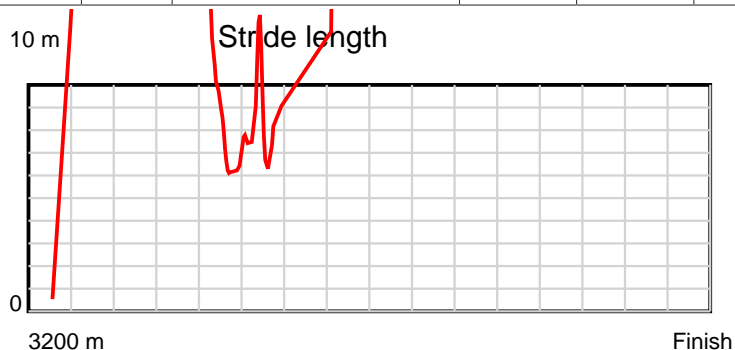
## Disclaimer.

HRNZ and NZMTC and Thoroughbred Ratings Pty Ltd accepts no responsibility for the completeness or accuracy of any of the information contained herein, and makes no representations about its suitability for any particular purpose. Users should make their own judgements about those matters and/or seek independent advice. You assume all risks associated with use of the data provided on this page.

# Race Results

November 12, 2024, Race 11, IRT NEW ZEALAND TROTTING CUP (STAND PACE), Distance 3200m, Addington - Survey 3200m

Result	TAB no.	Horse (Barrier)	2200m to	2000m to	1800m to	1600m to	1400m to	1200m to	1000m to	800m to	600m to	400m to	200m to	Total or	Margin
9th	16	<b>Beach Ball (13)</b>	<b>2000m</b>	<b>1800m</b>	<b>1600m</b>	<b>1400m</b>	<b>1200m</b>	<b>1000m</b>	<b>800m</b>	<b>600m</b>	<b>400m</b>	<b>200m</b>	<b>WP</b>	<b>Average</b>	
		Position in running (margin)	10(11.0)	9(9.1)	8(8.1)	8(8.7)	7(8.3)	7(6.7)	7(7.2)	7(5.6)	7(5.2)	8(8.3)	9(7.9)		7.70
		Sectional time (s)	15.47	14.05	14.85	15.21	15.01	15.36	14.81	13.36	14.14	14.12	14.23		
		Cumulative time (s)	160.61	145.14	131.09	116.24	101.03	86.02	70.66	55.85	42.49	28.35	14.23	3:57.06	
		Speed (m/s)	12.93	14.23	13.47	13.15	13.32	13.02	13.50	14.97	14.14	14.16	14.05	13.50	
		Stride length (m)	9.12	40.55	14.00	21.42	32.03	38.70	16.60	28.12	21.68	15.10	19.89	17.61	
		Stride duration (s)	0.705	2.849	1.040	1.629	2.404	2.972	1.229	1.879	1.532	1.066	1.415	1.305	
		Stride efficiency (%)	129.93	2569.68	306.20	716.91	1603.03	2340.43	430.57	1235.39	734.25	356.25	618.27	484.78	
		Stride count	21.93	4.93	14.29	9.34	6.24	5.17	12.05	7.11	9.23	13.25	10.05	181.68	



Note: Horizontal distance axis grid lines are 200m furlongs.

**Disclaimer.**

HRNZ and NZMTC and Thoroughbred Ratings Pty Ltd accepts no responsibility for the completeness or accuracy of any of the information contained herein, and makes no representations about its suitability for any particular purpose. Users should make their own judgements about those matters and/or seek independent advice. You assume all risks associated with use of the data provided on this page.



# Race Results



November 12, 2024, Race 11, IRT NEW ZEALAND TROTTING CUP (STAND PACE), Distance 3200m, Addington - Survey 3200m

Result	TAB no.	Horse (Barrier)	3200 to	3000m to	2800m to	2600m to	2400m to
10th	2	Aroda (2)	3000m	2800m	2600m	2400m	2200m
		Position in running (margin)	-	9(8.3)	9(9.8)	9(12.5)	11(12.9)
		Sectional time (s)	16.42	14.38	15.22	14.62	15.88
		Cumulative time (s)	237.56	221.14	206.76	191.54	176.92
		Speed (m/s)	12.18	13.91	13.14	13.68	12.59
		Stride length (m)	5.41	6.13	5.92	6.21	5.87
		Stride duration (s)	0.430	0.441	0.450	0.454	0.466
		Stride efficiency (%)	45.81	58.71	54.73	60.32	53.80
		Stride count	36.94	32.63	33.79	32.19	34.09

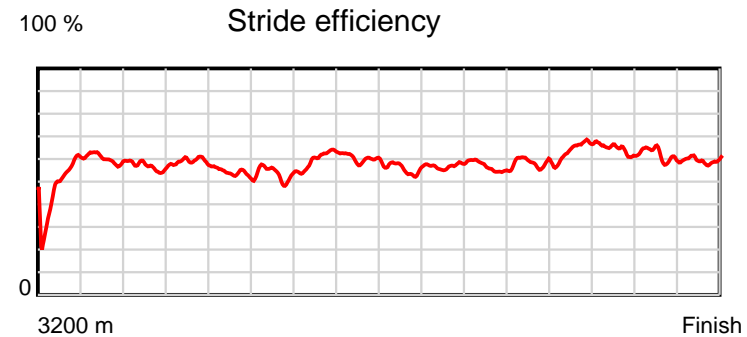
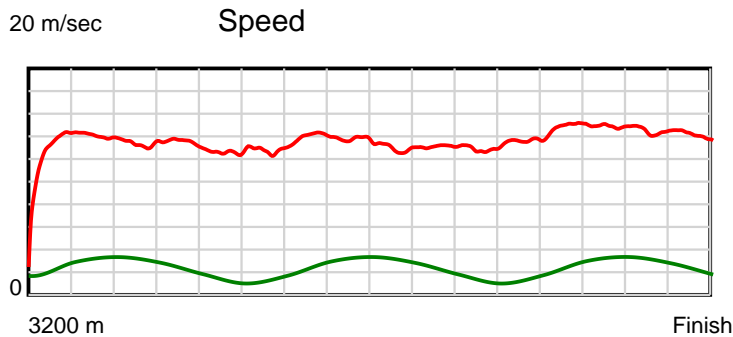
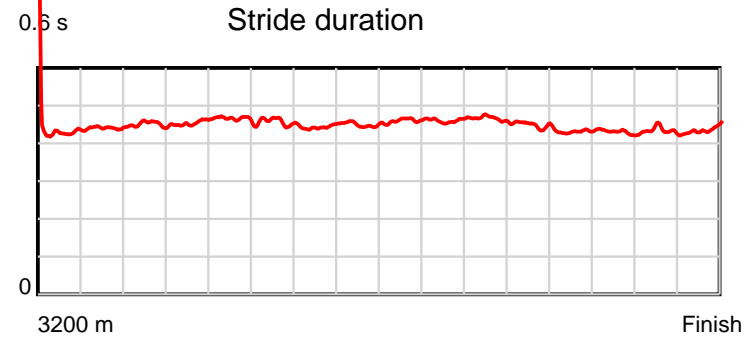
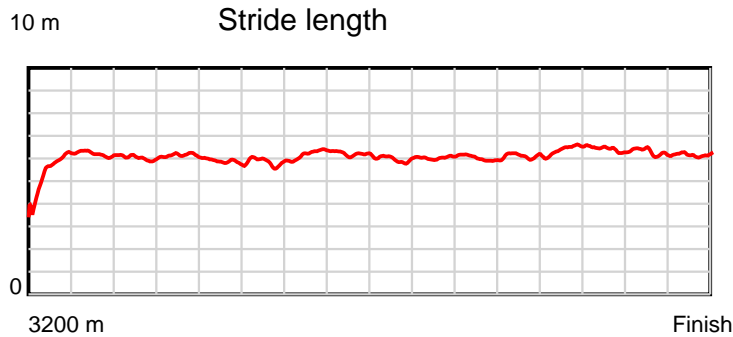
## Disclaimer.

HRNZ and NZMTC and Thoroughbred Ratings Pty Ltd accepts no responsibility for the completeness or accuracy of any of the information contained herein, and makes no representations about its suitability for any particular purpose. Users should make their own judgements about those matters and/or seek independent advice. You assume all risks associated with use of the data provided on this page.

# Race Results

November 12, 2024, Race 11, IRT NEW ZEALAND TROTTING CUP (STAND PACE), Distance 3200m, Addington - Survey 3200m

Result	TAB no.	Horse (Barrier)	2200m to	2000m to	1800m to	1600m to	1400m to	1200m to	1000m to	800m to	600m to	400m to	200m to	Total or	Margin
10th	2	Aroda (2)	2000m	1800m	1600m	1400m	1200m	1000m	800m	600m	400m	200m	WP	Average	
		Position in running (margin)	11(12.7)	12(13.1)	14(13.3)	13(13.0)	14(13.9)	14(13.3)	14(14.4)	14(13.3)	14(12.8)	13(13.0)	14(11.0)		10.40
		Sectional time (s)	15.86	14.24	14.70	15.41	15.19	15.45	14.90	13.35	13.65	13.85	14.44		
		Cumulative time (s)	161.04	145.18	130.94	116.24	100.83	85.64	70.19	55.29	41.94	28.29	14.44	3:57.56	
		Speed (m/s)	12.61	14.04	13.61	12.98	13.17	12.94	13.42	14.98	14.65	14.44	13.85	13.47	
		Stride length (m)	5.76	6.22	6.13	5.97	6.07	6.02	6.02	6.46	6.29	6.26	6.07	6.04	
		Stride duration (s)	0.457	0.443	0.450	0.460	0.461	0.465	0.448	0.431	0.430	0.434	0.439	0.448	
		Stride efficiency (%)	51.89	60.41	58.63	55.74	57.52	56.62	56.59	65.18	61.89	61.23	57.66	57.03	
		Stride count	34.71	32.17	32.65	33.49	32.97	33.23	33.24	30.97	31.78	31.95	32.92	529.72	



Note: Horizontal distance axis grid lines are 200m furlongs.

#### Disclaimer.

HRNZ and NZMTC and Thoroughbred Ratings Pty Ltd accepts no responsibility for the completeness or accuracy of any of the information contained herein, and makes no representations about its suitability for any particular purpose. Users should make their own judgements about those matters and/or seek independent advice. You assume all risks associated with use of the data provided on this page.



# Race Results



November 12, 2024, Race 11, IRT NEW ZEALAND TROTTING CUP (STAND PACE), Distance 3200m, Addington - Survey 3200m

Result	TAB no.	Horse (Barrier)	3200 to	3000m to	2800m to	2600m to	2400m to
11th	3	<b>Charlie Brown (3)</b>	<b>3000m</b>	<b>2800m</b>	<b>2600m</b>	<b>2400m</b>	<b>2200m</b>
		Position in running (margin)	-	7(7.0)	8(8.8)	8(11.4)	8(11.9)
		Sectional time (s)	16.08	14.43	15.20	14.64	15.66
		Cumulative time (s)	237.56	221.48	207.05	191.85	177.21
		Speed (m/s)	12.44	13.86	13.16	13.66	12.77
		Stride length (m)	5.53	6.24	6.13	6.43	6.15
		Stride duration (s)	0.444	0.450	0.466	0.470	0.481
		Stride efficiency (%)	47.77	60.81	58.65	64.54	59.03
		Stride count	36.17	32.06	32.65	31.12	32.54

## Disclaimer.

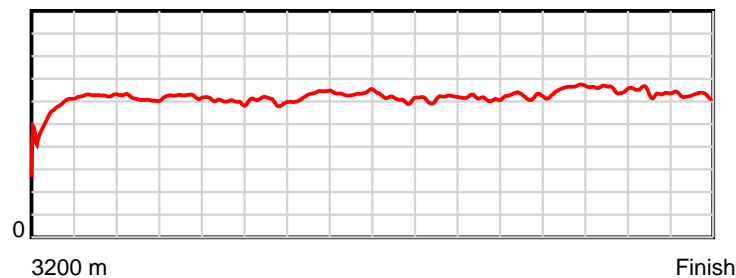
HRNZ and NZMTC and Thoroughbred Ratings Pty Ltd accepts no responsibility for the completeness or accuracy of any of the information contained herein, and makes no representations about its suitability for any particular purpose. Users should make their own judgements about those matters and/or seek independent advice. You assume all risks associated with use of the data provided on this page.

# Race Results

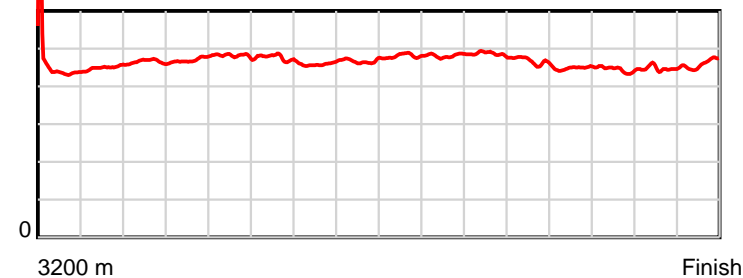
November 12, 2024, Race 11, IRT NEW ZEALAND TROTTING CUP (STAND PACE), Distance 3200m, Addington - Survey 3200m

Result	TAB no.	Horse (Barrier)	2200m to	2000m to	1800m to	1600m to	1400m to	1200m to	1000m to	800m to	600m to	400m to	200m to	Total or	Margin
11th	3	<b>Charlie Brown (3)</b>	<b>2000m</b>	<b>1800m</b>	<b>1600m</b>	<b>1400m</b>	<b>1200m</b>	<b>1000m</b>	<b>800m</b>	<b>600m</b>	<b>400m</b>	<b>200m</b>	<b>WP</b>	<b>Average</b>	
		Position in running (margin)	9(10.4)	11(10.9)	12(12.3)	12(12.5)	11(12.2)	13(12.6)	12(11.9)	13(10.6)	13(11.6)	14(13.4)	13(10.8)		10.40
		Sectional time (s)	15.88	14.44	14.78	15.22	15.34	15.15	14.89	13.58	13.93	13.76	14.58		
		Cumulative time (s)	161.55	145.67	131.23	116.45	101.23	85.89	70.74	55.85	42.27	28.34	14.58	3:57.56	
		Speed (m/s)	12.59	13.85	13.53	13.14	13.04	13.20	13.43	14.73	14.36	14.53	13.72	13.47	
		Stride length (m)	6.00	6.35	6.32	6.32	6.28	6.42	6.29	6.60	6.39	6.50	6.34	6.26	
		Stride duration (s)	0.476	0.459	0.467	0.481	0.481	0.486	0.468	0.448	0.445	0.447	0.462	0.465	
		Stride efficiency (%)	56.28	63.09	62.46	62.45	61.56	64.35	61.80	68.08	63.86	66.12	62.78	61.20	
		Stride count	33.32	31.48	31.64	31.64	31.87	31.17	31.80	30.30	31.29	30.75	31.55	511.35	

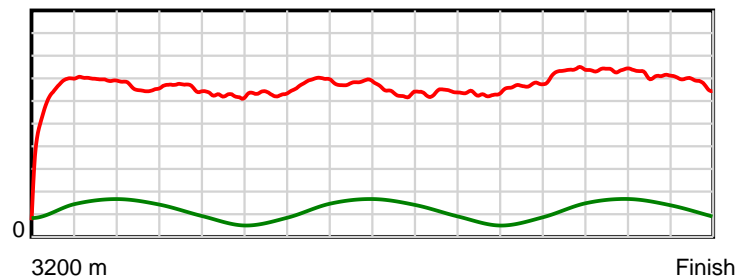
10 m Stride length



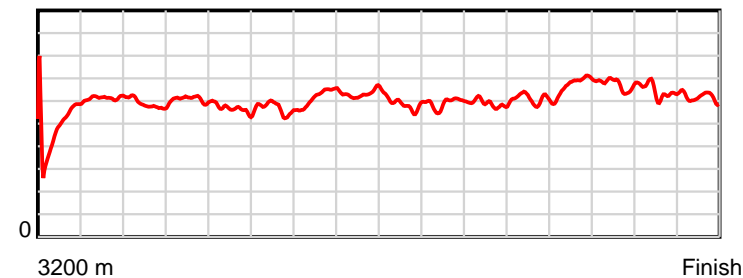
0.5 s Stride duration



20 m/sec Speed



100 % Stride efficiency



Note: Horizontal distance axis grid lines are 200m furlongs.

**Disclaimer.**

HRNZ and NZMTC and Thoroughbred Ratings Pty Ltd accepts no responsibility for the completeness or accuracy of any of the information contained herein, and makes no representations about its suitability for any particular purpose. Users should make their own judgements about those matters and/or seek independent advice. You assume all risks associated with use of the data provided on this page.



# Race Results



November 12, 2024, Race 11, IRT NEW ZEALAND TROTTING CUP (STAND PACE), Distance 3200m, Addington - Survey 3200m

Result	TAB no.	Horse (Barrier)	3200 to	3000m to	2800m to	2600m to	2400m to
12th	18	<b>Alta Meteor (15)</b>	<b>3000m</b>	<b>2800m</b>	<b>2600m</b>	<b>2400m</b>	<b>2200m</b>
		Position in running (margin)	-	6(6.0)	6(5.7)	5(7.1)	5(6.9)
		Sectional time (s)	16.23	14.09	15.00	14.51	15.99
		Cumulative time (s)	237.97	221.74	207.65	192.65	178.14
		Speed (m/s)	12.32	14.19	13.33	13.78	12.51
		Stride length (m)	5.74	6.33	6.21	6.46	6.04
		Stride duration (s)	0.431	0.446	0.466	0.469	0.483
		Stride efficiency (%)	51.42	62.67	60.32	65.26	56.92
		Stride count	34.87	31.58	32.19	30.95	33.14

## Disclaimer.

HRNZ and NZMTC and Thoroughbred Ratings Pty Ltd accepts no responsibility for the completeness or accuracy of any of the information contained herein, and makes no representations about its suitability for any particular purpose. Users should make their own judgements about those matters and/or seek independent advice. You assume all risks associated with use of the data provided on this page.

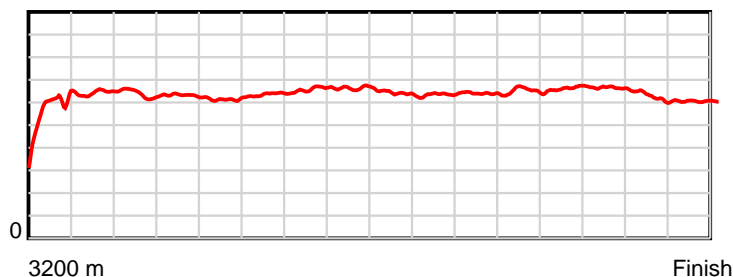


# Race Results

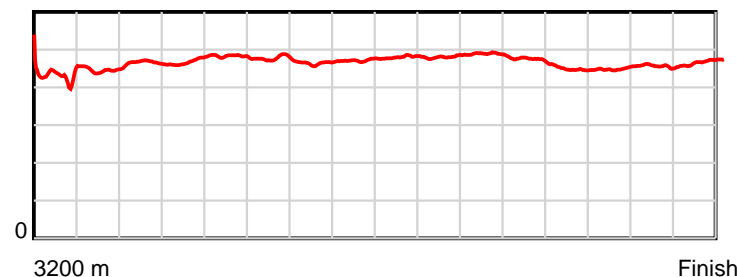
November 12, 2024, Race 11, IRT NEW ZEALAND TROTTING CUP (STAND PACE), Distance 3200m, Addington - Survey 3200m

Result	TAB no.	Horse (Barrier)	2200m to	2000m to	1800m to	1600m to	1400m to	1200m to	1000m to	800m to	600m to	400m to	200m to	Total or	Margin
12th	18	<b>Alta Meteor (15)</b>	<b>2000m</b>	<b>1800m</b>	<b>1600m</b>	<b>1400m</b>	<b>1200m</b>	<b>1000m</b>	<b>800m</b>	<b>600m</b>	<b>400m</b>	<b>200m</b>	<b>WP</b>	<b>Average</b>	
		Position in running (margin)	5(7.3)	5(5.1)	4(4.5)	4(3.4)	3(3.7)	3(2.0)	3(3.1)	3(2.0)	3(1.9)	3(2.8)	7(6.5)		12.70
		Sectional time (s)	15.43	14.12	14.56	15.31	15.00	15.46	14.91	13.41	13.76	14.80	15.39		
		Cumulative time (s)	162.15	146.72	132.60	118.04	102.73	87.73	72.27	57.36	43.95	30.19	15.39	3:57.97	
		Speed (m/s)	12.96	14.16	13.74	13.06	13.33	12.94	13.41	14.91	14.53	13.51	13.00	13.45	
		Stride length (m)	6.18	6.58	6.48	6.28	6.41	6.31	6.34	6.66	6.55	6.17	6.09	6.29	
		Stride duration (s)	0.477	0.465	0.472	0.481	0.481	0.487	0.472	0.447	0.451	0.456	0.469	0.468	
		Stride efficiency (%)	59.72	67.67	65.70	61.59	64.27	62.16	62.76	69.39	67.04	59.44	57.92	61.90	
		Stride count	32.35	30.39	30.84	31.86	31.19	31.71	31.56	30.01	30.53	32.43	32.85	508.45	

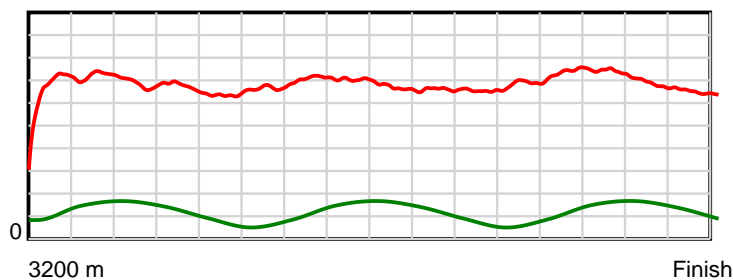
10 m Stride length



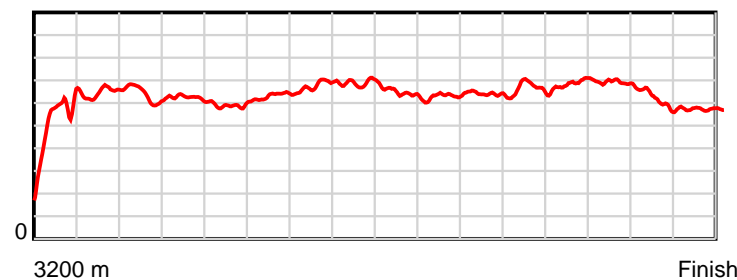
0.6 s Stride duration



20 m/sec Speed



100 % Stride efficiency



Note: Horizontal distance axis grid lines are 200m furlongs.

### Disclaimer.

HRNZ and NZMTC and Thoroughbred Ratings Pty Ltd accepts no responsibility for the completeness or accuracy of any of the information contained herein, and makes no representations about its suitability for any particular purpose. Users should make their own judgements about those matters and/or seek independent advice. You assume all risks associated with use of the data provided on this page.



# Race Results



November 12, 2024, Race 11, IRT NEW ZEALAND TROTting CUP (STAND PACE), Distance 3200m, Addington - Survey 3200m

Result	TAB no.	Horse (Barrier)	3200 to	3000m to	2800m to	2600m to	2400m to
13th	6	American Me (6)	3000m	2800m	2600m	2400m	2200m
		Position in running (margin)	-	1(0.0)	3(1.4)	4(5.8)	4(6.4)
		Sectional time (s)	15.08	14.36	15.51	14.64	15.89
		Cumulative time (s)	238.10	223.02	208.66	193.15	178.51
		Speed (m/s)	13.26	13.93	12.89	13.66	12.59
		Stride length (m)	5.84	6.37	6.06	6.51	6.10
		Stride duration (s)	0.434	0.457	0.470	0.477	0.484
		Stride efficiency (%)	53.26	63.47	57.39	66.23	58.11
		Stride count	34.26	31.38	33.00	30.72	32.80

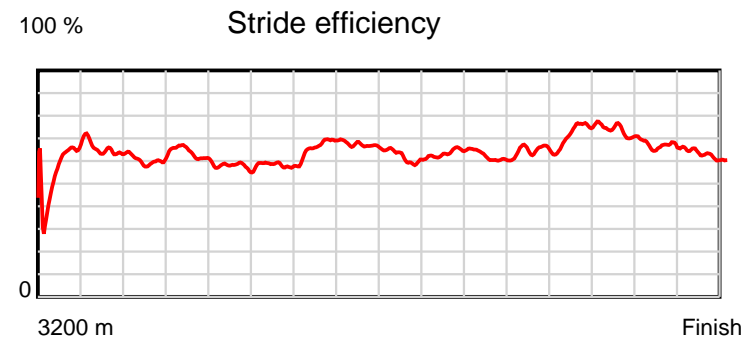
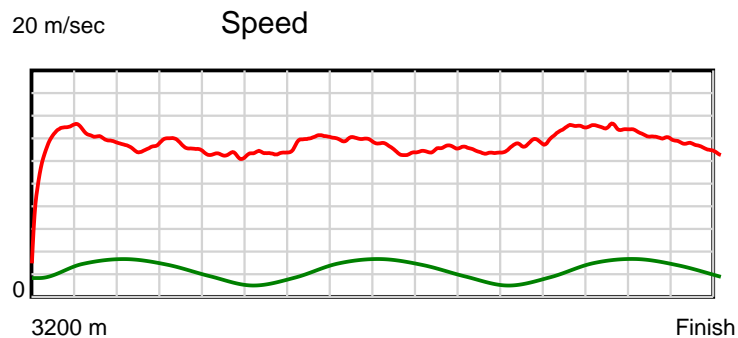
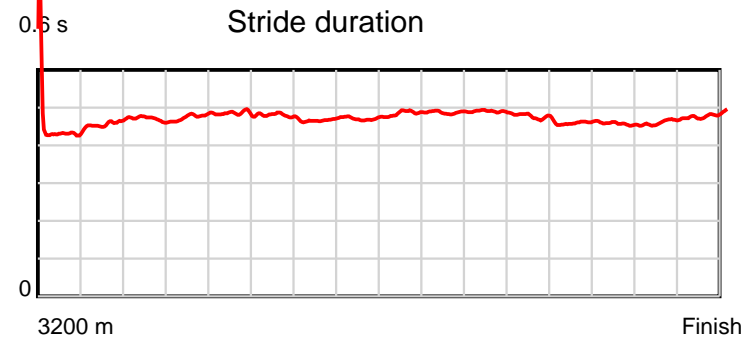
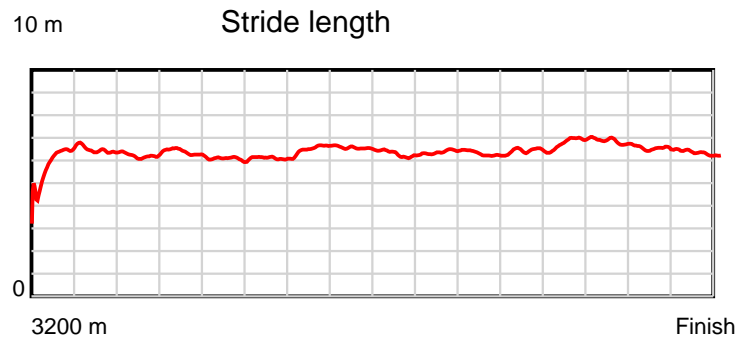
## Disclaimer.

HRNZ and NZMTC and Thoroughbred Ratings Pty Ltd accepts no responsibility for the completeness or accuracy of any of the information contained herein, and makes no representations about its suitability for any particular purpose. Users should make their own judgements about those matters and/or seek independent advice. You assume all risks associated with use of the data provided on this page.

# Race Results

November 12, 2024, Race 11, IRT NEW ZEALAND TROTTING CUP (STAND PACE), Distance 3200m, Addington - Survey 3200m

Result	TAB no.	Horse (Barrier)	2200m to	2000m to	1800m to	1600m to	1400m to	1200m to	1000m to	800m to	600m to	400m to	200m to	Total or	Margin
13th	6	American Me (6)	2000m	1800m	1600m	1400m	1200m	1000m	800m	600m	400m	200m	WP	Average	
		Position in running (margin)	4(6.2)	7(6.9)	7(6.6)	7(7.3)	8(8.6)	8(7.7)	8(8.2)	8(6.9)	8(6.4)	7(6.9)	11(8.7)		13.30
		Sectional time (s)	15.90	14.17	14.87	15.49	15.13	15.35	14.87	13.35	13.69	14.49	15.31		
		Cumulative time (s)	162.62	146.72	132.55	117.68	102.19	87.06	71.71	56.84	43.49	29.80	15.31	3:58.10	
		Speed (m/s)	12.58	14.11	13.45	12.91	13.22	13.03	13.45	14.98	14.61	13.80	13.06	13.44	
		Stride length (m)	6.04	6.58	6.34	6.28	6.44	6.38	6.38	6.89	6.66	6.40	6.29	6.34	
		Stride duration (s)	0.480	0.466	0.471	0.486	0.487	0.490	0.474	0.460	0.456	0.463	0.481	0.472	
		Stride efficiency (%)	56.92	67.75	62.82	61.58	64.87	63.58	63.53	74.18	69.34	63.91	61.74	62.75	
		Stride count	33.14	30.38	31.54	31.86	31.04	31.35	31.37	29.03	30.02	31.27	31.82	504.98	



Note: Horizontal distance axis grid lines are 200m furlongs.

#### Disclaimer.

HRNZ and NZMTC and Thoroughbred Ratings Pty Ltd accepts no responsibility for the completeness or accuracy of any of the information contained herein, and makes no representations about its suitability for any particular purpose. Users should make their own judgements about those matters and/or seek independent advice. You assume all risks associated with use of the data provided on this page.



# Race Results



November 12, 2024, Race 11, IRT NEW ZEALAND TROTTING CUP (STAND PACE), Distance 3200m, Addington - Survey 3200m

Result	TAB no.	Horse (Barrier)	3200 to	3000m to	2800m to	2600m to	2400m to
14th	13	<b>Mach Shard (10)</b>	<b>3000m</b>	<b>2800m</b>	<b>2600m</b>	<b>2400m</b>	<b>2200m</b>
		Position in running (margin)	-	5(4.1)	5(5.2)	6(8.7)	6(9.1)
		Sectional time (s)	15.88	14.31	15.36	14.60	15.84
		Cumulative time (s)	238.13	222.25	207.94	192.58	177.98
		Speed (m/s)	12.59	13.98	13.02	13.70	12.63
		Stride length (m)	5.72	6.30	6.01	6.36	5.94
		Stride duration (s)	0.435	0.451	0.461	0.464	0.471
		Stride efficiency (%)	51.14	62.10	56.41	63.12	55.21
		Stride count	34.96	31.73	33.29	31.47	33.65

## Disclaimer.

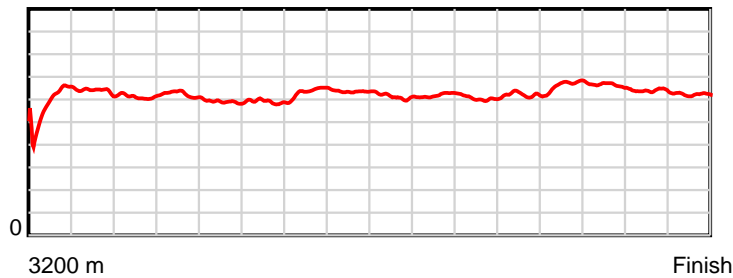
HRNZ and NZMTC and Thoroughbred Ratings Pty Ltd accepts no responsibility for the completeness or accuracy of any of the information contained herein, and makes no representations about its suitability for any particular purpose. Users should make their own judgements about those matters and/or seek independent advice. You assume all risks associated with use of the data provided on this page.

# Race Results

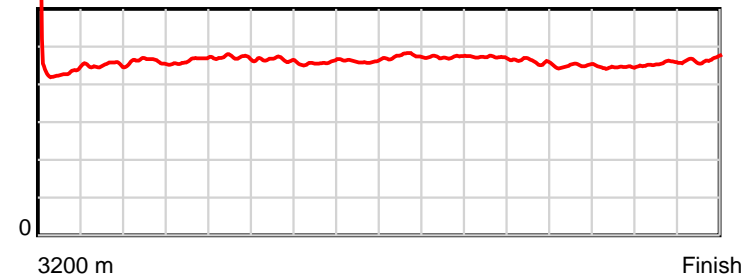
November 12, 2024, Race 11, IRT NEW ZEALAND TROTTING CUP (STAND PACE), Distance 3200m, Addington - Survey 3200m

Result	TAB no.	Horse (Barrier)	2200m to	2000m to	1800m to	1600m to	1400m to	1200m to	1000m to	800m to	600m to	400m to	200m to	Total or	Margin
14th	13	<b>Mach Shard (10)</b>	<b>2000m</b>	<b>1800m</b>	<b>1600m</b>	<b>1400m</b>	<b>1200m</b>	<b>1000m</b>	<b>800m</b>	<b>600m</b>	<b>400m</b>	<b>200m</b>	<b>WP</b>	<b>Average</b>	
		Position in running (margin)	7(8.5)	8(8.6)	9(9.0)	9(8.9)	10(10.3)	10(9.7)	10(10.1)	10(9.2)	11(9.2)	11(9.8)	12(10.2)		13.50
		Sectional time (s)	15.81	14.27	14.73	15.50	15.19	15.33	14.94	13.43	13.73	14.25	14.96		
		Cumulative time (s)	162.14	146.33	132.06	117.33	101.83	86.64	71.31	56.37	42.94	29.21	14.96	3:58.13	
		Speed (m/s)	12.65	14.02	13.58	12.90	13.17	13.05	13.39	14.89	14.57	14.04	13.37	13.44	
		Stride length (m)	5.89	6.41	6.26	6.12	6.23	6.15	6.17	6.69	6.49	6.39	6.24	6.20	
		Stride duration (s)	0.466	0.457	0.461	0.474	0.473	0.471	0.461	0.449	0.446	0.455	0.467	0.461	
		Stride efficiency (%)	54.24	64.21	61.28	58.51	60.60	59.01	59.41	69.93	65.86	63.74	60.91	60.09	
		Stride count	33.95	31.20	31.94	32.68	32.12	32.55	32.44	29.90	30.81	31.32	32.03	516.04	

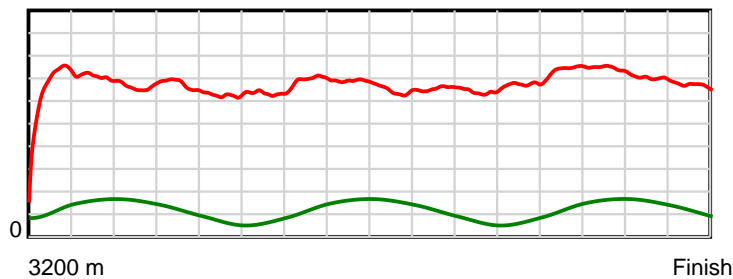
10 m Stride length



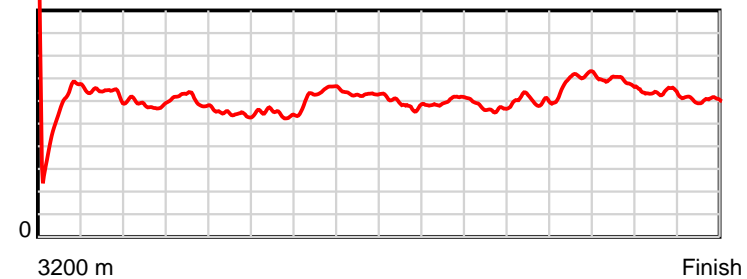
0.6 s Stride duration



20 m/sec Speed



100 % Stride efficiency



Note: Horizontal distance axis grid lines are 200m furlongs.

**Disclaimer.**

HRNZ and NZMTC and Thoroughbred Ratings Pty Ltd accepts no responsibility for the completeness or accuracy of any of the information contained herein, and makes no representations about its suitability for any particular purpose. Users should make their own judgements about those matters and/or seek independent advice. You assume all risks associated with use of the data provided on this page.



# Race Results



November 12, 2024, Race 11, IRT NEW ZEALAND TROTTING CUP (STAND PACE), Distance 3200m, Addington - Survey 3200m

Result	TAB no.	Horse (Barrier)	3200 to 3000m	3000m to 2800m	2800m to 2600m	2600m to 2400m	2400m to 2200m
15th	17	<b>Dalton Shard (14)</b>					
		Position in running (margin)	-	()	()	()	()
		Sectional time (s)					
		Cumulative time (s)	NaN	NaN	NaN	NaN	NaN
		Speed (m/s)					
		Stride length (m)					
		Stride duration (s)					
		Stride efficiency (%)					
		Stride count					

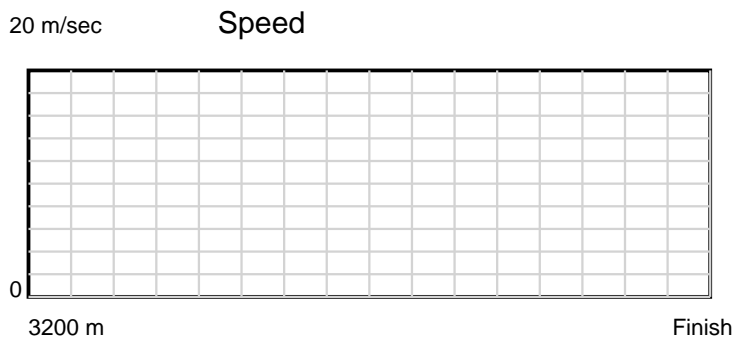
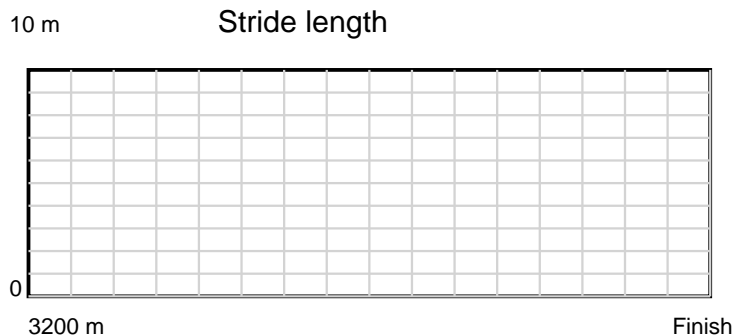
## Disclaimer.

HRNZ and NZMTC and Thoroughbred Ratings Pty Ltd accepts no responsibility for the completeness or accuracy of any of the information contained herein, and makes no representations about its suitability for any particular purpose. Users should make their own judgements about those matters and/or seek independent advice. You assume all risks associated with use of the data provided on this page.

# Race Results

November 12, 2024, Race 11, IRT NEW ZEALAND TROTTING CUP (STAND PACE), Distance 3200m, Addington - Survey 3200m

Result	TAB no.	Horse (Barrier)	2200m to	2000m to	1800m to	1600m to	1400m to	1200m to	1000m to	800m to	600m to	400m to	200m to	Total or	Margin
15th	17	<b>Dalton Shard (14)</b>	<b>2000m</b>	<b>1800m</b>	<b>1600m</b>	<b>1400m</b>	<b>1200m</b>	<b>1000m</b>	<b>800m</b>	<b>600m</b>	<b>400m</b>	<b>200m</b>	<b>WP</b>	<b>Average</b>	
		Position in running (margin)	()	()	()	()	()	()	()	()	()	()	()		23.30
		Sectional time (s)													
		Cumulative time (s)	NaN	NaN	NaN	NaN	NaN	NaN	NaN	NaN	NaN	NaN	NaN	3:59.94	
		Speed (m/s)													
		Stride length (m)													
		Stride duration (s)													
		Stride efficiency (%)													
		Stride count													



Note: Horizontal distance axis grid lines are 200m furlongs.

**Disclaimer.**

HRNZ and NZMTC and Thoroughbred Ratings Pty Ltd accepts no responsibility for the completeness or accuracy of any of the information contained herein, and makes no representations about its suitability for any particular purpose. Users should make their own judgements about those matters and/or seek independent advice. You assume all risks associated with use of the data provided on this page.