



## Race Results

NZ Metropolitan Trotting Club Inc, HRNZ, November 12, 2024

Compilation date: November 12, 2024, 6:36:57 PM (NZDT)

Copyright © 2024 HRNZ and NZMTC. All rights reserved.

### Trademarks.

StrideMASTER is a registered trademark of Thoroughbred Ratings Pty Ltd.

### Disclaimer.

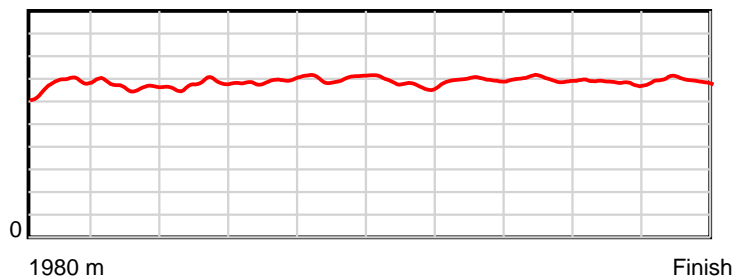
HRNZ and NZMTC and Thoroughbred Ratings Pty Ltd accepts no responsibility for the completeness or accuracy of any of the information contained herein, and makes no representations about its suitability for any particular purpose. Users should make their own judgements about those matters and/or seek independent advice. You assume all risks associated with use of the data provided on this page.

# Race Results

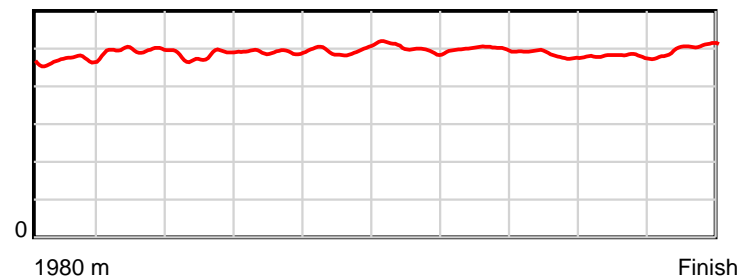
November 12, 2024, Race 12, GOLD BAND TAXIS MOBILE PACE, Distance 1980m, Addington - Survey 1980m

Result	TAB no.	Horse (Barrier)	1980 to	1800m to	1600m to	1400m to	1200m to	1000m to	800m to	600m to	400m to	200m to	Total or	Margin
1st	3	Borrisokane (3)	1800m	1600m	1400m	1200m	1000m	800m	600m	400m	200m	WP	Average	
		Position in running (margin)	-	7(4.5)	9(8.4)	5(4.1)	1(0.0)	1(0.0)	1(0.0)	1(0.0)	1(0.0)	1(0.0)		0.00
		Sectional time (s)	12.68	15.33	14.33	14.19	14.18	15.11	14.29	14.00	13.77	14.53		
		Cumulative time (s)	142.41	129.73	114.40	100.07	85.88	71.70	56.59	42.30	28.30	14.53	2:22.41	
		Speed (m/s)	14.20	13.05	13.96	14.09	14.10	13.24	14.00	14.29	14.52	13.76	13.90	
		Stride length (m)	6.74	6.48	6.74	6.93	7.01	6.60	7.00	6.91	6.96	6.91	6.82	
		Stride duration (s)	0.469	0.497	0.482	0.491	0.497	0.499	0.500	0.484	0.479	0.502	0.491	
		Stride efficiency (%)	71.03	65.69	70.89	75.01	76.69	68.15	76.47	74.58	75.79	74.66	72.77	
		Stride count	26.70	30.85	29.69	28.87	28.55	30.28	28.59	28.95	28.72	28.94	290.14	

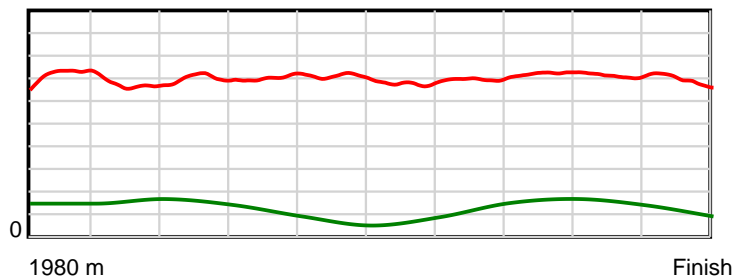
10 m Stride length



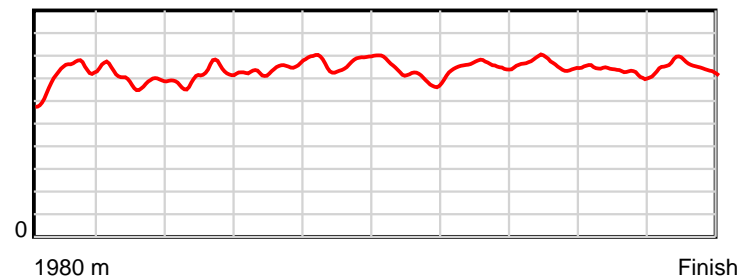
0.6 s Stride duration



20 m/sec Speed



100 % Stride efficiency



Note: Horizontal distance axis grid lines are 200m furlongs.

## Disclaimer.

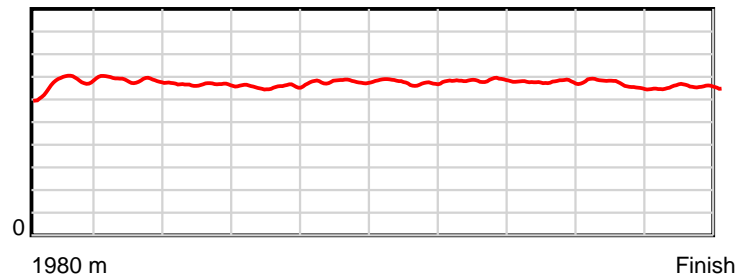
HRNZ and NZMTC and Thoroughbred Ratings Pty Ltd accepts no responsibility for the completeness or accuracy of any of the information contained herein, and makes no representations about its suitability for any particular purpose. Users should make their own judgements about those matters and/or seek independent advice. You assume all risks associated with use of the data provided on this page.

# Race Results

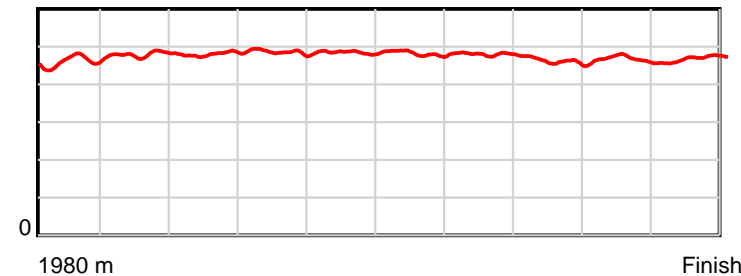
November 12, 2024, Race 12, GOLD BAND TAXIS MOBILE PACE, Distance 1980m, Addington - Survey 1980m

Result	TAB no.	Horse (Barrier)	1980 to	1800m to	1600m to	1400m to	1200m to	1000m to	800m to	600m to	400m to	200m to	Total or	Margin
2nd	9	<b>Next Level (8)</b>	<b>1800m</b>	<b>1600m</b>	<b>1400m</b>	<b>1200m</b>	<b>1000m</b>	<b>800m</b>	<b>600m</b>	<b>400m</b>	<b>200m</b>	<b>WP</b>	<b>Average</b>	
		Position in running (margin)	-	6(4.1)	6(5.2)	3(2.1)	3(2.0)	3(3.3)	2(2.3)	2(1.2)	2(1.2)	2(2.2)		0.80
		Sectional time (s)	12.61	14.86	14.54	14.85	14.41	14.94	14.11	14.00	13.93	14.30		
		Cumulative time (s)	142.55	129.94	115.08	100.54	85.69	71.28	56.34	42.23	28.23	14.30	2:22.55	
		Speed (m/s)	14.28	13.46	13.76	13.47	13.88	13.39	14.17	14.29	14.36	13.99	13.89	
		Stride length (m)	6.64	6.46	6.60	6.54	6.73	6.44	6.80	6.58	6.69	6.57	6.60	
		Stride duration (s)	0.461	0.480	0.480	0.486	0.485	0.481	0.479	0.460	0.466	0.470	0.475	
		Stride efficiency (%)	68.83	65.17	68.16	66.91	70.83	64.79	72.17	67.63	69.95	67.53	68.14	
		Stride count	27.12	30.97	30.28	30.56	29.71	31.06	29.43	30.40	29.89	30.42	299.84	

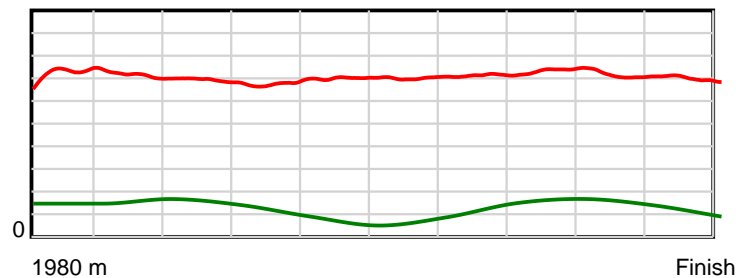
10 m Stride length



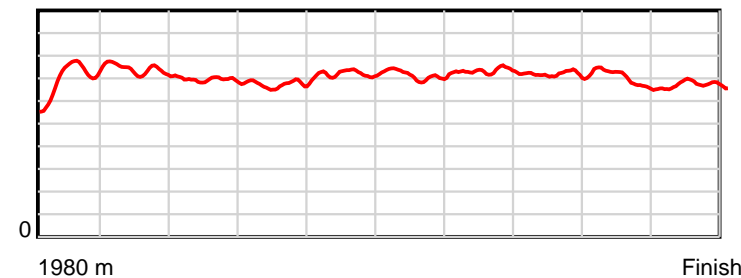
0.6 s Stride duration



20 m/sec Speed



100 % Stride efficiency



Note: Horizontal distance axis grid lines are 200m furlongs.

**Disclaimer.**

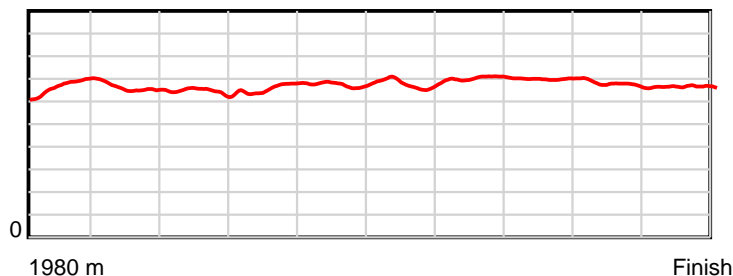
HRNZ and NZMTC and Thoroughbred Ratings Pty Ltd accepts no responsibility for the completeness or accuracy of any of the information contained herein, and makes no representations about its suitability for any particular purpose. Users should make their own judgements about those matters and/or seek independent advice. You assume all risks associated with use of the data provided on this page.

# Race Results

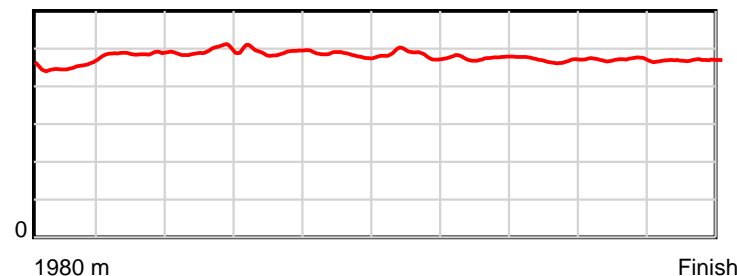
November 12, 2024, Race 12, GOLD BAND TAXIS MOBILE PACE, Distance 1980m, Addington - Survey 1980m

Result	TAB no.	Horse (Barrier)	1980 to	1800m to	1600m to	1400m to	1200m to	1000m to	800m to	600m to	400m to	200m to	Total or	Margin
3rd	4	<b>Bazooka (4)</b>	<b>1800m</b>	<b>1600m</b>	<b>1400m</b>	<b>1200m</b>	<b>1000m</b>	<b>800m</b>	<b>600m</b>	<b>400m</b>	<b>200m</b>	<b>WP</b>	<b>Average</b>	
		Position in running (margin)	-	5(2.9)	7(6.0)	8(7.2)	9(7.6)	9(9.6)	8(7.9)	5(3.3)	3(2.8)	3(4.1)		1.10
		Sectional time (s)	12.50	15.19	15.25	14.95	14.51	14.83	13.52	13.92	13.98	13.97		
		Cumulative time (s)	142.62	130.12	114.93	99.68	84.73	70.22	55.39	41.87	27.95	13.97	2:22.62	
		Speed (m/s)	14.40	13.17	13.11	13.38	13.78	13.49	14.79	14.37	14.31	14.32	13.88	
		Stride length (m)	6.63	6.42	6.47	6.60	6.66	6.53	7.04	6.75	6.73	6.72	6.65	
		Stride duration (s)	0.452	0.488	0.493	0.494	0.483	0.484	0.476	0.470	0.470	0.469	0.479	
		Stride efficiency (%)	68.59	64.48	65.37	68.13	69.31	66.64	77.42	71.22	70.69	70.61	69.13	
		Stride count	27.17	31.13	30.92	30.29	30.03	30.63	28.41	29.62	29.74	29.75	297.69	

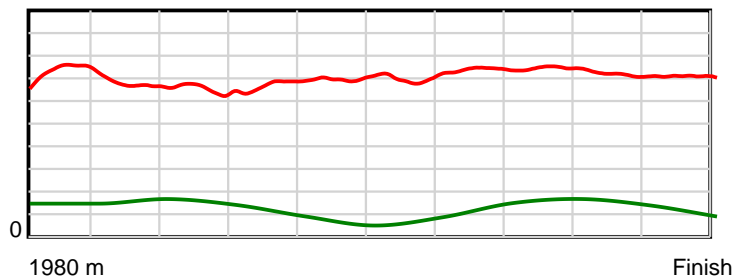
10 m Stride length



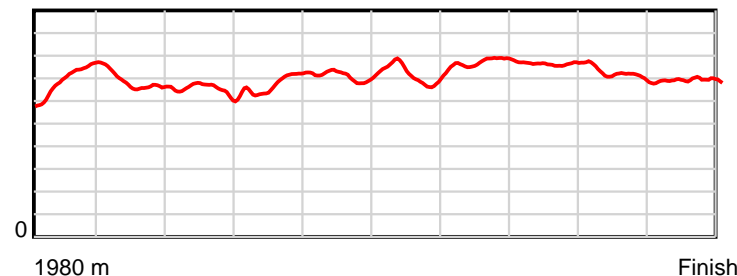
0.6 s Stride duration



20 m/sec Speed



100 % Stride efficiency



Note: Horizontal distance axis grid lines are 200m furlongs.

**Disclaimer.**

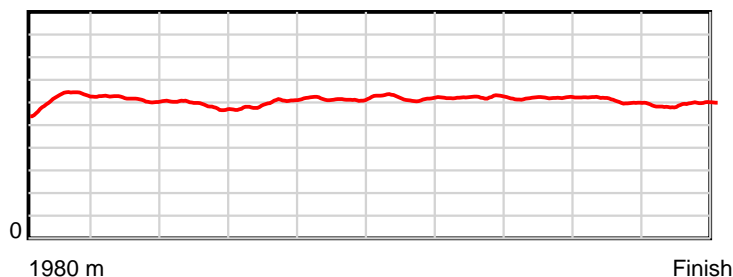
HRNZ and NZMTC and Thoroughbred Ratings Pty Ltd accepts no responsibility for the completeness or accuracy of any of the information contained herein, and makes no representations about its suitability for any particular purpose. Users should make their own judgements about those matters and/or seek independent advice. You assume all risks associated with use of the data provided on this page.

# Race Results

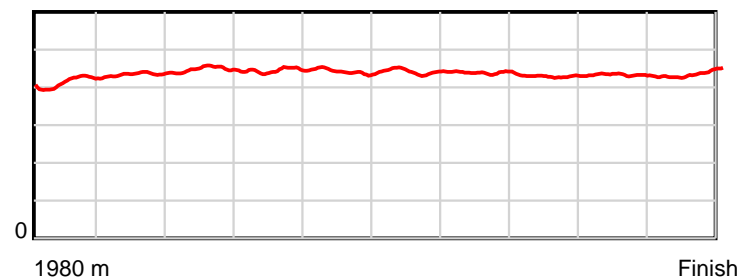
November 12, 2024, Race 12, GOLD BAND TAXIS MOBILE PACE, Distance 1980m, Addington - Survey 1980m

Result	TAB no.	Horse (Barrier)	1980 to	1800m to	1600m to	1400m to	1200m to	1000m to	800m to	600m to	400m to	200m to	Total or	Margin
4th	8	Cardi B (7)	1800m	1600m	1400m	1200m	1000m	800m	600m	400m	200m	WP	Average	
		Position in running (margin)	-	3(2.0)	3(2.0)	4(3.5)	5(3.7)	5(5.8)	4(3.7)	4(2.6)	5(4.1)	5(7.4)		7.10
		Sectional time (s)	12.13	14.68	15.30	14.91	14.53	14.76	14.10	14.24	14.32	14.75		
		Cumulative time (s)	143.72	131.59	116.91	101.61	86.70	72.17	57.41	43.31	29.07	14.75	2:23.72	
		Speed (m/s)	14.84	13.62	13.07	13.41	13.76	13.55	14.18	14.04	13.97	13.56	13.78	
		Stride length (m)	6.13	5.93	5.85	5.97	6.08	5.98	6.22	6.03	6.04	5.93	6.01	
		Stride duration (s)	0.414	0.435	0.448	0.445	0.442	0.442	0.438	0.429	0.432	0.437	0.436	
		Stride efficiency (%)	58.74	54.91	53.55	55.66	57.70	55.90	60.42	56.75	56.93	54.88	56.47	
		Stride count	29.36	33.74	34.17	33.51	32.91	33.44	32.17	33.19	33.13	33.75	329.37	

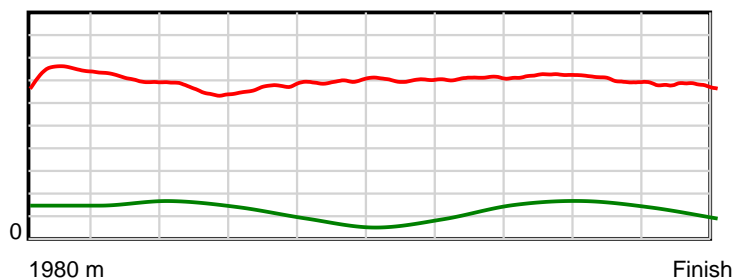
10 m Stride length



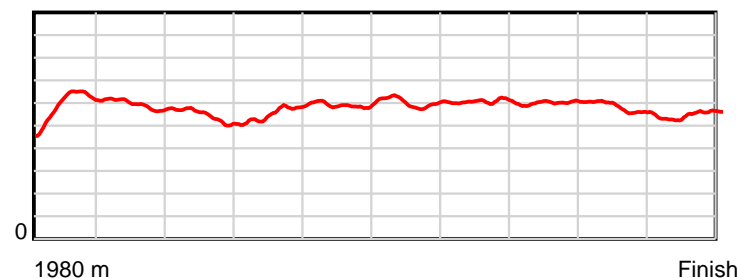
0.6 s Stride duration



20 m/sec Speed



100 % Stride efficiency



Note: Horizontal distance axis grid lines are 200m furlongs.

## Disclaimer.

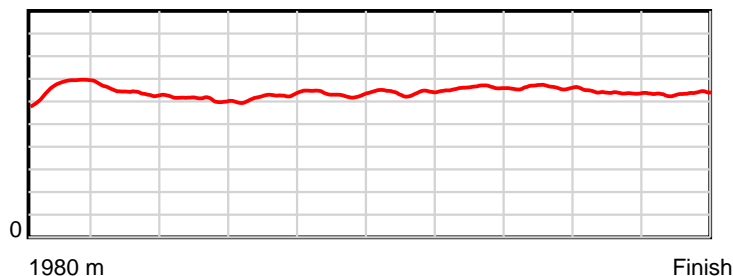
HRNZ and NZMTC and Thoroughbred Ratings Pty Ltd accepts no responsibility for the completeness or accuracy of any of the information contained herein, and makes no representations about its suitability for any particular purpose. Users should make their own judgements about those matters and/or seek independent advice. You assume all risks associated with use of the data provided on this page.

# Race Results

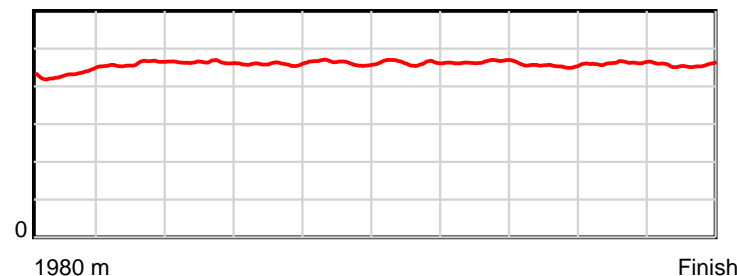
November 12, 2024, Race 12, GOLD BAND TAXIS MOBILE PACE, Distance 1980m, Addington - Survey 1980m

Result	TAB no.	Horse (Barrier)	1980 to	1800m to	1600m to	1400m to	1200m to	1000m to	800m to	600m to	400m to	200m to	Total or	Margin
5th	1	<b>Tokyo Rose (1)</b>	<b>1800m</b>	<b>1600m</b>	<b>1400m</b>	<b>1200m</b>	<b>1000m</b>	<b>800m</b>	<b>600m</b>	<b>400m</b>	<b>200m</b>	<b>WP</b>	<b>Average</b>	
		Position in running (margin)	-	2(0.5)	2(1.3)	2(2.0)	4(2.2)	4(4.4)	5(4.0)	6(3.6)	6(4.7)	6(8.5)		7.20
		Sectional time (s)	12.05	14.80	15.18	14.90	14.54	15.04	14.23	14.18	14.40	14.41		
		Cumulative time (s)	143.73	131.68	116.88	101.70	86.80	72.26	57.22	42.99	28.81	14.41	2:23.73	
		Speed (m/s)	14.94	13.51	13.18	13.42	13.76	13.30	14.05	14.10	13.89	13.88	13.78	
		Stride length (m)	6.54	6.22	6.11	6.16	6.35	6.16	6.54	6.42	6.41	6.34	6.32	
		Stride duration (s)	0.432	0.461	0.464	0.459	0.462	0.463	0.465	0.455	0.462	0.457	0.459	
		Stride efficiency (%)	66.77	60.53	58.36	59.28	63.08	59.30	66.80	64.36	64.22	62.82	62.41	
		Stride count	27.54	32.13	32.73	32.47	31.48	32.47	30.59	31.16	31.20	31.54	313.31	

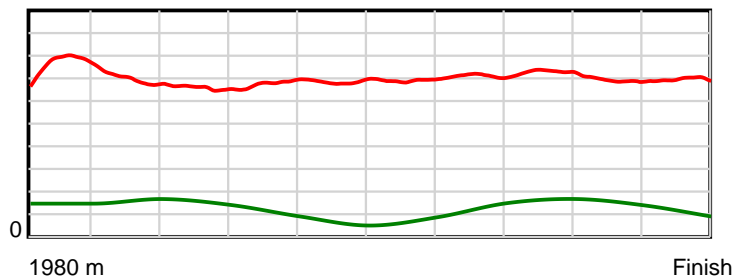
10 m Stride length



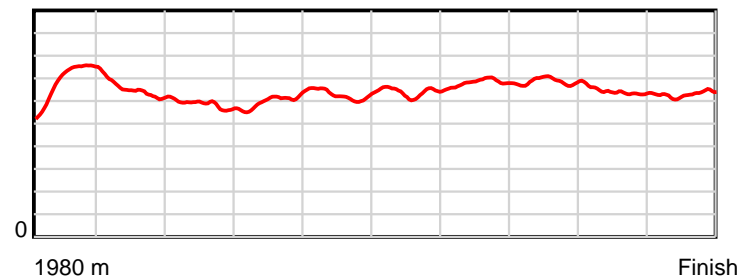
0.6 s Stride duration



20 m/sec Speed



100 % Stride efficiency



Note: Horizontal distance axis grid lines are 200m furlongs.

**Disclaimer.**

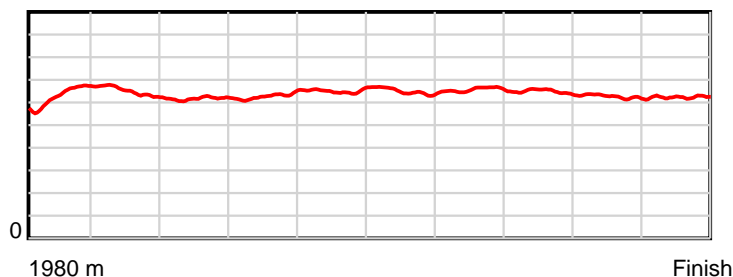
HRNZ and NZMTC and Thoroughbred Ratings Pty Ltd accepts no responsibility for the completeness or accuracy of any of the information contained herein, and makes no representations about its suitability for any particular purpose. Users should make their own judgements about those matters and/or seek independent advice. You assume all risks associated with use of the data provided on this page.

# Race Results

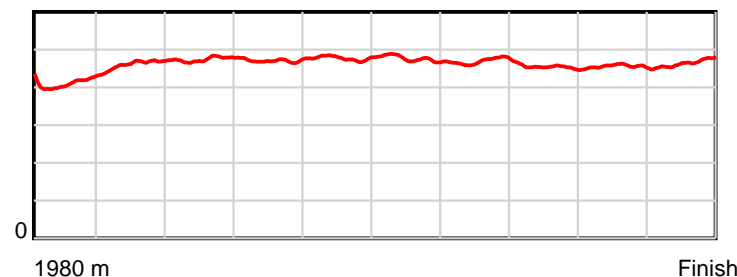
November 12, 2024, Race 12, GOLD BAND TAXIS MOBILE PACE, Distance 1980m, Addington - Survey 1980m

Result	TAB no.	Horse (Barrier)	1980 to	1800m to	1600m to	1400m to	1200m to	1000m to	800m to	600m to	400m to	200m to	Total or	Margin
6th	5	Miki's Courage (5)	1800m	1600m	1400m	1200m	1000m	800m	600m	400m	200m	WP	Average	
		Position in running (margin)	-	1(0.0)	1(0.0)	1(0.0)	2(0.2)	2(2.3)	3(2.3)	3(2.0)	4(3.5)	4(6.6)		7.40
		Sectional time (s)	11.89	14.68	15.05	14.91	14.52	15.12	14.24	14.24	14.29	14.84		
		Cumulative time (s)	143.78	131.89	117.21	102.16	87.25	72.73	57.61	43.37	29.13	14.84	2:23.78	
		Speed (m/s)	15.14	13.62	13.29	13.41	13.77	13.23	14.04	14.04	14.00	13.48	13.77	
		Stride length (m)	6.26	6.30	6.31	6.31	6.57	6.29	6.59	6.35	6.38	6.29	6.37	
		Stride duration (s)	0.410	0.463	0.474	0.471	0.477	0.476	0.469	0.453	0.456	0.467	0.462	
		Stride efficiency (%)	61.24	62.12	62.13	62.27	67.53	61.92	67.91	63.10	63.56	61.77	63.32	
		Stride count	28.75	31.72	31.72	31.68	30.42	31.77	30.34	31.47	31.36	31.81	311.04	

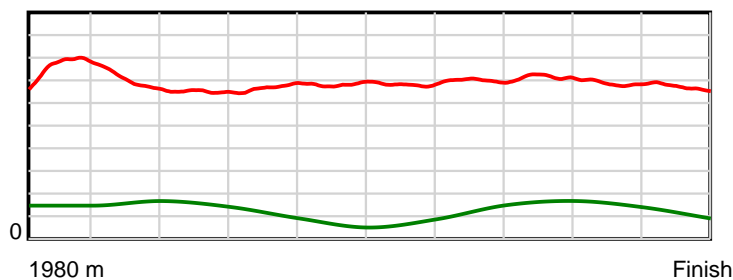
10 m Stride length



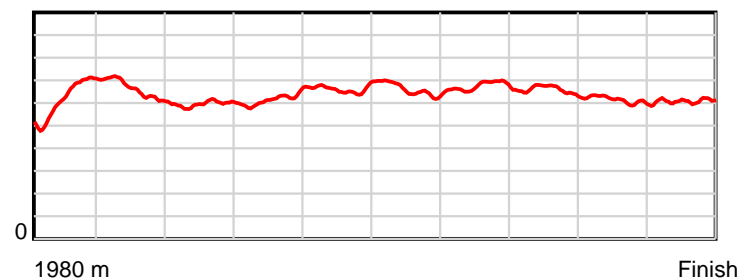
0.6 s Stride duration



20 m/sec Speed



100 % Stride efficiency



Note: Horizontal distance axis grid lines are 200m furlongs.

## Disclaimer.

HRNZ and NZMTC and Thoroughbred Ratings Pty Ltd accepts no responsibility for the completeness or accuracy of any of the information contained herein, and makes no representations about its suitability for any particular purpose. Users should make their own judgements about those matters and/or seek independent advice. You assume all risks associated with use of the data provided on this page.



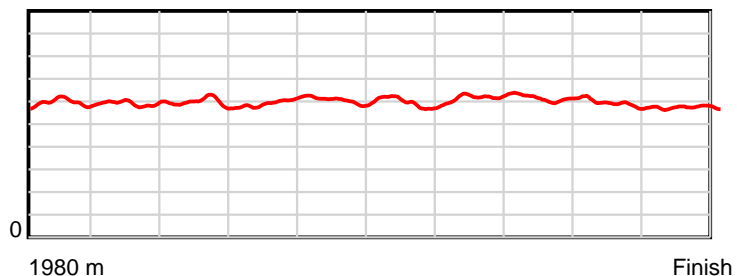
# Race Results



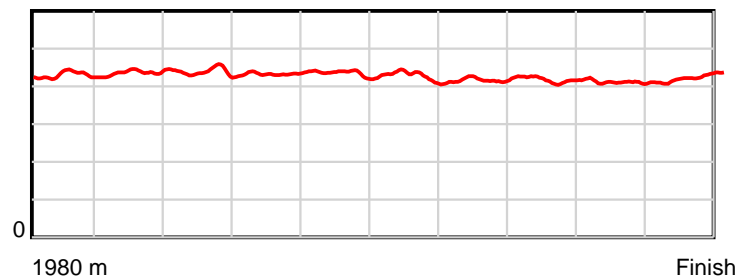
November 12, 2024, Race 12, GOLD BAND TAXIS MOBILE PACE, Distance 1980m, Addington - Survey 1980m

Result	TAB no.	Horse (Barrier)	1980 to	1800m to	1600m to	1400m to	1200m to	1000m to	800m to	600m to	400m to	200m to	Total or	Margin
7th	14	The Surfer (13)	1800m	1600m	1400m	1200m	1000m	800m	600m	400m	200m	WP	Average	
		Position in running (margin)	-	13(11.4)	13(16.2)	13(12.9)	13(10.3)	13(13.1)	12(13.2)	11(8.0)	12(10.6)	7(10.1)		10.20
		Sectional time (s)	13.64	15.47	14.51	14.43	14.65	15.13	13.42	14.43	13.69	14.92		
		Cumulative time (s)	144.29	130.65	115.18	100.67	86.24	71.59	56.46	43.04	28.61	14.92	2:24.29	
		Speed (m/s)	13.20	12.93	13.78	13.86	13.65	13.22	14.90	13.86	14.61	13.40	13.72	
		Stride length (m)	5.90	5.64	6.04	6.00	5.92	5.64	6.22	5.78	5.99	5.70	5.88	
		Stride duration (s)	0.430	0.437	0.438	0.433	0.434	0.427	0.418	0.417	0.410	0.425	0.428	
		Stride efficiency (%)	54.40	49.76	57.01	56.26	54.80	49.68	60.55	52.14	56.02	50.69	53.98	
		Stride count	30.51	35.44	33.11	33.33	33.77	35.47	32.13	34.62	33.40	35.11	336.89	

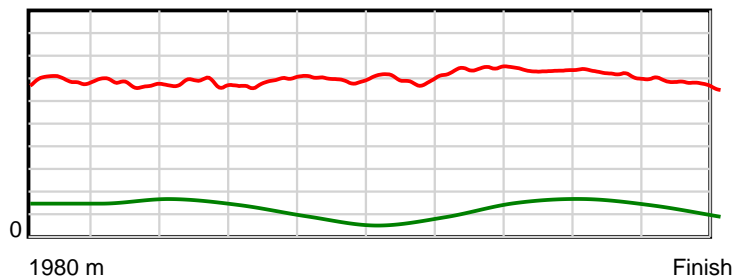
10 m Stride length



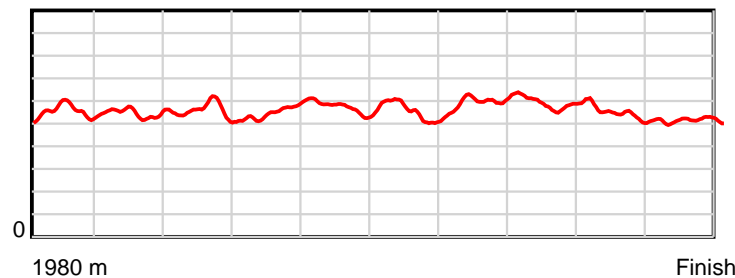
0.6 s Stride duration



20 m/sec Speed



100 % Stride efficiency



Note: Horizontal distance axis grid lines are 200m furlongs.

## Disclaimer.

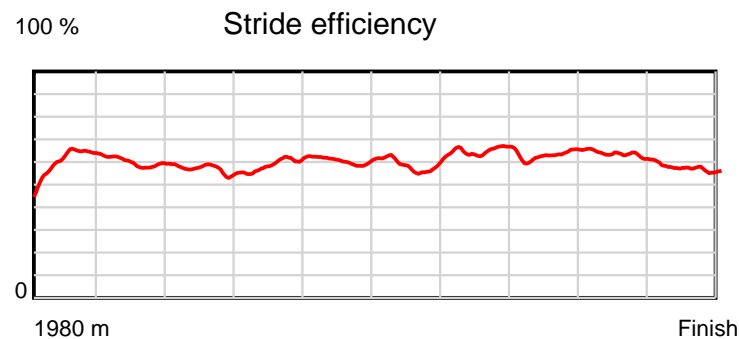
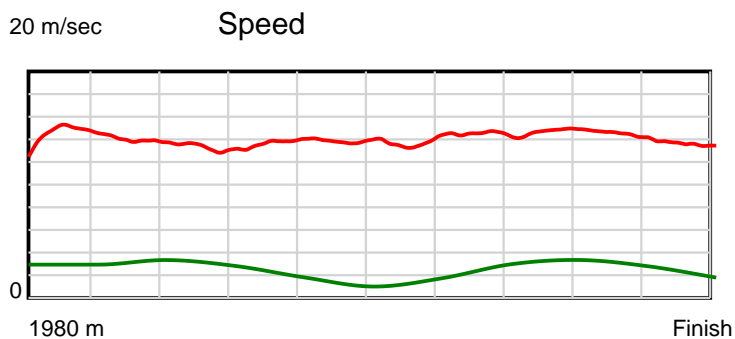
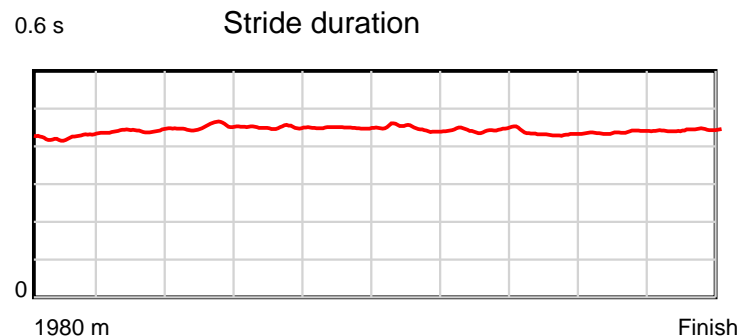
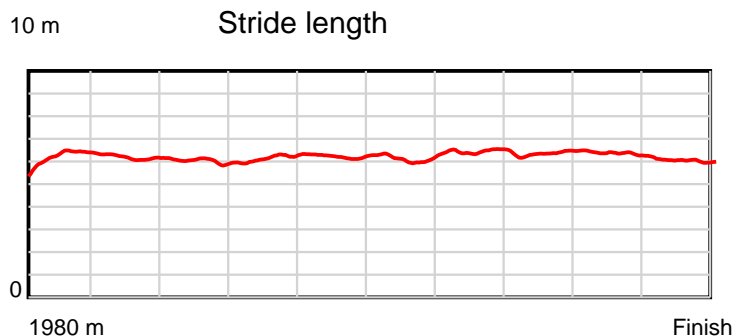
HRNZ and NZMTC and Thoroughbred Ratings Pty Ltd accepts no responsibility for the completeness or accuracy of any of the information contained herein, and makes no representations about its suitability for any particular purpose. Users should make their own judgements about those matters and/or seek independent advice. You assume all risks associated with use of the data provided on this page.



# Race Results

November 12, 2024, Race 12, GOLD BAND TAXIS MOBILE PACE, Distance 1980m, Addington - Survey 1980m

Result	TAB no.	Horse (Barrier)	1980 to	1800m to	1600m to	1400m to	1200m to	1000m to	800m to	600m to	400m to	200m to	Total or	Margin
8th	2	<b>Classie Linc (2)</b>	<b>1800m</b>	<b>1600m</b>	<b>1400m</b>	<b>1200m</b>	<b>1000m</b>	<b>800m</b>	<b>600m</b>	<b>400m</b>	<b>200m</b>	<b>WP</b>	<b>Average</b>	
		Position in running (margin)	-	12(10.0)	11(10.0)	10(9.3)	11(8.7)	10(11.5)	11(10.7)	12(8.6)	11(10.0)	10(12.1)		12.10
		Sectional time (s)	13.49	14.67	14.94	14.77	14.63	14.99	13.94	14.24	14.12	14.85		
		Cumulative time (s)	144.64	131.15	116.48	101.54	86.77	72.14	57.15	43.21	28.97	14.85	2:24.64	
		Speed (m/s)	13.35	13.63	13.39	13.54	13.67	13.34	14.35	14.04	14.16	13.47	13.69	
		Stride length (m)	6.17	6.01	6.05	6.10	6.14	5.97	6.38	6.08	6.21	5.97	6.11	
		Stride duration (s)	0.425	0.441	0.452	0.450	0.449	0.448	0.444	0.433	0.438	0.444	0.446	
		Stride efficiency (%)	59.54	56.46	57.23	58.10	58.93	55.74	63.59	57.76	60.19	55.74	58.25	
		Stride count	29.16	33.27	33.05	32.80	32.57	33.49	31.35	32.90	32.23	33.49	324.31	



Note: Horizontal distance axis grid lines are 200m furlongs.

**Disclaimer.**

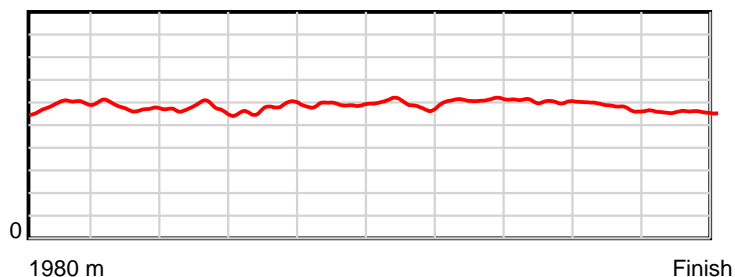
HRNZ and NZMTC and Thoroughbred Ratings Pty Ltd accepts no responsibility for the completeness or accuracy of any of the information contained herein, and makes no representations about its suitability for any particular purpose. Users should make their own judgements about those matters and/or seek independent advice. You assume all risks associated with use of the data provided on this page.

# Race Results

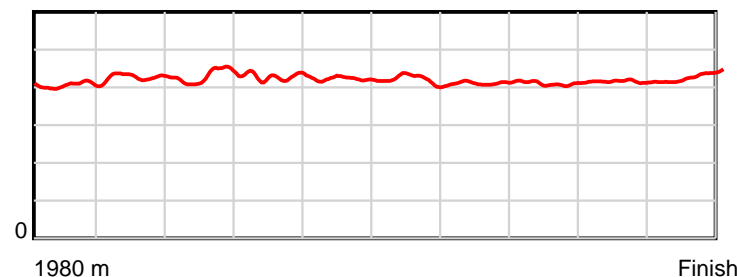
November 12, 2024, Race 12, GOLD BAND TAXIS MOBILE PACE, Distance 1980m, Addington - Survey 1980m

Result	TAB no.	Horse (Barrier)	1980 to	1800m to	1600m to	1400m to	1200m to	1000m to	800m to	600m to	400m to	200m to	Total or	Margin
9th	12	<b>Rock Or Bust (11)</b>	<b>1800m</b>	<b>1600m</b>	<b>1400m</b>	<b>1200m</b>	<b>1000m</b>	<b>800m</b>	<b>600m</b>	<b>400m</b>	<b>200m</b>	<b>WP</b>	<b>Average</b>	
		Position in running (margin)	-	9(6.3)	10(9.6)	11(9.8)	12(10.0)	11(11.7)	10(9.9)	8(5.2)	7(6.1)	8(10.2)		13.50
		Sectional time (s)	12.92	15.24	15.07	14.90	14.47	14.82	13.50	14.15	14.45	15.39		
		Cumulative time (s)	144.91	131.99	116.75	101.68	86.78	72.31	57.49	43.99	29.84	15.39	2:24.91	
		Speed (m/s)	13.94	13.12	13.27	13.42	13.82	13.50	14.81	14.13	13.84	13.00	13.66	
		Stride length (m)	5.82	5.62	5.71	5.75	5.83	5.66	6.10	5.80	5.74	5.59	5.76	
		Stride duration (s)	0.405	0.428	0.430	0.429	0.422	0.420	0.412	0.410	0.415	0.430	0.422	
		Stride efficiency (%)	52.97	49.32	50.99	51.69	53.17	50.14	58.24	52.48	51.54	48.81	51.84	
		Stride count	30.92	35.60	35.01	34.77	34.29	35.31	32.76	34.51	34.82	35.79	343.78	

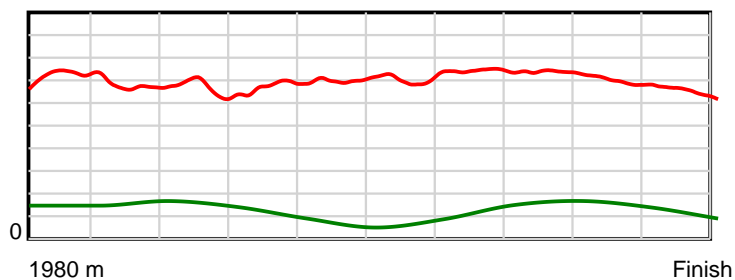
10 m Stride length



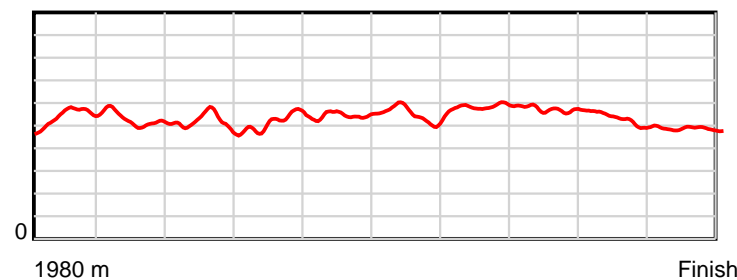
0.6 s Stride duration



20 m/sec Speed



100 % Stride efficiency



Note: Horizontal distance axis grid lines are 200m furlongs.

## Disclaimer.

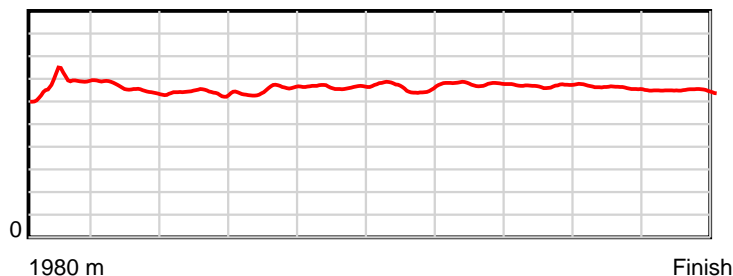
HRNZ and NZMTC and Thoroughbred Ratings Pty Ltd accepts no responsibility for the completeness or accuracy of any of the information contained herein, and makes no representations about its suitability for any particular purpose. Users should make their own judgements about those matters and/or seek independent advice. You assume all risks associated with use of the data provided on this page.

# Race Results

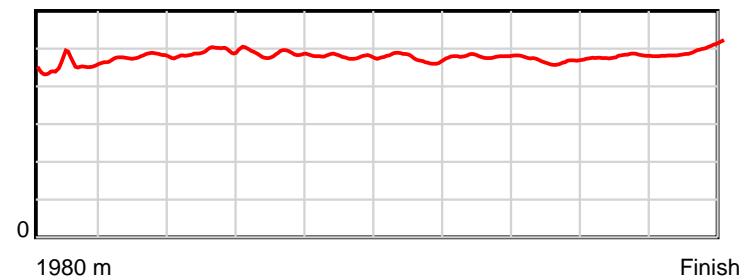
November 12, 2024, Race 12, GOLD BAND TAXIS MOBILE PACE, Distance 1980m, Addington - Survey 1980m

Result	TAB no.	Horse (Barrier)	1980 to	1800m to	1600m to	1400m to	1200m to	1000m to	800m to	600m to	400m to	200m to	Total or	Margin
10th	6	Neverseenthera... (6)	1800m	1600m	1400m	1200m	1000m	800m	600m	400m	200m	WP	Average	
		Position in running (margin)	-	4(2.1)	4(4.4)	7(5.9)	7(5.8)	7(7.7)	6(6.1)	7(4.7)	8(6.9)	9(10.4)		13.90
		Sectional time (s)	12.14	15.06	15.31	14.86	14.50	14.84	14.06	14.36	14.35	15.49		
		Cumulative time (s)	144.97	132.83	117.77	102.46	87.60	73.10	58.26	44.20	29.84	15.49	2:24.97	
		Speed (m/s)	14.83	13.28	13.06	13.46	13.79	13.48	14.22	13.93	13.94	12.91	13.66	
		Stride length (m)	6.74	6.34	6.44	6.54	6.60	6.40	6.82	6.51	6.69	6.44	6.55	
		Stride duration (s)	0.452	0.477	0.493	0.486	0.479	0.475	0.480	0.468	0.480	0.499	0.479	
		Stride efficiency (%)	71.05	62.78	64.88	66.90	68.14	63.99	72.76	66.22	69.97	64.84	67.01	
		Stride count	26.70	31.55	31.04	30.57	30.29	31.25	29.31	30.72	29.89	31.05	302.37	

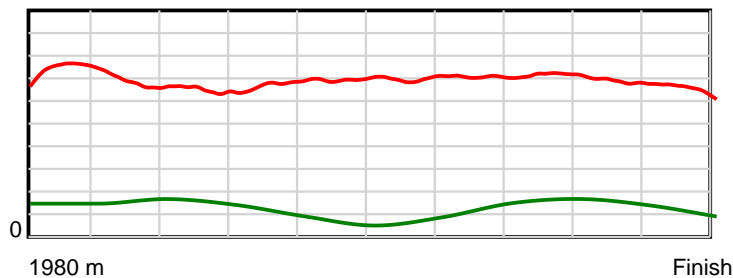
10 m Stride length



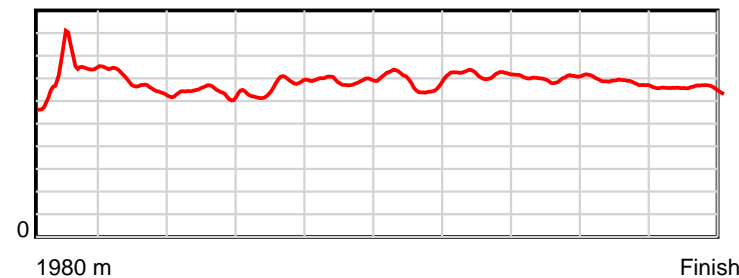
0.6 s Stride duration



20 m/sec Speed



100 % Stride efficiency



Note: Horizontal distance axis grid lines are 200m furlongs.

## Disclaimer.

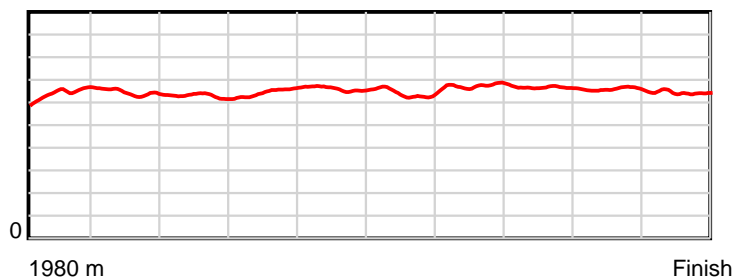
HRNZ and NZMTC and Thoroughbred Ratings Pty Ltd accepts no responsibility for the completeness or accuracy of any of the information contained herein, and makes no representations about its suitability for any particular purpose. Users should make their own judgements about those matters and/or seek independent advice. You assume all risks associated with use of the data provided on this page.

# Race Results

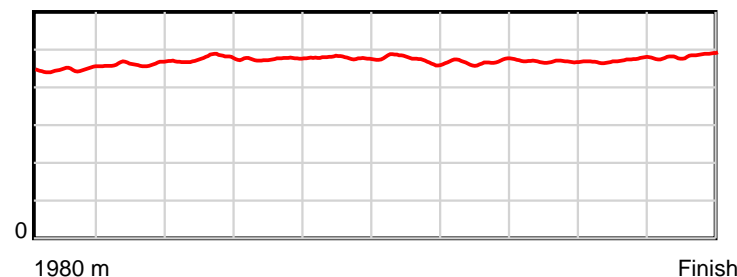
November 12, 2024, Race 12, GOLD BAND TAXIS MOBILE PACE, Distance 1980m, Addington - Survey 1980m

Result	TAB no.	Horse (Barrier)	1980 to	1800m to	1600m to	1400m to	1200m to	1000m to	800m to	600m to	400m to	200m to	Total or	Margin
11th	11	<b>Teds Legacy (10)</b>	<b>1800m</b>	<b>1600m</b>	<b>1400m</b>	<b>1200m</b>	<b>1000m</b>	<b>800m</b>	<b>600m</b>	<b>400m</b>	<b>200m</b>	<b>WP</b>	<b>Average</b>	
		Position in running (margin)	-	10(7.6)	8(8.1)	9(7.8)	8(7.5)	8(8.7)	9(8.8)	10(6.5)	10(10.0)	11(13.2)		14.00
		Sectional time (s)	13.00	14.76	15.00	14.82	14.37	15.13	13.92	14.57	14.30	15.14		
		Cumulative time (s)	145.01	132.01	117.25	102.25	87.43	73.06	57.93	44.01	29.44	15.14	2:25.01	
		Speed (m/s)	13.85	13.55	13.33	13.50	13.92	13.22	14.37	13.73	13.99	13.21	13.65	
		Stride length (m)	6.37	6.27	6.34	6.42	6.65	6.26	6.73	6.43	6.60	6.40	6.45	
		Stride duration (s)	0.447	0.462	0.476	0.476	0.478	0.474	0.468	0.468	0.472	0.484	0.472	
		Stride efficiency (%)	63.46	61.39	62.90	64.40	69.20	61.30	70.77	64.56	68.08	63.99	64.92	
		Stride count	28.25	31.91	31.52	31.15	30.05	31.93	29.72	31.12	30.30	31.25	307.20	

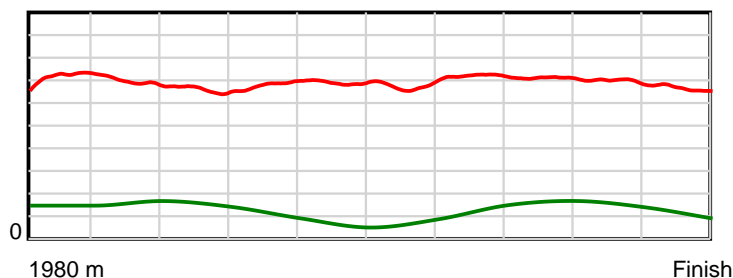
10 m Stride length



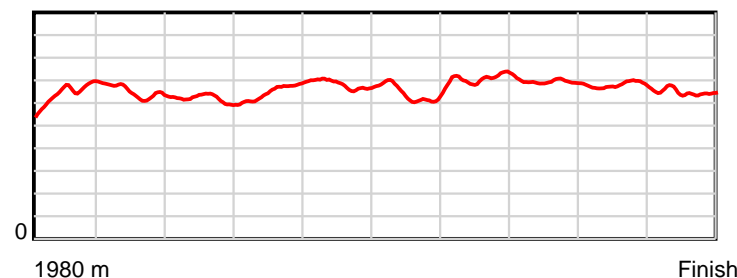
0.6 s Stride duration



20 m/sec Speed



100 % Stride efficiency



Note: Horizontal distance axis grid lines are 200m furlongs.

## Disclaimer.

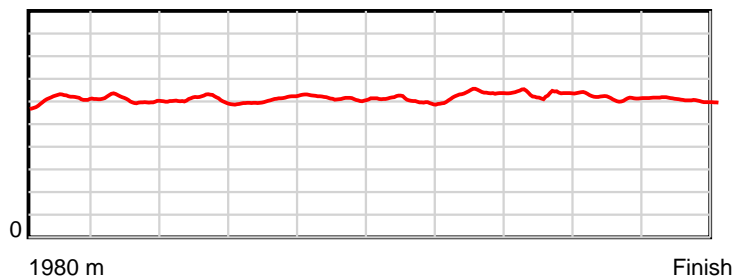
HRNZ and NZMTC and Thoroughbred Ratings Pty Ltd accepts no responsibility for the completeness or accuracy of any of the information contained herein, and makes no representations about its suitability for any particular purpose. Users should make their own judgements about those matters and/or seek independent advice. You assume all risks associated with use of the data provided on this page.

# Race Results

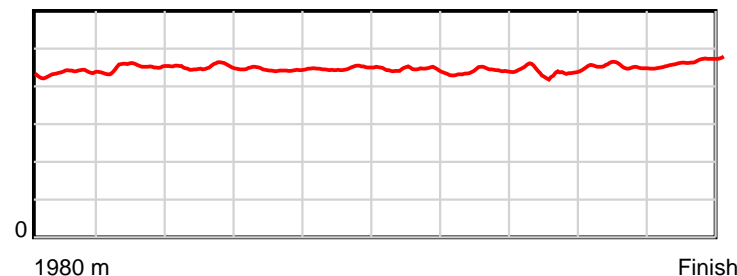
November 12, 2024, Race 12, GOLD BAND TAXIS MOBILE PACE, Distance 1980m, Addington - Survey 1980m

Result	TAB no.	Horse (Barrier)	1980 to	1800m to	1600m to	1400m to	1200m to	1000m to	800m to	600m to	400m to	200m to	Total or	Margin
12th	13	<b>Magician (12)</b>	<b>1800m</b>	<b>1600m</b>	<b>1400m</b>	<b>1200m</b>	<b>1000m</b>	<b>800m</b>	<b>600m</b>	<b>400m</b>	<b>200m</b>	<b>WP</b>	<b>Average</b>	
		Position in running (margin)	-	11(8.2)	12(12.7)	12(10.6)	10(8.5)	12(12.8)	13(13.4)	13(10.4)	13(11.4)	13(15.5)		17.90
		Sectional time (s)	13.17	15.42	14.69	14.53	14.89	15.23	13.77	14.18	14.44	15.40		
		Cumulative time (s)	145.72	132.55	117.13	102.44	87.91	73.02	57.79	44.02	29.84	15.40	2:25.72	
		Speed (m/s)	13.67	12.97	13.61	13.76	13.43	13.13	14.52	14.10	13.85	12.99	13.59	
		Stride length (m)	6.12	5.84	6.15	6.12	6.02	5.82	6.40	6.14	6.26	6.07	6.09	
		Stride duration (s)	0.436	0.451	0.451	0.445	0.448	0.443	0.441	0.436	0.452	0.467	0.448	
		Stride efficiency (%)	58.51	53.37	59.02	58.51	56.55	52.93	64.06	59.01	61.28	57.61	57.95	
		Stride count	29.42	34.22	32.54	32.68	33.25	34.37	31.24	32.55	31.94	32.94	325.15	

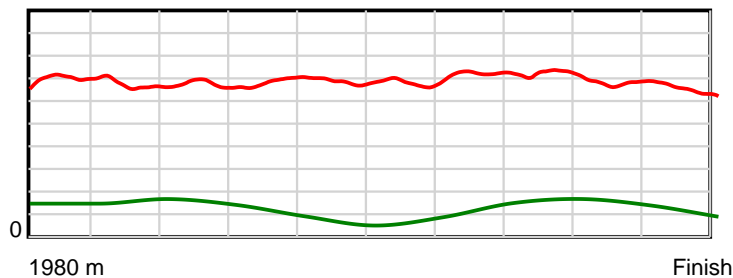
10 m Stride length



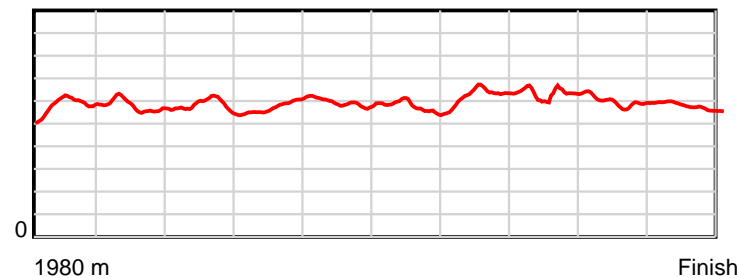
0.6 s Stride duration



20 m/sec Speed



100 % Stride efficiency



Note: Horizontal distance axis grid lines are 200m furlongs.

**Disclaimer.**

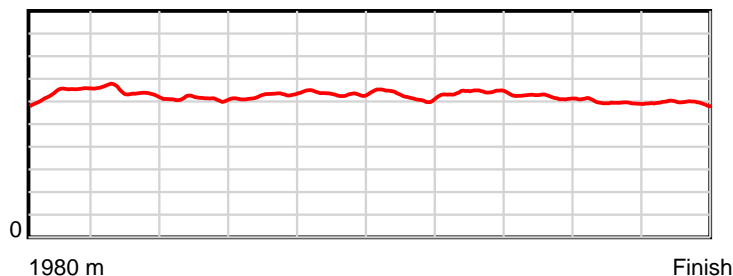
HRNZ and NZMTC and Thoroughbred Ratings Pty Ltd accepts no responsibility for the completeness or accuracy of any of the information contained herein, and makes no representations about its suitability for any particular purpose. Users should make their own judgements about those matters and/or seek independent advice. You assume all risks associated with use of the data provided on this page.

# Race Results

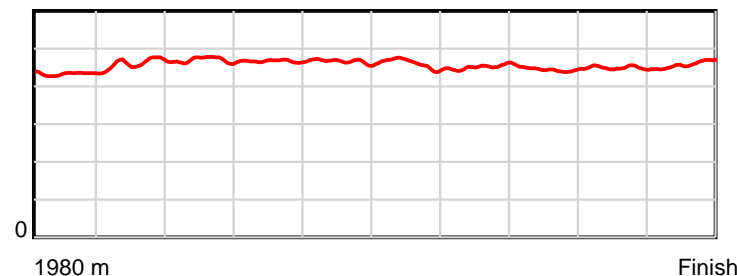
November 12, 2024, Race 12, GOLD BAND TAXIS MOBILE PACE, Distance 1980m, Addington - Survey 1980m

Result	TAB no.	Horse (Barrier)	1980 to	1800m to	1600m to	1400m to	1200m to	1000m to	800m to	600m to	400m to	200m to	Total or	Margin
13th	10	Wuhan (9)	1800m	1600m	1400m	1200m	1000m	800m	600m	400m	200m	WP	Average	
		Position in running (margin)	-	8(4.8)	5(4.9)	6(4.8)	6(4.5)	6(6.7)	7(6.9)	9(5.5)	9(9.3)	12(15.0)		18.20
		Sectional time (s)	12.60	14.71	15.03	14.83	14.55	15.13	14.06	14.62	14.72	15.53		
		Cumulative time (s)	145.78	133.18	118.47	103.44	88.61	74.06	58.93	44.87	30.25	15.53	2:25.78	
		Speed (m/s)	14.29	13.60	13.31	13.49	13.75	13.22	14.22	13.68	13.59	12.88	13.58	
		Stride length (m)	6.36	6.29	6.24	6.30	6.41	6.08	6.42	6.08	6.10	5.92	6.21	
		Stride duration (s)	0.432	0.462	0.469	0.467	0.466	0.460	0.451	0.444	0.449	0.460	0.457	
		Stride efficiency (%)	63.16	61.77	60.93	62.01	64.16	57.69	64.40	57.68	58.08	54.84	60.33	
		Stride count	28.31	31.81	32.03	31.75	31.21	32.92	31.15	32.92	32.81	33.76	318.67	

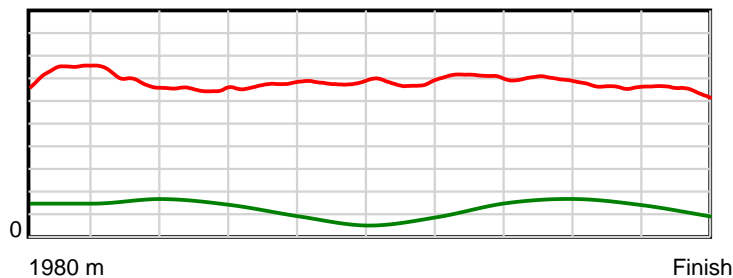
10 m Stride length



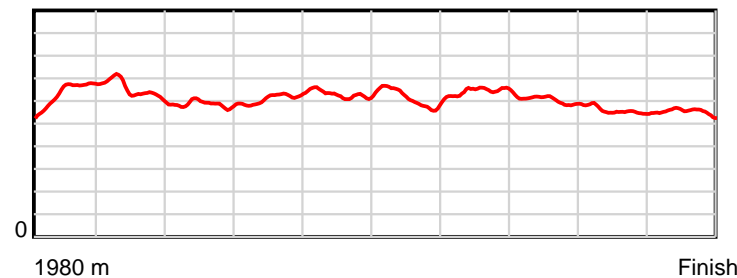
0.6 s Stride duration



20 m/sec Speed



100 % Stride efficiency



Note: Horizontal distance axis grid lines are 200m furlongs.

**Disclaimer.**

HRNZ and NZMTC and Thoroughbred Ratings Pty Ltd accepts no responsibility for the completeness or accuracy of any of the information contained herein, and makes no representations about its suitability for any particular purpose. Users should make their own judgements about those matters and/or seek independent advice. You assume all risks associated with use of the data provided on this page.