



Race Results

NZ Metropolitan Trotting Club Inc, HRNZ, November 12, 2024

Compilation date: November 12, 2024, 12:29:41 PM (NZDT)

Copyright © 2024 HRNZ and NZMTC. All rights reserved.

Trademarks.

StrideMASTER is a registered trademark of Thoroughbred Ratings Pty Ltd.

Disclaimer.

HRNZ and NZMTC and Thoroughbred Ratings Pty Ltd accepts no responsibility for the completeness or accuracy of any of the information contained herein, and makes no representations about its suitability for any particular purpose. Users should make their own judgements about those matters and/or seek independent advice. You assume all risks associated with use of the data provided on this page.



Race Results



November 12, 2024, Race 1, SAUNDERS ROBINSON BROWN HANDICAP TROT, Distance 3200m, Addington - Survey 3200m

Result	TAB no.	Horse (Barrier)	3200 to	3000m to	2800m to	2600m to	2400m to
1st	4	Sheza Gift (8)	3000m	2800m	2600m	2400m	2200m
		Position in running (margin)	-	5(4.3)	5(8.1)	5(11.0)	6(10.7)
		Sectional time (s)	18.36	15.58	15.96	15.45	15.15
		Cumulative time (s)	246.30	227.94	212.36	196.40	180.95
		Speed (m/s)	10.89	12.84	12.53	12.94	13.20
		Stride length (m)	5.00	5.71	5.69	5.90	5.96
		Stride duration (s)	0.439	0.445	0.454	0.456	0.451
		Stride efficiency (%)	39.11	50.98	50.57	54.39	55.43
		Stride count	39.98	35.01	35.16	33.90	33.58

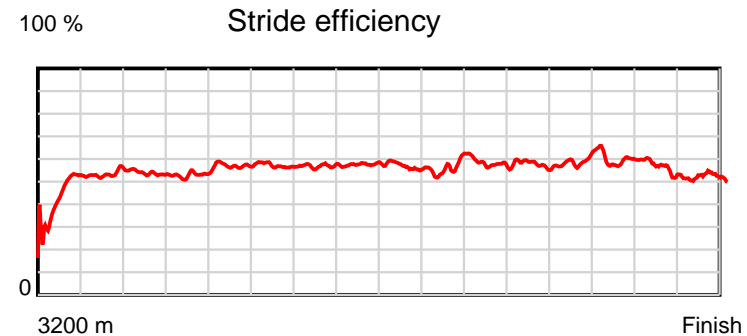
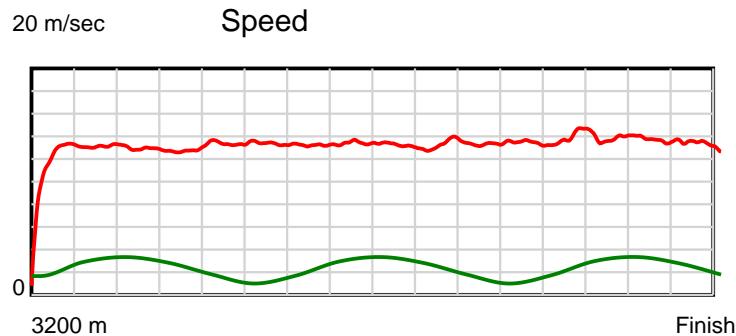
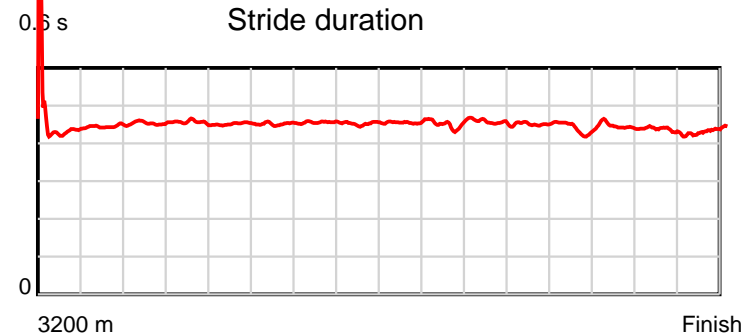
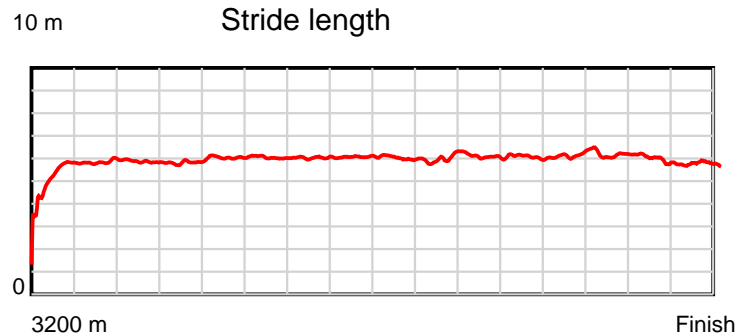
Disclaimer.

HRNZ and NZMTC and Thoroughbred Ratings Pty Ltd accepts no responsibility for the completeness or accuracy of any of the information contained herein, and makes no representations about its suitability for any particular purpose. Users should make their own judgements about those matters and/or seek independent advice. You assume all risks associated with use of the data provided on this page.

Race Results

November 12, 2024, Race 1, SAUNDERS ROBINSON BROWN HANDICAP TROT, Distance 3200m, Addington - Survey 3200m

Result	TAB no.	Horse (Barrier)	2200m to	2000m to	1800m to	1600m to	1400m to	1200m to	1000m to	800m to	600m to	400m to	200m to	Total or	Margin
1st	4	Sheza Gift (8)	2000m	1800m	1600m	1400m	1200m	1000m	800m	600m	400m	200m	WP	Average	
		Position in running (margin)	6(9.7)	5(8.1)	4(6.4)	4(5.3)	4(3.7)	6(2.9)	4(4.5)	5(6.6)	4(3.3)	5(5.3)	4(4.3)		0.00
		Sectional time (s)	15.25	15.16	15.25	15.43	15.02	15.00	15.23	14.26	15.11	14.98	15.11		
		Cumulative time (s)	165.80	150.55	135.39	120.14	104.71	89.69	74.69	59.46	45.20	30.09	15.11	4:06.30	
		Speed (m/s)	13.11	13.19	13.11	12.96	13.32	13.33	13.13	14.03	13.24	13.35	13.24	12.99	
		Stride length (m)	5.93	6.00	5.94	5.91	6.01	6.07	5.94	6.17	5.88	5.78	5.73	5.84	
		Stride duration (s)	0.452	0.455	0.453	0.456	0.451	0.455	0.452	0.440	0.445	0.433	0.433	0.449	
		Stride efficiency (%)	54.97	56.27	55.09	54.60	56.41	57.50	55.15	59.43	54.09	52.28	51.33	53.28	
		Stride count	33.72	33.33	33.69	33.83	33.29	32.97	33.67	32.43	33.99	34.58	34.89	548.02	



Note: Horizontal distance axis grid lines are 200m furlongs.

Disclaimer.

HRNZ and NZMTC and Thoroughbred Ratings Pty Ltd accepts no responsibility for the completeness or accuracy of any of the information contained herein, and makes no representations about its suitability for any particular purpose. Users should make their own judgements about those matters and/or seek independent advice. You assume all risks associated with use of the data provided on this page.



Race Results



November 12, 2024, Race 1, SAUNDERS ROBINSON BROWN HANDICAP TROT, Distance 3200m, Addington - Survey 3200m

Result	TAB no.	Horse (Barrier)	3200 to	3000m to	2800m to	2600m to	2400m to
2nd	8	Masterly (12)	3000m	2800m	2600m	2400m	2200m
		Position in running (margin)	-	3(2.5)	3(5.0)	3(4.1)	3(4.2)
		Sectional time (s)	18.11	15.37	15.32	15.54	15.33
		Cumulative time (s)	246.42	228.31	212.94	197.62	182.08
		Speed (m/s)	11.04	13.01	13.05	12.87	13.05
		Stride length (m)	5.80	6.38	6.65	6.69	6.73
		Stride duration (s)	0.494	0.490	0.509	0.520	0.516
		Stride efficiency (%)	52.55	63.55	69.08	69.88	70.80
		Stride count	34.49	31.36	30.08	29.91	29.71

Disclaimer.

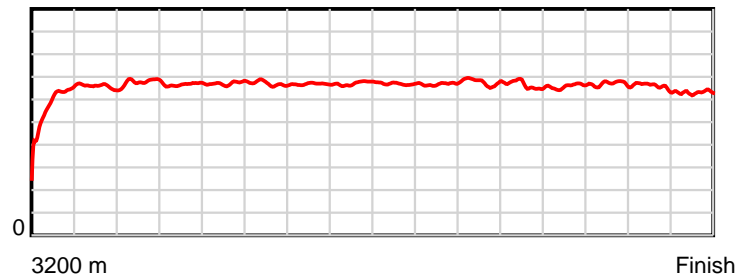
HRNZ and NZMTC and Thoroughbred Ratings Pty Ltd accepts no responsibility for the completeness or accuracy of any of the information contained herein, and makes no representations about its suitability for any particular purpose. Users should make their own judgements about those matters and/or seek independent advice. You assume all risks associated with use of the data provided on this page.

Race Results

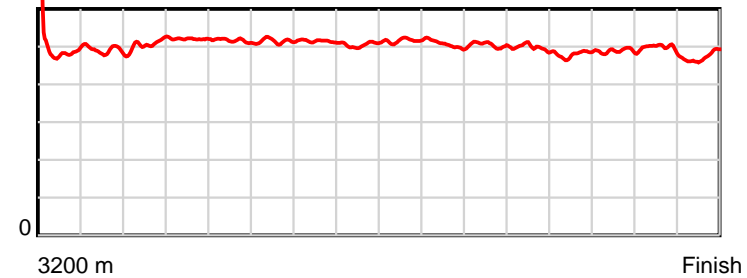
November 12, 2024, Race 1, SAUNDERS ROBINSON BROWN HANDICAP TROT, Distance 3200m, Addington - Survey 3200m

Result	TAB no.	Horse (Barrier)	2200m to	2000m to	1800m to	1600m to	1400m to	1200m to	1000m to	800m to	600m to	400m to	200m to	Total or	Margin
2nd	8	Masterly (12)	2000m	1800m	1600m	1400m	1200m	1000m	800m	600m	400m	200m	WP	Average	
		Position in running (margin)	3(4.4)	3(4.8)	3(4.7)	3(4.3)	3(3.1)	7(3.7)	5(4.5)	4(5.9)	5(4.2)	4(5.0)	5(4.9)		0.60
		Sectional time (s)	15.58	15.43	15.38	15.49	15.25	14.88	15.09	14.54	14.91	15.14	15.06		
		Cumulative time (s)	166.75	151.17	135.74	120.36	104.87	89.62	74.74	59.65	45.11	30.20	15.06	4:06.42	
		Speed (m/s)	12.84	12.96	13.00	12.91	13.11	13.44	13.25	13.76	13.41	13.21	13.28	12.99	
		Stride length (m)	6.61	6.67	6.58	6.67	6.62	6.78	6.59	6.61	6.55	6.55	6.31	6.54	
		Stride duration (s)	0.515	0.514	0.506	0.517	0.505	0.504	0.497	0.480	0.488	0.496	0.475	0.504	
		Stride efficiency (%)	68.33	69.45	67.61	69.51	68.44	71.82	67.77	68.19	66.95	67.00	62.19	66.83	
		Stride count	30.24	30.00	30.40	29.99	30.22	29.50	30.37	30.28	30.55	30.54	31.70	489.34	

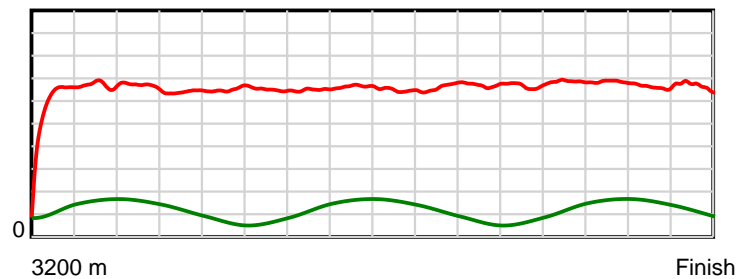
10 m Stride length



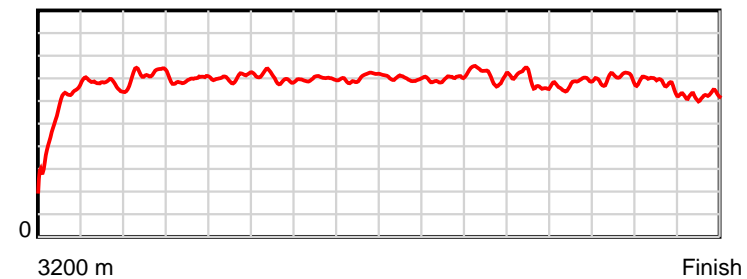
0.6 s Stride duration



20 m/sec Speed



100 % Stride efficiency



Note: Horizontal distance axis grid lines are 200m furlongs.

Disclaimer.

HRNZ and NZMTC and Thoroughbred Ratings Pty Ltd accepts no responsibility for the completeness or accuracy of any of the information contained herein, and makes no representations about its suitability for any particular purpose. Users should make their own judgements about those matters and/or seek independent advice. You assume all risks associated with use of the data provided on this page.



Race Results



November 12, 2024, Race 1, SAUNDERS ROBINSON BROWN HANDICAP TROT, Distance 3200m, Addington - Survey 3200m

Result	TAB no.	Horse (Barrier)	3200 to	3000m to	2800m to	2600m to	2400m to
3rd	10	Mixed Faith (14)	3000m	2800m	2600m	2400m	2200m
		Position in running (margin)	-	1(0.0)	1(0.0)	1(0.0)	1(0.0)
		Sectional time (s)	17.69	14.95	15.47	15.51	15.31
		Cumulative time (s)	246.49	228.80	213.85	198.38	182.87
		Speed (m/s)	11.31	13.38	12.93	12.89	13.06
		Stride length (m)	5.27	6.08	5.93	5.99	6.12
		Stride duration (s)	0.461	0.454	0.458	0.464	0.468
		Stride efficiency (%)	43.47	57.74	54.89	56.04	58.44
		Stride count	37.92	32.90	33.75	33.40	32.70

Disclaimer.

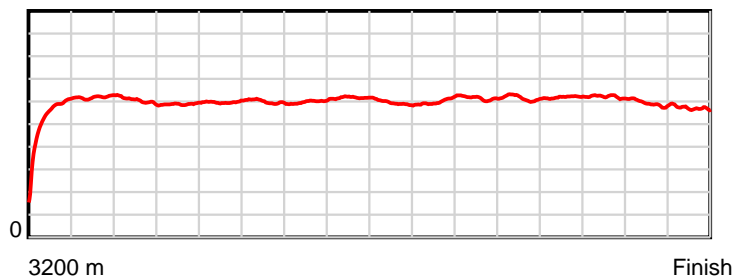
HRNZ and NZMTC and Thoroughbred Ratings Pty Ltd accepts no responsibility for the completeness or accuracy of any of the information contained herein, and makes no representations about its suitability for any particular purpose. Users should make their own judgements about those matters and/or seek independent advice. You assume all risks associated with use of the data provided on this page.

Race Results

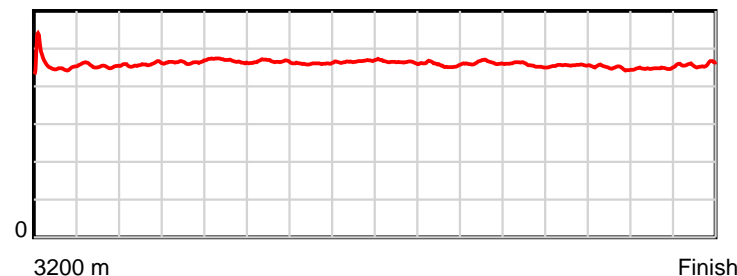
November 12, 2024, Race 1, SAUNDERS ROBINSON BROWN HANDICAP TROT, Distance 3200m, Addington - Survey 3200m

Result	TAB no.	Horse (Barrier)	2200m to	2000m to	1800m to	1600m to	1400m to	1200m to	1000m to	800m to	600m to	400m to	200m to	Total or	Margin
3rd	10	Mixed Faith (14)	2000m	1800m	1600m	1400m	1200m	1000m	800m	600m	400m	200m	WP	Average	
		Position in running (margin)	1(0.0)	1(0.0)	1(0.0)	1(0.0)	1(0.0)	1(0.0)	1(0.0)	1(0.0)	1(0.0)	1(0.0)	1(0.0)		1.00
		Sectional time (s)	15.51	15.44	15.44	15.70	15.15	14.74	14.86	14.83	14.77	15.15	15.97		
		Cumulative time (s)	167.56	152.05	136.61	121.17	105.47	90.32	75.58	60.72	45.89	31.12	15.97	4:06.49	
		Speed (m/s)	12.89	12.95	12.95	12.74	13.20	13.57	13.46	13.49	13.54	13.20	12.52	12.98	
		Stride length (m)	6.01	5.97	6.04	5.91	6.04	6.28	6.15	6.15	6.08	5.92	5.74	5.97	
		Stride duration (s)	0.466	0.461	0.466	0.464	0.457	0.463	0.457	0.456	0.449	0.448	0.459	0.460	
		Stride efficiency (%)	56.48	55.60	57.05	54.63	56.93	61.62	59.04	59.04	57.70	54.73	51.57	55.70	
		Stride count	33.27	33.53	33.10	33.83	33.13	31.85	32.54	32.54	32.91	33.79	34.81	535.97	

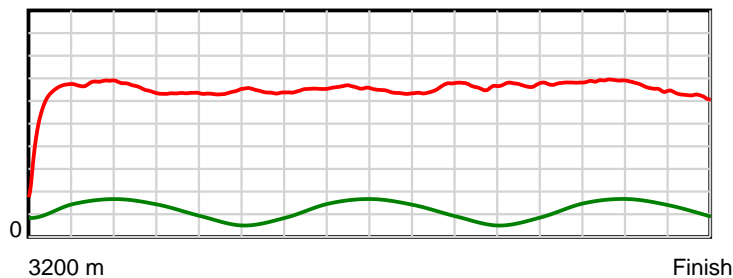
10 m Stride length



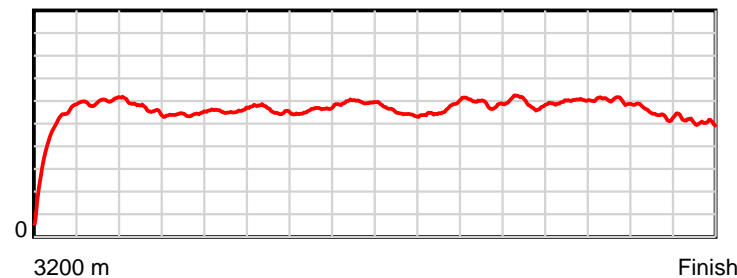
0.6 s Stride duration



20 m/sec Speed



100 % Stride efficiency



Note: Horizontal distance axis grid lines are 200m furlongs.

Disclaimer.

HRNZ and NZMTC and Thoroughbred Ratings Pty Ltd accepts no responsibility for the completeness or accuracy of any of the information contained herein, and makes no representations about its suitability for any particular purpose. Users should make their own judgements about those matters and/or seek independent advice. You assume all risks associated with use of the data provided on this page.



Race Results



November 12, 2024, Race 1, SAUNDERS ROBINSON BROWN HANDICAP TROT, Distance 3200m, Addington - Survey 3200m

Result	TAB no.	Horse (Barrier)	3200 to	3000m to	2800m to	2600m to	2400m to
4th	5	Tu Tangata (10)	3000m	2800m	2600m	2400m	2200m
		Position in running (margin)	-	10(12.5)	10(16.9)	10(18.4)	10(16.4)
		Sectional time (s)	19.70	15.69	15.71	15.19	14.81
		Cumulative time (s)	246.51	226.81	211.12	195.41	180.22
		Speed (m/s)	10.15	12.75	12.73	13.17	13.50
		Stride length (m)	4.96	5.59	5.63	5.83	6.00
		Stride duration (s)	0.453	0.439	0.442	0.443	0.444
		Stride efficiency (%)	38.39	48.90	49.48	53.08	56.21
		Stride count	40.35	35.75	35.54	34.31	33.35

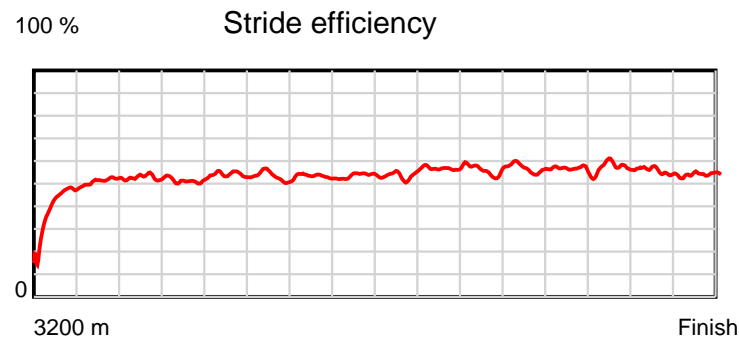
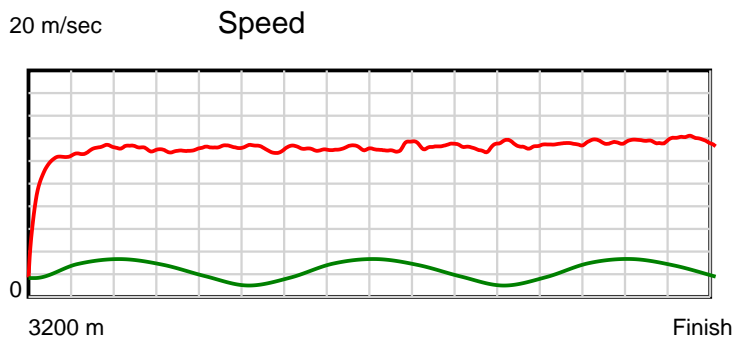
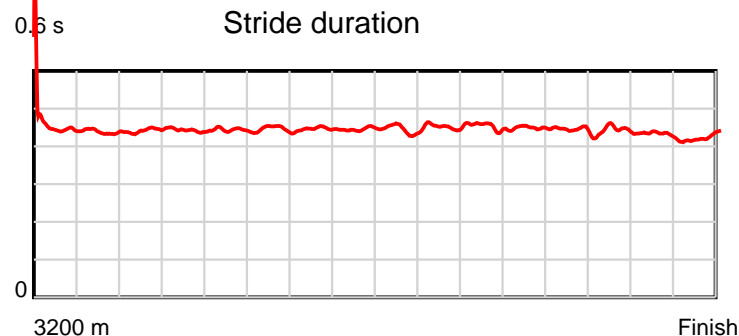
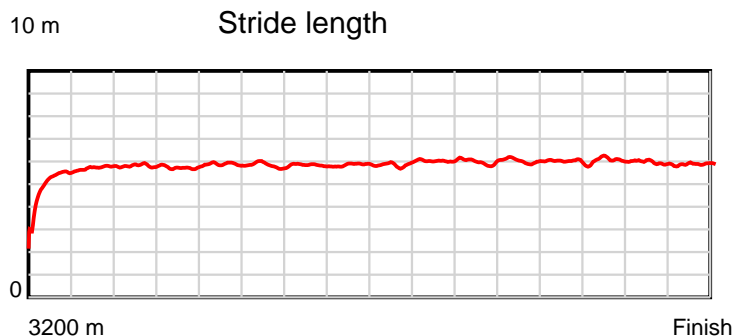
Disclaimer.

HRNZ and NZMTC and Thoroughbred Ratings Pty Ltd accepts no responsibility for the completeness or accuracy of any of the information contained herein, and makes no representations about its suitability for any particular purpose. Users should make their own judgements about those matters and/or seek independent advice. You assume all risks associated with use of the data provided on this page.

Race Results

November 12, 2024, Race 1, SAUNDERS ROBINSON BROWN HANDICAP TROT, Distance 3200m, Addington - Survey 3200m

Result	TAB no.	Horse (Barrier)	2200m to	2000m to	1800m to	1600m to	1400m to	1200m to	1000m to	800m to	600m to	400m to	200m to	Total or	Margin
4th	5	Tu Tangata (10)	2000m	1800m	1600m	1400m	1200m	1000m	800m	600m	400m	200m	WP	Average	
		Position in running (margin)	8(13.4)	8(11.9)	9(10.5)	9(10.3)	11(7.9)	11(6.7)	10(8.9)	10(9.8)	11(9.1)	9(12.0)	9(10.2)		1.10
		Sectional time (s)	15.25	15.21	15.41	15.31	14.94	15.10	15.02	14.71	15.25	14.85	14.36		
		Cumulative time (s)	165.41	150.16	134.95	119.54	104.23	89.29	74.19	59.17	44.46	29.21	14.36	4:06.51	
		Speed (m/s)	13.11	13.15	12.98	13.06	13.39	13.25	13.32	13.60	13.11	13.47	13.93	12.98	
		Stride length (m)	5.84	5.87	5.78	5.81	6.07	6.00	5.97	6.04	5.81	5.80	5.92	5.80	
		Stride duration (s)	0.446	0.447	0.445	0.445	0.453	0.453	0.449	0.444	0.443	0.431	0.425	0.446	
		Stride efficiency (%)	53.37	53.90	52.25	52.79	57.50	56.23	55.75	56.98	52.66	52.55	54.83	52.48	
		Stride count	34.22	34.05	34.59	34.41	32.97	33.34	33.48	33.12	34.45	34.49	33.76	552.18	



Note: Horizontal distance axis grid lines are 200m furlongs.

Disclaimer.

HRNZ and NZMTC and Thoroughbred Ratings Pty Ltd accepts no responsibility for the completeness or accuracy of any of the information contained herein, and makes no representations about its suitability for any particular purpose. Users should make their own judgements about those matters and/or seek independent advice. You assume all risks associated with use of the data provided on this page.



Race Results



November 12, 2024, Race 1, SAUNDERS ROBINSON BROWN HANDICAP TROT, Distance 3200m, Addington - Survey 3200m

Result	TAB no.	Horse (Barrier)	3200 to	3000m to	2800m to	2600m to	2400m to
5th	1	Paris Prince (4)	3000m	2800m	2600m	2400m	2200m
		Position in running (margin)	-	7(7.4)	7(12.4)	8(14.5)	8(14.0)
		Sectional time (s)	18.84	15.79	15.81	15.42	15.22
		Cumulative time (s)	247.03	228.19	212.40	196.59	181.17
		Speed (m/s)	10.62	12.67	12.65	12.97	13.14
		Stride length (m)	5.23	5.77	5.93	6.12	6.06
		Stride duration (s)	0.480	0.456	0.469	0.472	0.461
		Stride efficiency (%)	42.68	52.08	54.99	58.56	57.39
		Stride count	38.27	34.65	33.71	32.67	33.00

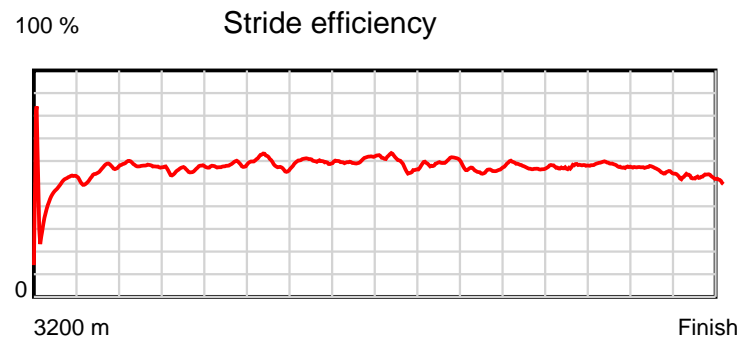
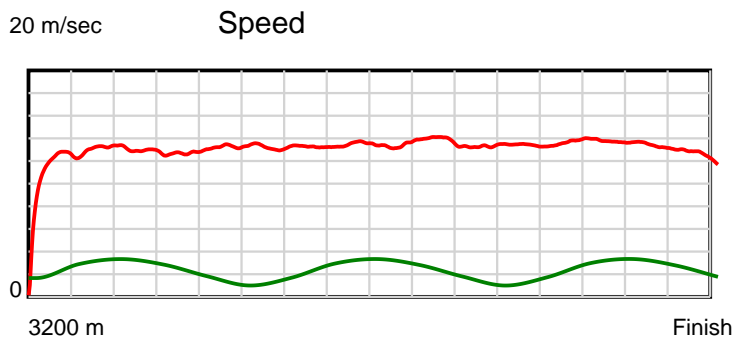
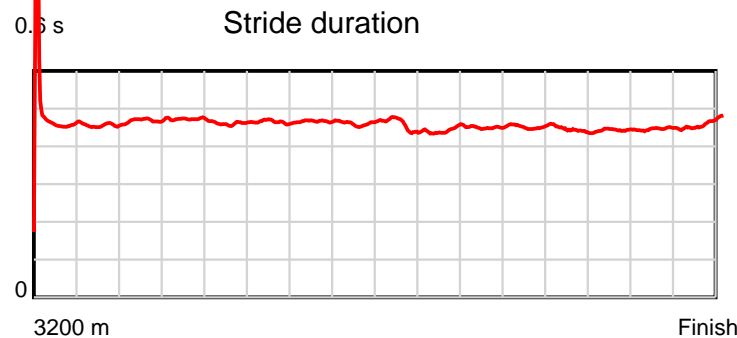
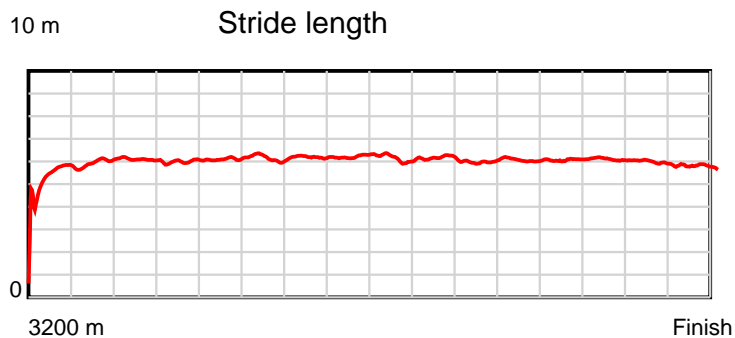
Disclaimer.

HRNZ and NZMTC and Thoroughbred Ratings Pty Ltd accepts no responsibility for the completeness or accuracy of any of the information contained herein, and makes no representations about its suitability for any particular purpose. Users should make their own judgements about those matters and/or seek independent advice. You assume all risks associated with use of the data provided on this page.

Race Results

November 12, 2024, Race 1, SAUNDERS ROBINSON BROWN HANDICAP TROT, Distance 3200m, Addington - Survey 3200m

Result	TAB no.	Horse (Barrier)	2200m to	2000m to	1800m to	1600m to	1400m to	1200m to	1000m to	800m to	600m to	400m to	200m to	Total or	Margin
5th	1	Paris Prince (4)	2000m	1800m	1600m	1400m	1200m	1000m	800m	600m	400m	200m	WP	Average	
		Position in running (margin)	9(13.4)	9(12.2)	8(9.9)	8(8.7)	5(5.2)	3(0.6)	3(2.7)	3(4.2)	3(2.3)	3(3.6)	3(3.9)		3.80
		Sectional time (s)	15.30	15.06	15.24	15.12	14.38	15.08	15.12	14.52	14.99	15.19	15.95		
		Cumulative time (s)	165.95	150.65	135.59	120.35	105.23	90.85	75.77	60.65	46.13	31.14	15.95	4:07.03	
		Speed (m/s)	13.07	13.28	13.12	13.23	13.91	13.26	13.23	13.77	13.34	13.17	12.54	12.95	
		Stride length (m)	6.07	6.20	6.05	6.03	6.17	5.98	5.98	6.09	5.91	5.87	5.80	5.94	
		Stride duration (s)	0.465	0.467	0.461	0.456	0.443	0.451	0.452	0.442	0.443	0.446	0.462	0.459	
		Stride efficiency (%)	57.66	59.99	57.16	56.90	59.43	55.87	55.87	57.92	54.64	53.83	52.54	55.22	
		Stride count	32.93	32.28	33.07	33.14	32.43	33.45	33.45	32.85	33.82	34.08	34.49	538.29	



Note: Horizontal distance axis grid lines are 200m furlongs.

Disclaimer.

HRNZ and NZMTC and Thoroughbred Ratings Pty Ltd accepts no responsibility for the completeness or accuracy of any of the information contained herein, and makes no representations about its suitability for any particular purpose. Users should make their own judgements about those matters and/or seek independent advice. You assume all risks associated with use of the data provided on this page.



Race Results



November 12, 2024, Race 1, SAUNDERS ROBINSON BROWN HANDICAP TROT, Distance 3200m, Addington - Survey 3200m

Result	TAB no.	Horse (Barrier)	3200 to	3000m to	2800m to	2600m to	2400m to
6th	9	Vertigo (13)	3000m	2800m	2600m	2400m	2200m
		Position in running (margin)	-	2(0.1)	2(3.0)	2(2.4)	2(2.4)
		Sectional time (s)	17.61	15.44	15.38	15.50	15.29
		Cumulative time (s)	247.42	229.81	214.37	198.99	183.49
		Speed (m/s)	11.36	12.95	13.00	12.90	13.08
		Stride length (m)	5.28	5.83	5.92	5.98	6.00
		Stride duration (s)	0.461	0.450	0.455	0.464	0.458
		Stride efficiency (%)	43.64	53.04	54.81	55.93	56.17
		Stride count	37.85	34.33	33.77	33.43	33.36

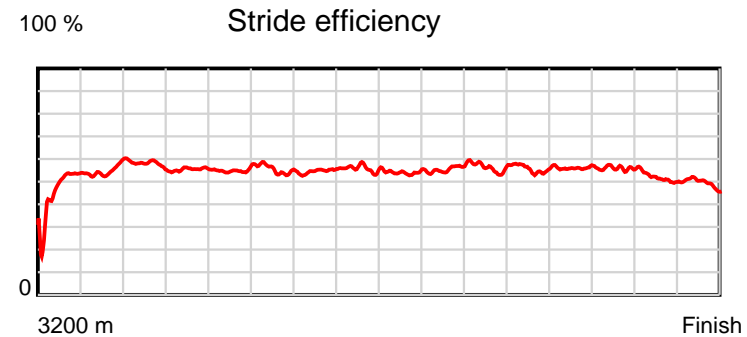
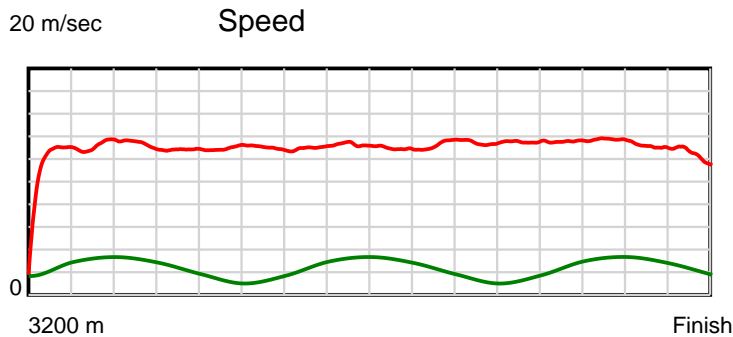
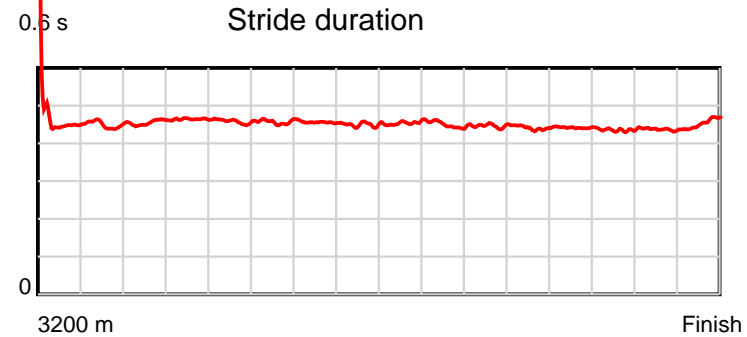
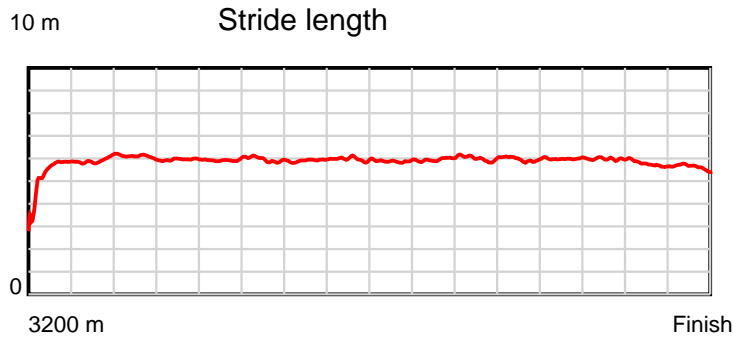
Disclaimer.

HRNZ and NZMTC and Thoroughbred Ratings Pty Ltd accepts no responsibility for the completeness or accuracy of any of the information contained herein, and makes no representations about its suitability for any particular purpose. Users should make their own judgements about those matters and/or seek independent advice. You assume all risks associated with use of the data provided on this page.

Race Results

November 12, 2024, Race 1, SAUNDERS ROBINSON BROWN HANDICAP TROT, Distance 3200m, Addington - Survey 3200m

Result	TAB no.	Horse (Barrier)	2200m to	2000m to	1800m to	1600m to	1400m to	1200m to	1000m to	800m to	600m to	400m to	200m to	Total or	Margin
6th	9	Vertigo (13)	2000m	1800m	1600m	1400m	1200m	1000m	800m	600m	400m	200m	WP	Average	
		Position in running (margin)	2(2.2)	2(2.2)	2(2.2)	2(1.9)	2(1.7)	4(1.8)	2(1.9)	2(2.2)	2(1.7)	2(2.3)	2(3.7)		5.90
		Sectional time (s)	15.50	15.45	15.38	15.66	15.16	14.76	14.91	14.75	14.87	15.38	16.38		
		Cumulative time (s)	168.20	152.70	137.25	121.87	106.21	91.05	76.29	61.38	46.63	31.76	16.38	4:07.42	
		Speed (m/s)	12.90	12.94	13.00	12.77	13.19	13.55	13.41	13.56	13.45	13.00	12.21	12.93	
		Stride length (m)	5.90	5.90	5.85	5.79	5.93	6.05	5.91	5.99	5.86	5.68	5.55	5.83	
		Stride duration (s)	0.457	0.456	0.450	0.454	0.449	0.446	0.441	0.442	0.436	0.437	0.455	0.451	
		Stride efficiency (%)	54.39	54.37	53.47	52.43	54.87	57.12	54.67	56.03	53.67	50.39	48.16	53.15	
		Stride count	33.90	33.91	34.19	34.53	33.75	33.08	33.81	33.40	34.13	35.22	36.02	548.68	



Note: Horizontal distance axis grid lines are 200m furlongs.

Disclaimer.

HRNZ and NZMTC and Thoroughbred Ratings Pty Ltd accepts no responsibility for the completeness or accuracy of any of the information contained herein, and makes no representations about its suitability for any particular purpose. Users should make their own judgements about those matters and/or seek independent advice. You assume all risks associated with use of the data provided on this page.



Race Results



November 12, 2024, Race 1, SAUNDERS ROBINSON BROWN HANDICAP TROT, Distance 3200m, Addington - Survey 3200m

Result	TAB no.	Horse (Barrier)	3200 to	3000m to	2800m to	2600m to	2400m to
7th	3	The Royal Gamb... (6)	3000m	2800m	2600m	2400m	2200m
		Position in running (margin)	-	4(3.6)	4(6.4)	4(8.2)	4(7.5)
		Sectional time (s)	18.02	15.42	15.77	15.38	15.21
		Cumulative time (s)	247.59	229.57	214.15	198.38	183.00
		Speed (m/s)	11.10	12.97	12.68	13.00	13.15
		Stride length (m)	5.53	5.95	5.89	6.09	6.23
		Stride duration (s)	0.491	0.459	0.464	0.468	0.474
		Stride efficiency (%)	47.77	55.40	54.22	57.92	60.58
		Stride count	36.17	33.59	33.95	32.85	32.12

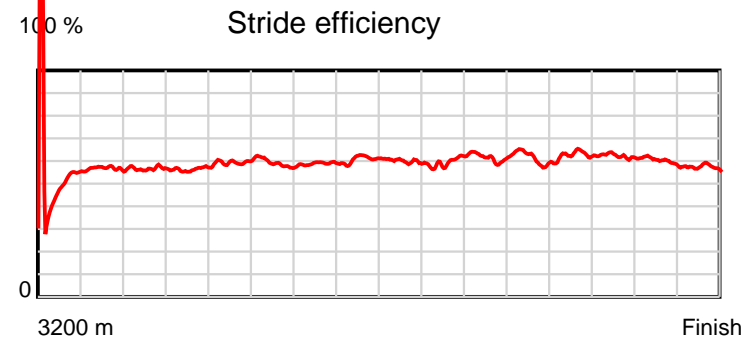
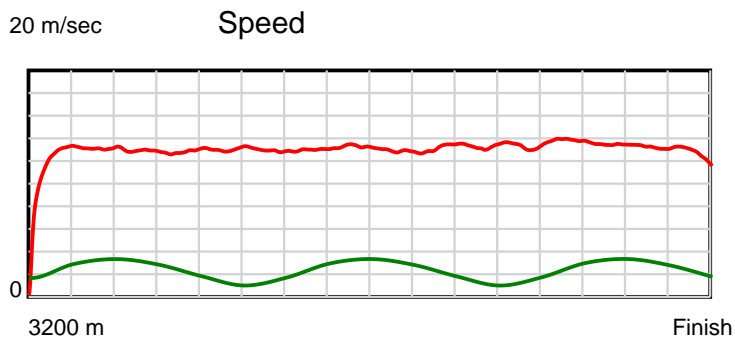
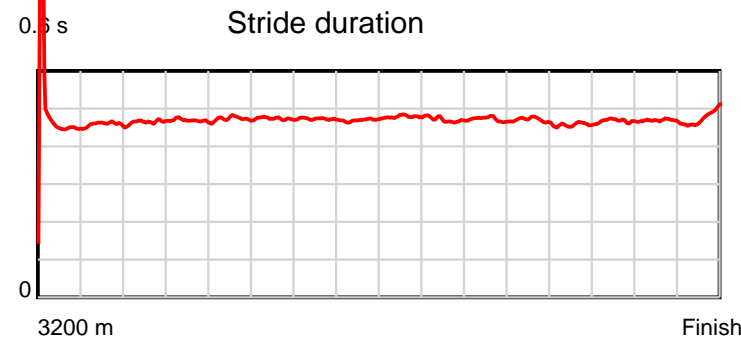
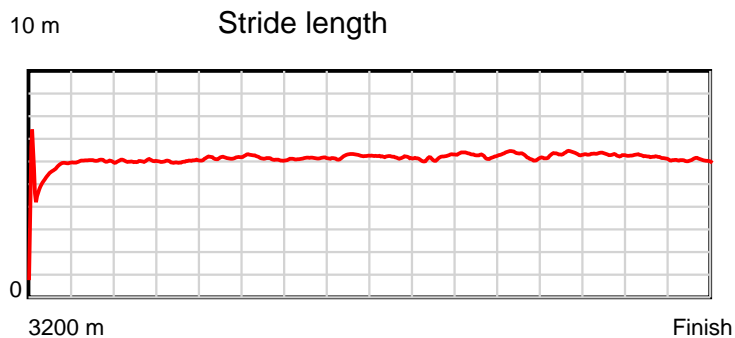
Disclaimer.

HRNZ and NZMTC and Thoroughbred Ratings Pty Ltd accepts no responsibility for the completeness or accuracy of any of the information contained herein, and makes no representations about its suitability for any particular purpose. Users should make their own judgements about those matters and/or seek independent advice. You assume all risks associated with use of the data provided on this page.

Race Results

November 12, 2024, Race 1, SAUNDERS ROBINSON BROWN HANDICAP TROT, Distance 3200m, Addington - Survey 3200m

Result	TAB no.	Horse (Barrier)	2200m to	2000m to	1800m to	1600m to	1400m to	1200m to	1000m to	800m to	600m to	400m to	200m to	Total or	Margin
7th	3	The Royal Gamb... (6)	2000m	1800m	1600m	1400m	1200m	1000m	800m	600m	400m	200m	WP	Average	
		Position in running (margin)	4(6.9)	4(7.0)	5(6.6)	5(6.5)	6(5.4)	10(5.6)	8(6.5)	7(7.8)	7(5.8)	8(7.9)	6(7.7)		6.80
		Sectional time (s)	15.53	15.39	15.42	15.51	15.18	14.90	15.07	14.50	15.11	15.12	16.06		
		Cumulative time (s)	167.79	152.26	136.87	121.45	105.94	90.76	75.86	60.79	46.29	31.18	16.06	4:07.59	
		Speed (m/s)	12.88	13.00	12.97	12.89	13.18	13.42	13.27	13.79	13.24	13.23	12.45	12.92	
		Stride length (m)	6.10	6.14	6.09	6.17	6.20	6.34	6.23	6.31	6.19	6.18	5.98	6.10	
		Stride duration (s)	0.474	0.473	0.470	0.478	0.470	0.472	0.469	0.457	0.468	0.468	0.480	0.472	
		Stride efficiency (%)	58.14	58.98	58.00	59.46	60.03	62.76	60.60	62.19	59.91	59.77	55.83	58.05	
		Stride count	32.79	32.55	32.83	32.42	32.27	31.56	32.12	31.70	32.30	32.34	33.46	525.02	



Note: Horizontal distance axis grid lines are 200m furlongs.

Disclaimer.

HRNZ and NZMTC and Thoroughbred Ratings Pty Ltd accepts no responsibility for the completeness or accuracy of any of the information contained herein, and makes no representations about its suitability for any particular purpose. Users should make their own judgements about those matters and/or seek independent advice. You assume all risks associated with use of the data provided on this page.



Race Results



November 12, 2024, Race 1, SAUNDERS ROBINSON BROWN HANDICAP TROT, Distance 3200m, Addington - Survey 3200m

Result	TAB no.	Horse (Barrier)	3200 to	3000m to	2800m to	2600m to	2400m to
8th	16	Cormoran Strik... (9)	3000m	2800m	2600m	2400m	2200m
		Position in running (margin)	-	12(14.6)	9(16.7)	7(13.3)	5(10.3)
		Sectional time (s)	20.15	15.31	14.90	15.01	15.09
		Cumulative time (s)	247.64	227.49	212.18	197.28	182.27
		Speed (m/s)	9.93	13.06	13.42	13.32	13.25
		Stride length (m)	5.60	6.05	6.23	6.42	6.45
		Stride duration (s)	0.476	0.463	0.464	0.482	0.486
		Stride efficiency (%)	49.07	57.16	60.65	64.49	64.96
		Stride count	35.69	33.07	32.10	31.13	31.02

Disclaimer.

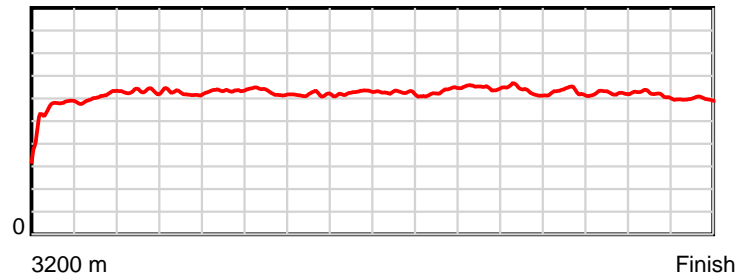
HRNZ and NZMTC and Thoroughbred Ratings Pty Ltd accepts no responsibility for the completeness or accuracy of any of the information contained herein, and makes no representations about its suitability for any particular purpose. Users should make their own judgements about those matters and/or seek independent advice. You assume all risks associated with use of the data provided on this page.

Race Results

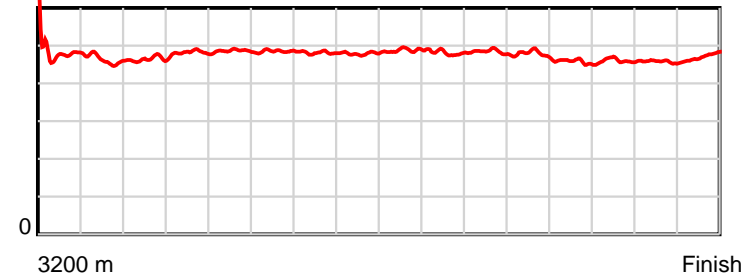
November 12, 2024, Race 1, SAUNDERS ROBINSON BROWN HANDICAP TROT, Distance 3200m, Addington - Survey 3200m

Result	TAB no.	Horse (Barrier)	2200m to	2000m to	1800m to	1600m to	1400m to	1200m to	1000m to	800m to	600m to	400m to	200m to	Total or	Margin
8th	16	Cormoran Strik... (9)	2000m	1800m	1600m	1400m	1200m	1000m	800m	600m	400m	200m	WP	Average	
		Position in running (margin)	5(8.9)	6(8.8)	7(8.9)	7(8.1)	8(6.8)	12(6.9)	11(9.2)	11(10.5)	10(8.1)	7(7.9)	8(8.0)		7.00
		Sectional time (s)	15.49	15.45	15.31	15.48	15.17	15.11	15.08	14.43	14.74	15.17	15.75		
		Cumulative time (s)	167.18	151.69	136.24	120.93	105.45	90.28	75.17	60.09	45.66	30.92	15.75	4:07.64	
		Speed (m/s)	12.91	12.94	13.06	12.92	13.18	13.24	13.26	13.86	13.57	13.18	12.70	12.92	
		Stride length (m)	6.26	6.23	6.26	6.30	6.34	6.41	6.34	6.34	6.25	6.03	5.99	6.21	
		Stride duration (s)	0.485	0.481	0.479	0.487	0.481	0.484	0.478	0.457	0.461	0.457	0.472	0.481	
		Stride efficiency (%)	61.26	60.59	61.25	61.95	62.90	64.14	62.72	62.74	61.02	56.79	56.15	60.29	
		Stride count	31.94	32.12	31.94	31.76	31.52	31.22	31.57	31.56	32.01	33.17	33.37	515.19	

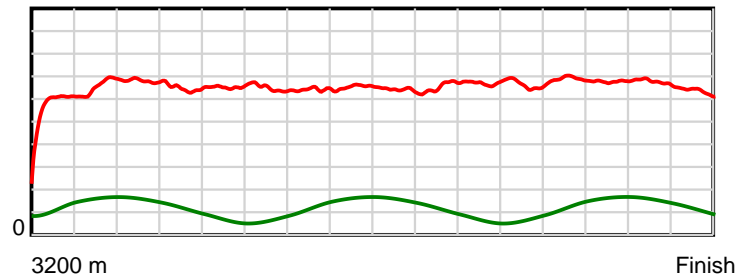
10 m Stride length



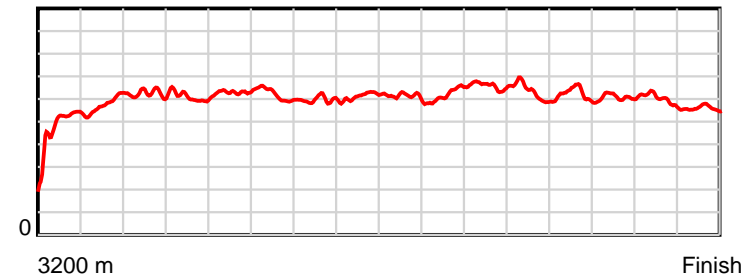
0.6 s Stride duration



20 m/sec Speed



100 % Stride efficiency



Note: Horizontal distance axis grid lines are 200m furlongs.

Disclaimer.

HRNZ and NZMTC and Thoroughbred Ratings Pty Ltd accepts no responsibility for the completeness or accuracy of any of the information contained herein, and makes no representations about its suitability for any particular purpose. Users should make their own judgements about those matters and/or seek independent advice. You assume all risks associated with use of the data provided on this page.



Race Results



November 12, 2024, Race 1, SAUNDERS ROBINSON BROWN HANDICAP TROT, Distance 3200m, Addington - Survey 3200m

Result	TAB no.	Horse (Barrier)	3200 to	3000m to	2800m to	2600m to	2400m to
9th	11	Royal Del (15)	3000m	2800m	2600m	2400m	2200m
		Position in running (margin)	-	6(6.2)	6(9.8)	6(12.7)	7(12.1)
		Sectional time (s)	18.74	15.56	15.96	15.40	15.19
		Cumulative time (s)	247.73	228.99	213.43	197.47	182.07
		Speed (m/s)	10.67	12.85	12.53	12.99	13.17
		Stride length (m)	5.17	5.86	5.85	6.07	6.08
		Stride duration (s)	0.474	0.456	0.467	0.468	0.461
		Stride efficiency (%)	41.83	53.70	53.49	57.58	57.70
		Stride count	38.66	34.12	34.18	32.95	32.91

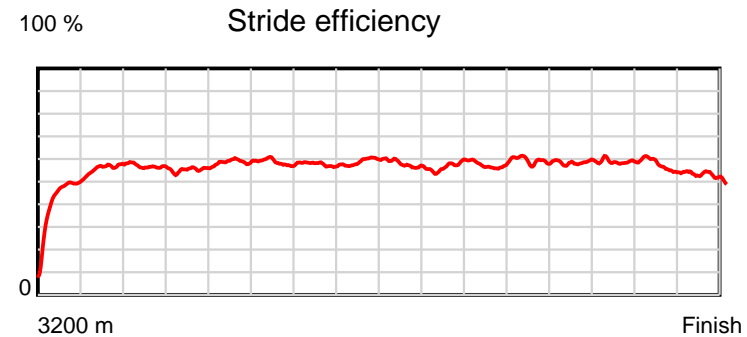
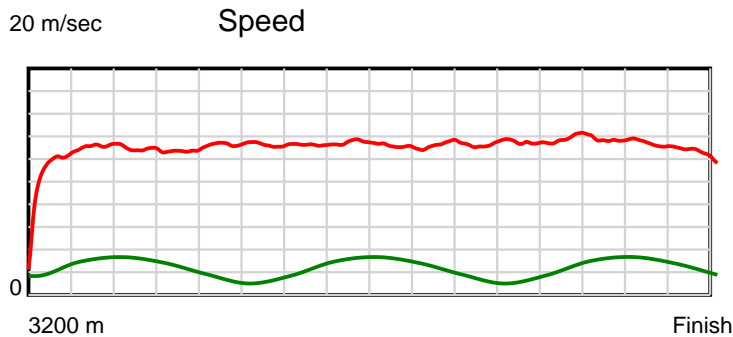
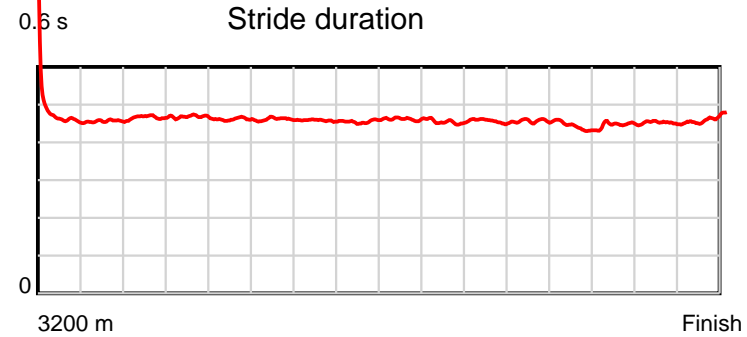
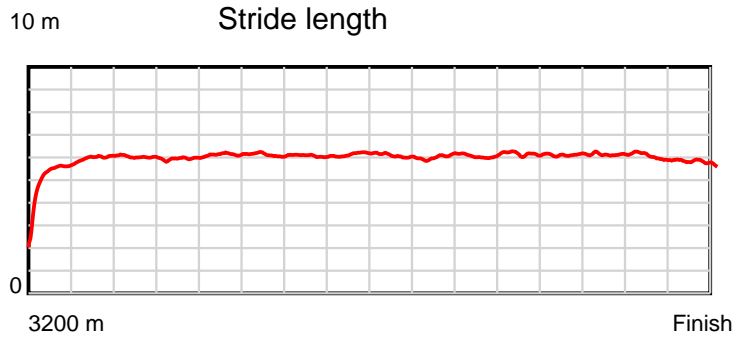
Disclaimer.

HRNZ and NZMTC and Thoroughbred Ratings Pty Ltd accepts no responsibility for the completeness or accuracy of any of the information contained herein, and makes no representations about its suitability for any particular purpose. Users should make their own judgements about those matters and/or seek independent advice. You assume all risks associated with use of the data provided on this page.

Race Results

November 12, 2024, Race 1, SAUNDERS ROBINSON BROWN HANDICAP TROT, Distance 3200m, Addington - Survey 3200m

Result	TAB no.	Horse (Barrier)	2200m to	2000m to	1800m to	1600m to	1400m to	1200m to	1000m to	800m to	600m to	400m to	200m to	Total or	Margin
9th	11	Royal Del (15)	2000m	1800m	1600m	1400m	1200m	1000m	800m	600m	400m	200m	WP	Average	
		Position in running (margin)	7(11.4)	7(10.4)	6(8.0)	6(6.7)	7(5.4)	9(4.2)	7(6.4)	8(8.0)	6(5.3)	6(7.0)	7(7.8)		7.50
		Sectional time (s)	15.35	15.05	15.22	15.49	14.95	15.11	15.12	14.38	15.06	15.28	15.87		
		Cumulative time (s)	166.88	151.53	136.48	121.26	105.77	90.82	75.71	60.59	46.21	31.15	15.87	4:07.73	
		Speed (m/s)	13.03	13.29	13.14	12.91	13.38	13.24	13.23	13.91	13.28	13.09	12.60	12.92	
		Stride length (m)	6.01	6.09	5.99	5.96	6.08	6.04	6.04	6.12	5.96	5.92	5.84	5.93	
		Stride duration (s)	0.461	0.458	0.456	0.462	0.454	0.457	0.457	0.440	0.449	0.452	0.463	0.459	
		Stride efficiency (%)	56.43	57.90	56.10	55.49	57.73	57.08	57.01	58.47	55.55	54.76	53.24	55.02	
		Stride count	33.28	32.86	33.38	33.56	32.91	33.09	33.11	32.70	33.54	33.79	34.26	539.30	



Note: Horizontal distance axis grid lines are 200m furlongs.

Disclaimer.

HRNZ and NZMTC and Thoroughbred Ratings Pty Ltd accepts no responsibility for the completeness or accuracy of any of the information contained herein, and makes no representations about its suitability for any particular purpose. Users should make their own judgements about those matters and/or seek independent advice. You assume all risks associated with use of the data provided on this page.



Race Results



November 12, 2024, Race 1, SAUNDERS ROBINSON BROWN HANDICAP TROT, Distance 3200m, Addington - Survey 3200m

Result	TAB no.	Horse (Barrier)	3200 to	3000m to	2800m to	2600m to	2400m to
10th	13	Eurokash (3)	3000m	2800m	2600m	2400m	2200m
		Position in running (margin)	-	13(17.1)	13(21.2)	14(24.6)	14(24.4)
		Sectional time (s)	20.13	15.62	16.05	15.46	14.97
		Cumulative time (s)	248.04	227.91	212.29	196.24	180.78
		Speed (m/s)	9.94	12.80	12.46	12.94	13.36
		Stride length (m)	5.47	6.19	6.10	6.35	6.53
		Stride duration (s)	0.482	0.484	0.489	0.491	0.489
		Stride efficiency (%)	46.68	59.97	58.15	62.91	66.58
		Stride count	36.59	32.29	32.79	31.52	30.64

Disclaimer.

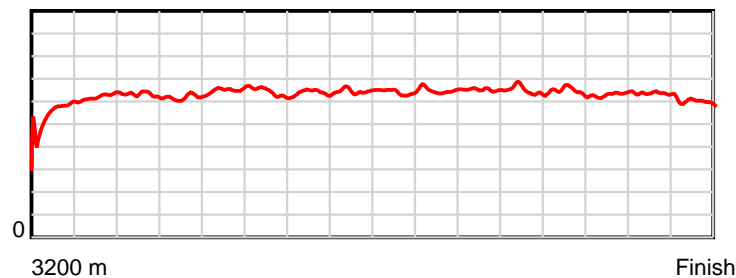
HRNZ and NZMTC and Thoroughbred Ratings Pty Ltd accepts no responsibility for the completeness or accuracy of any of the information contained herein, and makes no representations about its suitability for any particular purpose. Users should make their own judgements about those matters and/or seek independent advice. You assume all risks associated with use of the data provided on this page.

Race Results

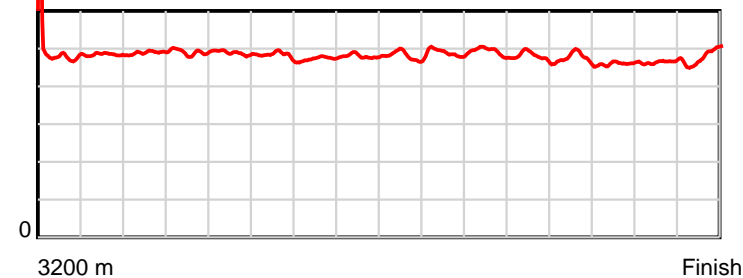
November 12, 2024, Race 1, SAUNDERS ROBINSON BROWN HANDICAP TROT, Distance 3200m, Addington - Survey 3200m

Result	TAB no.	Horse (Barrier)	2200m to	2000m to	1800m to	1600m to	1400m to	1200m to	1000m to	800m to	600m to	400m to	200m to	Total or	Margin
10th	13	Eurokash (3)	2000m	1800m	1600m	1400m	1200m	1000m	800m	600m	400m	200m	WP	Average	
		Position in running (margin)	13(22.3)	13(19.9)	12(15.3)	12(13.3)	13(10.1)	15(8.6)	13(11.2)	12(12.0)	13(11.7)	10(13.4)	10(10.7)		9.10
		Sectional time (s)	15.10	14.69	15.10	15.17	14.89	15.17	15.00	14.79	15.05	14.70	16.15		
		Cumulative time (s)	165.81	150.71	136.02	120.92	105.75	90.86	75.69	60.69	45.90	30.85	16.15	4:08.04	
		Speed (m/s)	13.25	13.61	13.25	13.18	13.43	13.18	13.33	13.52	13.29	13.61	12.38	12.90	
		Stride length (m)	6.40	6.44	6.36	6.33	6.58	6.49	6.38	6.42	6.12	6.32	5.95	6.26	
		Stride duration (s)	0.483	0.473	0.480	0.480	0.490	0.492	0.479	0.474	0.460	0.465	0.480	0.486	
		Stride efficiency (%)	63.93	64.84	63.25	62.61	67.69	65.83	63.65	64.36	58.47	62.51	55.29	61.32	
		Stride count	31.27	31.05	31.44	31.60	30.39	30.81	31.34	31.16	32.70	31.62	33.62	510.83	

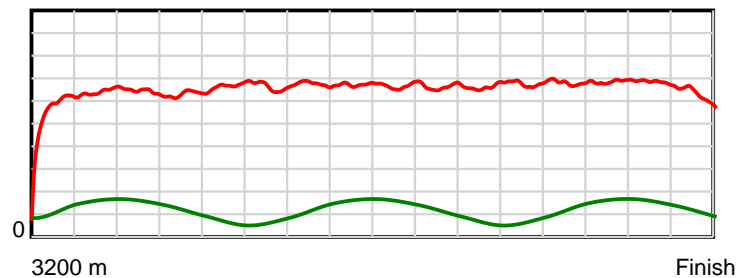
10 m Stride length



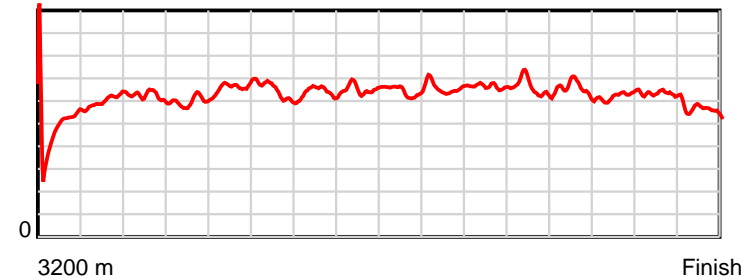
0.5 s Stride duration



20 m/sec Speed



100 % Stride efficiency



Note: Horizontal distance axis grid lines are 200m furlongs.

Disclaimer.

HRNZ and NZMTC and Thoroughbred Ratings Pty Ltd accepts no responsibility for the completeness or accuracy of any of the information contained herein, and makes no representations about its suitability for any particular purpose. Users should make their own judgements about those matters and/or seek independent advice. You assume all risks associated with use of the data provided on this page.



Race Results



November 12, 2024, Race 1, SAUNDERS ROBINSON BROWN HANDICAP TROT, Distance 3200m, Addington - Survey 3200m

Result	TAB no.	Horse (Barrier)	3200 to	3000m to	2800m to	2600m to	2400m to
11th	14	Missile (5)	3000m	2800m	2600m	2400m	2200m
		Position in running (margin)	-	14(17.2)	14(23.1)	13(23.5)	13(24.0)
		Sectional time (s)	20.45	15.93	15.55	15.59	15.18
		Cumulative time (s)	248.82	228.37	212.44	196.89	181.30
		Speed (m/s)	9.78	12.55	12.86	12.83	13.18
		Stride length (m)	5.46	5.88	6.09	6.15	6.28
		Stride duration (s)	0.480	0.468	0.474	0.480	0.476
		Stride efficiency (%)	46.63	54.05	58.00	59.17	61.61
		Stride count	36.61	34.01	32.83	32.50	31.85

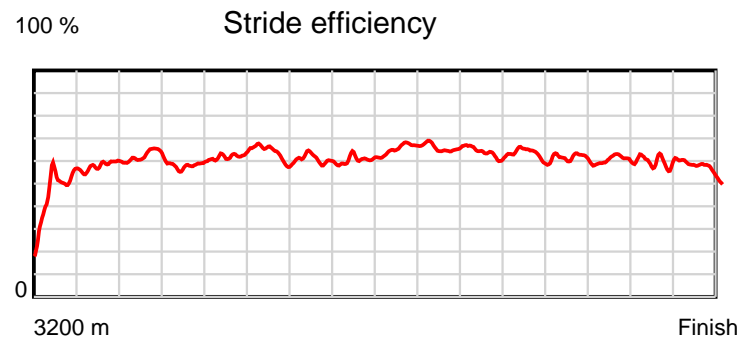
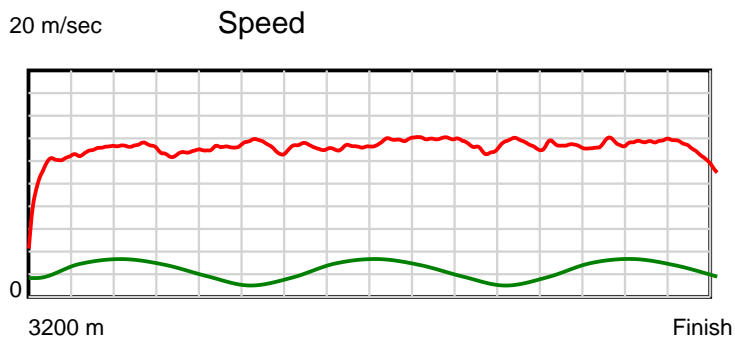
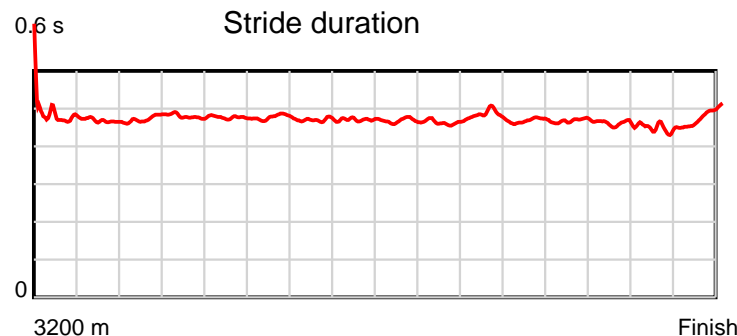
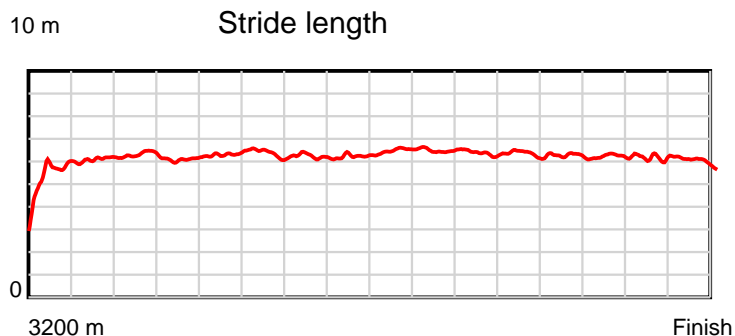
Disclaimer.

HRNZ and NZMTC and Thoroughbred Ratings Pty Ltd accepts no responsibility for the completeness or accuracy of any of the information contained herein, and makes no representations about its suitability for any particular purpose. Users should make their own judgements about those matters and/or seek independent advice. You assume all risks associated with use of the data provided on this page.

Race Results

November 12, 2024, Race 1, SAUNDERS ROBINSON BROWN HANDICAP TROT, Distance 3200m, Addington - Survey 3200m

Result	TAB no.	Horse (Barrier)	2200m to	2000m to	1800m to	1600m to	1400m to	1200m to	1000m to	800m to	600m to	400m to	200m to	Total or	Margin
11th	14	Missile (5)	2000m	1800m	1600m	1400m	1200m	1000m	800m	600m	400m	200m	WP	Average	
		Position in running (margin)	14(23.2)	14(21.7)	14(18.9)	14(18.6)	14(12.0)	13(7.0)	14(12.0)	14(14.7)	14(15.0)	14(15.8)	11(12.5)		13.30
		Sectional time (s)	15.25	14.99	15.39	14.60	14.31	15.57	15.31	14.89	14.90	14.59	16.32		
		Cumulative time (s)	166.12	150.87	135.88	120.49	105.89	91.58	76.01	60.70	45.81	30.91	16.32	4:08.82	
		Speed (m/s)	13.11	13.34	13.00	13.70	13.98	12.85	13.06	13.43	13.42	13.71	12.25	12.86	
		Stride length (m)	6.26	6.27	6.13	6.41	6.49	6.21	6.11	6.29	6.17	6.14	5.93	6.13	
		Stride duration (s)	0.478	0.470	0.471	0.468	0.465	0.484	0.468	0.468	0.460	0.448	0.484	0.477	
		Stride efficiency (%)	61.30	61.38	58.66	64.15	65.85	60.25	58.38	61.90	59.54	58.90	54.97	58.79	
		Stride count	31.93	31.91	32.64	31.22	30.81	32.21	32.72	31.78	32.40	32.58	33.72	521.72	



Note: Horizontal distance axis grid lines are 200m furlongs.

Disclaimer.

HRNZ and NZMTC and Thoroughbred Ratings Pty Ltd accepts no responsibility for the completeness or accuracy of any of the information contained herein, and makes no representations about its suitability for any particular purpose. Users should make their own judgements about those matters and/or seek independent advice. You assume all risks associated with use of the data provided on this page.



Race Results



November 12, 2024, Race 1, SAUNDERS ROBINSON BROWN HANDICAP TROT, Distance 3200m, Addington - Survey 3200m

Result	TAB no.	Horse (Barrier)	3200 to	3000m to	2800m to	2600m to	2400m to
12th	15	Master Class (7)	3000m	2800m	2600m	2400m	2200m
		Position in running (margin)	-	15(19.6)	15(25.2)	15(24.9)	15(25.4)
		Sectional time (s)	20.80	15.88	15.43	15.58	15.22
		Cumulative time (s)	251.30	230.50	214.62	199.19	183.61
		Speed (m/s)	9.62	12.59	12.96	12.84	13.14
		Stride length (m)	5.36	5.79	6.06	6.16	6.15
		Stride duration (s)	0.476	0.460	0.467	0.480	0.468
		Stride efficiency (%)	44.84	52.38	57.38	59.24	59.10
		Stride count	37.34	34.54	33.01	32.48	32.52

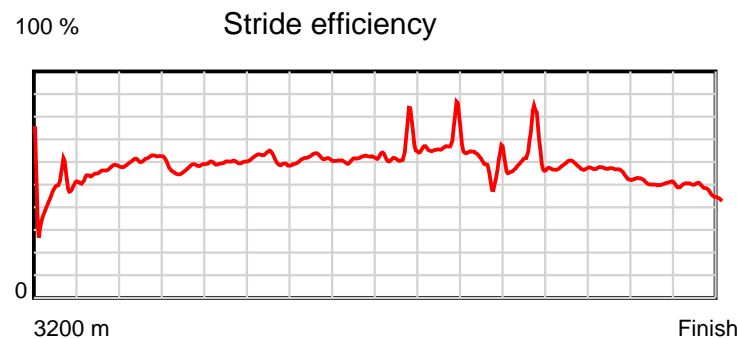
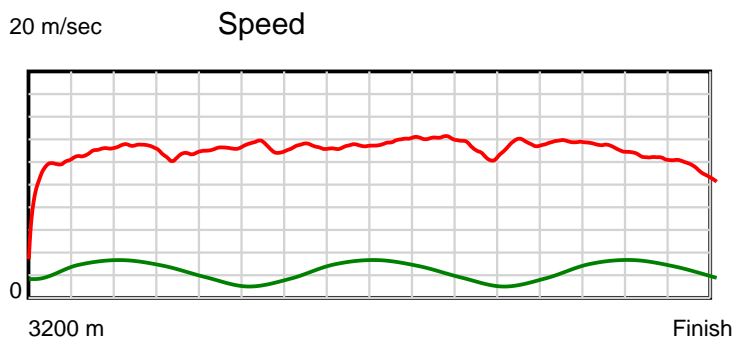
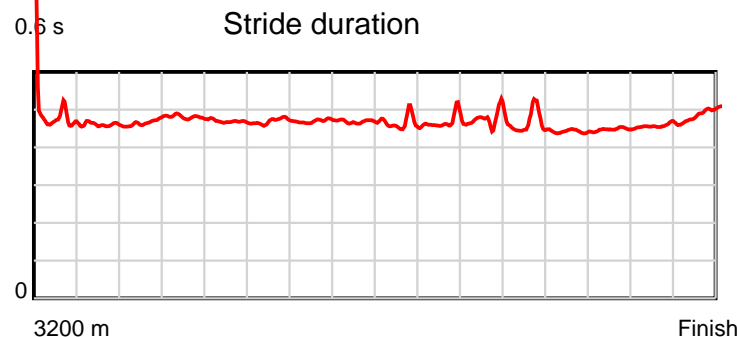
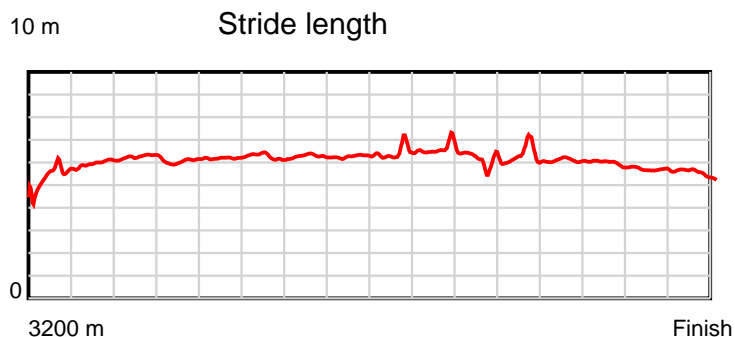
Disclaimer.

HRNZ and NZMTC and Thoroughbred Ratings Pty Ltd accepts no responsibility for the completeness or accuracy of any of the information contained herein, and makes no representations about its suitability for any particular purpose. Users should make their own judgements about those matters and/or seek independent advice. You assume all risks associated with use of the data provided on this page.

Race Results

November 12, 2024, Race 1, SAUNDERS ROBINSON BROWN HANDICAP TROT, Distance 3200m, Addington - Survey 3200m

Result	TAB no.	Horse (Barrier)	2200m to	2000m to	1800m to	1600m to	1400m to	1200m to	1000m to	800m to	600m to	400m to	200m to	Total or	Margin
12th	15	Master Class (7)	2000m	1800m	1600m	1400m	1200m	1000m	800m	600m	400m	200m	WP	Average	
		Position in running (margin)	15(24.8)	15(23.7)	15(20.6)	15(20.1)	15(13.8)	14(8.2)	15(15.0)	13(14.0)	12(11.3)	12(14.0)	12(19.2)		26.30
		Sectional time (s)	15.32	14.93	15.35	14.66	14.22	15.87	14.69	14.38	15.22	16.00	17.75		
		Cumulative time (s)	168.39	153.07	138.14	122.79	108.13	93.91	78.04	63.35	48.97	33.75	17.75	4:11.30	
		Speed (m/s)	13.05	13.40	13.03	13.64	14.06	12.60	13.61	13.91	13.14	12.50	11.27	12.73	
		Stride length (m)	6.13	6.29	6.11	6.31	6.55	5.96	6.23	6.14	5.91	5.73	5.54	6.01	
		Stride duration (s)	0.470	0.470	0.469	0.462	0.466	0.473	0.458	0.441	0.450	0.459	0.492	0.472	
		Stride efficiency (%)	58.81	61.88	58.27	62.17	66.99	55.48	60.69	58.87	54.50	51.32	48.00	56.46	
		Stride count	32.60	31.78	32.75	31.71	30.55	33.57	32.09	32.59	33.86	34.90	36.08	532.37	



Note: Horizontal distance axis grid lines are 200m furlongs.

Disclaimer.

HRNZ and NZMTC and Thoroughbred Ratings Pty Ltd accepts no responsibility for the completeness or accuracy of any of the information contained herein, and makes no representations about its suitability for any particular purpose. Users should make their own judgements about those matters and/or seek independent advice. You assume all risks associated with use of the data provided on this page.



Race Results



November 12, 2024, Race 1, SAUNDERS ROBINSON BROWN HANDICAP TROT, Distance 3200m, Addington - Survey 3200m

Result	TAB no.	Horse (Barrier)	3200 to	3000m to	2800m to	2600m to	2400m to
13th	18	Moment Of What (1)	3000m	2800m	2600m	2400m	2200m
		Position in running (margin)	-	9(12.2)	11(17.4)	11(18.7)	11(18.2)
		Sectional time (s)	19.48	15.83	15.69	15.41	15.22
		Cumulative time (s)	251.77	232.29	216.46	200.77	185.36
		Speed (m/s)	10.27	12.63	12.75	12.98	13.14
		Stride length (m)	5.45	5.66	5.85	6.10	6.03
		Stride duration (s)	0.452	0.448	0.459	0.470	0.458
		Stride efficiency (%)	46.47	50.06	53.50	58.16	56.73
		Stride count	36.68	35.34	34.18	32.78	33.19

Disclaimer.

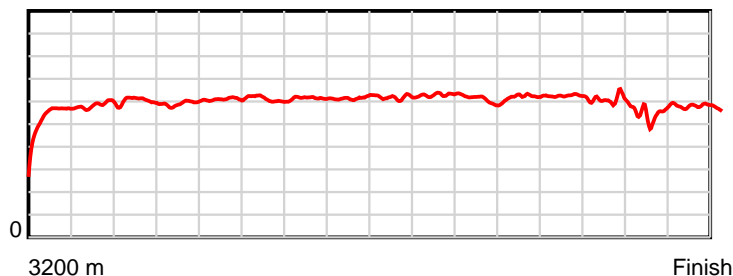
HRNZ and NZMTC and Thoroughbred Ratings Pty Ltd accepts no responsibility for the completeness or accuracy of any of the information contained herein, and makes no representations about its suitability for any particular purpose. Users should make their own judgements about those matters and/or seek independent advice. You assume all risks associated with use of the data provided on this page.

Race Results

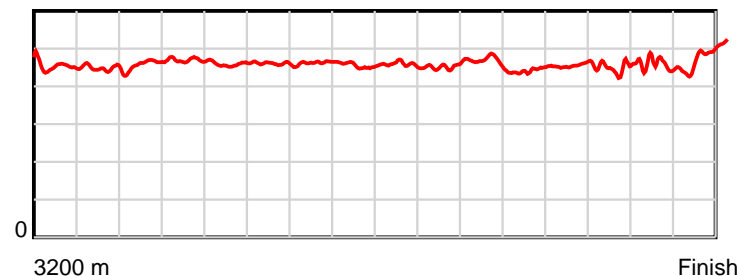
November 12, 2024, Race 1, SAUNDERS ROBINSON BROWN HANDICAP TROT, Distance 3200m, Addington - Survey 3200m

Result	TAB no.	Horse (Barrier)	2200m to	2000m to	1800m to	1600m to	1400m to	1200m to	1000m to	800m to	600m to	400m to	200m to	Total or	Margin
13th	18	Moment Of What (1)	2000m	1800m	1600m	1400m	1200m	1000m	800m	600m	400m	200m	WP	Average	
		Position in running (margin)	11(17.6)	11(16.7)	11(14.2)	11(12.9)	12(9.2)	8(4.0)	12(9.4)	9(9.3)	9(7.7)	11(13.8)	14(24.8)		28.80
		Sectional time (s)	15.36	15.03	15.21	15.09	14.28	15.63	14.85	14.56	15.80	16.97	17.36		
		Cumulative time (s)	170.14	154.78	139.75	124.54	109.45	95.17	79.54	64.69	50.13	34.33	17.36	4:11.77	
		Speed (m/s)	13.02	13.31	13.15	13.25	14.01	12.80	13.47	13.74	12.66	11.79	11.52	12.71	
		Stride length (m)	5.99	6.17	5.98	6.06	6.38	5.93	5.98	6.24	5.69	5.32	5.68	5.89	
		Stride duration (s)	0.460	0.463	0.455	0.457	0.455	0.463	0.444	0.455	0.450	0.451	0.493	0.464	
		Stride efficiency (%)	56.02	59.40	55.88	57.43	63.59	54.95	55.87	60.88	50.62	44.22	50.43	54.28	
		Stride count	33.40	32.44	33.45	32.99	31.35	33.73	33.45	32.04	35.14	37.60	35.20	542.96	

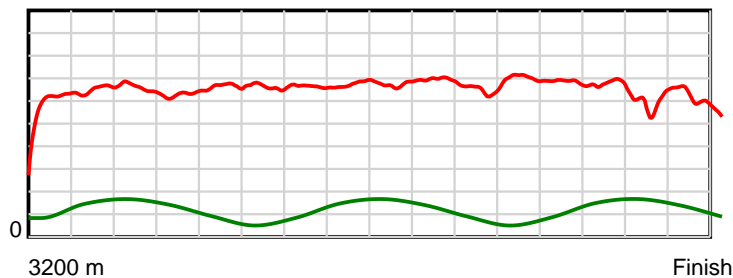
10 m Stride length



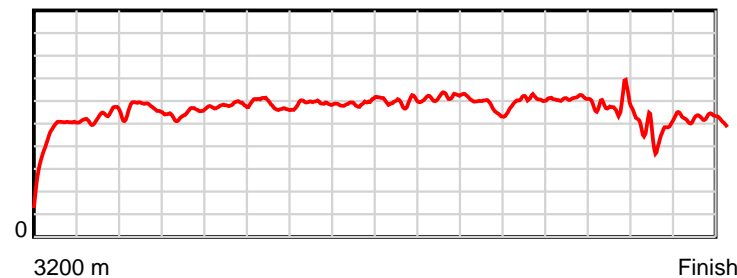
0.6 s Stride duration



20 m/sec Speed



100 % Stride efficiency



Note: Horizontal distance axis grid lines are 200m furlongs.

Disclaimer.

HRNZ and NZMTC and Thoroughbred Ratings Pty Ltd accepts no responsibility for the completeness or accuracy of any of the information contained herein, and makes no representations about its suitability for any particular purpose. Users should make their own judgements about those matters and/or seek independent advice. You assume all risks associated with use of the data provided on this page.



Race Results



November 12, 2024, Race 1, SAUNDERS ROBINSON BROWN HANDICAP TROT, Distance 3200m, Addington - Survey 3200m

Result	TAB no.	Horse (Barrier)	3200 to	3000m to	2800m to	2600m to	2400m to
14th	12	Forgiveness (0)	3000m	2800m	2600m	2400m	2200m
		Position in running (margin)	-	8(10.5)	8(14.8)	9(16.3)	9(16.2)
		Sectional time (s)	19.28	15.67	15.71	15.49	15.11
		Cumulative time (s)	252.82	233.54	217.87	202.16	186.67
		Speed (m/s)	10.37	12.76	12.73	12.91	13.24
		Stride length (m)	5.24	5.66	5.83	6.02	6.03
		Stride duration (s)	0.468	0.444	0.458	0.466	0.455
		Stride efficiency (%)	42.87	50.11	53.12	56.59	56.74
		Stride count	38.18	35.32	34.30	33.23	33.19

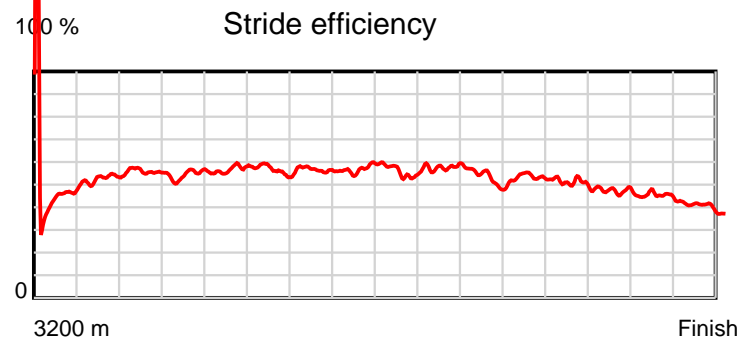
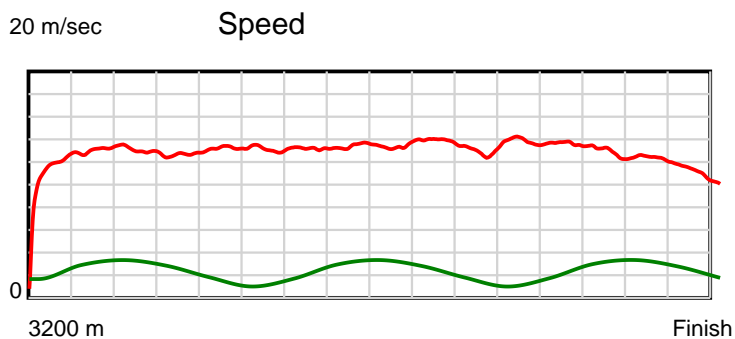
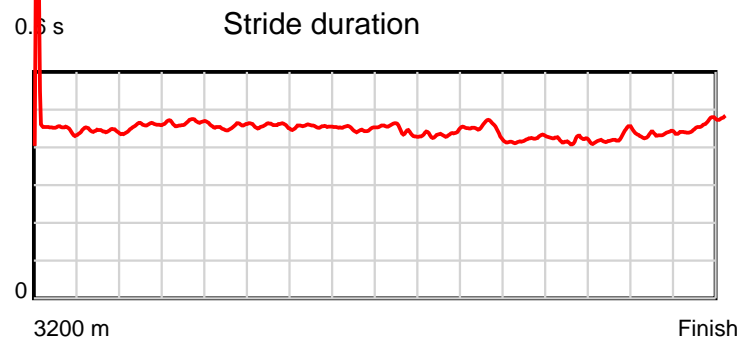
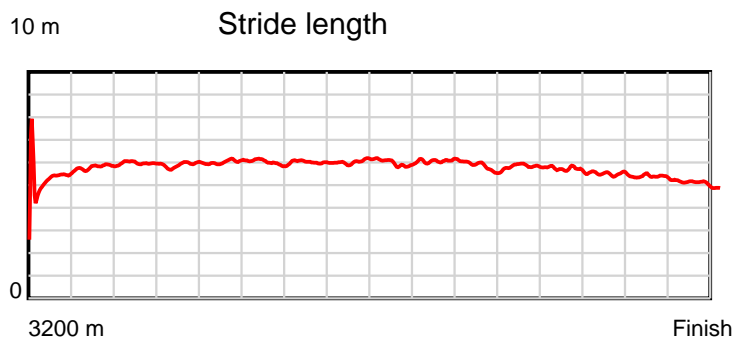
Disclaimer.

HRNZ and NZMTC and Thoroughbred Ratings Pty Ltd accepts no responsibility for the completeness or accuracy of any of the information contained herein, and makes no representations about its suitability for any particular purpose. Users should make their own judgements about those matters and/or seek independent advice. You assume all risks associated with use of the data provided on this page.

Race Results

November 12, 2024, Race 1, SAUNDERS ROBINSON BROWN HANDICAP TROT, Distance 3200m, Addington - Survey 3200m

Result	TAB no.	Horse (Barrier)	2200m to	2000m to	1800m to	1600m to	1400m to	1200m to	1000m to	800m to	600m to	400m to	200m to	Total or	Margin
14th	12	Forgiveness (0)	2000m	1800m	1600m	1400m	1200m	1000m	800m	600m	400m	200m	WP	Average	
		Position in running (margin)	10(15.0)	10(14.2)	10(12.1)	10(10.7)	10(6.9)	5(2.2)	9(7.4)	6(7.1)	8(6.1)	13(15.5)	13(23.8)		34.30
		Sectional time (s)	15.38	15.08	15.22	15.06	14.37	15.59	14.82	14.65	16.34	16.54	18.51		
		Cumulative time (s)	171.56	156.18	141.10	125.88	110.82	96.45	80.86	66.04	51.39	35.05	18.51	4:12.82	
		Speed (m/s)	13.00	13.26	13.14	13.28	13.92	12.83	13.50	13.65	12.24	12.09	10.80	12.66	
		Stride length (m)	5.93	6.05	5.91	5.90	6.10	5.71	5.70	5.70	5.25	5.26	5.02	5.69	
		Stride duration (s)	0.456	0.456	0.450	0.444	0.438	0.445	0.422	0.418	0.429	0.435	0.465	0.449	
		Stride efficiency (%)	55.00	57.12	54.54	54.39	58.05	50.97	50.69	50.84	43.11	43.28	39.44	50.54	
		Stride count	33.71	33.08	33.85	33.90	32.81	35.02	35.12	35.06	38.08	38.00	39.81	562.66	



Note: Horizontal distance axis grid lines are 200m furlongs.

Disclaimer.

HRNZ and NZMTC and Thoroughbred Ratings Pty Ltd accepts no responsibility for the completeness or accuracy of any of the information contained herein, and makes no representations about its suitability for any particular purpose. Users should make their own judgements about those matters and/or seek independent advice. You assume all risks associated with use of the data provided on this page.



Race Results



November 12, 2024, Race 1, SAUNDERS ROBINSON BROWN HANDICAP TROT, Distance 3200m, Addington - Survey 3200m

Result	TAB no.	Horse (Barrier)	3200 to	3000m to	2800m to	2600m to	2400m to
15th	6	Mavis Jones (11)	3000m	2800m	2600m	2400m	2200m
		Position in running (margin)	-	16(41.2)	16(44.8)	16(43.8)	16(38.2)
		Sectional time (s)	24.22	15.56	15.29	14.59	15.09
		Cumulative time (s)	260.74	236.52	220.96	205.67	191.08
		Speed (m/s)	8.26	12.85	13.08	13.71	13.25
		Stride length (m)	4.01	5.94	5.98	6.15	6.05
		Stride duration (s)	0.472	0.462	0.457	0.449	0.457
		Stride efficiency (%)	25.13	55.07	55.83	59.09	57.26
		Stride count	49.87	33.69	33.46	32.52	33.04

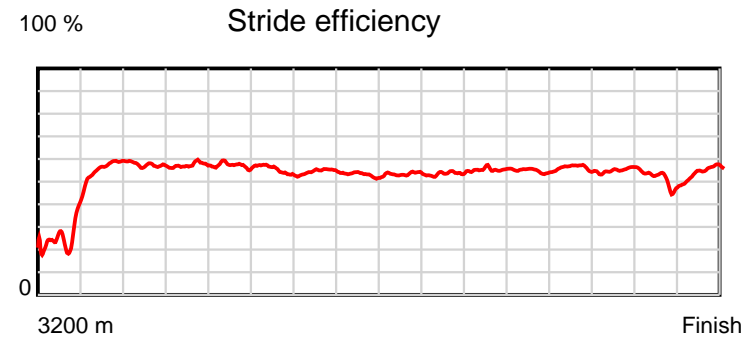
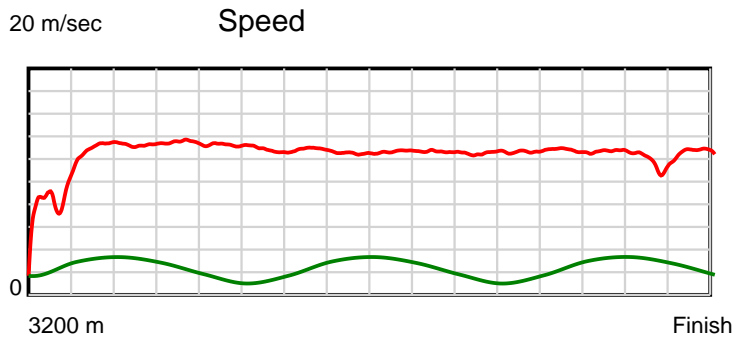
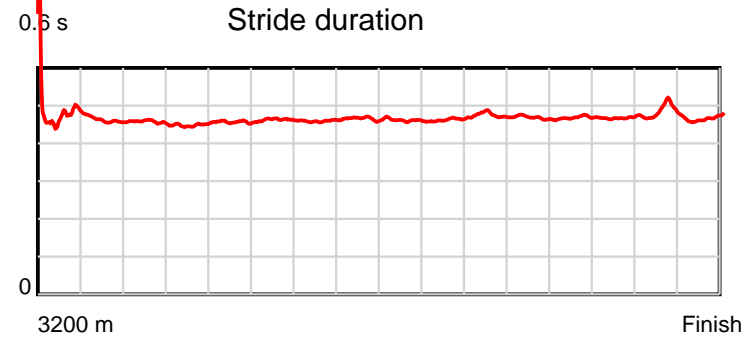
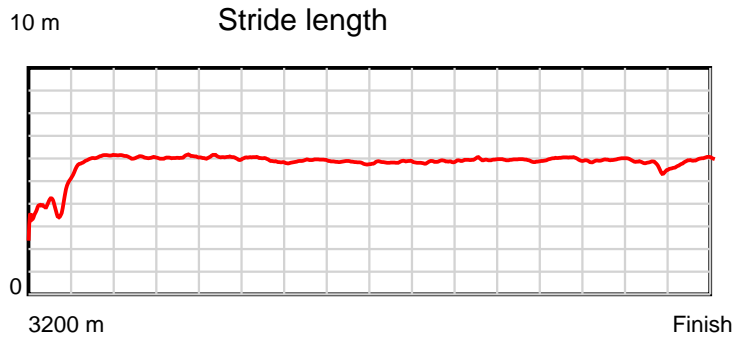
Disclaimer.

HRNZ and NZMTC and Thoroughbred Ratings Pty Ltd accepts no responsibility for the completeness or accuracy of any of the information contained herein, and makes no representations about its suitability for any particular purpose. Users should make their own judgements about those matters and/or seek independent advice. You assume all risks associated with use of the data provided on this page.

Race Results

November 12, 2024, Race 1, SAUNDERS ROBINSON BROWN HANDICAP TROT, Distance 3200m, Addington - Survey 3200m

Result	TAB no.	Horse (Barrier)	2200m to	2000m to	1800m to	1600m to	1400m to	1200m to	1000m to	800m to	600m to	400m to	200m to	Total or	Margin
15th	6	Mavis Jones (11)	2000m	1800m	1600m	1400m	1200m	1000m	800m	600m	400m	200m	WP	Average	
		Position in running (margin)	16(36.9)	16(37.7)	16(38.2)	16(42.3)	16(44.5)	16(48.1)	16(55.8)	16(61.7)	16(66.7)	16(74.4)	15(88.8)		76.00
		Sectional time (s)	15.64	15.54	16.12	16.05	15.76	16.02	15.84	15.65	16.07	17.55	15.75		
		Cumulative time (s)	175.99	160.35	144.81	128.69	112.64	96.88	80.86	65.02	49.37	33.30	15.75	4:20.74	
		Speed (m/s)	12.79	12.87	12.41	12.46	12.69	12.48	12.63	12.78	12.45	11.40	12.70	12.27	
		Stride length (m)	5.91	5.91	5.77	5.75	5.88	5.93	5.91	5.99	5.82	5.52	5.93	5.72	
		Stride duration (s)	0.462	0.459	0.465	0.462	0.463	0.475	0.468	0.469	0.468	0.485	0.467	0.466	
		Stride efficiency (%)	54.59	54.56	52.09	51.68	53.94	54.88	54.58	56.02	52.98	47.68	54.90	51.20	
		Stride count	33.84	33.85	34.64	34.78	34.04	33.75	33.84	33.40	34.35	36.21	33.74	559.02	



Note: Horizontal distance axis grid lines are 200m furlongs.

Disclaimer.

HRNZ and NZMTC and Thoroughbred Ratings Pty Ltd accepts no responsibility for the completeness or accuracy of any of the information contained herein, and makes no representations about its suitability for any particular purpose. Users should make their own judgements about those matters and/or seek independent advice. You assume all risks associated with use of the data provided on this page.



Race Results



November 12, 2024, Race 1, SAUNDERS ROBINSON BROWN HANDICAP TROT, Distance 3200m, Addington - Survey 3200m

Result	TAB no.	Horse (Barrier)	3200 to	3000m to	2800m to	2600m to	2400m to
16th	17	Walkinonsunshi... (2)	3000m	2800m	2600m	2400m	2200m
		Position in running (margin)	-	11(14.0)	12(20.0)	12(21.0)	12(21.0)
		Sectional time (s)	19.71	15.96	15.64	15.50	15.11
		Cumulative time (s)	274.09	254.38	238.42	222.78	207.28
		Speed (m/s)	10.15	12.53	12.79	12.90	13.24
		Stride length (m)	5.67	5.90	6.06	6.29	6.29
		Stride duration (s)	0.475	0.471	0.474	0.487	0.475
		Stride efficiency (%)	50.15	54.36	57.35	61.84	61.78
		Stride count	35.30	33.91	33.01	31.79	31.81

Disclaimer.

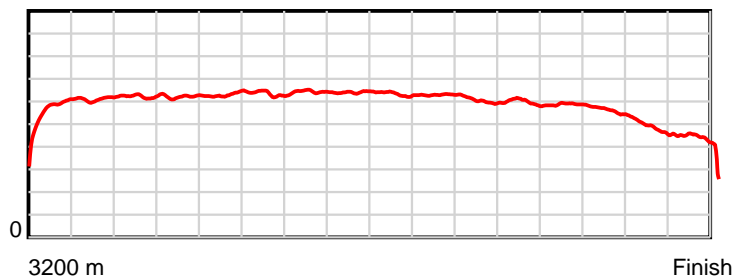
HRNZ and NZMTC and Thoroughbred Ratings Pty Ltd accepts no responsibility for the completeness or accuracy of any of the information contained herein, and makes no representations about its suitability for any particular purpose. Users should make their own judgements about those matters and/or seek independent advice. You assume all risks associated with use of the data provided on this page.

Race Results

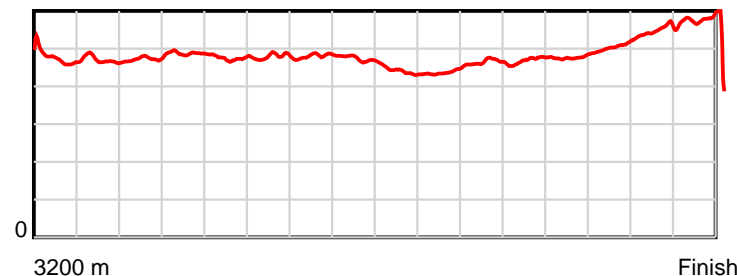
November 12, 2024, Race 1, SAUNDERS ROBINSON BROWN HANDICAP TROT, Distance 3200m, Addington - Survey 3200m

Result	TAB no.	Horse (Barrier)	2200m to	2000m to	1800m to	1600m to	1400m to	1200m to	1000m to	800m to	600m to	400m to	200m to	Total or	Margin
16th	17	Walkinonsunshi... (2)	2000m	1800m	1600m	1400m	1200m	1000m	800m	600m	400m	200m	WP	Average	
		Position in running (margin)	12(19.8)	12(18.9)	13(16.0)	13(14.8)	9(6.8)	2(0.4)	6(6.3)	15(14.8)	15(24.2)	15(49.9)	16(101.0)		146.30
		Sectional time (s)	15.36	14.95	15.25	14.37	14.08	15.72	16.28	16.40	19.05	23.66	27.05		
		Cumulative time (s)	192.17	176.81	161.86	146.61	132.24	118.16	102.44	86.16	69.76	50.71	27.05	4:34.09	
		Speed (m/s)	13.02	13.38	13.11	13.92	14.20	12.72	12.29	12.20	10.50	8.45	7.39	11.68	
		Stride length (m)	6.23	6.43	6.19	6.11	6.26	5.91	5.79	5.84	5.38	4.69	4.03	5.73	
		Stride duration (s)	0.478	0.481	0.472	0.439	0.440	0.464	0.471	0.479	0.512	0.555	0.544	0.491	
		Stride efficiency (%)	60.60	64.66	59.88	58.24	61.16	54.52	52.41	53.32	45.20	34.40	25.32	51.35	
		Stride count	32.12	31.09	32.31	32.76	31.97	33.86	34.54	34.24	37.19	42.63	49.69	558.22	

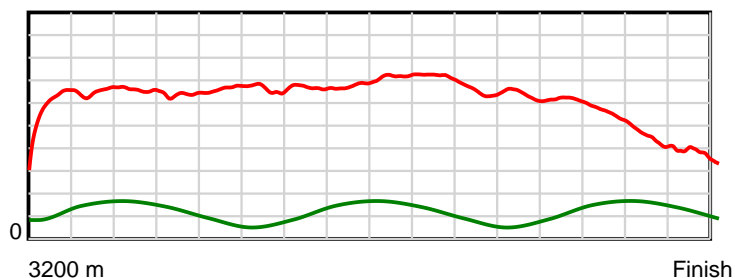
10 m Stride length



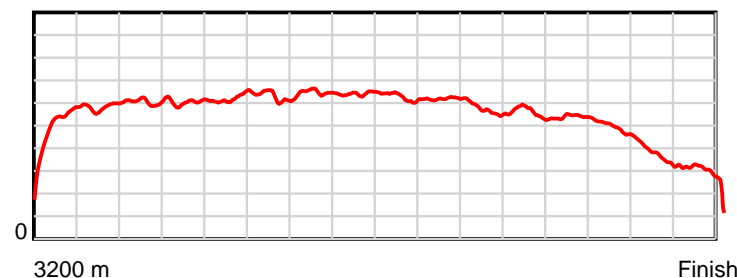
0.6 s Stride duration



20 m/sec Speed



100 % Stride efficiency



Note: Horizontal distance axis grid lines are 200m furlongs.

Disclaimer.

HRNZ and NZMTC and Thoroughbred Ratings Pty Ltd accepts no responsibility for the completeness or accuracy of any of the information contained herein, and makes no representations about its suitability for any particular purpose. Users should make their own judgements about those matters and/or seek independent advice. You assume all risks associated with use of the data provided on this page.