



Race Results

NZ Metropolitan Trotting Club Inc, HRNZ, November 12, 2024

Compilation date: November 12, 2024, 1:19:50 PM (NZDT)

Copyright © 2024 HRNZ and NZMTC. All rights reserved.

Trademarks.

StrideMASTER is a registered trademark of Thoroughbred Ratings Pty Ltd.

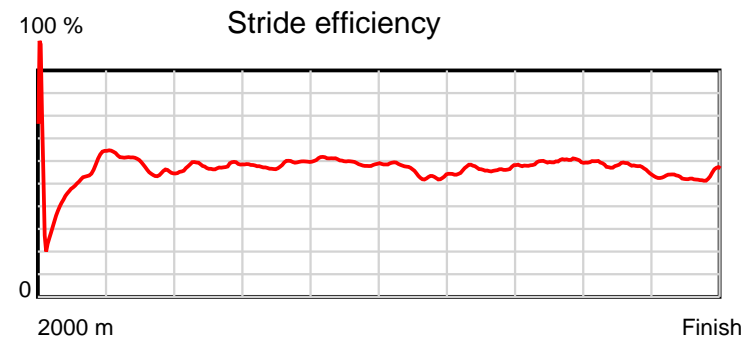
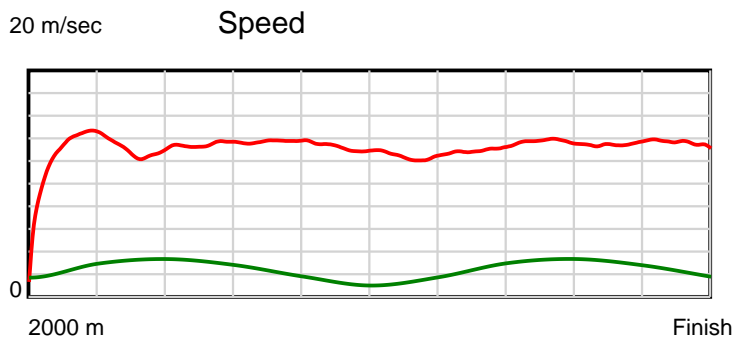
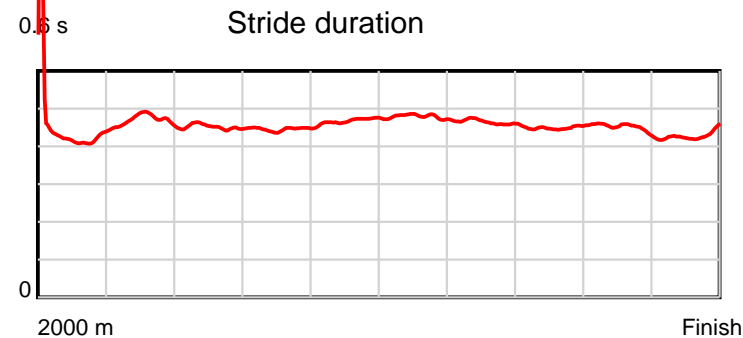
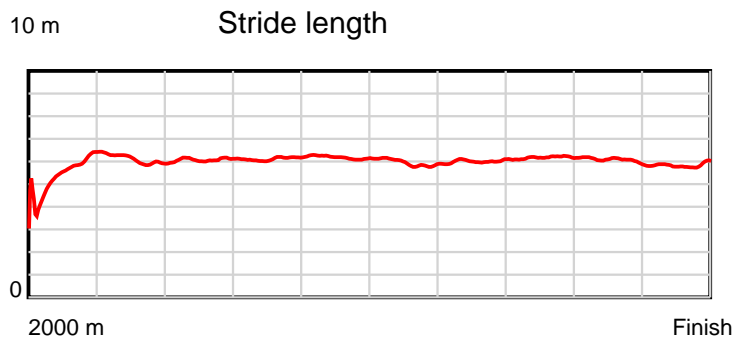
Disclaimer.

HRNZ and NZMTC and Thoroughbred Ratings Pty Ltd accepts no responsibility for the completeness or accuracy of any of the information contained herein, and makes no representations about its suitability for any particular purpose. Users should make their own judgements about those matters and/or seek independent advice. You assume all risks associated with use of the data provided on this page.

Race Results

November 12, 2024, Race 3, MITRE 10 HANDICAP TROT, Distance 2000m, Addington - Survey 3200m

Result	TAB no.	Horse (Barrier)	2000 to	1800m to	1600m to	1400m to	1200m to	1000m to	800m to	600m to	400m to	200m to	Total or	Margin
1st	1	Julie Jaccka (2)	1800m	1600m	1400m	1200m	1000m	800m	600m	400m	200m	WP	Average	
		Position in running (margin)	-	3(2.5)	2(1.9)	4(2.0)	3(2.1)	4(1.9)	3(1.9)	3(1.8)	3(2.2)	2(2.0)		0.00
		Sectional time (s)	16.35	15.49	14.67	14.40	15.21	16.31	15.43	14.76	14.63	14.59		
		Cumulative time (s)	151.84	135.49	120.00	105.33	90.93	75.72	59.41	43.98	29.22	14.59	2:31.84	
		Speed (m/s)	12.23	12.91	13.63	13.89	13.15	12.26	12.96	13.55	13.67	13.71	13.17	
		Stride length (m)	5.37	6.07	6.15	6.18	6.15	5.87	6.01	6.09	6.14	5.90	5.98	
		Stride duration (s)	0.428	0.470	0.451	0.445	0.468	0.479	0.464	0.449	0.449	0.430	0.454	
		Stride efficiency (%)	45.01	57.59	59.14	59.75	59.20	53.83	56.50	57.90	58.93	54.31	55.95	
		Stride count	37.27	32.95	32.51	32.34	32.49	34.07	33.26	32.86	32.57	33.93	334.25	



Note: Horizontal distance axis grid lines are 200m furlongs.

Disclaimer.

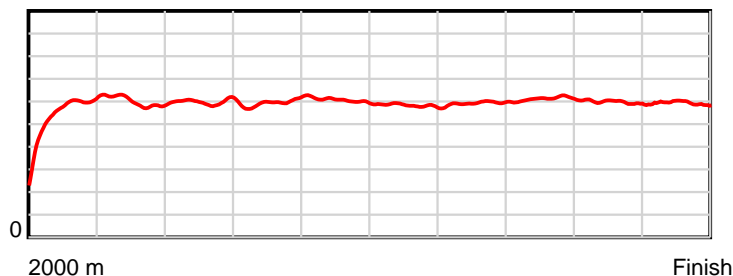
HRNZ and NZMTC and Thoroughbred Ratings Pty Ltd accepts no responsibility for the completeness or accuracy of any of the information contained herein, and makes no representations about its suitability for any particular purpose. Users should make their own judgements about those matters and/or seek independent advice. You assume all risks associated with use of the data provided on this page.

Race Results

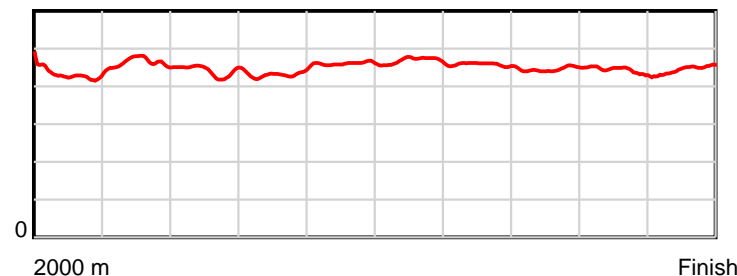
November 12, 2024, Race 3, MITRE 10 HANDICAP TROT, Distance 2000m, Addington - Survey 3200m

Result	TAB no.	Horse (Barrier)	2000 to 1800m	1800m to 1600m	1600m to 1400m	1400m to 1200m	1200m to 1000m	1000m to 800m	800m to 600m	600m to 400m	400m to 200m	200m to WP	Total or Average	Margin
2nd	7	Zoltan Boscik (10)												
		Position in running (margin)	-	1(0.0)	1(0.0)	1(0.0)	1(0.0)	2(0.4)	1(0.0)	1(0.0)	1(0.0)	1(0.0)		0.40
		Sectional time (s)	16.03	15.59	14.65	14.39	15.30	16.25	15.45	14.69	14.66	14.90		
		Cumulative time (s)	151.91	135.88	120.29	105.64	91.25	75.95	59.70	44.25	29.56	14.90	2:31.91	
		Speed (m/s)	12.47	12.83	13.65	13.90	13.07	12.31	12.94	13.61	13.64	13.42	13.17	
		Stride length (m)	5.57	5.94	6.03	6.00	6.02	5.76	5.93	6.06	6.03	5.97	5.93	
		Stride duration (s)	0.431	0.463	0.442	0.432	0.461	0.468	0.458	0.445	0.442	0.445	0.450	
		Stride efficiency (%)	48.54	55.22	56.88	56.33	56.63	51.89	54.98	57.35	56.75	55.74	54.93	
		Stride count	35.88	33.64	33.15	33.31	33.22	34.71	33.72	33.01	33.19	33.49	337.32	

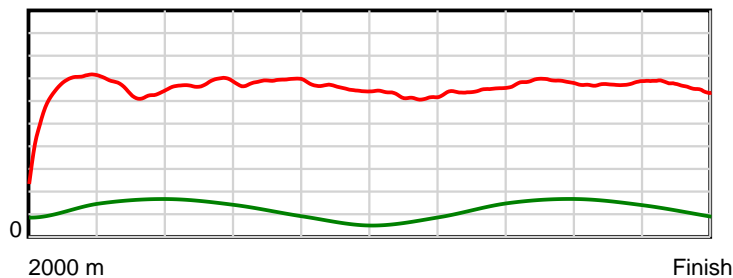
10 m Stride length



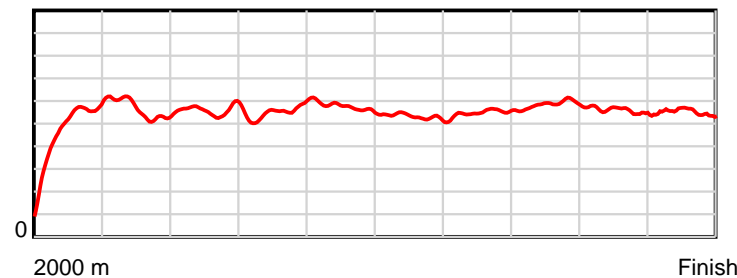
0.6 s Stride duration



20 m/sec Speed



100 % Stride efficiency



Note: Horizontal distance axis grid lines are 200m furlongs.

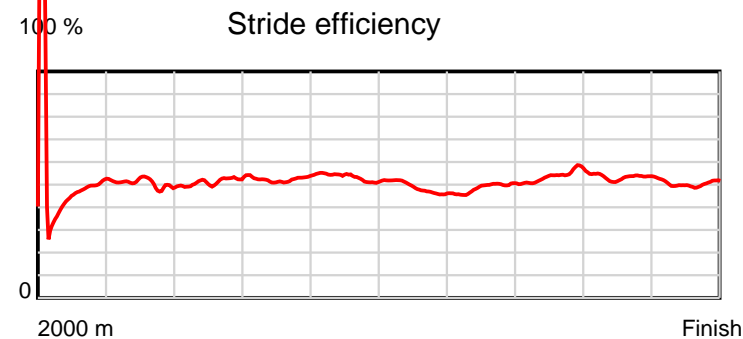
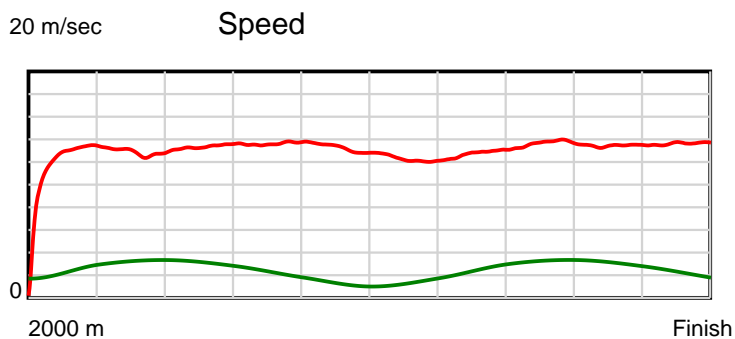
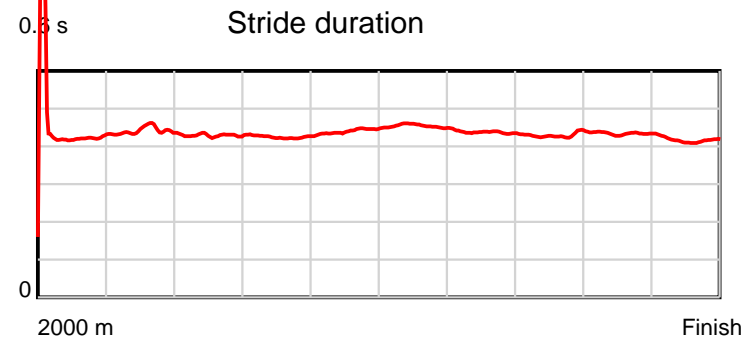
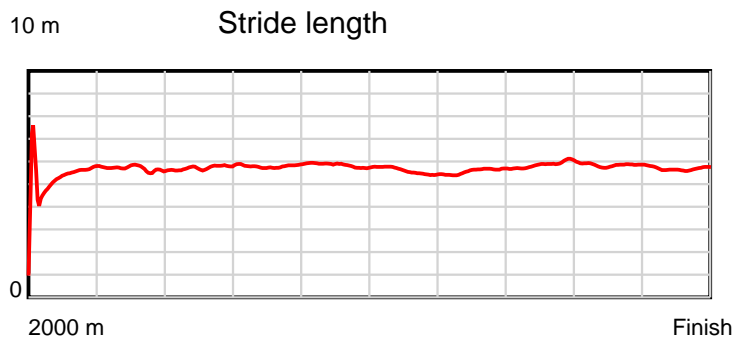
Disclaimer.

HRNZ and NZMTC and Thoroughbred Ratings Pty Ltd accepts no responsibility for the completeness or accuracy of any of the information contained herein, and makes no representations about its suitability for any particular purpose. Users should make their own judgements about those matters and/or seek independent advice. You assume all risks associated with use of the data provided on this page.

Race Results

November 12, 2024, Race 3, MITRE 10 HANDICAP TROT, Distance 2000m, Addington - Survey 3200m

Result	TAB no.	Horse (Barrier)	2000 to 1800m	1800m to 1600m	1600m to 1400m	1400m to 1200m	1200m to 1000m	1000m to 800m	800m to 600m	600m to 400m	400m to 200m	200m to WP	Total or Average	Margin
3rd	3	Cody Banner (6)												
		Position in running (margin)	-	4(3.4)	5(3.9)	6(5.1)	6(5.6)	6(4.0)	5(3.7)	6(3.6)	6(3.7)	6(4.6)		1.30
		Sectional time (s)	16.54	15.67	14.84	14.48	14.96	16.27	15.43	14.71	14.81	14.37		
		Cumulative time (s)	152.08	135.54	119.87	105.03	90.55	75.59	59.32	43.89	29.18	14.37	2:32.08	
		Speed (m/s)	12.09	12.76	13.48	13.81	13.37	12.29	12.96	13.60	13.50	13.92	13.15	
		Stride length (m)	5.28	5.63	5.77	5.87	5.89	5.58	5.66	5.84	5.86	5.79	5.71	
		Stride duration (s)	0.434	0.441	0.428	0.425	0.441	0.454	0.437	0.430	0.434	0.416	0.434	
		Stride efficiency (%)	43.60	49.54	52.12	53.82	54.24	48.63	50.11	53.38	53.68	52.47	51.01	
		Stride count	37.86	35.52	34.63	34.08	33.95	35.85	35.32	34.22	34.12	34.51	350.06	



Note: Horizontal distance axis grid lines are 200m furlongs.

Disclaimer.

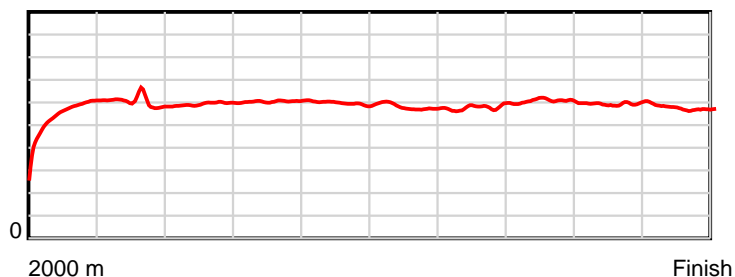
HRNZ and NZMTC and Thoroughbred Ratings Pty Ltd accepts no responsibility for the completeness or accuracy of any of the information contained herein, and makes no representations about its suitability for any particular purpose. Users should make their own judgements about those matters and/or seek independent advice. You assume all risks associated with use of the data provided on this page.

Race Results

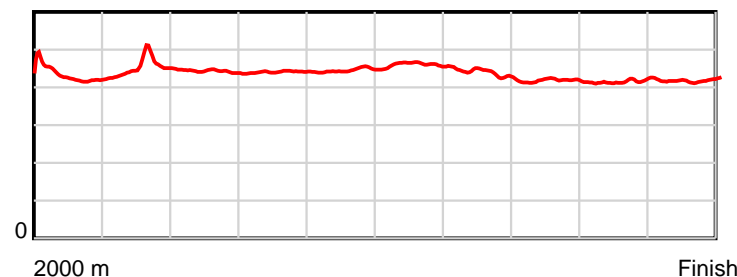
November 12, 2024, Race 3, MITRE 10 HANDICAP TROT, Distance 2000m, Addington - Survey 3200m

Result	TAB no.	Horse (Barrier)	2000 to	1800m to	1600m to	1400m to	1200m to	1000m to	800m to	600m to	400m to	200m to	Total or	Margin
4th	14	Rush (3)	1800m	1600m	1400m	1200m	1000m	800m	600m	400m	200m	WP	Average	
		Position in running (margin)	-	10(10.1)	10(8.7)	11(10.4)	11(11.9)	10(9.4)	9(8.1)	11(6.8)	9(5.6)	8(4.9)		2.30
		Sectional time (s)	17.63	15.36	14.92	14.64	14.82	16.10	15.22	14.49	14.56	14.53		
		Cumulative time (s)	152.27	134.64	119.28	104.36	89.72	74.90	58.80	43.58	29.09	14.53	2:32.27	
		Speed (m/s)	11.34	13.02	13.40	13.66	13.50	12.42	13.14	13.80	13.74	13.76	13.13	
		Stride length (m)	5.52	5.89	5.93	6.03	6.01	5.72	5.78	5.76	5.72	5.76	5.81	
		Stride duration (s)	0.432	0.452	0.442	0.441	0.445	0.460	0.440	0.417	0.416	0.418	0.442	
		Stride efficiency (%)	47.56	54.15	54.94	56.73	56.45	51.06	52.17	51.87	51.09	51.77	52.68	
		Stride count	36.25	33.98	33.73	33.19	33.28	34.99	34.61	34.71	34.98	34.75	344.47	

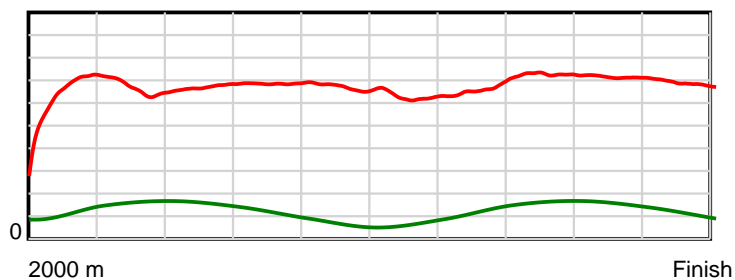
10 m Stride length



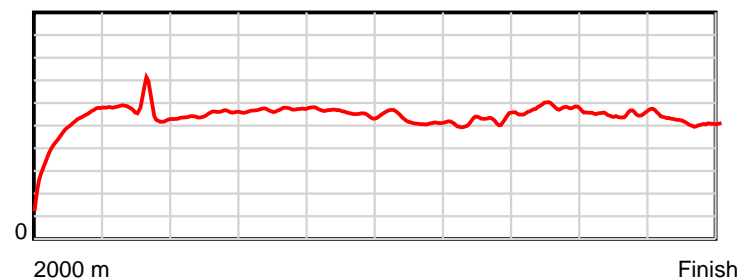
0.6 s Stride duration



20 m/sec Speed



100 % Stride efficiency



Note: Horizontal distance axis grid lines are 200m furlongs.

Disclaimer.

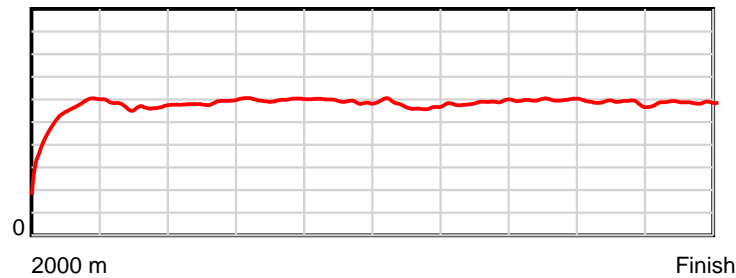
HRNZ and NZMTC and Thoroughbred Ratings Pty Ltd accepts no responsibility for the completeness or accuracy of any of the information contained herein, and makes no representations about its suitability for any particular purpose. Users should make their own judgements about those matters and/or seek independent advice. You assume all risks associated with use of the data provided on this page.

Race Results

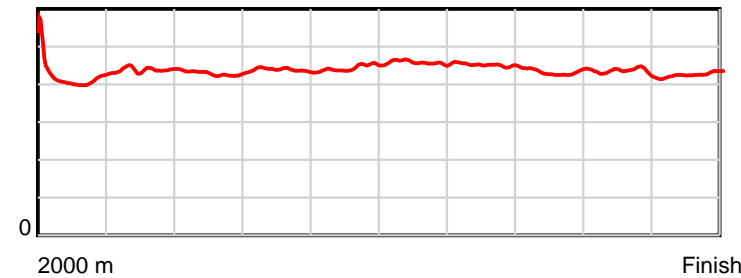
November 12, 2024, Race 3, MITRE 10 HANDICAP TROT, Distance 2000m, Addington - Survey 3200m

Result	TAB no.	Horse (Barrier)	2000 to	1800m to	1600m to	1400m to	1200m to	1000m to	800m to	600m to	400m to	200m to	Total or	Margin
5th	2	Majestic Love (5)	1800m	1600m	1400m	1200m	1000m	800m	600m	400m	200m	WP	Average	
		Position in running (margin)	-	2(1.7)	4(2.4)	5(3.0)	5(5.0)	5(3.5)	6(4.5)	7(3.9)	8(5.2)	9(6.0)		3.40
		Sectional time (s)	16.26	15.70	14.76	14.72	14.99	16.47	15.35	14.91	14.80	14.51		
		Cumulative time (s)	152.47	136.21	120.51	105.75	91.03	76.04	59.57	44.22	29.31	14.51	2:32.47	
		Speed (m/s)	12.30	12.74	13.55	13.59	13.34	12.14	13.03	13.41	13.51	13.78	13.12	
		Stride length (m)	5.23	5.59	5.81	5.96	5.93	5.56	5.87	5.80	5.84	5.90	5.74	
		Stride duration (s)	0.417	0.439	0.429	0.438	0.444	0.458	0.450	0.433	0.432	0.428	0.438	
		Stride efficiency (%)	42.73	48.75	52.71	55.48	54.99	48.36	53.85	52.59	53.35	54.42	51.50	
		Stride count	38.25	35.81	34.43	33.57	33.72	35.95	34.07	34.48	34.23	33.89	348.40	

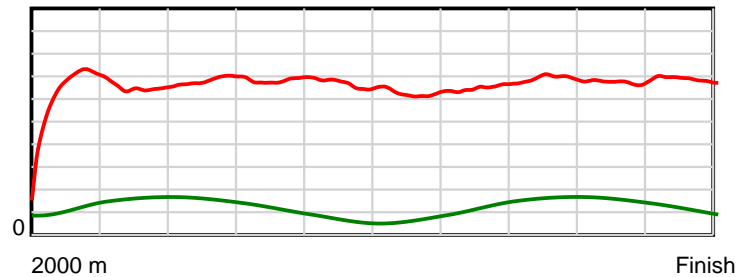
10 m Stride length



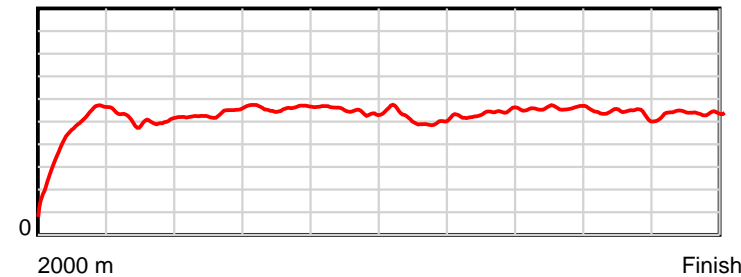
0.6 s Stride duration



20 m/sec Speed



100 % Stride efficiency



Note: Horizontal distance axis grid lines are 200m furlongs.

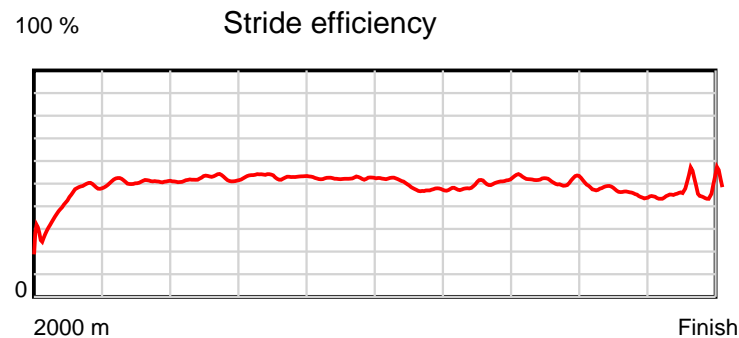
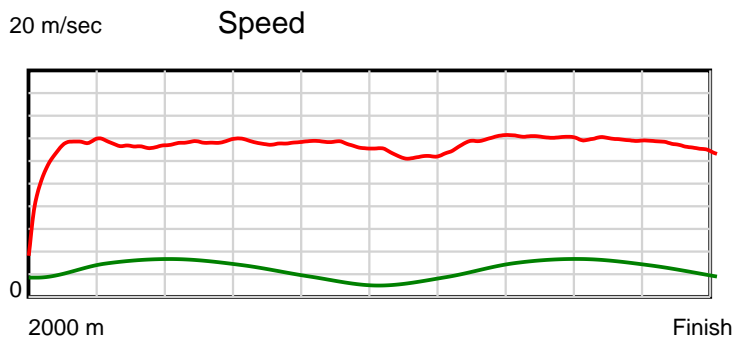
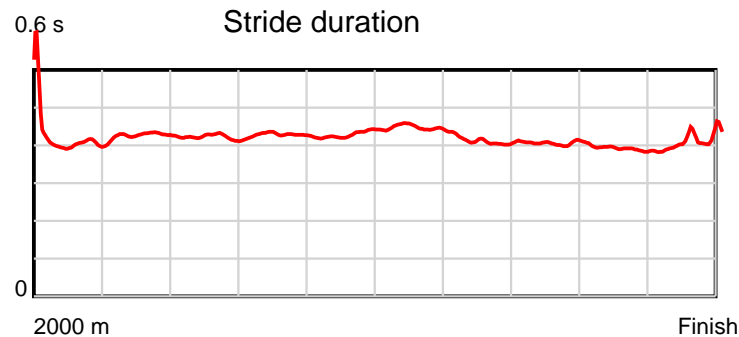
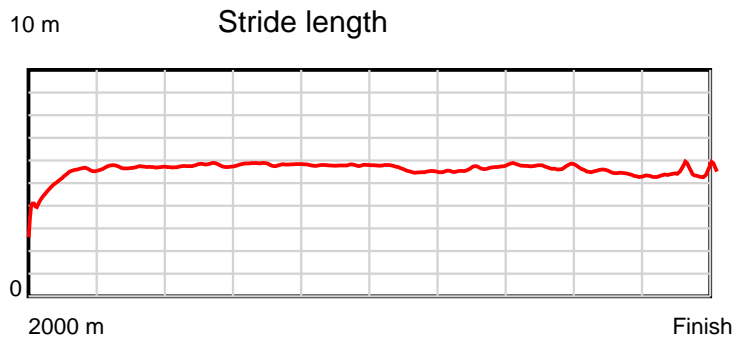
Disclaimer.

HRNZ and NZMTC and Thoroughbred Ratings Pty Ltd accepts no responsibility for the completeness or accuracy of any of the information contained herein, and makes no representations about its suitability for any particular purpose. Users should make their own judgements about those matters and/or seek independent advice. You assume all risks associated with use of the data provided on this page.

Race Results

November 12, 2024, Race 3, MITRE 10 HANDICAP TROT, Distance 2000m, Addington - Survey 3200m

Result	TAB no.	Horse (Barrier)	2000 to	1800m to	1600m to	1400m to	1200m to	1000m to	800m to	600m to	400m to	200m to	Total or	Margin
6th	11	Muscle Sass (14)	1800m	1600m	1400m	1200m	1000m	800m	600m	400m	200m	WP	Average	
		Position in running (margin)	-	9(9.0)	9(7.4)	9(7.9)	9(9.5)	9(8.1)	10(8.2)	5(2.3)	4(2.4)	4(2.5)		3.70
		Sectional time (s)	17.50	15.32	14.74	14.66	15.00	16.32	14.46	14.72	14.68	15.12		
		Cumulative time (s)	152.52	135.02	119.70	104.96	90.30	75.30	58.98	44.52	29.80	15.12	2:32.52	
		Speed (m/s)	11.43	13.05	13.57	13.64	13.33	12.25	13.83	13.59	13.62	13.23	13.11	
		Stride length (m)	5.10	5.58	5.72	5.85	5.72	5.47	5.69	5.52	5.31	5.43	5.53	
		Stride duration (s)	0.409	0.427	0.422	0.429	0.429	0.446	0.411	0.406	0.390	0.411	0.422	
		Stride efficiency (%)	40.66	48.62	51.13	53.45	51.18	46.79	50.51	47.54	44.02	46.10	47.78	
		Stride count	39.21	35.86	34.97	34.20	34.95	36.55	35.18	36.26	37.68	36.82	361.68	



Note: Horizontal distance axis grid lines are 200m furlongs.

Disclaimer.

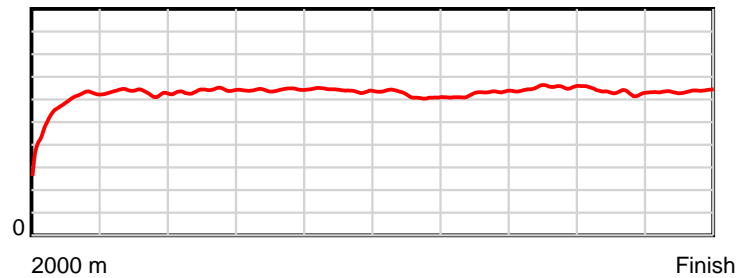
HRNZ and NZMTC and Thoroughbred Ratings Pty Ltd accepts no responsibility for the completeness or accuracy of any of the information contained herein, and makes no representations about its suitability for any particular purpose. Users should make their own judgements about those matters and/or seek independent advice. You assume all risks associated with use of the data provided on this page.

Race Results

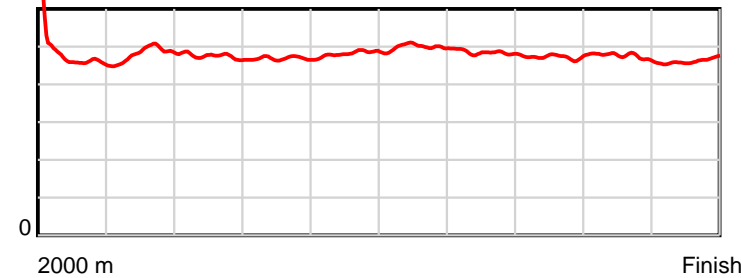
November 12, 2024, Race 3, MITRE 10 HANDICAP TROT, Distance 2000m, Addington - Survey 3200m

Result	TAB no.	Horse (Barrier)	2000 to	1800m to	1600m to	1400m to	1200m to	1000m to	800m to	600m to	400m to	200m to	Total or	Margin
7th	8	EI Conqueror (11)	1800m	1600m	1400m	1200m	1000m	800m	600m	400m	200m	WP	Average	
		Position in running (margin)	-	7(7.1)	8(6.3)	8(7.5)	8(8.4)	8(6.7)	7(5.7)	9(5.7)	10(5.7)	11(7.1)		4.00
		Sectional time (s)	17.27	15.46	14.84	14.55	14.94	16.14	15.44	14.70	14.90	14.35		
		Cumulative time (s)	152.59	135.32	119.86	105.02	90.47	75.53	59.39	43.95	29.25	14.35	2:32.59	
		Speed (m/s)	11.58	12.94	13.48	13.75	13.39	12.39	12.95	13.61	13.42	13.94	13.11	
		Stride length (m)	5.72	6.23	6.40	6.44	6.45	6.19	6.27	6.43	6.37	6.45	6.29	
		Stride duration (s)	0.473	0.482	0.475	0.469	0.482	0.499	0.484	0.473	0.475	0.463	0.480	
		Stride efficiency (%)	51.09	60.73	63.96	64.90	65.08	59.79	61.48	64.64	63.45	64.92	61.78	
		Stride count	34.98	32.08	31.26	31.03	30.99	32.33	31.89	31.10	31.39	31.03	318.08	

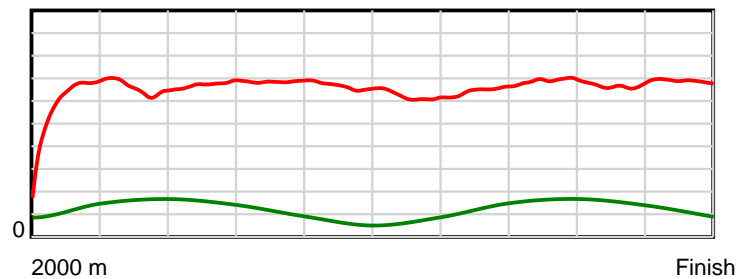
10 m Stride length



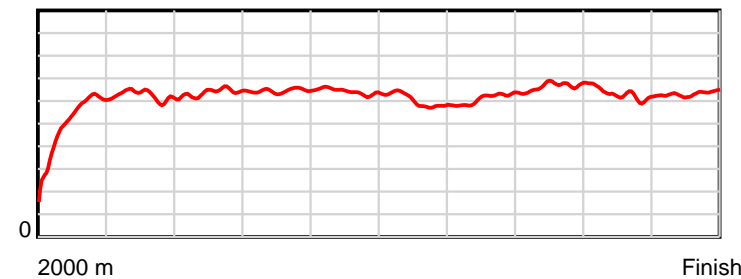
0.6 s Stride duration



20 m/sec Speed



100 % Stride efficiency



Note: Horizontal distance axis grid lines are 200m furlongs.

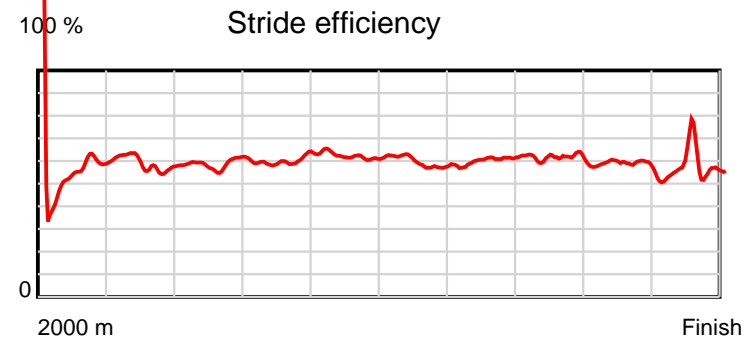
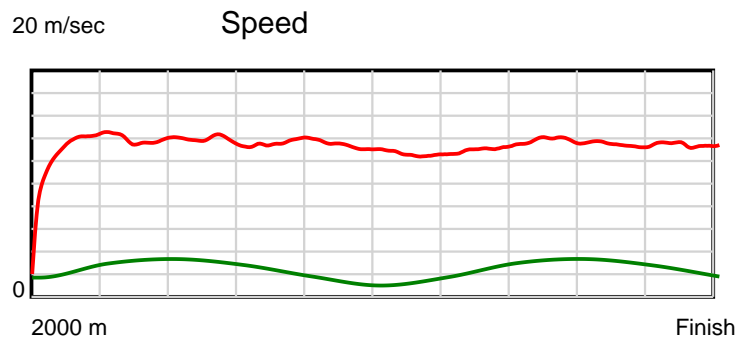
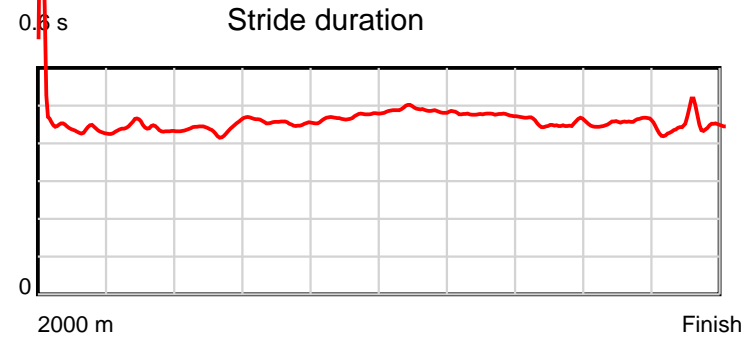
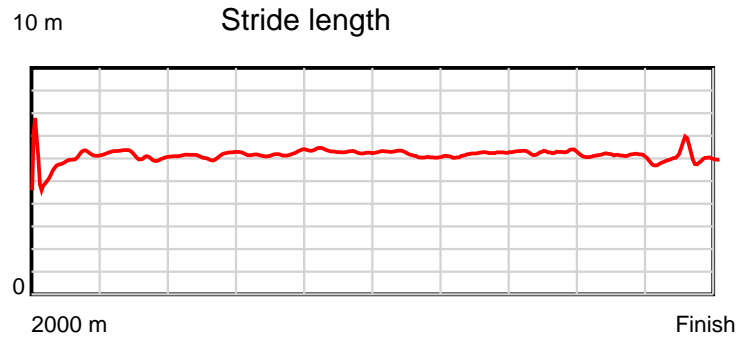
Disclaimer.

HRNZ and NZMTC and Thoroughbred Ratings Pty Ltd accepts no responsibility for the completeness or accuracy of any of the information contained herein, and makes no representations about its suitability for any particular purpose. Users should make their own judgements about those matters and/or seek independent advice. You assume all risks associated with use of the data provided on this page.

Race Results

November 12, 2024, Race 3, MITRE 10 HANDICAP TROT, Distance 2000m, Addington - Survey 3200m

Result	TAB no.	Horse (Barrier)	2000 to	1800m to	1600m to	1400m to	1200m to	1000m to	800m to	600m to	400m to	200m to	Total or	Margin
8th	12	Nazareth (0)	1800m	1600m	1400m	1200m	1000m	800m	600m	400m	200m	WP	Average	
		Position in running (margin)	-	5(5.7)	3(2.0)	2(1.1)	4(2.7)	3(1.4)	4(2.2)	4(2.1)	5(3.0)	7(4.7)		4.10
		Sectional time (s)	17.07	14.97	14.50	14.65	15.03	16.44	15.44	14.84	14.94	14.72		
		Cumulative time (s)	152.60	135.53	120.56	106.06	91.41	76.38	59.94	44.50	29.66	14.72	2:32.60	
		Speed (m/s)	11.71	13.36	13.79	13.65	13.31	12.17	12.95	13.48	13.39	13.59	13.11	
		Stride length (m)	5.66	5.89	6.10	6.20	6.29	5.94	6.16	6.08	6.04	6.12	6.04	
		Stride duration (s)	0.442	0.441	0.442	0.454	0.473	0.488	0.475	0.451	0.451	0.450	0.461	
		Stride efficiency (%)	50.02	54.20	58.24	60.14	61.91	55.14	59.22	57.79	57.02	58.46	57.07	
		Stride count	35.35	33.96	32.76	32.24	31.77	33.67	32.49	32.89	33.11	32.70	330.94	



Note: Horizontal distance axis grid lines are 200m furlongs.

Disclaimer.

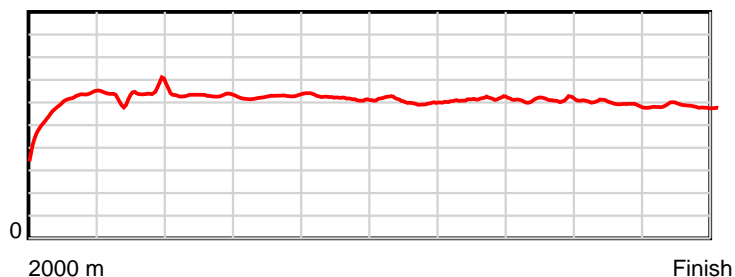
HRNZ and NZMTC and Thoroughbred Ratings Pty Ltd accepts no responsibility for the completeness or accuracy of any of the information contained herein, and makes no representations about its suitability for any particular purpose. Users should make their own judgements about those matters and/or seek independent advice. You assume all risks associated with use of the data provided on this page.

Race Results

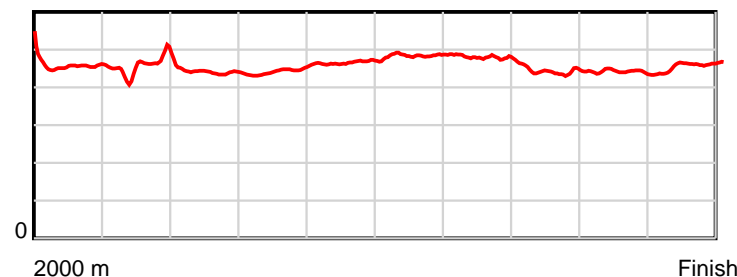
November 12, 2024, Race 3, MITRE 10 HANDICAP TROT, Distance 2000m, Addington - Survey 3200m

Result	TAB no.	Horse (Barrier)	2000 to	1800m to	1600m to	1400m to	1200m to	1000m to	800m to	600m to	400m to	200m to	Total or	Margin
9th	15	Matty A (4)	1800m	1600m	1400m	1200m	1000m	800m	600m	400m	200m	WP	Average	
		Position in running (margin)	-	8(8.4)	6(4.1)	3(1.8)	2(0.0)	1(0.0)	2(0.6)	2(0.5)	2(0.9)	5(2.6)		6.40
		Sectional time (s)	17.18	14.88	14.26	14.10	15.23	16.42	15.43	14.76	14.94	15.83		
		Cumulative time (s)	153.03	135.85	120.97	106.71	92.61	77.38	60.96	45.53	30.77	15.83	2:33.03	
		Speed (m/s)	11.64	13.44	14.03	14.18	13.13	12.18	12.96	13.55	13.39	12.63	13.07	
		Stride length (m)	5.93	6.11	6.17	6.30	6.12	5.89	6.18	5.97	5.90	5.79	6.03	
		Stride duration (s)	0.456	0.454	0.440	0.444	0.466	0.484	0.477	0.441	0.441	0.459	0.462	
		Stride efficiency (%)	54.99	58.28	59.54	62.00	58.61	54.23	59.72	55.73	54.36	52.47	56.88	
		Stride count	33.72	32.75	32.40	31.75	32.66	33.95	32.35	33.49	33.91	34.51	331.49	

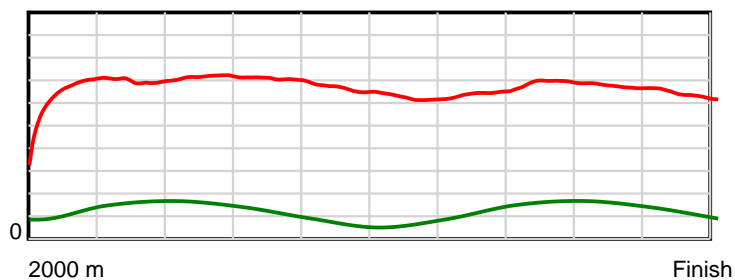
10 m Stride length



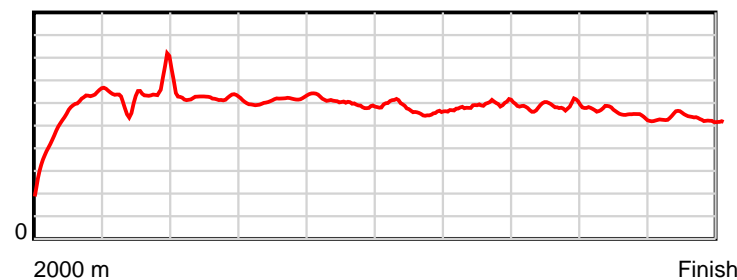
0.6 s Stride duration



20 m/sec Speed



100 % Stride efficiency



Note: Horizontal distance axis grid lines are 200m furlongs.

Disclaimer.

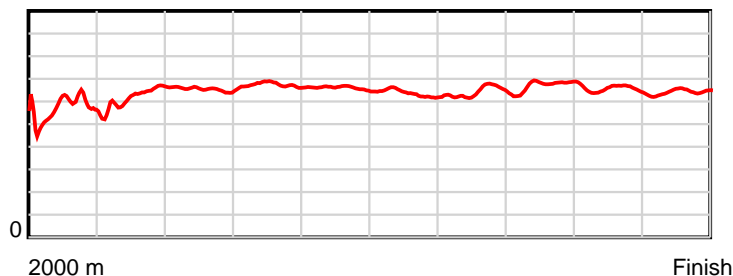
HRNZ and NZMTC and Thoroughbred Ratings Pty Ltd accepts no responsibility for the completeness or accuracy of any of the information contained herein, and makes no representations about its suitability for any particular purpose. Users should make their own judgements about those matters and/or seek independent advice. You assume all risks associated with use of the data provided on this page.

Race Results

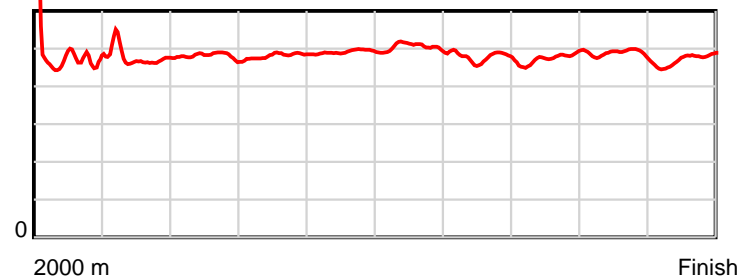
November 12, 2024, Race 3, MITRE 10 HANDICAP TROT, Distance 2000m, Addington - Survey 3200m

Result	TAB no.	Horse (Barrier)	2000 to	1800m to	1600m to	1400m to	1200m to	1000m to	800m to	600m to	400m to	200m to	Total or	Margin
10th	13	Franco Josiah (1)	1800m	1600m	1400m	1200m	1000m	800m	600m	400m	200m	WP	Average	
		Position in running (margin)	-	13(14.0)	13(15.0)	13(14.1)	13(13.9)	12(11.3)	11(10.3)	12(7.3)	12(6.6)	12(8.3)		6.40
		Sectional time (s)	18.19	15.73	14.51	14.36	14.80	16.14	14.95	14.57	14.95	14.83		
		Cumulative time (s)	153.03	134.84	119.11	104.60	90.24	75.44	59.30	44.35	29.78	14.83	2:33.03	
		Speed (m/s)	10.99	12.71	13.78	13.93	13.51	12.39	13.38	13.73	13.38	13.49	13.07	
		Stride length (m)	5.53	6.03	6.61	6.71	6.62	6.24	6.36	6.53	6.46	6.38	6.33	
		Stride duration (s)	0.464	0.474	0.480	0.482	0.490	0.504	0.476	0.476	0.483	0.473	0.484	
		Stride efficiency (%)	47.76	56.74	68.35	70.38	68.50	60.82	63.23	66.73	65.22	63.52	62.57	
		Stride count	36.18	33.19	30.24	29.80	30.21	32.06	31.44	30.61	30.96	31.37	316.06	

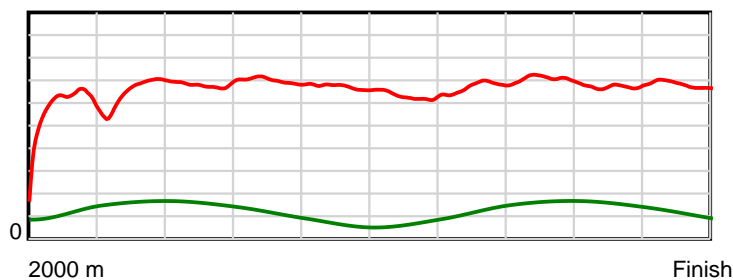
10 m Stride length



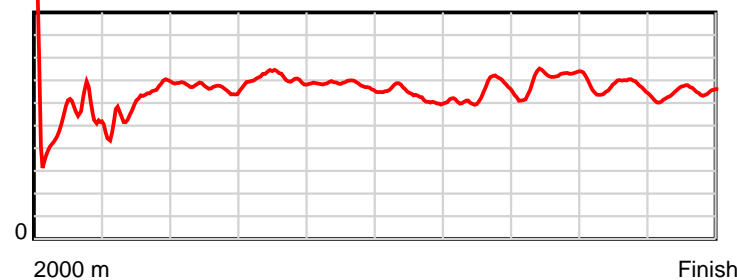
0.6 s Stride duration



20 m/sec Speed



100 % Stride efficiency



Note: Horizontal distance axis grid lines are 200m furlongs.

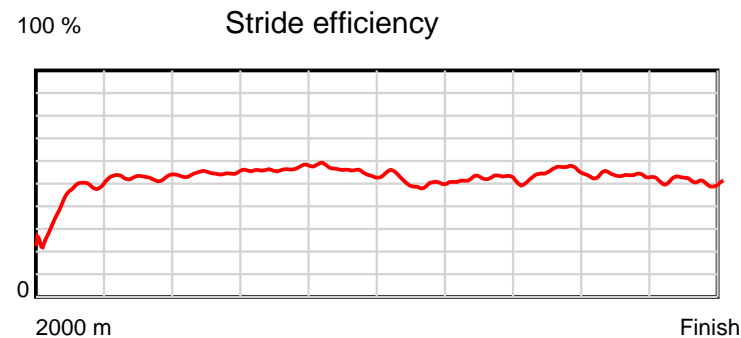
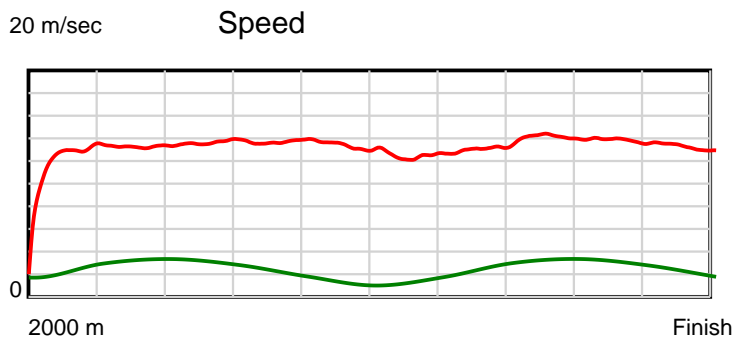
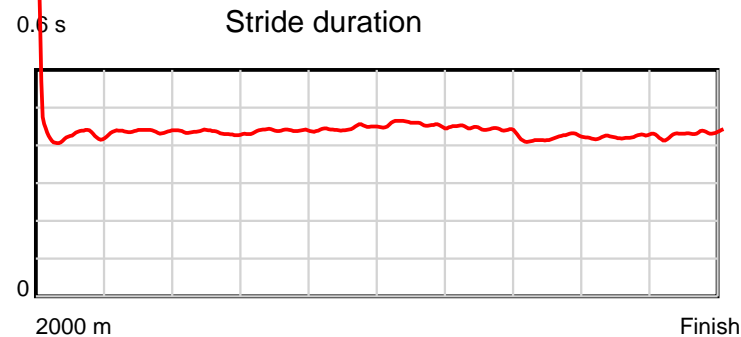
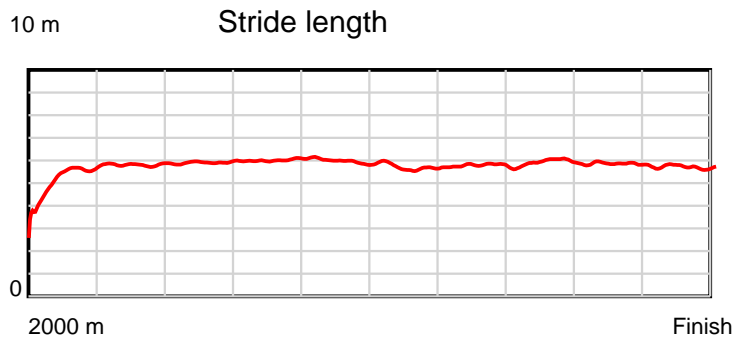
Disclaimer.

HRNZ and NZMTC and Thoroughbred Ratings Pty Ltd accepts no responsibility for the completeness or accuracy of any of the information contained herein, and makes no representations about its suitability for any particular purpose. Users should make their own judgements about those matters and/or seek independent advice. You assume all risks associated with use of the data provided on this page.

Race Results

November 12, 2024, Race 3, MITRE 10 HANDICAP TROT, Distance 2000m, Addington - Survey 3200m

Result	TAB no.	Horse (Barrier)	2000 to	1800m to	1600m to	1400m to	1200m to	1000m to	800m to	600m to	400m to	200m to	Total or	Margin
11th	5	Special Effect... (8)	1800m	1600m	1400m	1200m	1000m	800m	600m	400m	200m	WP	Average	
		Position in running (margin)	-	6(6.1)	7(5.0)	7(5.3)	7(7.3)	7(6.1)	8(6.6)	10(6.4)	11(6.2)	10(6.7)		7.00
		Sectional time (s)	17.08	15.40	14.71	14.71	15.03	16.40	15.41	14.67	14.75	14.98		
		Cumulative time (s)	153.14	136.06	120.66	105.95	91.24	76.21	59.81	44.40	29.73	14.98	2:33.14	
		Speed (m/s)	11.71	12.99	13.60	13.60	13.31	12.20	12.98	13.63	13.56	13.35	13.06	
		Stride length (m)	5.13	5.69	5.90	5.97	5.93	5.57	5.75	5.72	5.74	5.76	5.70	
		Stride duration (s)	0.429	0.438	0.434	0.439	0.446	0.457	0.443	0.420	0.423	0.432	0.437	
		Stride efficiency (%)	41.09	50.56	54.36	55.62	54.95	48.43	51.61	51.14	51.40	51.87	50.85	
		Stride count	39.00	35.16	33.91	33.52	33.73	35.93	34.80	34.96	34.87	34.71	350.59	



Note: Horizontal distance axis grid lines are 200m furlongs.

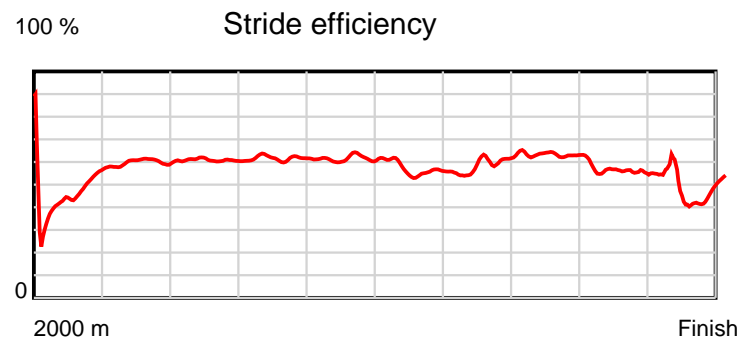
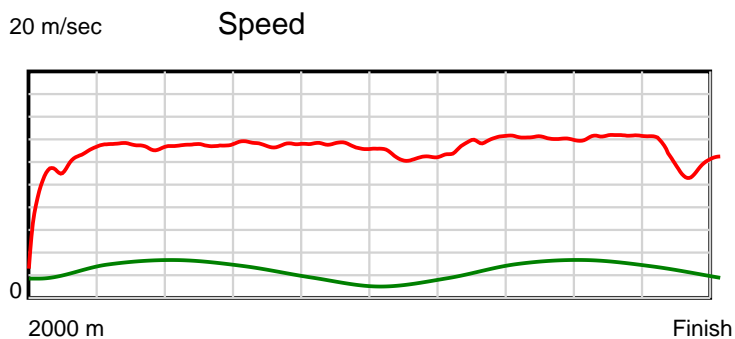
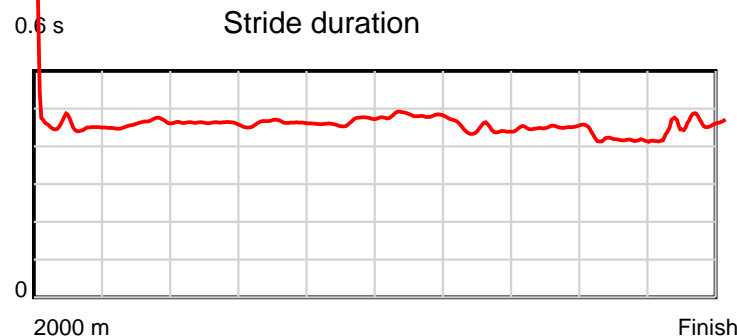
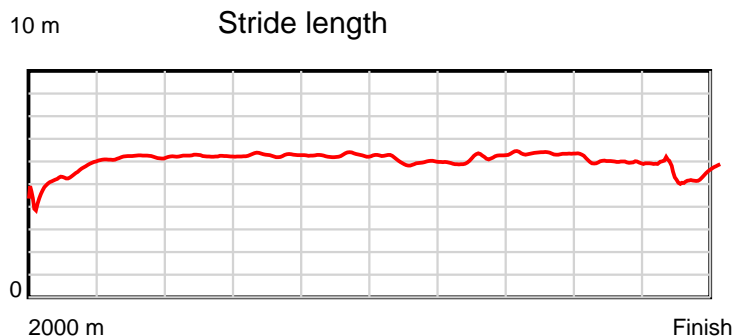
Disclaimer.

HRNZ and NZMTC and Thoroughbred Ratings Pty Ltd accepts no responsibility for the completeness or accuracy of any of the information contained herein, and makes no representations about its suitability for any particular purpose. Users should make their own judgements about those matters and/or seek independent advice. You assume all risks associated with use of the data provided on this page.

Race Results

November 12, 2024, Race 3, MITRE 10 HANDICAP TROT, Distance 2000m, Addington - Survey 3200m

Result	TAB no.	Horse (Barrier)	2000 to	1800m to	1600m to	1400m to	1200m to	1000m to	800m to	600m to	400m to	200m to	Total or	Margin
12th	9	Gold Bullion (12)	1800m	1600m	1400m	1200m	1000m	800m	600m	400m	200m	WP	Average	
		Position in running (margin)	-	11(11.0)	11(9.6)	10(10.2)	10(11.4)	11(10.1)	12(10.5)	8(4.2)	7(4.6)	3(2.2)		11.00
		Sectional time (s)	17.72	15.34	14.76	14.59	15.01	16.38	14.40	14.76	14.26	16.66		
		Cumulative time (s)	153.88	136.16	120.82	106.06	91.47	76.46	60.08	45.68	30.92	16.66	2:33.88	
		Speed (m/s)	11.28	13.04	13.55	13.71	13.32	12.21	13.89	13.55	14.03	12.00	13.00	
		Stride length (m)	5.33	6.01	6.25	6.34	6.22	5.87	6.19	6.10	5.83	5.36	5.93	
		Stride duration (s)	0.457	0.461	0.461	0.463	0.466	0.481	0.445	0.450	0.416	0.447	0.456	
		Stride efficiency (%)	44.44	56.37	61.09	62.91	60.37	53.93	59.84	58.20	53.07	44.97	54.97	
		Stride count	37.50	33.30	31.99	31.52	32.18	34.04	32.32	32.77	34.32	37.28	337.22	



Note: Horizontal distance axis grid lines are 200m furlongs.

Disclaimer.

HRNZ and NZMTC and Thoroughbred Ratings Pty Ltd accepts no responsibility for the completeness or accuracy of any of the information contained herein, and makes no representations about its suitability for any particular purpose. Users should make their own judgements about those matters and/or seek independent advice. You assume all risks associated with use of the data provided on this page.

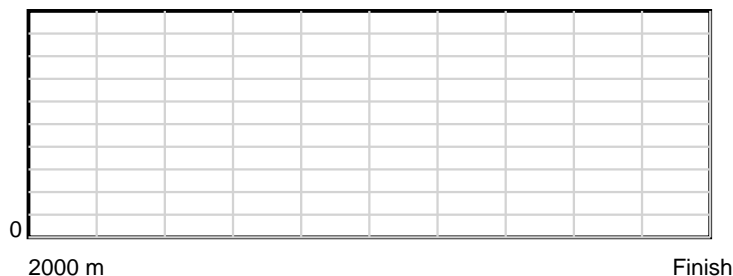


Race Results

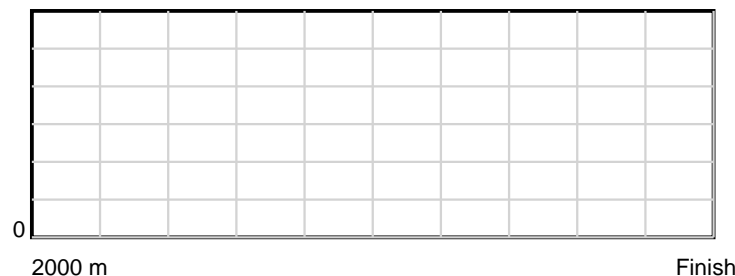
November 12, 2024, Race 3, MITRE 10 HANDICAP TROT, Distance 2000m, Addington - Survey 3200m

Result	TAB no.	Horse (Barrier)	2000 to 1800m	1800m to 1600m	1600m to 1400m	1400m to 1200m	1200m to 1000m	1000m to 800m	800m to 600m	600m to 400m	400m to 200m	200m to WP	Total or Average	Margin
13th	4	George Eliot (7)												
		Position in running (margin)	-	()	()	()	()	()	()	()	()	()		15.20
		Sectional time (s)												
		Cumulative time (s)	NaN	NaN	NaN	NaN	NaN	NaN	NaN	NaN	NaN	NaN	2:34.64	
		Speed (m/s)												
		Stride length (m)												
		Stride duration (s)												
		Stride efficiency (%)												
		Stride count												

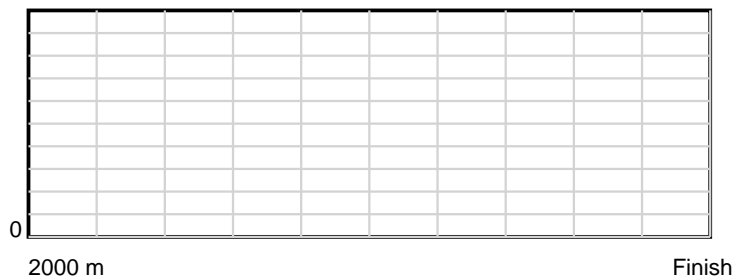
10 m Stride length



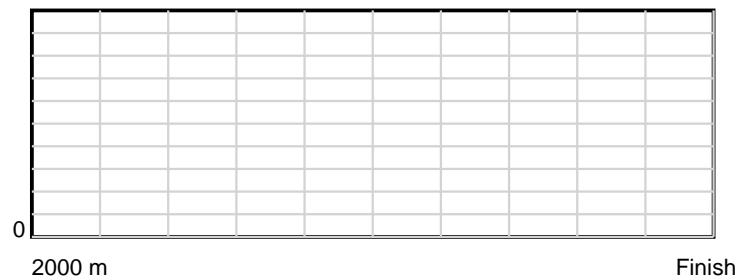
0.6 s Stride duration



20 m/sec Speed



100 % Stride efficiency



Note: Horizontal distance axis grid lines are 200m furlongs.

Disclaimer.

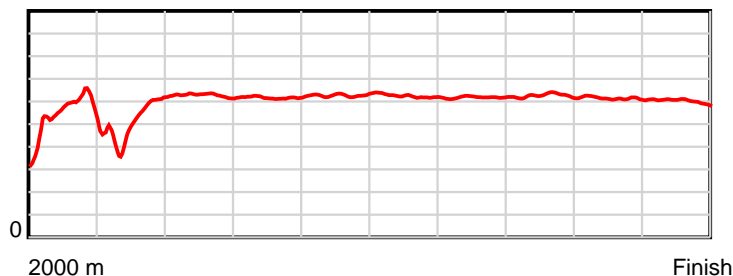
HRNZ and NZMTC and Thoroughbred Ratings Pty Ltd accepts no responsibility for the completeness or accuracy of any of the information contained herein, and makes no representations about its suitability for any particular purpose. Users should make their own judgements about those matters and/or seek independent advice. You assume all risks associated with use of the data provided on this page.

Race Results

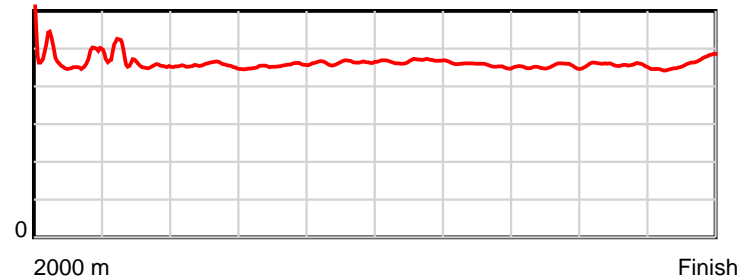
November 12, 2024, Race 3, MITRE 10 HANDICAP TROT, Distance 2000m, Addington - Survey 3200m

Result	TAB no.	Horse (Barrier)	2000 to	1800m to	1600m to	1400m to	1200m to	1000m to	800m to	600m to	400m to	200m to	Total or	Margin
14th	6	Samanthas Moon (9)	1800m	1600m	1400m	1200m	1000m	800m	600m	400m	200m	WP	Average	
		Position in running (margin)	-	14(15.6)	14(34.9)	14(33.3)	14(34.2)	14(30.9)	14(23.6)	14(19.0)	13(19.0)	13(19.6)		19.40
		Sectional time (s)	18.48	18.80	14.38	14.54	14.68	15.09	14.68	14.70	14.75	15.34		
		Cumulative time (s)	155.44	136.96	118.16	103.78	89.24	74.56	59.47	44.79	30.09	15.34	2:35.44	
		Speed (m/s)	10.82	10.64	13.91	13.76	13.62	13.25	13.62	13.61	13.56	13.04	12.87	
		Stride length (m)	5.38	4.92	6.32	6.25	6.32	6.19	6.21	6.15	6.19	6.05	5.96	
		Stride duration (s)	0.469	0.462	0.455	0.455	0.463	0.467	0.456	0.452	0.457	0.464	0.463	
		Stride efficiency (%)	45.15	37.83	62.50	61.07	62.33	59.85	60.24	59.19	59.88	57.12	55.51	
		Stride count	37.21	40.65	31.62	31.99	31.67	32.32	32.21	32.50	32.31	33.08	335.56	

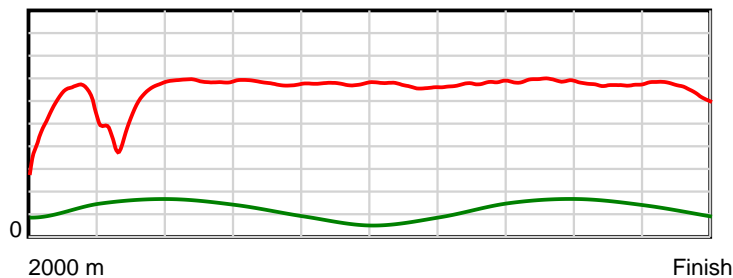
10 m Stride length



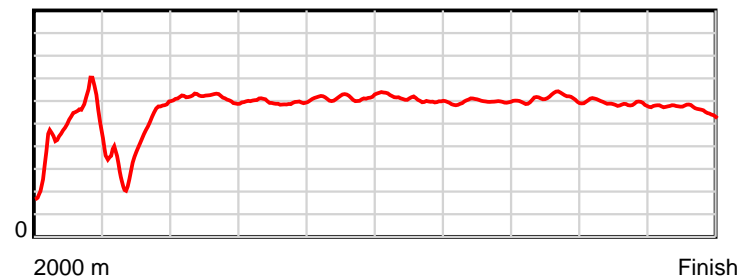
0.6 s Stride duration



20 m/sec Speed



100 % Stride efficiency



Note: Horizontal distance axis grid lines are 200m furlongs.

Disclaimer.

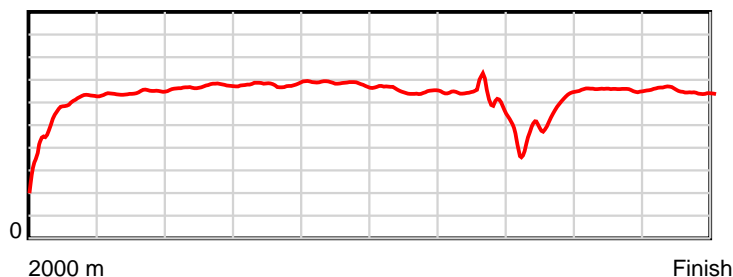
HRNZ and NZMTC and Thoroughbred Ratings Pty Ltd accepts no responsibility for the completeness or accuracy of any of the information contained herein, and makes no representations about its suitability for any particular purpose. Users should make their own judgements about those matters and/or seek independent advice. You assume all risks associated with use of the data provided on this page.

Race Results

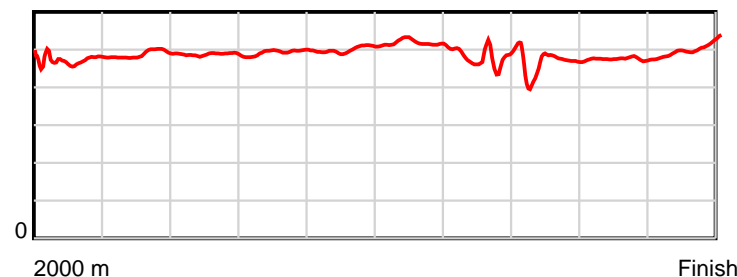
November 12, 2024, Race 3, MITRE 10 HANDICAP TROT, Distance 2000m, Addington - Survey 3200m

Result	TAB no.	Horse (Barrier)	2000 to 1800m	1800m to 1600m	1600m to 1400m	1400m to 1200m	1200m to 1000m	1000m to 800m	800m to 600m	600m to 400m	400m to 200m	200m to WP	Total or Average	Margin
15th	10	Helloveamoment (13)												
		Position in running (margin)	-	12(11.3)	12(12.0)	12(12.5)	12(13.7)	13(11.8)	13(12.2)	13(15.4)	14(35.2)	14(33.6)		33.40
		Sectional time (s)	17.68	15.71	14.73	14.57	14.93	16.37	15.97	17.99	14.40	15.68		
		Cumulative time (s)	158.03	140.35	124.64	109.91	95.34	80.41	64.04	48.07	30.08	15.68	2:38.03	
		Speed (m/s)	11.31	12.73	13.58	13.73	13.40	12.22	12.52	11.12	13.89	12.76	12.66	
		Stride length (m)	5.38	6.22	6.60	6.78	6.71	6.31	5.99	5.13	6.60	6.47	6.17	
		Stride duration (s)	0.466	0.488	0.486	0.494	0.501	0.517	0.479	0.461	0.475	0.507	0.487	
		Stride efficiency (%)	45.21	60.36	68.13	71.85	70.32	62.24	56.09	41.06	68.05	65.37	59.45	
		Stride count	37.18	32.18	30.29	29.49	29.81	31.69	33.38	39.01	30.31	30.92	324.26	

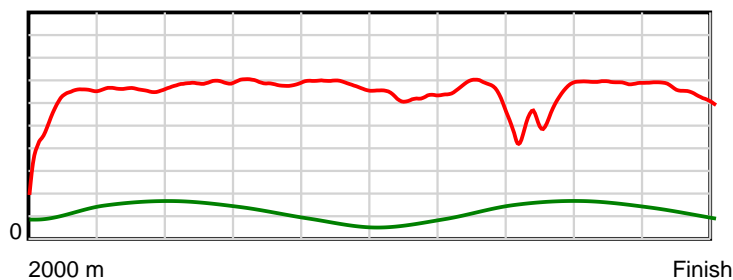
10 m Stride length



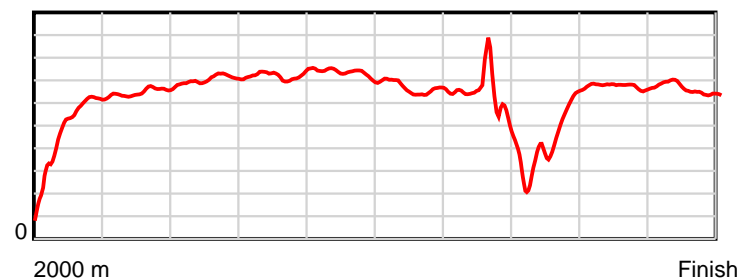
0.6 s Stride duration



20 m/sec Speed



100 % Stride efficiency



Note: Horizontal distance axis grid lines are 200m furlongs.

Disclaimer.

HRNZ and NZMTC and Thoroughbred Ratings Pty Ltd accepts no responsibility for the completeness or accuracy of any of the information contained herein, and makes no representations about its suitability for any particular purpose. Users should make their own judgements about those matters and/or seek independent advice. You assume all risks associated with use of the data provided on this page.