



Race Results

NZ Metropolitan Trotting Club Inc, HRNZ, November 12, 2024

Compilation date: November 12, 2024, 1:50:04 PM (NZDT)

Copyright © 2024 HRNZ and NZMTC. All rights reserved.

Trademarks.

StrideMASTER is a registered trademark of Thoroughbred Ratings Pty Ltd.

Disclaimer.

HRNZ and NZMTC and Thoroughbred Ratings Pty Ltd accepts no responsibility for the completeness or accuracy of any of the information contained herein, and makes no representations about its suitability for any particular purpose. Users should make their own judgements about those matters and/or seek independent advice. You assume all risks associated with use of the data provided on this page.



Race Results



November 12, 2024, Race 4, TAB JUNIOR FREE-FOR-ALL (MOBILE PACE), Distance 2600m, Addington - Survey 3200m

Result	TAB no.	Horse (Barrier)	2600 to	2400m to
1st	4	The Big Lebows... (4)	2400m	2200m
		Position in running (margin)	-	5(4.7)
		Sectional time (s)	13.83	15.47
		Cumulative time (s)	189.46	175.63
		Speed (m/s)	14.46	12.93
		Stride length (m)	6.78	6.29
		Stride duration (s)	0.461	0.486
		Stride efficiency (%)	71.76	61.85
		Stride count	29.51	31.79

Disclaimer.

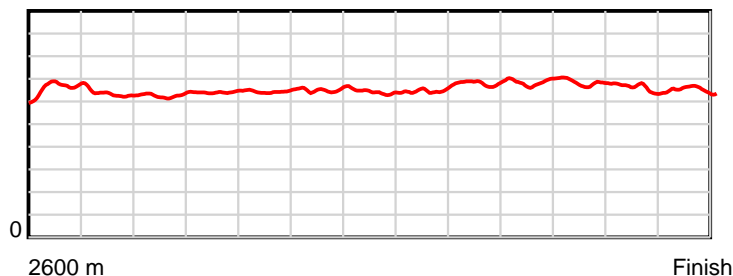
HRNZ and NZMTC and Thoroughbred Ratings Pty Ltd accepts no responsibility for the completeness or accuracy of any of the information contained herein, and makes no representations about its suitability for any particular purpose. Users should make their own judgements about those matters and/or seek independent advice. You assume all risks associated with use of the data provided on this page.

Race Results

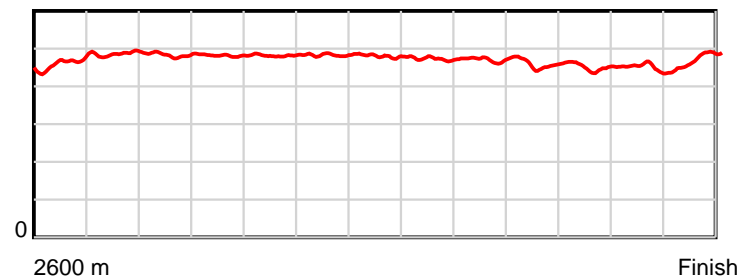
November 12, 2024, Race 4, TAB JUNIOR FREE-FOR-ALL (MOBILE PACE), Distance 2600m, Addington - Survey 3200m

Result	TAB no.	Horse (Barrier)	2200m to	2000m to	1800m to	1600m to	1400m to	1200m to	1000m to	800m to	600m to	400m to	200m to	Total or	Margin
1st	4	The Big Lebows... (4)	2000m	1800m	1600m	1400m	1200m	1000m	800m	600m	400m	200m	WP	Average	
		Position in running (margin)	6(6.4)	6(5.9)	5(4.8)	4(3.8)	5(4.3)	7(4.7)	7(5.2)	8(6.3)	5(2.7)	3(1.7)	3(1.3)		0.00
		Sectional time (s)	15.71	15.07	15.25	14.97	15.03	14.62	14.15	13.32	13.67	13.86	14.51		
		Cumulative time (s)	160.16	144.45	129.38	114.13	99.16	84.13	69.51	55.36	42.04	28.37	14.51	3:09.46	
		Speed (m/s)	12.73	13.27	13.11	13.36	13.31	13.68	14.13	15.02	14.63	14.43	13.78	13.72	
		Stride length (m)	6.16	6.39	6.32	6.45	6.39	6.47	6.66	6.88	6.59	6.48	6.54	6.49	
		Stride duration (s)	0.484	0.482	0.482	0.483	0.480	0.473	0.471	0.459	0.450	0.449	0.474	0.473	
		Stride efficiency (%)	59.21	63.84	62.41	65.02	63.76	65.33	69.41	74.03	67.85	65.54	66.83	65.74	
		Stride count	32.49	31.29	31.65	31.01	31.31	30.93	30.01	29.06	30.35	30.88	30.58	400.86	

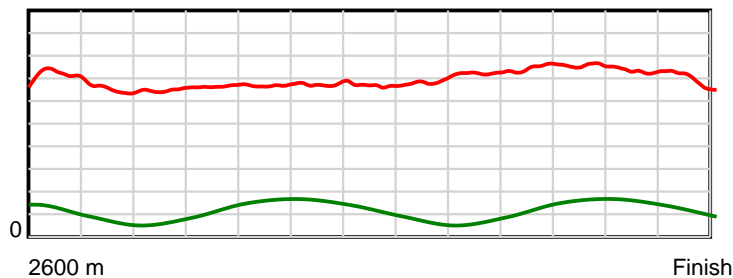
10 m Stride length



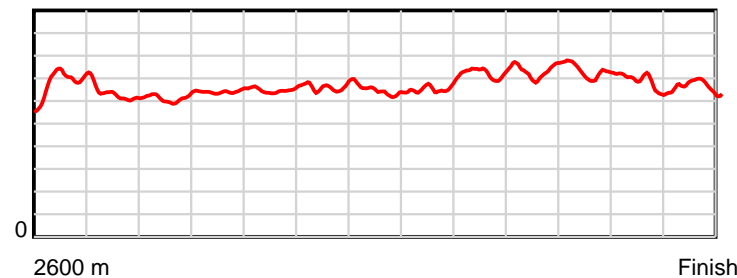
0.6 s Stride duration



20 m/sec Speed



100 % Stride efficiency



Note: Horizontal distance axis grid lines are 200m furlongs.

Disclaimer.

HRNZ and NZMTC and Thoroughbred Ratings Pty Ltd accepts no responsibility for the completeness or accuracy of any of the information contained herein, and makes no representations about its suitability for any particular purpose. Users should make their own judgements about those matters and/or seek independent advice. You assume all risks associated with use of the data provided on this page.



Race Results



November 12, 2024, Race 4, TAB JUNIOR FREE-FOR-ALL (MOBILE PACE), Distance 2600m, Addington - Survey 3200m

Result	TAB no.	Horse (Barrier)	2600 to	2400m to
2nd	2	Sooner The Bet... (2)	2400m	2200m
		Position in running (margin)	-	2(1.7)
		Sectional time (s)	13.27	15.27
		Cumulative time (s)	189.76	176.49
		Speed (m/s)	15.07	13.10
		Stride length (m)	6.05	5.91
		Stride duration (s)	0.398	0.451
		Stride efficiency (%)	57.28	54.63
		Stride count	33.04	33.82

Disclaimer.

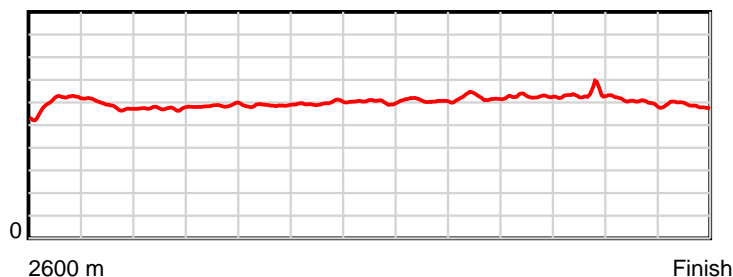
HRNZ and NZMTC and Thoroughbred Ratings Pty Ltd accepts no responsibility for the completeness or accuracy of any of the information contained herein, and makes no representations about its suitability for any particular purpose. Users should make their own judgements about those matters and/or seek independent advice. You assume all risks associated with use of the data provided on this page.

Race Results

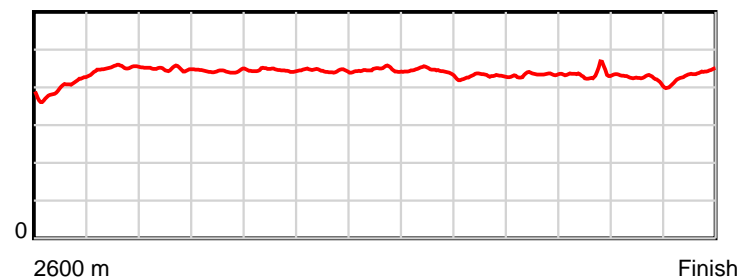
November 12, 2024, Race 4, TAB JUNIOR FREE-FOR-ALL (MOBILE PACE), Distance 2600m, Addington - Survey 3200m

Result	TAB no.	Horse (Barrier)	2200m to	2000m to	1800m to	1600m to	1400m to	1200m to	1000m to	800m to	600m to	400m to	200m to	Total or	Margin
2nd	2	Sooner The Bet... (2)	2000m	1800m	1600m	1400m	1200m	1000m	800m	600m	400m	200m	WP	Average	
		Position in running (margin)	2(2.2)	2(2.1)	2(1.8)	3(2.4)	2(2.3)	2(2.0)	4(1.9)	3(2.2)	3(1.8)	4(2.3)	4(1.8)		1.60
		Sectional time (s)	15.77	15.21	15.52	14.87	14.90	14.55	13.99	13.86	13.91	13.85	14.79		
		Cumulative time (s)	161.22	145.45	130.24	114.72	99.85	84.95	70.40	56.41	42.55	28.64	14.79	3:09.76	
		Speed (m/s)	12.68	13.15	12.89	13.45	13.42	13.75	14.30	14.43	14.38	14.44	13.52	13.70	
		Stride length (m)	5.70	5.83	5.74	5.97	5.99	6.10	6.13	6.26	6.21	6.11	5.87	5.99	
		Stride duration (s)	0.449	0.444	0.445	0.444	0.446	0.444	0.429	0.434	0.432	0.423	0.434	0.437	
		Stride efficiency (%)	50.70	53.19	51.49	55.65	56.02	58.19	58.76	61.22	60.31	58.25	53.82	55.99	
		Stride count	35.11	34.28	34.84	33.51	33.40	32.77	32.62	31.95	32.19	32.76	34.08	434.37	

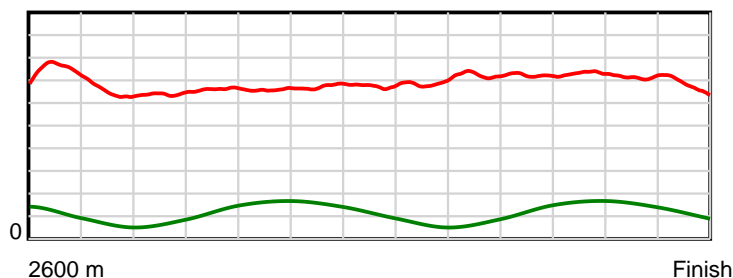
10 m Stride length



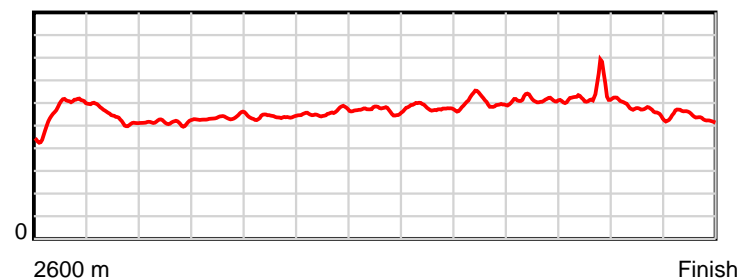
0.6 s Stride duration



20 m/sec Speed



100 % Stride efficiency



Note: Horizontal distance axis grid lines are 200m furlongs.

Disclaimer.

HRNZ and NZMTC and Thoroughbred Ratings Pty Ltd accepts no responsibility for the completeness or accuracy of any of the information contained herein, and makes no representations about its suitability for any particular purpose. Users should make their own judgements about those matters and/or seek independent advice. You assume all risks associated with use of the data provided on this page.



Race Results



November 12, 2024, Race 4, TAB JUNIOR FREE-FOR-ALL (MOBILE PACE), Distance 2600m, Addington - Survey 3200m

Result	TAB no.	Horse (Barrier)	2600 to	2400m to
2nd	14	Ohoka Connor (13)	2400m	2200m
		Position in running (margin)	-	10(9.7)
		Sectional time (s)	14.63	15.59
		Cumulative time (s)	189.76	175.13
		Speed (m/s)	13.67	12.83
		Stride length (m)	6.65	6.21
		Stride duration (s)	0.469	0.484
		Stride efficiency (%)	69.18	60.36
		Stride count	30.06	32.18

Disclaimer.

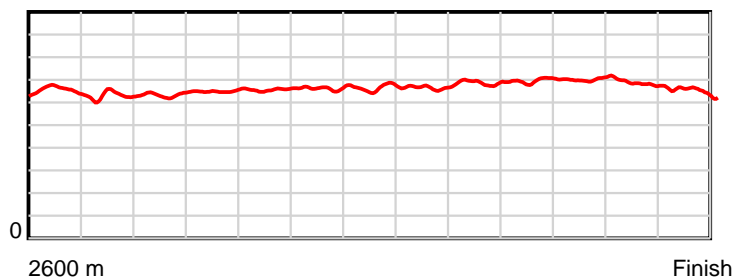
HRNZ and NZMTC and Thoroughbred Ratings Pty Ltd accepts no responsibility for the completeness or accuracy of any of the information contained herein, and makes no representations about its suitability for any particular purpose. Users should make their own judgements about those matters and/or seek independent advice. You assume all risks associated with use of the data provided on this page.

Race Results

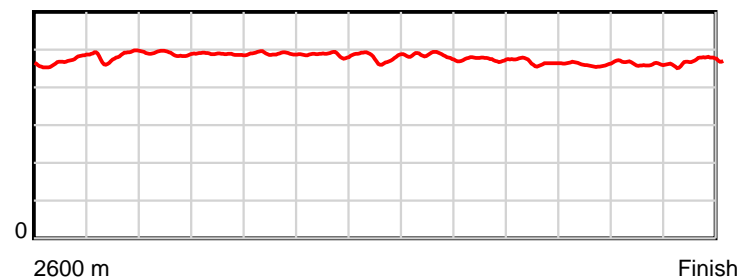
November 12, 2024, Race 4, TAB JUNIOR FREE-FOR-ALL (MOBILE PACE), Distance 2600m, Addington - Survey 3200m

Result	TAB no.	Horse (Barrier)	2200m to	2000m to	1800m to	1600m to	1400m to	1200m to	1000m to	800m to	600m to	400m to	200m to	Total or	Margin
2nd	14	Ohoka Connor (13)	2000m	1800m	1600m	1400m	1200m	1000m	800m	600m	400m	200m	WP	Average	
		Position in running (margin)	11(12.2)	11(12.5)	11(10.9)	11(10.4)	11(10.2)	9(7.1)	9(7.1)	10(8.3)	9(4.9)	6(3.8)	5(3.0)		1.60
		Sectional time (s)	15.84	14.99	15.35	14.84	14.45	14.55	14.14	13.36	13.66	13.80	14.56		
		Cumulative time (s)	159.54	143.70	128.71	113.36	98.52	84.07	69.52	55.38	42.02	28.36	14.56	3:09.76	
		Speed (m/s)	12.63	13.34	13.03	13.48	13.84	13.75	14.14	14.97	14.64	14.49	13.74	13.70	
		Stride length (m)	6.18	6.52	6.39	6.56	6.63	6.64	6.71	6.97	6.76	6.69	6.47	6.56	
		Stride duration (s)	0.489	0.489	0.490	0.487	0.479	0.483	0.475	0.466	0.462	0.461	0.471	0.479	
		Stride efficiency (%)	59.64	66.38	63.74	67.17	68.78	68.95	70.44	76.02	71.44	69.90	65.39	67.28	
		Stride count	32.37	30.69	31.32	30.51	30.15	30.11	29.79	28.67	29.58	29.90	30.92	396.25	

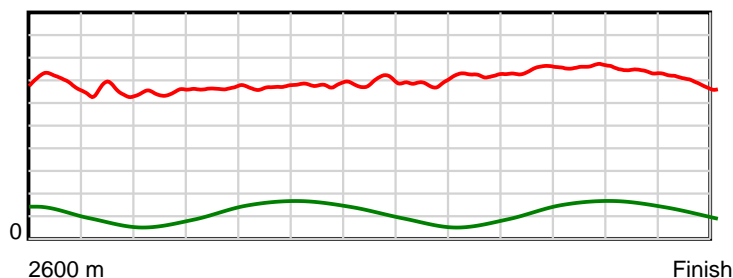
10 m Stride length



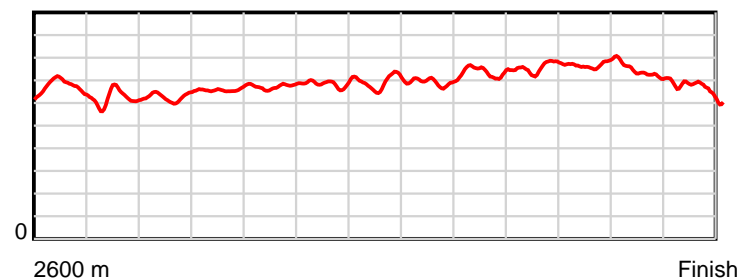
0.6 s Stride duration



20 m/sec Speed



100 % Stride efficiency



Note: Horizontal distance axis grid lines are 200m furlongs.

Disclaimer.

HRNZ and NZMTC and Thoroughbred Ratings Pty Ltd accepts no responsibility for the completeness or accuracy of any of the information contained herein, and makes no representations about its suitability for any particular purpose. Users should make their own judgements about those matters and/or seek independent advice. You assume all risks associated with use of the data provided on this page.



Race Results



November 12, 2024, Race 4, TAB JUNIOR FREE-FOR-ALL (MOBILE PACE), Distance 2600m, Addington - Survey 3200m

Result	TAB no.	Horse (Barrier)	2600 to	2400m to
4th	3	The Falcon (3)	2400m	2200m
		Position in running (margin)	-	1(0.0)
		Sectional time (s)	13.16	15.19
		Cumulative time (s)	189.82	176.66
		Speed (m/s)	15.20	13.17
		Stride length (m)	6.65	6.42
		Stride duration (s)	0.426	0.487
		Stride efficiency (%)	69.06	64.34
		Stride count	30.09	31.17

Disclaimer.

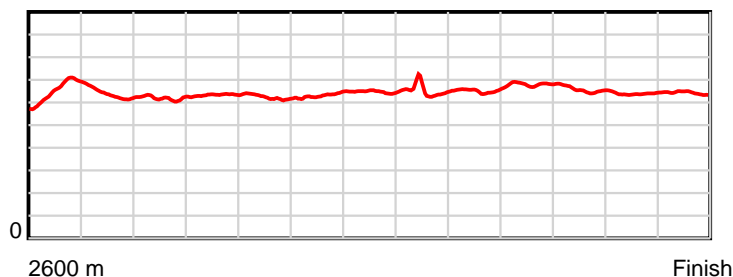
HRNZ and NZMTC and Thoroughbred Ratings Pty Ltd accepts no responsibility for the completeness or accuracy of any of the information contained herein, and makes no representations about its suitability for any particular purpose. Users should make their own judgements about those matters and/or seek independent advice. You assume all risks associated with use of the data provided on this page.

Race Results

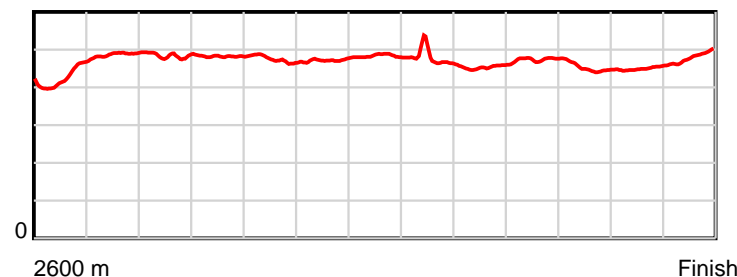
November 12, 2024, Race 4, TAB JUNIOR FREE-FOR-ALL (MOBILE PACE), Distance 2600m, Addington - Survey 3200m

Result	TAB no.	Horse (Barrier)	2200m to	2000m to	1800m to	1600m to	1400m to	1200m to	1000m to	800m to	600m to	400m to	200m to	Total or	Margin
4th	3	The Falcon (3)	2000m	1800m	1600m	1400m	1200m	1000m	800m	600m	400m	200m	WP	Average	
		Position in running (margin)	1(0.0)	1(0.0)	1(0.0)	1(0.0)	1(0.0)	1(0.0)	1(0.0)	1(0.0)	1(0.0)	1(0.0)	2(0.1)		2.00
		Sectional time (s)	15.79	15.26	15.42	14.88	14.95	14.55	13.95	13.93	13.83	13.95	14.96		
		Cumulative time (s)	161.47	145.68	130.42	115.00	100.12	85.17	70.62	56.67	42.74	28.91	14.96	3:09.82	
		Speed (m/s)	12.67	13.11	12.97	13.44	13.38	13.75	14.34	14.36	14.46	14.34	13.37	13.70	
		Stride length (m)	6.14	6.32	6.15	6.34	6.46	6.56	6.50	6.81	6.54	6.45	6.43	6.44	
		Stride duration (s)	0.485	0.482	0.474	0.472	0.483	0.478	0.453	0.474	0.452	0.450	0.481	0.470	
		Stride efficiency (%)	58.90	62.32	59.15	62.80	65.23	67.31	65.98	72.37	66.76	64.96	64.60	64.76	
		Stride count	32.58	31.67	32.51	31.55	30.95	30.47	30.78	29.39	30.60	31.02	31.11	403.89	

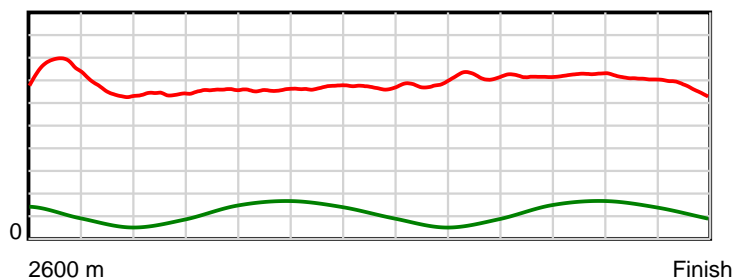
10 m Stride length



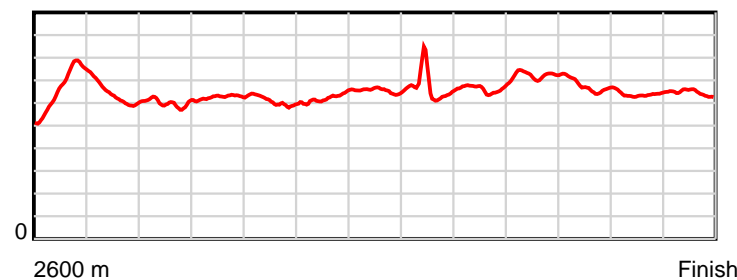
0.6 s Stride duration



20 m/sec Speed



100 % Stride efficiency



Note: Horizontal distance axis grid lines are 200m furlongs.

Disclaimer.

HRNZ and NZMTC and Thoroughbred Ratings Pty Ltd accepts no responsibility for the completeness or accuracy of any of the information contained herein, and makes no representations about its suitability for any particular purpose. Users should make their own judgements about those matters and/or seek independent advice. You assume all risks associated with use of the data provided on this page.



Race Results



November 12, 2024, Race 4, TAB JUNIOR FREE-FOR-ALL (MOBILE PACE), Distance 2600m, Addington - Survey 3200m

Result	TAB no.	Horse (Barrier)	2600 to	2400m to
5th	6	Smoke On The W... (6)	2400m	2200m
		Position in running (margin)	-	11(10.2)
		Sectional time (s)	14.77	15.94
		Cumulative time (s)	189.87	175.10
		Speed (m/s)	13.54	12.55
		Stride length (m)	6.06	5.64
		Stride duration (s)	0.439	0.450
		Stride efficiency (%)	57.33	49.75
		Stride count	33.02	35.45

Disclaimer.

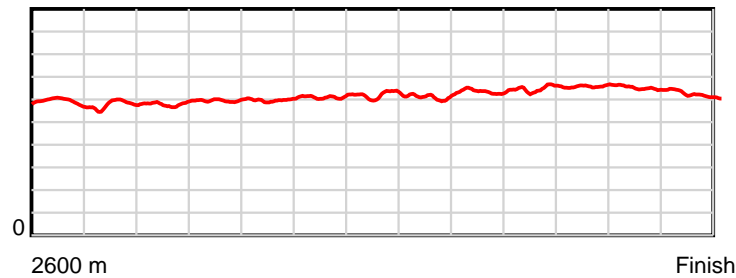
HRNZ and NZMTC and Thoroughbred Ratings Pty Ltd accepts no responsibility for the completeness or accuracy of any of the information contained herein, and makes no representations about its suitability for any particular purpose. Users should make their own judgements about those matters and/or seek independent advice. You assume all risks associated with use of the data provided on this page.

Race Results

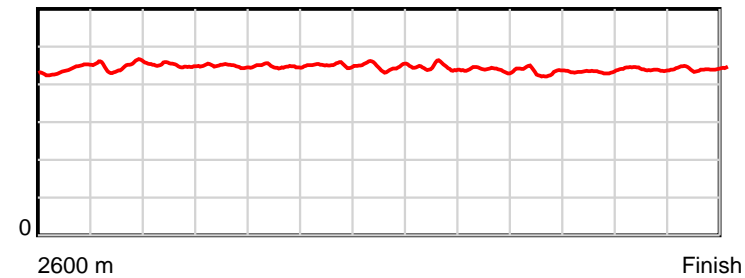
November 12, 2024, Race 4, TAB JUNIOR FREE-FOR-ALL (MOBILE PACE), Distance 2600m, Addington - Survey 3200m

Result	TAB no.	Horse (Barrier)	2200m to	2000m to	1800m to	1600m to	1400m to	1200m to	1000m to	800m to	600m to	400m to	200m to	Total or	Margin
5th	6	Smoke On The W... (6)	2000m	1800m	1600m	1400m	1200m	1000m	800m	600m	400m	200m	WP	Average	
		Position in running (margin)	12(14.8)	12(14.7)	12(12.8)	12(12.1)	12(12.0)	11(8.7)	12(9.3)	12(10.0)	11(6.4)	9(5.6)	8(5.0)		2.20
		Sectional time (s)	15.77	14.94	15.32	14.86	14.40	14.66	14.07	13.32	13.70	13.84	14.28		
		Cumulative time (s)	159.16	143.39	128.45	113.13	98.27	83.87	69.21	55.14	41.82	28.12	14.28	3:09.87	
		Speed (m/s)	12.68	13.39	13.05	13.46	13.89	13.64	14.21	15.02	14.60	14.45	14.01	13.69	
		Stride length (m)	5.71	6.01	5.85	6.07	6.21	6.06	6.25	6.50	6.34	6.36	6.18	6.09	
		Stride duration (s)	0.450	0.449	0.448	0.451	0.447	0.444	0.439	0.433	0.434	0.440	0.441	0.444	
		Stride efficiency (%)	50.91	56.35	53.44	57.51	60.35	57.42	61.01	66.09	62.73	63.23	59.68	57.86	
		Stride count	35.04	33.30	34.20	32.97	32.18	32.99	32.01	30.75	31.57	31.44	32.36	427.28	

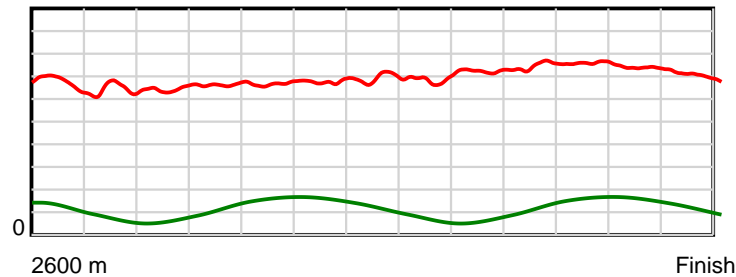
10 m Stride length



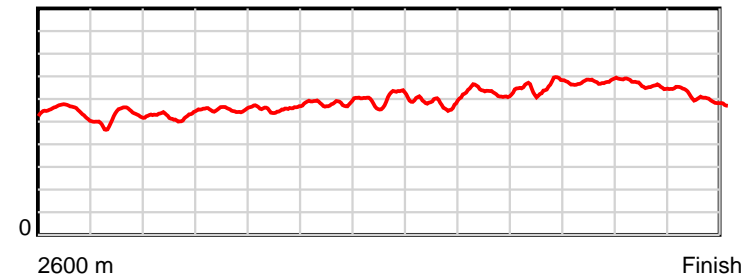
0.6 s Stride duration



20 m/sec Speed



100 % Stride efficiency



Note: Horizontal distance axis grid lines are 200m furlongs.

Disclaimer.

HRNZ and NZMTC and Thoroughbred Ratings Pty Ltd accepts no responsibility for the completeness or accuracy of any of the information contained herein, and makes no representations about its suitability for any particular purpose. Users should make their own judgements about those matters and/or seek independent advice. You assume all risks associated with use of the data provided on this page.



Race Results



November 12, 2024, Race 4, TAB JUNIOR FREE-FOR-ALL (MOBILE PACE), Distance 2600m, Addington - Survey 3200m

Result	TAB no.	Horse (Barrier)	2600 to	2400m to
6th	5	Wag Star (5)	2400m	2200m
		Position in running (margin)	-	8(7.3)
		Sectional time (s)	14.18	15.61
		Cumulative time (s)	189.93	175.75
		Speed (m/s)	14.10	12.81
		Stride length (m)	6.43	5.94
		Stride duration (s)	0.450	0.464
		Stride efficiency (%)	64.54	55.18
		Stride count	31.12	33.66

Disclaimer.

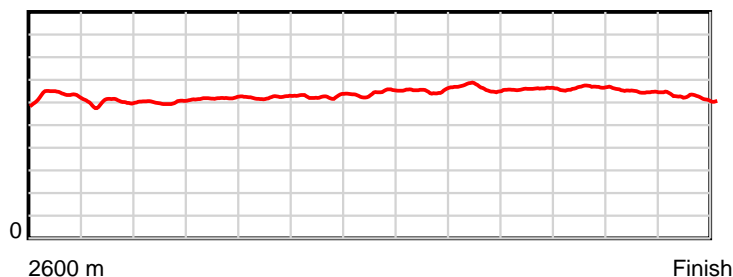
HRNZ and NZMTC and Thoroughbred Ratings Pty Ltd accepts no responsibility for the completeness or accuracy of any of the information contained herein, and makes no representations about its suitability for any particular purpose. Users should make their own judgements about those matters and/or seek independent advice. You assume all risks associated with use of the data provided on this page.

Race Results

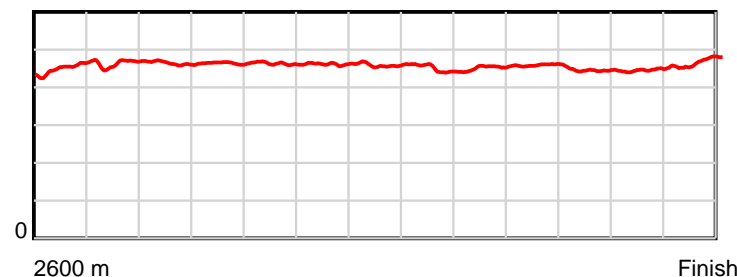
November 12, 2024, Race 4, TAB JUNIOR FREE-FOR-ALL (MOBILE PACE), Distance 2600m, Addington - Survey 3200m

Result	TAB no.	Horse (Barrier)	2200m to	2000m to	1800m to	1600m to	1400m to	1200m to	1000m to	800m to	600m to	400m to	200m to	Total or	Margin
6th	5	Wag Star (5)	2000m	1800m	1600m	1400m	1200m	1000m	800m	600m	400m	200m	WP	Average	
		Position in running (margin)	9(9.8)	10(10.2)	9(8.7)	9(8.0)	9(8.2)	6(4.4)	2(1.3)	2(1.4)	2(0.9)	2(0.1)	1(0.0)		2.50
		Sectional time (s)	15.86	15.01	15.30	14.93	14.31	14.04	13.97	13.85	13.70	13.91	15.26		
		Cumulative time (s)	160.14	144.28	129.27	113.97	99.04	84.73	70.69	56.72	42.87	29.17	15.26	3:09.93	
		Speed (m/s)	12.61	13.32	13.07	13.40	13.98	14.25	14.32	14.44	14.60	14.38	13.11	13.69	
		Stride length (m)	5.86	6.19	6.06	6.18	6.41	6.41	6.48	6.62	6.49	6.43	6.14	6.27	
		Stride duration (s)	0.464	0.464	0.463	0.462	0.459	0.450	0.453	0.458	0.444	0.447	0.468	0.458	
		Stride efficiency (%)	53.58	59.82	57.30	59.77	64.20	64.12	65.66	68.46	65.80	64.51	58.86	61.43	
		Stride count	34.16	32.33	33.03	32.34	31.20	31.22	30.85	30.22	30.82	31.13	32.59	414.67	

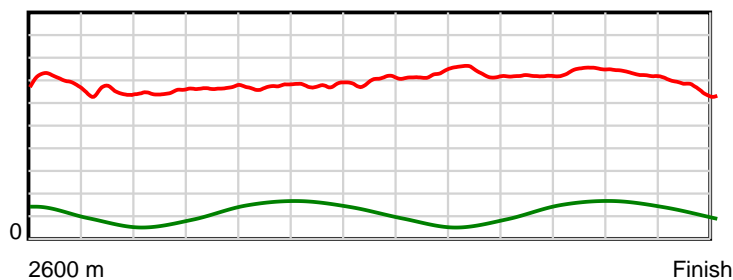
10 m Stride length



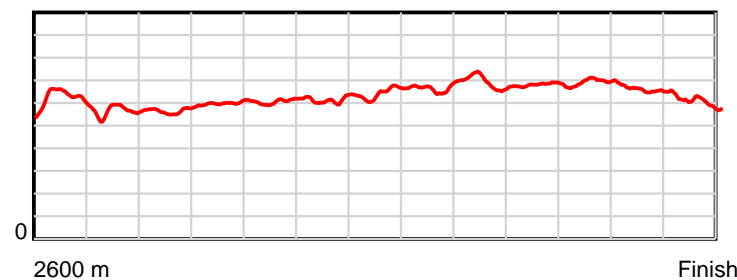
0.6 s Stride duration



20 m/sec Speed



100 % Stride efficiency



Note: Horizontal distance axis grid lines are 200m furlongs.

Disclaimer.

HRNZ and NZMTC and Thoroughbred Ratings Pty Ltd accepts no responsibility for the completeness or accuracy of any of the information contained herein, and makes no representations about its suitability for any particular purpose. Users should make their own judgements about those matters and/or seek independent advice. You assume all risks associated with use of the data provided on this page.



Race Results



November 12, 2024, Race 4, TAB JUNIOR FREE-FOR-ALL (MOBILE PACE), Distance 2600m, Addington - Survey 3200m

Result	TAB no.	Horse (Barrier)	2600 to	2400m to
7th	10	Da Vinci (9)	2400m	2200m
		Position in running (margin)	-	6(5.8)
		Sectional time (s)	13.99	15.27
		Cumulative time (s)	190.12	176.13
		Speed (m/s)	14.30	13.10
		Stride length (m)	6.46	6.14
		Stride duration (s)	0.433	0.469
		Stride efficiency (%)	65.27	58.97
		Stride count	30.95	32.56

Disclaimer.

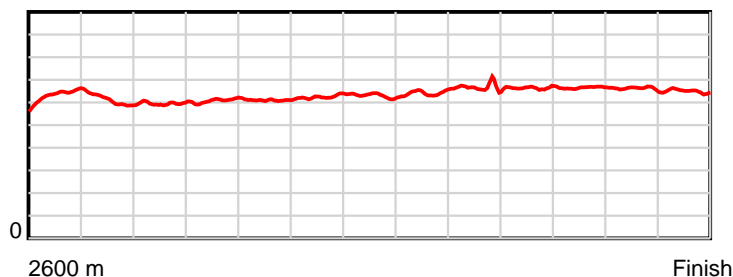
HRNZ and NZMTC and Thoroughbred Ratings Pty Ltd accepts no responsibility for the completeness or accuracy of any of the information contained herein, and makes no representations about its suitability for any particular purpose. Users should make their own judgements about those matters and/or seek independent advice. You assume all risks associated with use of the data provided on this page.

Race Results

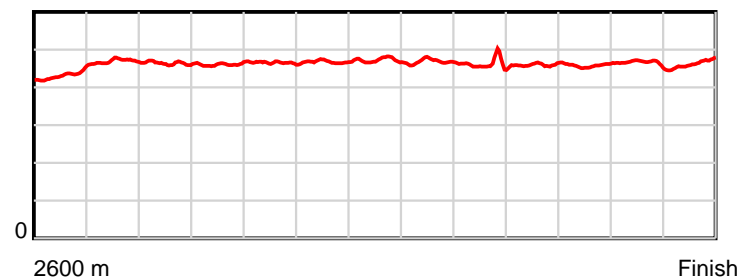
November 12, 2024, Race 4, TAB JUNIOR FREE-FOR-ALL (MOBILE PACE), Distance 2600m, Addington - Survey 3200m

Result	TAB no.	Horse (Barrier)	2200m to	2000m to	1800m to	1600m to	1400m to	1200m to	1000m to	800m to	600m to	400m to	200m to	Total or	Margin
7th	10	Da Vinci (9)	2000m	1800m	1600m	1400m	1200m	1000m	800m	600m	400m	200m	WP	Average	
		Position in running (margin)	5(6.3)	5(5.8)	6(5.4)	6(5.7)	6(5.9)	8(6.0)	8(5.3)	7(5.3)	8(4.7)	10(5.7)	10(6.3)		3.60
		Sectional time (s)	15.71	15.19	15.45	14.93	14.97	14.44	13.94	13.83	14.00	14.04	14.36		
		Cumulative time (s)	160.86	145.15	129.96	114.51	99.58	84.61	70.17	56.23	42.40	28.40	14.36	3:10.12	
		Speed (m/s)	12.73	13.17	12.94	13.40	13.36	13.85	14.35	14.46	14.29	14.25	13.93	13.68	
		Stride length (m)	5.90	6.07	6.01	6.26	6.31	6.49	6.58	6.65	6.54	6.62	6.45	6.34	
		Stride duration (s)	0.464	0.461	0.465	0.467	0.472	0.468	0.459	0.460	0.458	0.465	0.463	0.463	
		Stride efficiency (%)	54.48	57.51	56.53	61.18	62.22	65.74	67.65	69.12	66.84	68.53	64.96	62.73	
		Stride count	33.87	32.97	33.25	31.96	31.70	30.84	30.40	30.07	30.58	30.20	31.02	410.37	

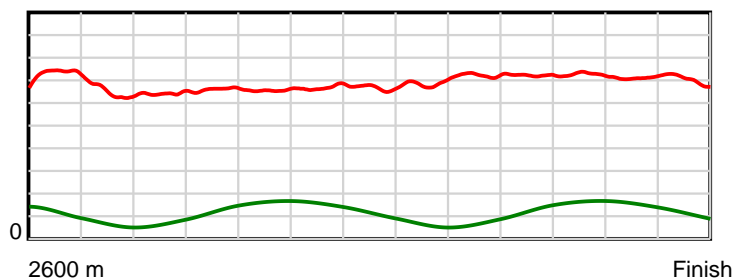
10 m Stride length



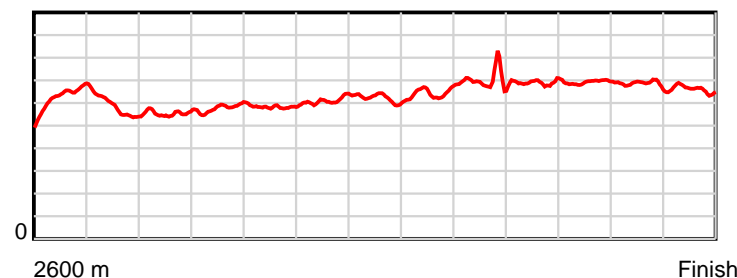
0.6 s Stride duration



20 m/sec Speed



100 % Stride efficiency



Note: Horizontal distance axis grid lines are 200m furlongs.

Disclaimer.

HRNZ and NZMTC and Thoroughbred Ratings Pty Ltd accepts no responsibility for the completeness or accuracy of any of the information contained herein, and makes no representations about its suitability for any particular purpose. Users should make their own judgements about those matters and/or seek independent advice. You assume all risks associated with use of the data provided on this page.



Race Results



November 12, 2024, Race 4, TAB JUNIOR FREE-FOR-ALL (MOBILE PACE), Distance 2600m, Addington - Survey 3200m

Result	TAB no.	Horse (Barrier)	2600 to	2400m to
8th	13	One Change (12)	2400m	2200m
		Position in running (margin)	-	12(11.0)
		Sectional time (s)	14.82	15.23
		Cumulative time (s)	190.18	175.36
		Speed (m/s)	13.49	13.13
		Stride length (m)	6.76	6.52
		Stride duration (s)	0.482	0.496
		Stride efficiency (%)	71.32	66.39
		Stride count	29.60	30.68

Disclaimer.

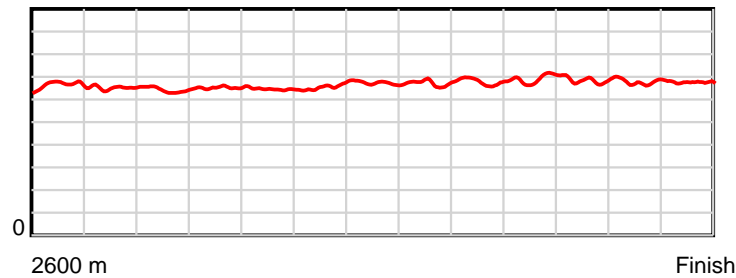
HRNZ and NZMTC and Thoroughbred Ratings Pty Ltd accepts no responsibility for the completeness or accuracy of any of the information contained herein, and makes no representations about its suitability for any particular purpose. Users should make their own judgements about those matters and/or seek independent advice. You assume all risks associated with use of the data provided on this page.

Race Results

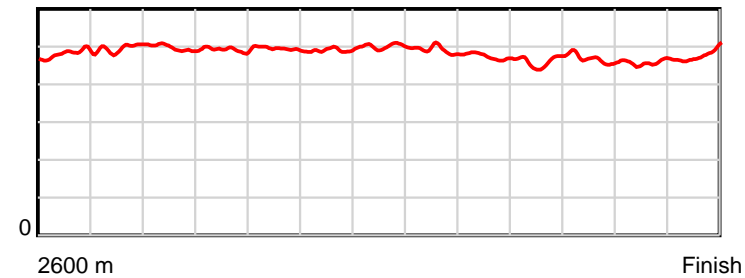
November 12, 2024, Race 4, TAB JUNIOR FREE-FOR-ALL (MOBILE PACE), Distance 2600m, Addington - Survey 3200m

Result	TAB no.	Horse (Barrier)	2200m to	2000m to	1800m to	1600m to	1400m to	1200m to	1000m to	800m to	600m to	400m to	200m to	Total or	Margin
8th	13	One Change (12)	2000m	1800m	1600m	1400m	1200m	1000m	800m	600m	400m	200m	WP	Average	
		Position in running (margin)	10(11.3)	9(9.9)	10(8.7)	10(9.2)	10(9.6)	12(9.2)	11(9.1)	11(9.6)	10(5.9)	13(7.6)	11(7.1)		3.90
		Sectional time (s)	15.55	15.07	15.50	14.94	14.89	14.54	14.03	13.32	14.11	13.86	14.32		
		Cumulative time (s)	160.13	144.58	129.51	114.01	99.07	84.18	69.64	55.61	42.29	28.18	14.32	3:10.18	
		Speed (m/s)	12.86	13.27	12.90	13.39	13.43	13.76	14.26	15.02	14.17	14.43	13.97	13.67	
		Stride length (m)	6.39	6.53	6.39	6.57	6.73	6.75	6.75	6.93	6.62	6.61	6.71	6.63	
		Stride duration (s)	0.497	0.492	0.495	0.491	0.501	0.491	0.473	0.461	0.467	0.458	0.480	0.485	
		Stride efficiency (%)	63.72	66.65	63.75	67.37	70.84	71.26	71.15	74.95	68.53	68.35	70.31	68.71	
		Stride count	31.32	30.62	31.31	30.46	29.71	29.62	29.64	28.88	30.20	30.24	29.82	392.10	

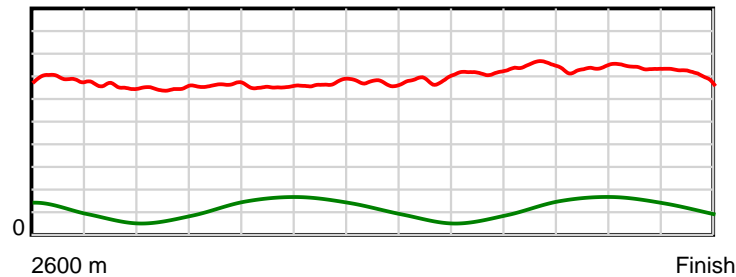
10 m Stride length



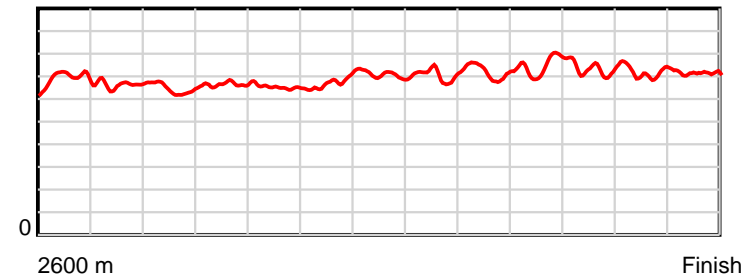
0.6 s Stride duration



20 m/sec Speed



100 % Stride efficiency



Note: Horizontal distance axis grid lines are 200m furlongs.

Disclaimer.

HRNZ and NZMTC and Thoroughbred Ratings Pty Ltd accepts no responsibility for the completeness or accuracy of any of the information contained herein, and makes no representations about its suitability for any particular purpose. Users should make their own judgements about those matters and/or seek independent advice. You assume all risks associated with use of the data provided on this page.



Race Results



November 12, 2024, Race 4, TAB JUNIOR FREE-FOR-ALL (MOBILE PACE), Distance 2600m, Addington - Survey 3200m

Result	TAB no.	Horse (Barrier)	2600 to	2400m to
9th	1	Got You Covere... (1)	2400m	2200m
		Position in running (margin)	-	4(3.5)
		Sectional time (s)	13.45	15.28
		Cumulative time (s)	190.27	176.82
		Speed (m/s)	14.87	13.09
		Stride length (m)	6.40	6.12
		Stride duration (s)	0.429	0.468
		Stride efficiency (%)	63.99	58.58
		Stride count	31.25	32.67

Disclaimer.

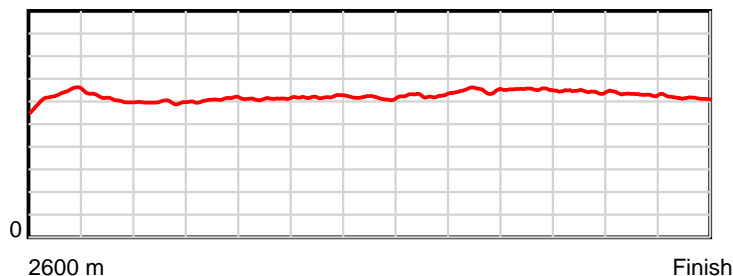
HRNZ and NZMTC and Thoroughbred Ratings Pty Ltd accepts no responsibility for the completeness or accuracy of any of the information contained herein, and makes no representations about its suitability for any particular purpose. Users should make their own judgements about those matters and/or seek independent advice. You assume all risks associated with use of the data provided on this page.

Race Results

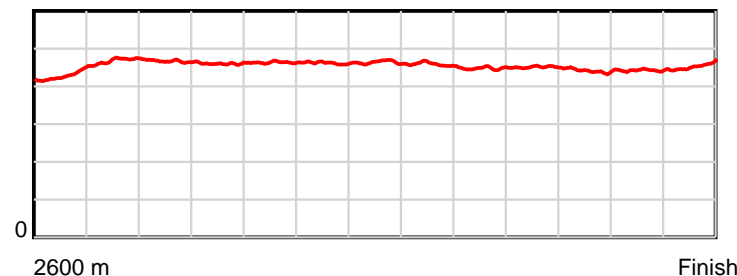
November 12, 2024, Race 4, TAB JUNIOR FREE-FOR-ALL (MOBILE PACE), Distance 2600m, Addington - Survey 3200m

Result	TAB no.	Horse (Barrier)	2200m to	2000m to	1800m to	1600m to	1400m to	1200m to	1000m to	800m to	600m to	400m to	200m to	Total or	Margin
9th	1	Got You Covere... (1)	2000m	1800m	1600m	1400m	1200m	1000m	800m	600m	400m	200m	WP	Average	
		Position in running (margin)	3(4.1)	3(3.9)	4(3.2)	5(3.8)	4(3.7)	5(3.6)	5(3.2)	5(3.5)	6(3.0)	7(4.1)	6(4.9)		4.40
		Sectional time (s)	15.76	15.15	15.51	14.87	14.94	14.48	14.00	13.85	14.01	14.07	14.90		
		Cumulative time (s)	161.54	145.78	130.63	115.12	100.25	85.31	70.83	56.83	42.98	28.97	14.90	3:10.27	
		Speed (m/s)	12.69	13.20	12.89	13.45	13.39	13.81	14.29	14.44	14.28	14.21	13.42	13.66	
		Stride length (m)	5.93	6.08	5.97	6.21	6.21	6.33	6.39	6.51	6.30	6.29	6.10	6.21	
		Stride duration (s)	0.467	0.460	0.463	0.462	0.464	0.459	0.447	0.451	0.442	0.442	0.454	0.455	
		Stride efficiency (%)	54.87	57.71	55.79	60.26	60.19	62.69	63.80	66.30	62.06	61.79	58.06	60.34	
		Stride count	33.75	32.91	33.47	32.21	32.22	31.58	31.30	30.71	31.74	31.80	32.81	418.42	

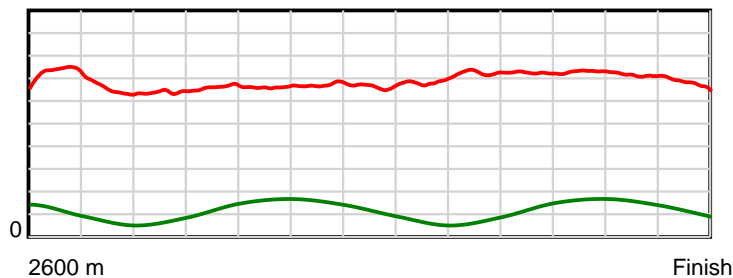
10 m Stride length



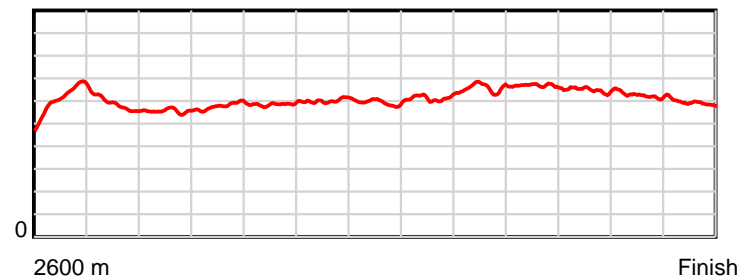
0.6 s Stride duration



20 m/sec Speed



100 % Stride efficiency



Note: Horizontal distance axis grid lines are 200m furlongs.

Disclaimer.

HRNZ and NZMTC and Thoroughbred Ratings Pty Ltd accepts no responsibility for the completeness or accuracy of any of the information contained herein, and makes no representations about its suitability for any particular purpose. Users should make their own judgements about those matters and/or seek independent advice. You assume all risks associated with use of the data provided on this page.



Race Results



November 12, 2024, Race 4, TAB JUNIOR FREE-FOR-ALL (MOBILE PACE), Distance 2600m, Addington - Survey 3200m

Result	TAB no.	Horse (Barrier)	2600 to	2400m to
10th	12	Heisenberg (11)	2400m	2200m
		Position in running (margin)	-	9(9.3)
		Sectional time (s)	14.55	15.06
		Cumulative time (s)	190.29	175.74
		Speed (m/s)	13.75	13.28
		Stride length (m)	5.84	5.72
		Stride duration (s)	0.407	0.431
		Stride efficiency (%)	53.27	51.06
		Stride count	34.25	34.99

Disclaimer.

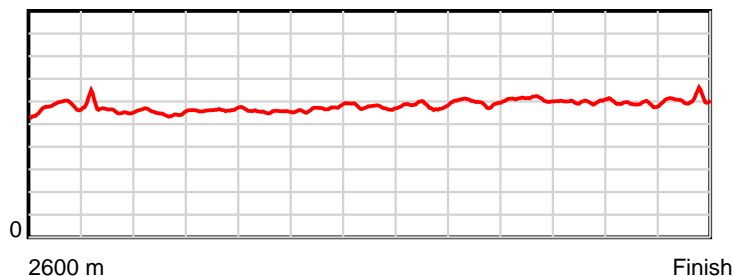
HRNZ and NZMTC and Thoroughbred Ratings Pty Ltd accepts no responsibility for the completeness or accuracy of any of the information contained herein, and makes no representations about its suitability for any particular purpose. Users should make their own judgements about those matters and/or seek independent advice. You assume all risks associated with use of the data provided on this page.

Race Results

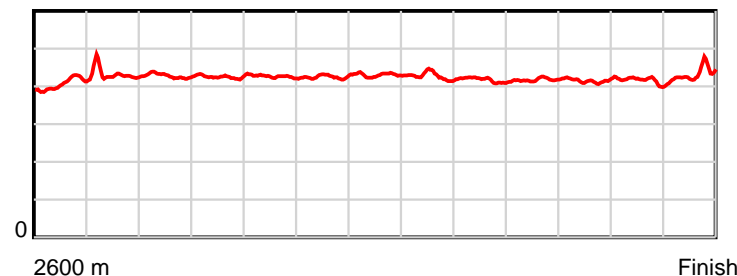
November 12, 2024, Race 4, TAB JUNIOR FREE-FOR-ALL (MOBILE PACE), Distance 2600m, Addington - Survey 3200m

Result	TAB no.	Horse (Barrier)	2200m to	2000m to	1800m to	1600m to	1400m to	1200m to	1000m to	800m to	600m to	400m to	200m to	Total or	Margin
10th	12	Heisenberg (11)	2000m	1800m	1600m	1400m	1200m	1000m	800m	600m	400m	200m	WP	Average	
		Position in running (margin)	8(8.5)	7(7.8)	8(6.8)	8(7.4)	8(7.8)	10(7.6)	10(7.3)	9(7.8)	13(6.4)	12(7.5)	12(7.7)		4.50
		Sectional time (s)	15.65	15.10	15.52	14.96	14.91	14.51	14.03	13.70	14.02	13.97	14.31		
		Cumulative time (s)	160.68	145.03	129.93	114.41	99.45	84.54	70.03	56.00	42.30	28.28	14.31	3:10.29	
		Speed (m/s)	12.78	13.25	12.89	13.37	13.41	13.78	14.26	14.60	14.27	14.32	13.98	13.66	
		Stride length (m)	5.46	5.63	5.48	5.68	5.77	5.87	5.95	6.09	5.93	5.94	6.04	5.79	
		Stride duration (s)	0.427	0.425	0.426	0.425	0.430	0.426	0.417	0.417	0.415	0.415	0.432	0.424	
		Stride efficiency (%)	46.60	49.57	47.00	50.35	52.03	53.89	55.26	57.87	54.86	55.12	57.00	52.44	
		Stride count	36.63	35.51	36.47	35.23	34.66	34.06	33.63	32.86	33.75	33.67	33.11	448.82	

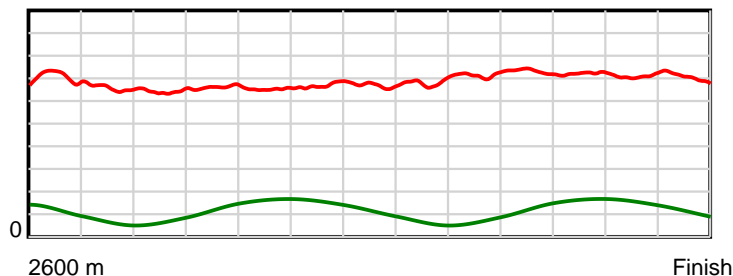
10 m Stride length



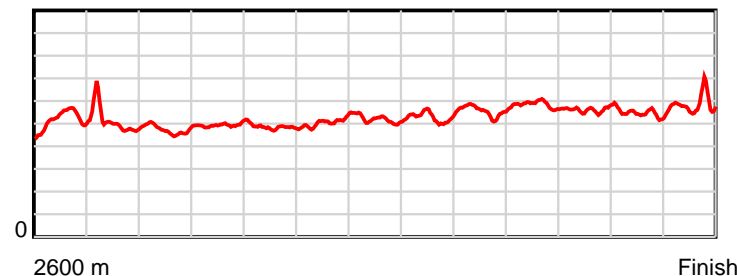
0.6 s Stride duration



20 m/sec Speed



100 % Stride efficiency



Note: Horizontal distance axis grid lines are 200m furlongs.

Disclaimer.

HRNZ and NZMTC and Thoroughbred Ratings Pty Ltd accepts no responsibility for the completeness or accuracy of any of the information contained herein, and makes no representations about its suitability for any particular purpose. Users should make their own judgements about those matters and/or seek independent advice. You assume all risks associated with use of the data provided on this page.



Race Results



November 12, 2024, Race 4, TAB JUNIOR FREE-FOR-ALL (MOBILE PACE), Distance 2600m, Addington - Survey 3200m

Result	TAB no.	Horse (Barrier)	2600 to	2400m to
11th	9	Catch A Wave (8)	2400m	2200m
		Position in running (margin)	-	13(11.0)
		Sectional time (s)	14.75	16.36
		Cumulative time (s)	190.31	175.56
		Speed (m/s)	13.56	12.22
		Stride length (m)	6.52	5.88
		Stride duration (s)	0.475	0.481
		Stride efficiency (%)	66.52	53.94
		Stride count	30.65	34.04

Disclaimer.

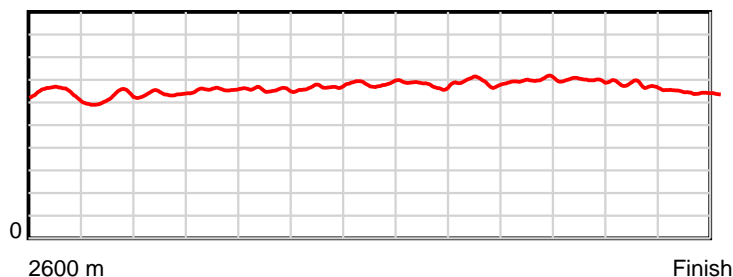
HRNZ and NZMTC and Thoroughbred Ratings Pty Ltd accepts no responsibility for the completeness or accuracy of any of the information contained herein, and makes no representations about its suitability for any particular purpose. Users should make their own judgements about those matters and/or seek independent advice. You assume all risks associated with use of the data provided on this page.

Race Results

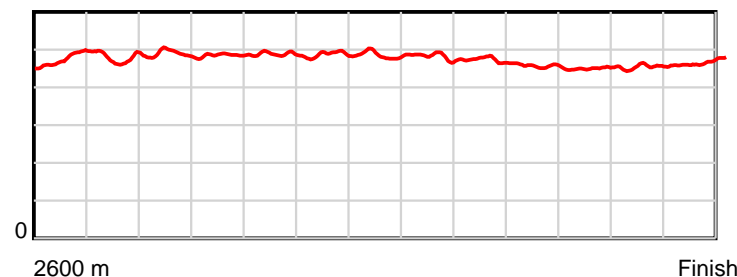
November 12, 2024, Race 4, TAB JUNIOR FREE-FOR-ALL (MOBILE PACE), Distance 2600m, Addington - Survey 3200m

Result	TAB no.	Horse (Barrier)	2200m to	2000m to	1800m to	1600m to	1400m to	1200m to	1000m to	800m to	600m to	400m to	200m to	Total or	Margin
11th	9	Catch A Wave (8)	2000m	1800m	1600m	1400m	1200m	1000m	800m	600m	400m	200m	WP	Average	
		Position in running (margin)	13(18.1)	13(17.7)	13(14.9)	13(15.2)	13(15.2)	13(11.0)	13(12.1)	13(11.7)	12(6.4)	8(4.4)	9(5.6)		4.60
		Sectional time (s)	15.72	14.81	15.46	14.88	14.27	14.72	13.89	13.04	13.50	14.15	14.76		
		Cumulative time (s)	159.20	143.48	128.67	113.21	98.33	84.06	69.34	55.45	42.41	28.91	14.76	3:10.31	
		Speed (m/s)	12.72	13.50	12.94	13.44	14.02	13.59	14.40	15.34	14.81	14.13	13.55	13.66	
		Stride length (m)	6.22	6.56	6.31	6.54	6.81	6.53	6.79	6.98	6.67	6.44	6.35	6.50	
		Stride duration (s)	0.489	0.486	0.488	0.487	0.486	0.481	0.471	0.455	0.450	0.455	0.469	0.475	
		Stride efficiency (%)	60.39	67.21	62.25	66.86	72.44	66.71	71.95	76.14	69.57	64.76	63.00	65.93	
		Stride count	32.17	30.50	31.69	30.57	29.37	30.61	29.48	28.65	29.97	31.07	31.50	400.27	

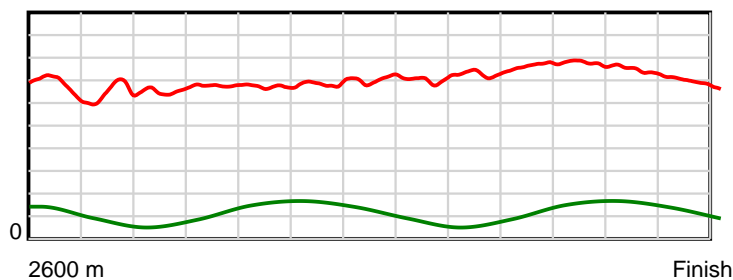
10 m Stride length



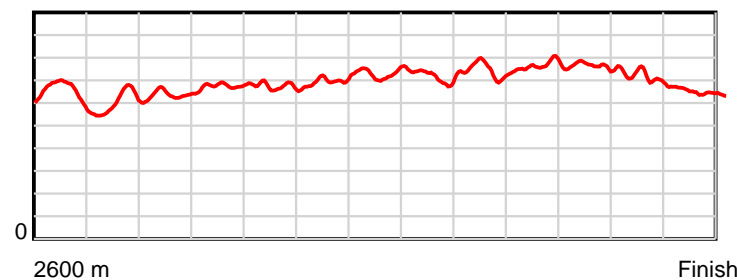
0.6 s Stride duration



20 m/sec Speed



100 % Stride efficiency



Note: Horizontal distance axis grid lines are 200m furlongs.

Disclaimer.

HRNZ and NZMTC and Thoroughbred Ratings Pty Ltd accepts no responsibility for the completeness or accuracy of any of the information contained herein, and makes no representations about its suitability for any particular purpose. Users should make their own judgements about those matters and/or seek independent advice. You assume all risks associated with use of the data provided on this page.



Race Results



November 12, 2024, Race 4, TAB JUNIOR FREE-FOR-ALL (MOBILE PACE), Distance 2600m, Addington - Survey 3200m

Result	TAB no.	Horse (Barrier)	2600 to	2400m to
12th	11	Franco Sinatra (10)	2400m	2200m
		Position in running (margin)	-	7(7.0)
		Sectional time (s)	14.07	15.37
		Cumulative time (s)	190.42	176.35
		Speed (m/s)	14.21	13.01
		Stride length (m)	6.88	6.53
		Stride duration (s)	0.467	0.502
		Stride efficiency (%)	73.86	66.60
		Stride count	29.09	30.64

Disclaimer.

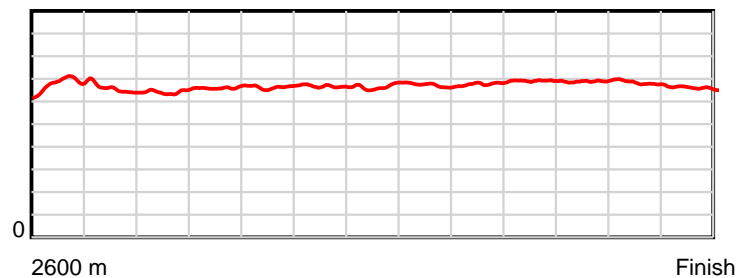
HRNZ and NZMTC and Thoroughbred Ratings Pty Ltd accepts no responsibility for the completeness or accuracy of any of the information contained herein, and makes no representations about its suitability for any particular purpose. Users should make their own judgements about those matters and/or seek independent advice. You assume all risks associated with use of the data provided on this page.

Race Results

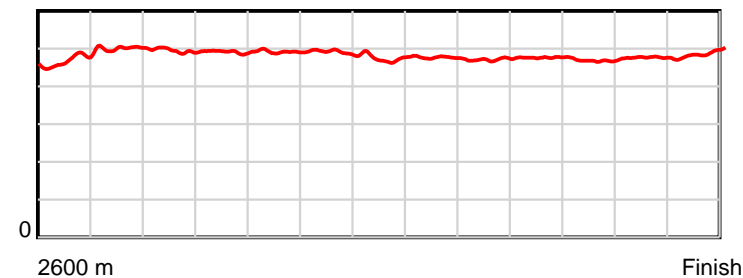
November 12, 2024, Race 4, TAB JUNIOR FREE-FOR-ALL (MOBILE PACE), Distance 2600m, Addington - Survey 3200m

Result	TAB no.	Horse (Barrier)	2200m to	2000m to	1800m to	1600m to	1400m to	1200m to	1000m to	800m to	600m to	400m to	200m to	Total or	Margin
12th	11	Franco Sinatra (10)	2000m	1800m	1600m	1400m	1200m	1000m	800m	600m	400m	200m	WP	Average	
		Position in running (margin)	7(8.1)	8(8.2)	7(6.7)	7(6.0)	7(6.6)	4(2.8)	3(1.7)	4(2.6)	4(2.5)	5(3.0)	7(4.9)		5.20
		Sectional time (s)	15.81	15.01	15.30	14.99	14.32	14.37	14.10	13.91	13.92	14.25	15.00		
		Cumulative time (s)	160.98	145.17	130.16	114.86	99.87	85.55	71.18	57.08	43.17	29.25	15.00	3:10.42	
		Speed (m/s)	12.65	13.32	13.07	13.34	13.97	13.92	14.18	14.38	14.37	14.04	13.33	13.65	
		Stride length (m)	6.26	6.55	6.43	6.55	6.63	6.64	6.68	6.85	6.73	6.68	6.52	6.61	
		Stride duration (s)	0.495	0.491	0.492	0.491	0.475	0.477	0.471	0.476	0.469	0.476	0.489	0.484	
		Stride efficiency (%)	61.28	67.01	64.53	67.02	68.78	68.80	69.73	73.31	70.83	69.67	66.43	68.18	
		Stride count	31.94	30.54	31.12	30.54	30.15	30.14	29.94	29.20	29.71	29.95	30.67	393.63	

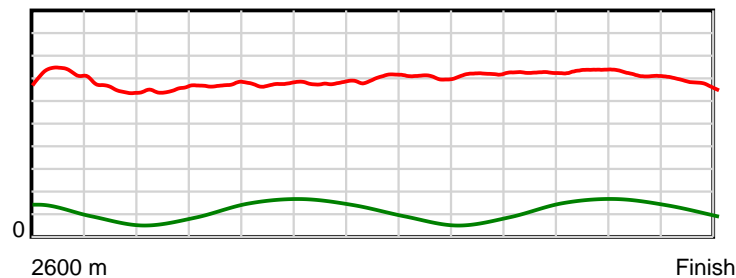
10 m Stride length



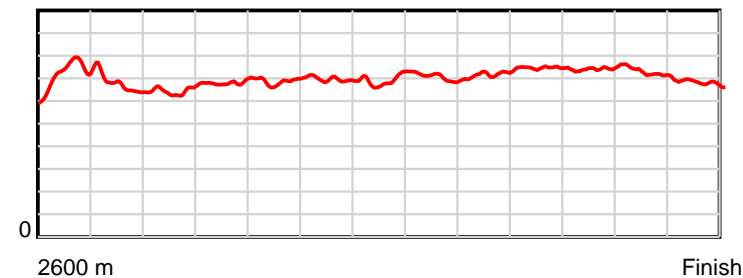
0.6 s Stride duration



20 m/sec Speed



100 % Stride efficiency



Note: Horizontal distance axis grid lines are 200m furlongs.

Disclaimer.

HRNZ and NZMTC and Thoroughbred Ratings Pty Ltd accepts no responsibility for the completeness or accuracy of any of the information contained herein, and makes no representations about its suitability for any particular purpose. Users should make their own judgements about those matters and/or seek independent advice. You assume all risks associated with use of the data provided on this page.



Race Results



November 12, 2024, Race 4, TAB JUNIOR FREE-FOR-ALL (MOBILE PACE), Distance 2600m, Addington - Survey 3200m

Result	TAB no.	Horse (Barrier)	2600 to	2400m to
13th	7	Mighty Looee (7)	2400m	2200m
		Position in running (margin)	-	3(2.8)
		Sectional time (s)	13.49	15.41
		Cumulative time (s)	191.54	178.05
		Speed (m/s)	14.83	12.98
		Stride length (m)	6.13	5.75
		Stride duration (s)	0.410	0.443
		Stride efficiency (%)	58.73	51.63
		Stride count	32.62	34.80

Disclaimer.

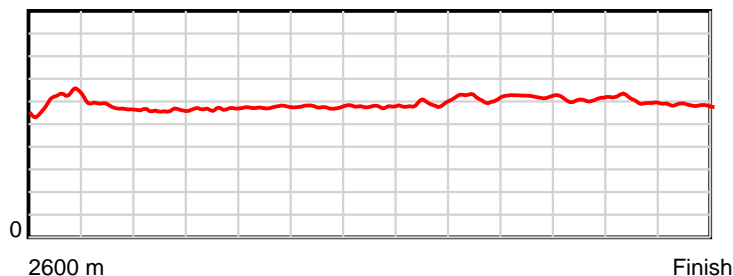
HRNZ and NZMTC and Thoroughbred Ratings Pty Ltd accepts no responsibility for the completeness or accuracy of any of the information contained herein, and makes no representations about its suitability for any particular purpose. Users should make their own judgements about those matters and/or seek independent advice. You assume all risks associated with use of the data provided on this page.

Race Results

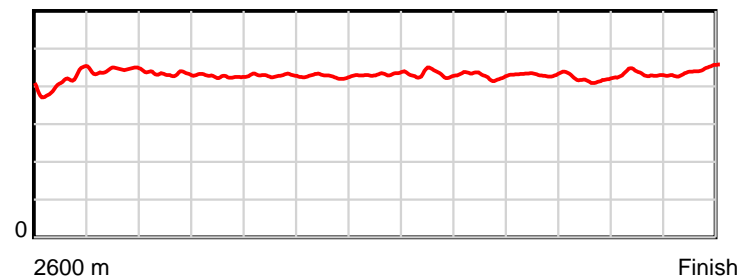
November 12, 2024, Race 4, TAB JUNIOR FREE-FOR-ALL (MOBILE PACE), Distance 2600m, Addington - Survey 3200m

Result	TAB no.	Horse (Barrier)	2200m to	2000m to	1800m to	1600m to	1400m to	1200m to	1000m to	800m to	600m to	400m to	200m to	Total or	Margin
13th	7	Mighty Looee (7)	2000m	1800m	1600m	1400m	1200m	1000m	800m	600m	400m	200m	WP	Average	
		Position in running (margin)	4(4.1)	4(4.0)	3(2.9)	2(2.0)	3(2.3)	3(2.3)	6(3.5)	6(4.6)	7(4.1)	11(5.8)	13(9.4)		11.30
		Sectional time (s)	15.76	15.07	15.27	14.94	14.96	14.74	14.14	13.85	14.11	14.54	15.26		
		Cumulative time (s)	162.64	146.88	131.81	116.54	101.60	86.64	71.90	57.76	43.91	29.80	15.26	3:11.54	
		Speed (m/s)	12.69	13.27	13.10	13.39	13.37	13.57	14.14	14.44	14.17	13.76	13.11	13.57	
		Stride length (m)	5.50	5.66	5.62	5.71	5.78	5.86	6.06	6.23	5.93	5.96	5.82	5.84	
		Stride duration (s)	0.433	0.427	0.429	0.426	0.432	0.432	0.428	0.432	0.419	0.433	0.444	0.430	
		Stride efficiency (%)	47.22	50.07	49.35	50.88	52.16	53.69	57.32	60.72	54.98	55.55	52.87	53.28	
		Stride count	36.38	35.33	35.59	35.05	34.62	34.12	33.02	32.08	33.72	33.54	34.38	445.25	

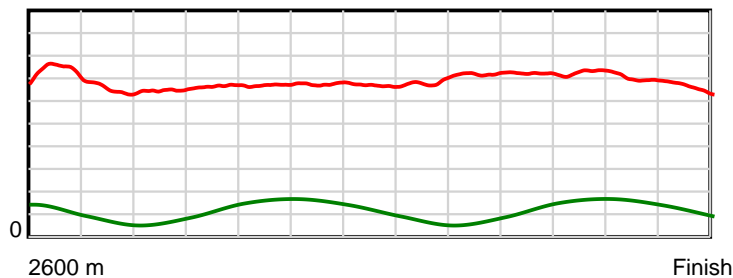
10 m Stride length



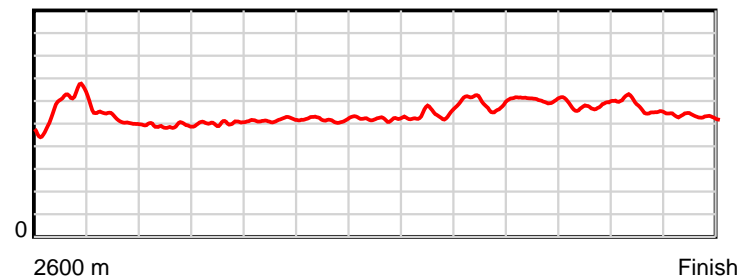
0.6 s Stride duration



20 m/sec Speed



100 % Stride efficiency



Note: Horizontal distance axis grid lines are 200m furlongs.

Disclaimer.

HRNZ and NZMTC and Thoroughbred Ratings Pty Ltd accepts no responsibility for the completeness or accuracy of any of the information contained herein, and makes no representations about its suitability for any particular purpose. Users should make their own judgements about those matters and/or seek independent advice. You assume all risks associated with use of the data provided on this page.