



Race Results

NZ Metropolitan Trotting Club Inc, HRNZ, November 12, 2024

Compilation date: November 12, 2024, 2:26:40 PM (NZDT)

Copyright © 2024 HRNZ and NZMTC. All rights reserved.

Trademarks.

StrideMASTER is a registered trademark of Thoroughbred Ratings Pty Ltd.

Disclaimer.

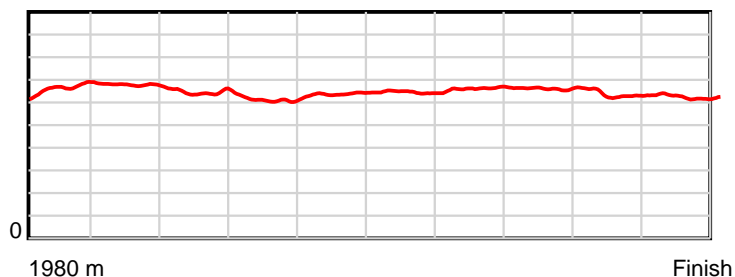
HRNZ and NZMTC and Thoroughbred Ratings Pty Ltd accepts no responsibility for the completeness or accuracy of any of the information contained herein, and makes no representations about its suitability for any particular purpose. Users should make their own judgements about those matters and/or seek independent advice. You assume all risks associated with use of the data provided on this page.

Race Results

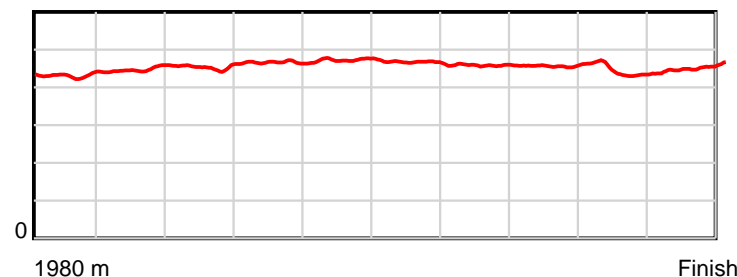
November 12, 2024, Race 5, NEVELE R 3YO FILLIES SERIES FINAL (MOBILE PACE), Distance 1980m, Addington - Survey 1980m

Result	TAB no.	Horse (Barrier)	1980 to	1800m to	1600m to	1400m to	1200m to	1000m to	800m to	600m to	400m to	200m to	Total or	Margin
1st	12	Treacherous Ba... (10)	1800m	1600m	1400m	1200m	1000m	800m	600m	400m	200m	WP	Average	
		Position in running (margin)	-	7(4.5)	4(2.9)	2(1.4)	3(2.2)	4(3.0)	4(2.0)	4(1.8)	4(1.5)	2(1.5)		0.00
		Sectional time (s)	12.29	13.78	14.63	15.23	15.07	14.65	13.86	14.24	14.36	14.54		
		Cumulative time (s)	142.65	130.36	116.58	101.95	86.72	71.65	57.00	43.14	28.90	14.54	2:22.65	
		Speed (m/s)	14.65	14.51	13.67	13.13	13.27	13.65	14.43	14.04	13.93	13.76	13.88	
		Stride length (m)	6.58	6.50	6.21	6.12	6.28	6.36	6.62	6.42	6.15	6.23	6.34	
		Stride duration (s)	0.432	0.448	0.454	0.466	0.473	0.466	0.459	0.457	0.442	0.453	0.457	
		Stride efficiency (%)	67.62	66.01	60.22	58.57	61.61	63.14	68.41	64.49	59.16	60.72	62.83	
		Stride count	27.36	30.77	32.22	32.67	31.85	31.46	30.23	31.13	32.50	32.08	312.27	

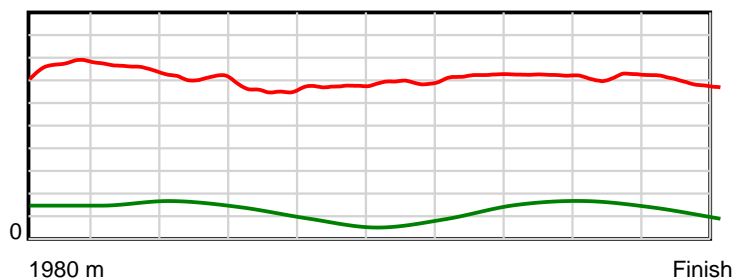
10 m Stride length



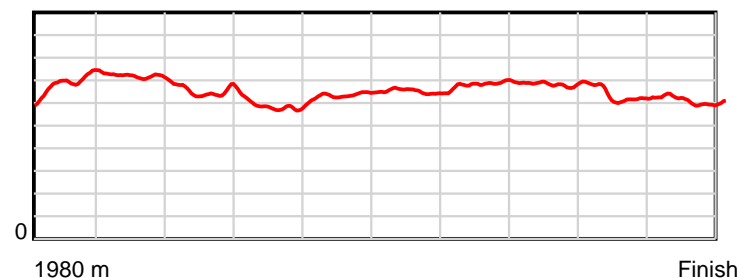
0.6 s Stride duration



20 m/sec Speed



100 % Stride efficiency



Note: Horizontal distance axis grid lines are 200m furlongs.

Disclaimer.

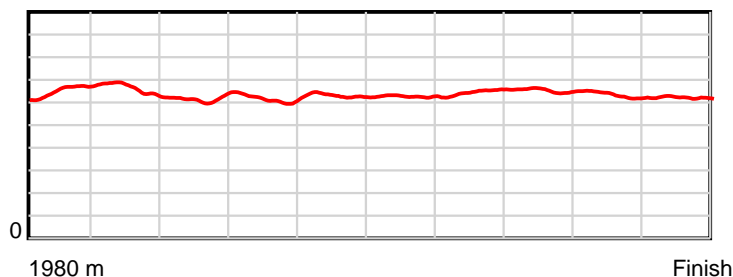
HRNZ and NZMTC and Thoroughbred Ratings Pty Ltd accepts no responsibility for the completeness or accuracy of any of the information contained herein, and makes no representations about its suitability for any particular purpose. Users should make their own judgements about those matters and/or seek independent advice. You assume all risks associated with use of the data provided on this page.

Race Results

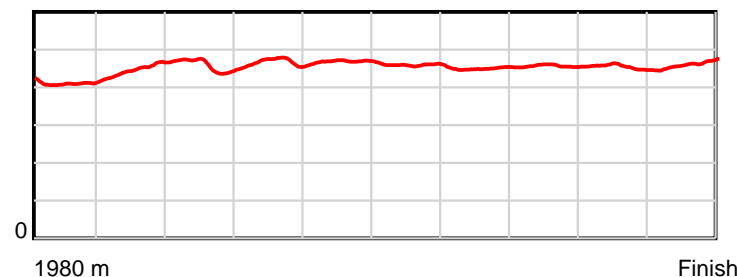
November 12, 2024, Race 5, NEVELE R 3YO FILLIES SERIES FINAL (MOBILE PACE), Distance 1980m, Addington - Survey 1980m

Result	TAB no.	Horse (Barrier)	1980 to	1800m to	1600m to	1400m to	1200m to	1000m to	800m to	600m to	400m to	200m to	Total or	Margin
2nd	9	Duchess Megxit (7)	1800m	1600m	1400m	1200m	1000m	800m	600m	400m	200m	WP	Average	
		Position in running (margin)	-	1(0.0)	1(0.0)	1(0.0)	1(0.0)	1(0.0)	1(0.0)	1(0.0)	1(0.0)	1(0.0)		0.40
		Sectional time (s)	11.44	14.05	14.88	15.11	14.93	14.82	13.89	14.29	14.37	14.95		
		Cumulative time (s)	142.73	131.29	117.24	102.36	87.25	72.32	57.50	43.61	29.32	14.95	2:22.73	
		Speed (m/s)	15.74	14.23	13.44	13.24	13.40	13.50	14.40	14.00	13.92	13.38	13.87	
		Stride length (m)	6.47	6.38	6.16	6.17	6.28	6.19	6.47	6.39	6.31	6.17	6.30	
		Stride duration (s)	0.409	0.448	0.458	0.466	0.469	0.458	0.450	0.456	0.454	0.462	0.454	
		Stride efficiency (%)	65.48	63.58	59.22	59.51	61.59	59.83	65.44	63.75	62.31	59.54	61.93	
		Stride count	27.81	31.35	32.49	32.41	31.86	32.32	30.91	31.31	31.67	32.40	314.53	

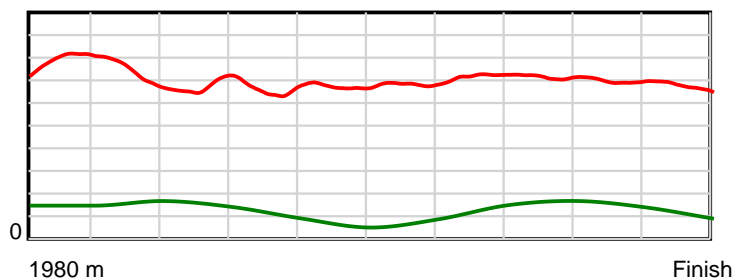
10 m Stride length



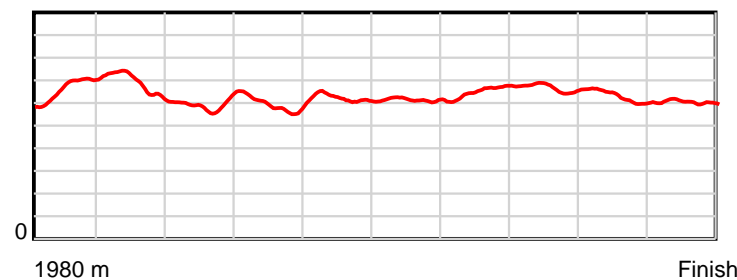
0.6 s Stride duration



20 m/sec Speed



100 % Stride efficiency



Note: Horizontal distance axis grid lines are 200m furlongs.

Disclaimer.

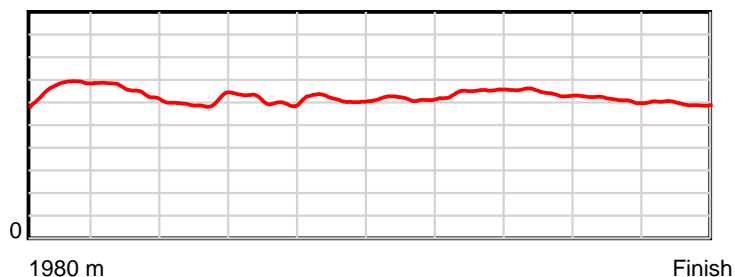
HRNZ and NZMTC and Thoroughbred Ratings Pty Ltd accepts no responsibility for the completeness or accuracy of any of the information contained herein, and makes no representations about its suitability for any particular purpose. Users should make their own judgements about those matters and/or seek independent advice. You assume all risks associated with use of the data provided on this page.

Race Results

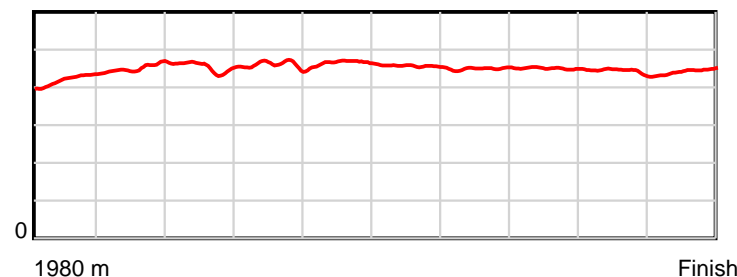
November 12, 2024, Race 5, NEVELE R 3YO FILLIES SERIES FINAL (MOBILE PACE), Distance 1980m, Addington - Survey 1980m

Result	TAB no.	Horse (Barrier)	1980 to	1800m to	1600m to	1400m to	1200m to	1000m to	800m to	600m to	400m to	200m to	Total or	Margin
3rd	2	Classic Elegan... (2)	1800m	1600m	1400m	1200m	1000m	800m	600m	400m	200m	WP	Average	
		Position in running (margin)	-	2(0.2)	2(1.1)	3(2.6)	4(2.4)	3(2.2)	3(1.0)	3(1.2)	3(0.9)	4(2.0)		2.00
		Sectional time (s)	11.50	14.20	15.13	15.07	14.90	14.62	13.92	14.24	14.55	14.88		
		Cumulative time (s)	143.01	131.51	117.31	102.18	87.11	72.21	57.59	43.67	29.43	14.88	2:23.01	
		Speed (m/s)	15.65	14.08	13.22	13.27	13.42	13.68	14.37	14.04	13.75	13.44	13.85	
		Stride length (m)	6.62	6.37	6.01	6.09	6.25	6.24	6.45	6.32	6.08	5.96	6.23	
		Stride duration (s)	0.422	0.452	0.454	0.459	0.466	0.456	0.449	0.450	0.442	0.444	0.450	
		Stride efficiency (%)	68.57	63.39	56.35	58.04	61.01	60.92	65.05	62.46	57.70	55.54	60.65	
		Stride count	27.17	31.40	33.30	32.82	32.01	32.03	31.00	31.63	32.91	33.55	317.82	

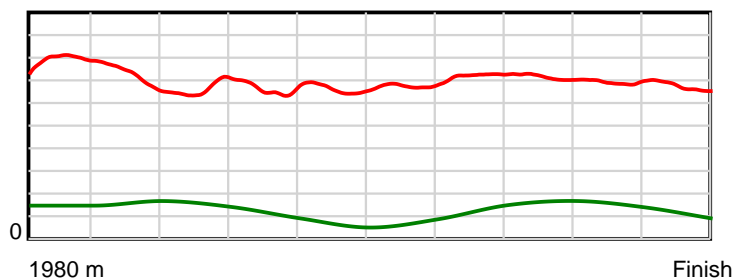
10 m Stride length



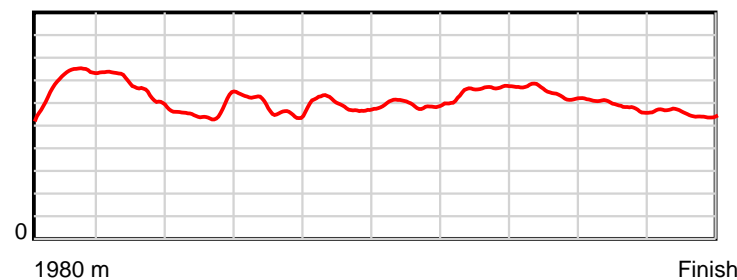
0.6 s Stride duration



20 m/sec Speed



100 % Stride efficiency



Note: Horizontal distance axis grid lines are 200m furlongs.

Disclaimer.

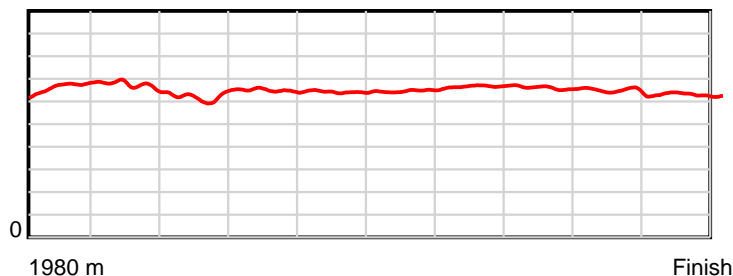
HRNZ and NZMTC and Thoroughbred Ratings Pty Ltd accepts no responsibility for the completeness or accuracy of any of the information contained herein, and makes no representations about its suitability for any particular purpose. Users should make their own judgements about those matters and/or seek independent advice. You assume all risks associated with use of the data provided on this page.

Race Results

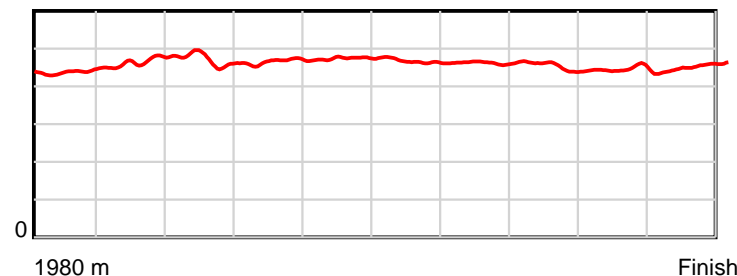
November 12, 2024, Race 5, NEVELE R 3YO FILLIES SERIES FINAL (MOBILE PACE), Distance 1980m, Addington - Survey 1980m

Result	TAB no.	Horse (Barrier)	1980 to	1800m to	1600m to	1400m to	1200m to	1000m to	800m to	600m to	400m to	200m to	Total or	Margin
4th	11	Ruby Roe (9)	1800m	1600m	1400m	1200m	1000m	800m	600m	400m	200m	WP	Average	
		Position in running (margin)	-	10(5.3)	10(6.7)	12(10.2)	8(5.5)	8(6.0)	9(5.0)	8(4.6)	8(4.8)	7(5.1)		2.40
		Sectional time (s)	12.30	14.28	15.46	14.34	15.01	14.66	13.83	14.31	14.43	14.46		
		Cumulative time (s)	143.08	130.78	116.50	101.04	86.70	71.69	57.03	43.20	28.89	14.46	2:23.08	
		Speed (m/s)	14.64	14.01	12.94	13.95	13.32	13.64	14.46	13.98	13.86	13.83	13.84	
		Stride length (m)	6.61	6.51	6.09	6.51	6.32	6.36	6.69	6.31	6.15	6.29	6.38	
		Stride duration (s)	0.438	0.465	0.471	0.466	0.474	0.466	0.462	0.452	0.444	0.455	0.461	
		Stride efficiency (%)	68.37	66.27	57.94	66.14	62.43	63.19	69.92	62.28	59.18	61.88	63.56	
		Stride count	27.21	30.71	32.85	30.74	31.64	31.45	29.90	31.68	32.50	31.78	310.46	

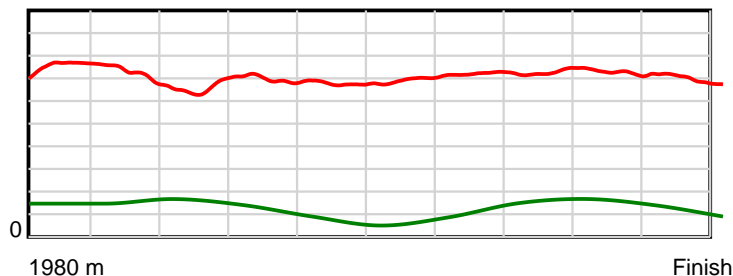
10 m Stride length



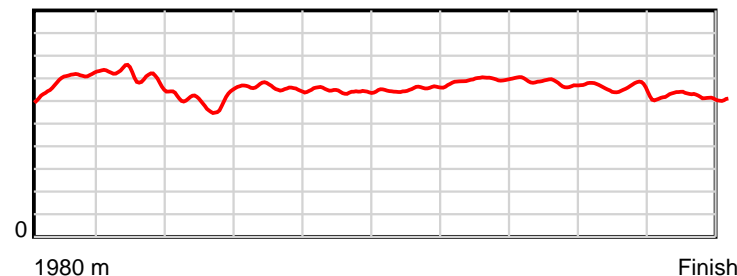
0.6 s Stride duration



20 m/sec Speed



100 % Stride efficiency



Note: Horizontal distance axis grid lines are 200m furlongs.

Disclaimer.

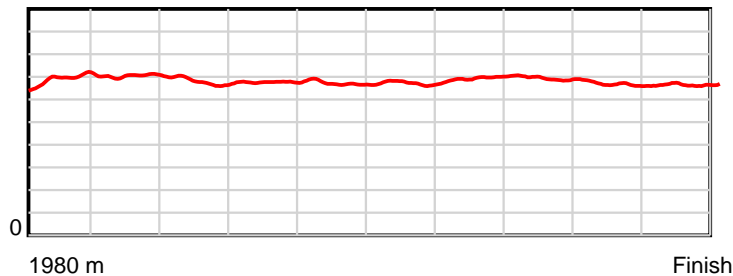
HRNZ and NZMTC and Thoroughbred Ratings Pty Ltd accepts no responsibility for the completeness or accuracy of any of the information contained herein, and makes no representations about its suitability for any particular purpose. Users should make their own judgements about those matters and/or seek independent advice. You assume all risks associated with use of the data provided on this page.

Race Results

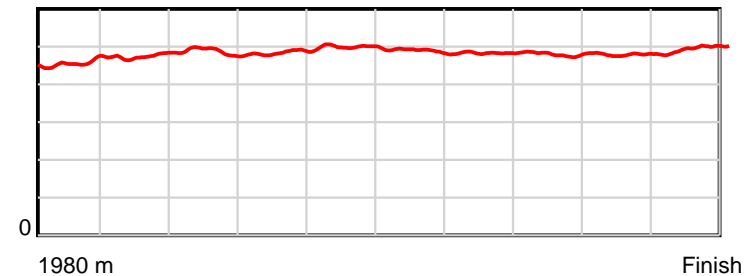
November 12, 2024, Race 5, NEVELE R 3YO FILLIES SERIES FINAL (MOBILE PACE), Distance 1980m, Addington - Survey 1980m

Result	TAB no.	Horse (Barrier)	1980 to	1800m to	1600m to	1400m to	1200m to	1000m to	800m to	600m to	400m to	200m to	Total or	Margin
5th	14	All You Need I... (12)	1800m	1600m	1400m	1200m	1000m	800m	600m	400m	200m	WP	Average	
		Position in running (margin)	-	9(5.1)	9(5.4)	6(5.2)	2(0.6)	2(1.1)	2(0.3)	2(0.1)	2(0.2)	3(1.7)		2.60
		Sectional time (s)	12.33	14.10	14.85	14.35	15.02	14.67	13.86	14.29	14.63	15.03		
		Cumulative time (s)	143.13	130.80	116.70	101.85	87.50	72.48	57.81	43.95	29.66	15.03	2:23.13	
		Speed (m/s)	14.60	14.18	13.47	13.94	13.32	13.63	14.43	14.00	13.67	13.31	13.83	
		Stride length (m)	6.88	6.74	6.55	6.76	6.65	6.66	6.98	6.72	6.54	6.62	6.70	
		Stride duration (s)	0.457	0.475	0.486	0.485	0.499	0.489	0.484	0.480	0.478	0.497	0.485	
		Stride efficiency (%)	74.05	70.94	67.04	71.42	69.13	69.36	76.05	70.47	66.75	68.41	70.24	
		Stride count	26.15	29.68	30.54	29.58	30.07	30.02	28.67	29.78	30.60	30.23	295.32	

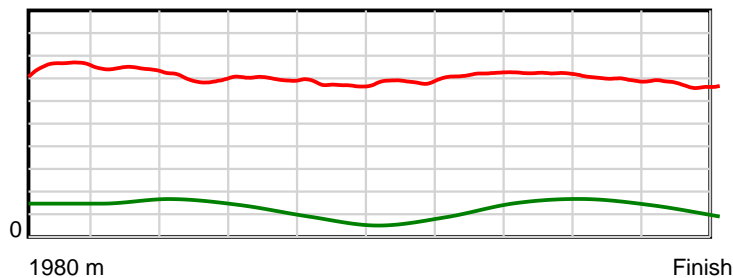
10 m Stride length



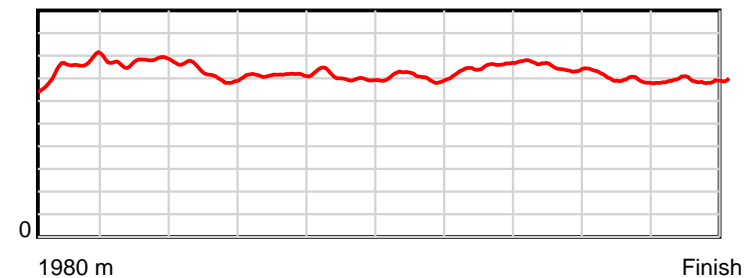
0.6 s Stride duration



20 m/sec Speed



100 % Stride efficiency



Note: Horizontal distance axis grid lines are 200m furlongs.

Disclaimer.

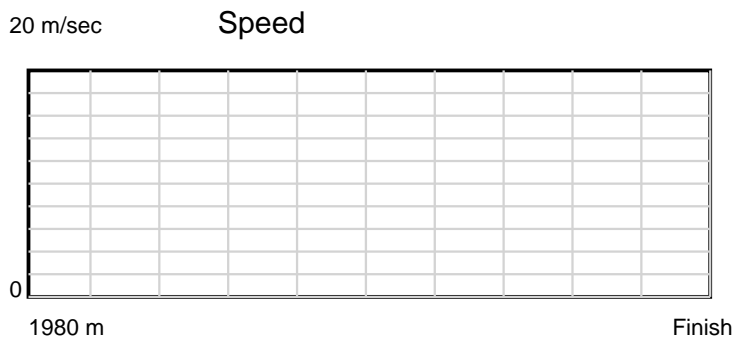
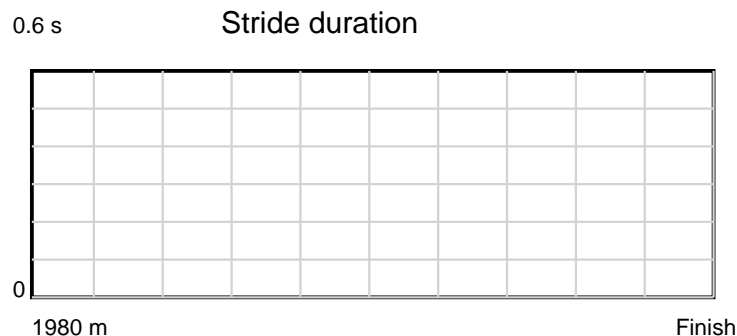
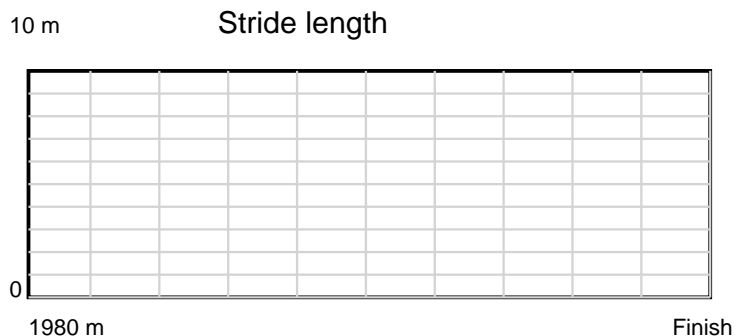
HRNZ and NZMTC and Thoroughbred Ratings Pty Ltd accepts no responsibility for the completeness or accuracy of any of the information contained herein, and makes no representations about its suitability for any particular purpose. Users should make their own judgements about those matters and/or seek independent advice. You assume all risks associated with use of the data provided on this page.



Race Results

November 12, 2024, Race 5, NEVELE R 3YO FILLIES SERIES FINAL (MOBILE PACE), Distance 1980m, Addington - Survey 1980m

Result	TAB no.	Horse (Barrier)	1980 to	1800m to	1600m to	1400m to	1200m to	1000m to	800m to	600m to	400m to	200m to	Total or	Margin
6th	8	Melody Banner (6)	1800m	1600m	1400m	1200m	1000m	800m	600m	400m	200m	WP	Average	
		Position in running (margin)	-	11(6.3)	13(9.6)	13(12.3)	13(9.7)	13(9.6)	13(8.0)	13(7.9)	13(8.1)	12(9.2)		4.70
		Sectional time (s)	12.61	14.60	15.33	14.68	14.92	14.54	13.88	14.31	14.55	14.09		
		Cumulative time (s)	143.51	130.90	116.30	100.97	86.29	71.37	56.83	42.95	28.64	14.09	2:23.51	
		Speed (m/s)	14.28	13.70	13.05	13.62	13.40	13.76	14.41	13.98	13.75	14.19	13.80	
		Stride length (m)	0.00	0.00	0.00	0.00	0.00	0.00	0.00	0.00	7275.48	1845.82	14142.86	
		Stride duration (s)	0.000	0.000	0.000	0.000	0.000	0.000	0.000	0.000	529.382	130.004	1025.057	
		Stride efficiency (%)	0.00	0.00	0.00	0.00	0.00	0.00	0.00	0.00	82715496.00	5324078.58	12563168.00	
		Stride count	0.00	0.00	0.00	0.00	0.00	0.00	0.00	0.00	0.03	0.11	0.14	



Note: Horizontal distance axis grid lines are 200m furlongs.

Disclaimer.

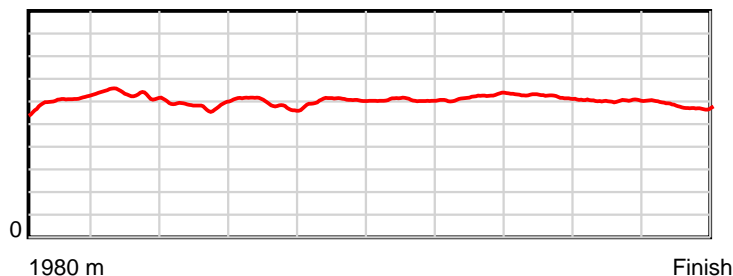
HRNZ and NZMTC and Thoroughbred Ratings Pty Ltd accepts no responsibility for the completeness or accuracy of any of the information contained herein, and makes no representations about its suitability for any particular purpose. Users should make their own judgements about those matters and/or seek independent advice. You assume all risks associated with use of the data provided on this page.

Race Results

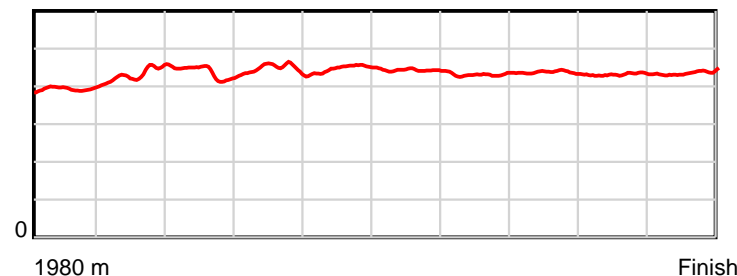
November 12, 2024, Race 5, NEVELE R 3YO FILLIES SERIES FINAL (MOBILE PACE), Distance 1980m, Addington - Survey 1980m

Result	TAB no.	Horse (Barrier)	1980 to	1800m to	1600m to	1400m to	1200m to	1000m to	800m to	600m to	400m to	200m to	Total or	Margin
7th	1	Shakira (1)	1800m	1600m	1400m	1200m	1000m	800m	600m	400m	200m	WP	Average	
		Position in running (margin)	-	6(2.9)	6(3.4)	5(5.0)	7(5.2)	5(3.7)	5(3.2)	6(3.0)	5(3.8)	6(4.3)		4.70
		Sectional time (s)	11.93	14.13	15.14	15.13	14.69	14.73	13.86	14.41	14.46	15.04		
		Cumulative time (s)	143.52	131.59	117.46	102.32	87.19	72.50	57.77	43.91	29.50	15.04	2:23.52	
		Speed (m/s)	15.09	14.15	13.21	13.22	13.61	13.58	14.43	13.88	13.83	13.30	13.80	
		Stride length (m)	5.99	6.15	5.77	5.91	6.10	6.01	6.21	6.07	5.96	5.80	5.99	
		Stride duration (s)	0.394	0.434	0.437	0.447	0.448	0.443	0.431	0.437	0.431	0.437	0.434	
		Stride efficiency (%)	56.09	59.05	51.95	54.49	58.12	56.42	60.32	57.56	55.55	52.64	56.14	
		Stride count	30.04	32.53	34.69	33.87	32.79	33.28	32.19	32.95	33.54	34.46	330.34	

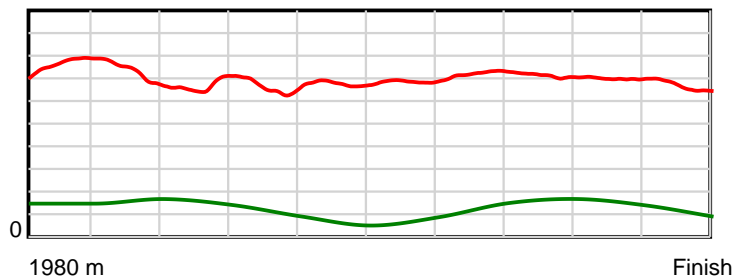
10 m Stride length



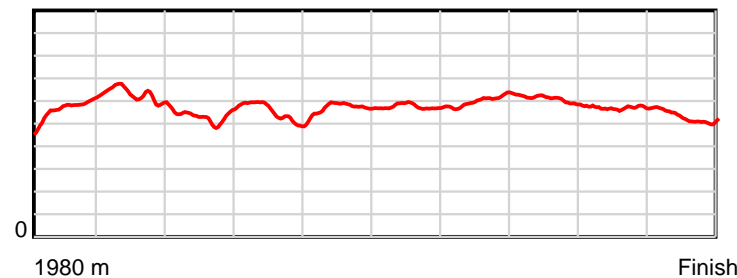
0.6 s Stride duration



20 m/sec Speed



100 % Stride efficiency



Note: Horizontal distance axis grid lines are 200m furlongs.

Disclaimer.

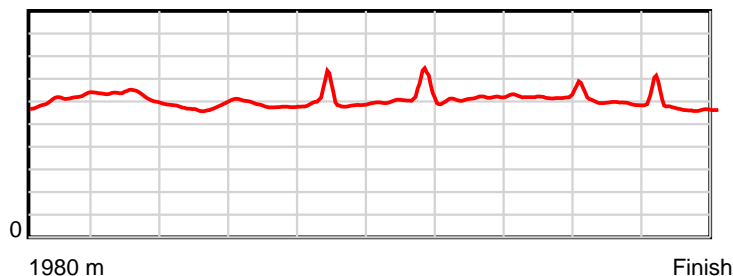
HRNZ and NZMTC and Thoroughbred Ratings Pty Ltd accepts no responsibility for the completeness or accuracy of any of the information contained herein, and makes no representations about its suitability for any particular purpose. Users should make their own judgements about those matters and/or seek independent advice. You assume all risks associated with use of the data provided on this page.

Race Results

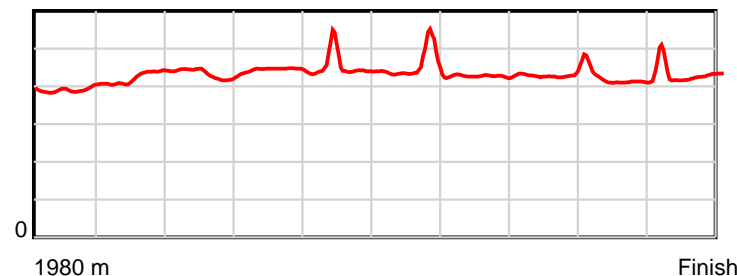
November 12, 2024, Race 5, NEVELE R 3YO FILLIES SERIES FINAL (MOBILE PACE), Distance 1980m, Addington - Survey 1980m

Result	TAB no.	Horse (Barrier)	1980 to	1800m to	1600m to	1400m to	1200m to	1000m to	800m to	600m to	400m to	200m to	Total or	Margin
8th	7	Reklaws Dream (5)	1800m	1600m	1400m	1200m	1000m	800m	600m	400m	200m	WP	Average	
		Position in running (margin)	-	3(1.4)	3(1.4)	4(3.5)	6(4.4)	7(5.1)	7(4.1)	7(3.8)	6(3.8)	5(4.1)		4.80
		Sectional time (s)	11.77	14.05	15.24	15.26	15.03	14.65	13.85	14.28	14.42	14.99		
		Cumulative time (s)	143.54	131.77	117.72	102.48	87.22	72.19	57.54	43.69	29.41	14.99	2:23.54	
		Speed (m/s)	15.30	14.23	13.12	13.11	13.31	13.65	14.44	14.01	13.87	13.34	13.79	
		Stride length (m)	6.06	6.04	5.68	5.82	5.95	6.06	6.18	6.05	5.87	5.68	5.93	
		Stride duration (s)	0.391	0.424	0.433	0.444	0.447	0.444	0.428	0.432	0.423	0.426	0.430	
		Stride efficiency (%)	57.47	57.04	50.46	52.94	55.35	57.45	59.65	57.15	53.81	50.35	55.02	
		Stride count	29.68	33.10	35.19	34.36	33.61	32.99	32.37	33.07	34.08	35.23	333.68	

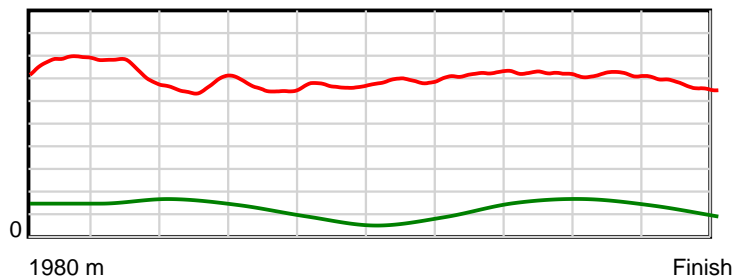
10 m Stride length



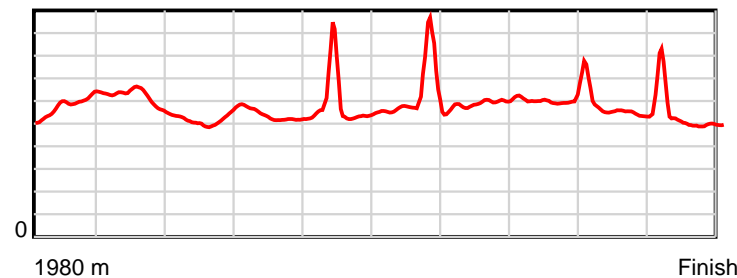
0.6 s Stride duration



20 m/sec Speed



100 % Stride efficiency



Note: Horizontal distance axis grid lines are 200m furlongs.

Disclaimer.

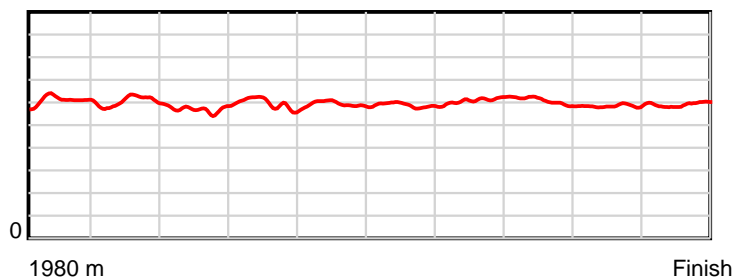
HRNZ and NZMTC and Thoroughbred Ratings Pty Ltd accepts no responsibility for the completeness or accuracy of any of the information contained herein, and makes no representations about its suitability for any particular purpose. Users should make their own judgements about those matters and/or seek independent advice. You assume all risks associated with use of the data provided on this page.

Race Results

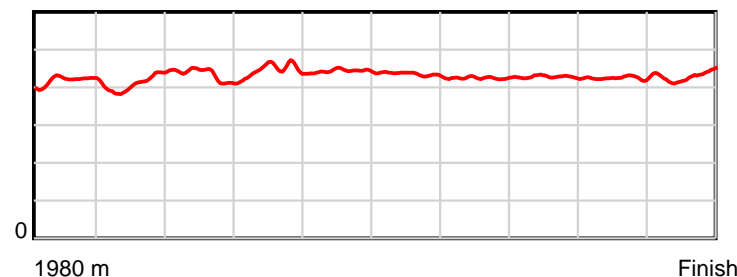
November 12, 2024, Race 5, NEVELE R 3YO FILLIES SERIES FINAL (MOBILE PACE), Distance 1980m, Addington - Survey 1980m

Result	TAB no.	Horse (Barrier)	1980 to	1800m to	1600m to	1400m to	1200m to	1000m to	800m to	600m to	400m to	200m to	Total or	Margin
9th	15	Louies Girl (13)	1800m	1600m	1400m	1200m	1000m	800m	600m	400m	200m	WP	Average	
		Position in running (margin)	-	13(8.5)	11(7.2)	11(9.0)	12(8.7)	12(7.6)	12(7.2)	12(7.3)	12(7.2)	11(8.6)		6.60
		Sectional time (s)	13.00	13.84	15.17	15.07	14.74	14.75	13.91	14.27	14.60	14.52		
		Cumulative time (s)	143.87	130.87	117.03	101.86	86.79	72.05	57.30	43.39	29.12	14.52	2:23.87	
		Speed (m/s)	13.85	14.45	13.18	13.27	13.57	13.56	14.38	14.02	13.70	13.77	13.76	
		Stride length (m)	6.08	5.94	5.70	5.94	6.02	5.90	6.11	5.98	5.83	5.93	5.94	
		Stride duration (s)	0.421	0.411	0.433	0.448	0.443	0.435	0.425	0.427	0.425	0.431	0.432	
		Stride efficiency (%)	57.76	55.22	50.85	55.10	56.54	54.39	58.33	55.96	53.06	54.94	55.13	
		Stride count	29.61	33.64	35.06	33.68	33.25	33.90	32.73	33.42	34.32	33.73	333.34	

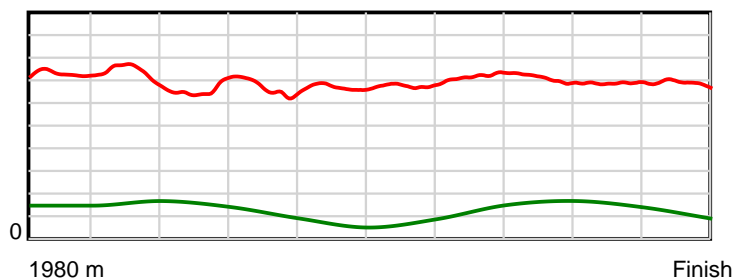
10 m Stride length



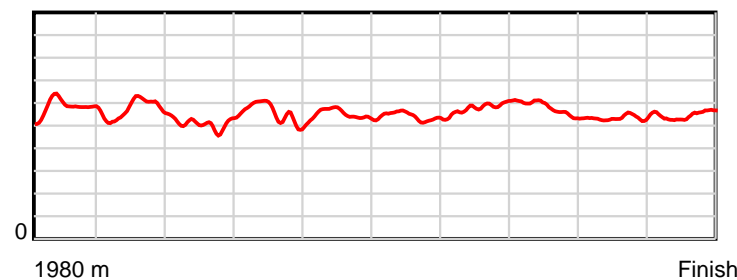
0.6 s Stride duration



20 m/sec Speed



100 % Stride efficiency



Note: Horizontal distance axis grid lines are 200m furlongs.

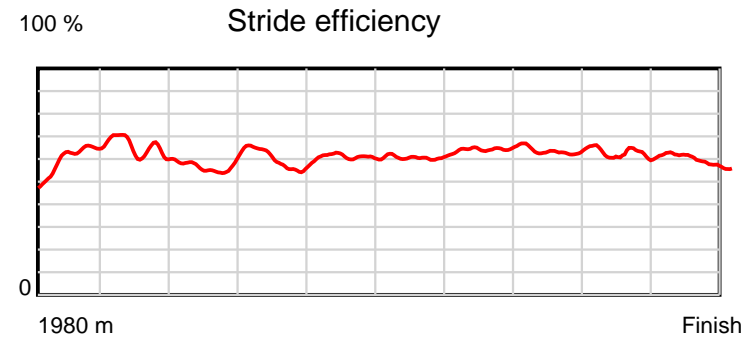
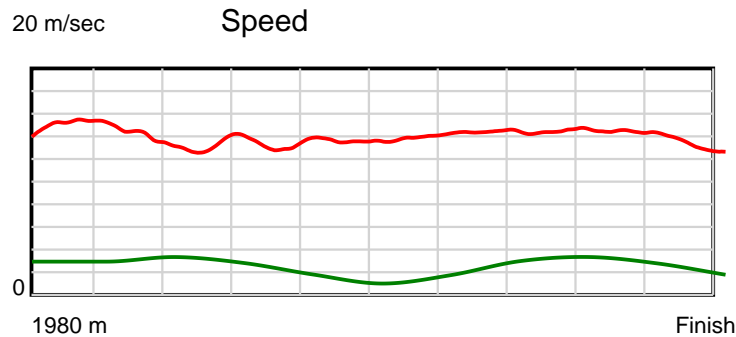
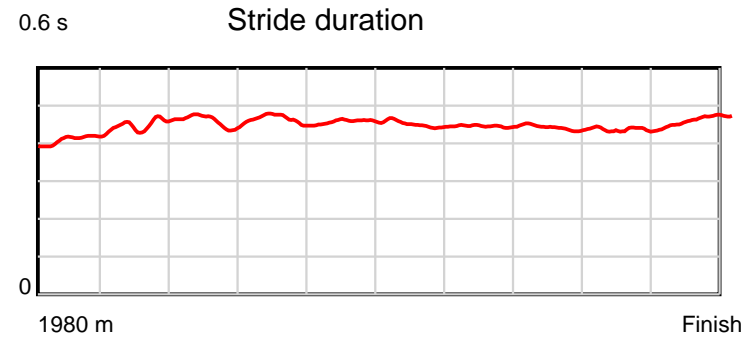
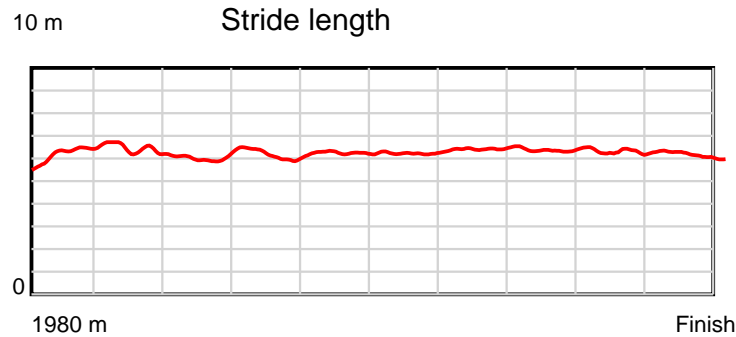
Disclaimer.

HRNZ and NZMTC and Thoroughbred Ratings Pty Ltd accepts no responsibility for the completeness or accuracy of any of the information contained herein, and makes no representations about its suitability for any particular purpose. Users should make their own judgements about those matters and/or seek independent advice. You assume all risks associated with use of the data provided on this page.

Race Results

November 12, 2024, Race 5, NEVELE R 3YO FILLIES SERIES FINAL (MOBILE PACE), Distance 1980m, Addington - Survey 1980m

Result	TAB no.	Horse (Barrier)	1980 to	1800m to	1600m to	1400m to	1200m to	1000m to	800m to	600m to	400m to	200m to	Total or	Margin
10th	3	Ultimate Racy ... (3)	1800m	1600m	1400m	1200m	1000m	800m	600m	400m	200m	WP	Average	
		Position in running (margin)	-	5(2.9)	8(4.8)	9(7.7)	11(7.3)	11(7.5)	11(7.0)	11(6.5)	11(6.7)	10(7.0)		7.70
		Sectional time (s)	11.88	14.37	15.36	15.05	14.97	14.73	13.81	14.31	14.42	15.17		
		Cumulative time (s)	144.07	132.19	117.82	102.46	87.41	72.44	57.71	43.90	29.59	15.17	2:24.07	
		Speed (m/s)	15.15	13.92	13.02	13.29	13.36	13.58	14.48	13.98	13.87	13.18	13.74	
		Stride length (m)	6.25	6.27	5.97	6.16	6.12	6.10	6.46	6.17	6.03	6.14	6.16	
		Stride duration (s)	0.411	0.451	0.459	0.463	0.458	0.450	0.446	0.441	0.435	0.466	0.449	
		Stride efficiency (%)	61.01	61.49	55.72	59.25	58.62	58.19	65.26	59.40	56.89	58.90	59.38	
		Stride count	28.81	31.88	33.49	32.48	32.65	32.77	30.95	32.44	33.15	32.58	321.20	



Note: Horizontal distance axis grid lines are 200m furlongs.

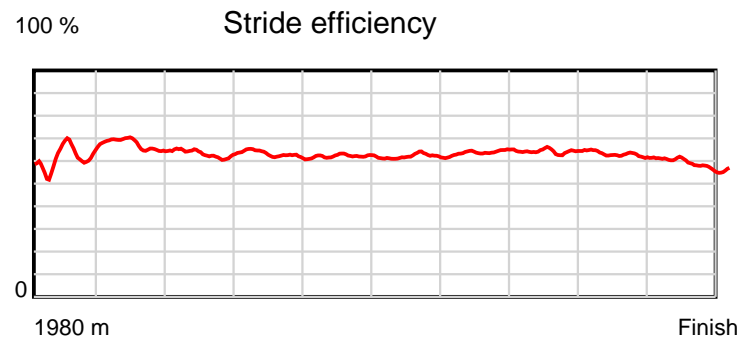
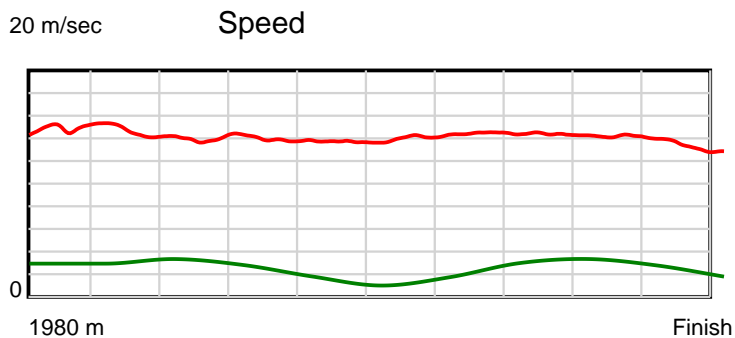
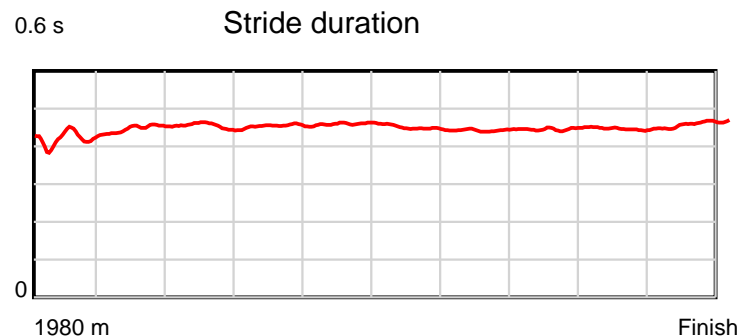
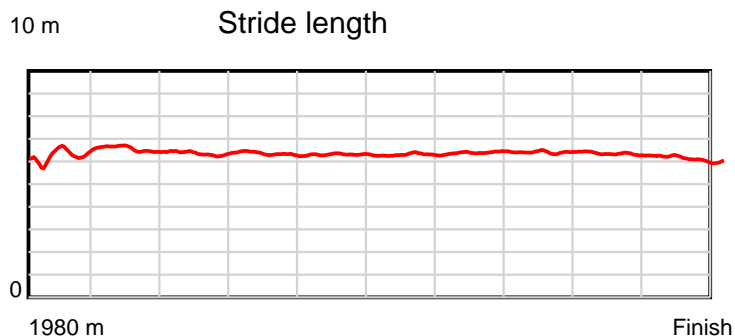
Disclaimer.

HRNZ and NZMTC and Thoroughbred Ratings Pty Ltd accepts no responsibility for the completeness or accuracy of any of the information contained herein, and makes no representations about its suitability for any particular purpose. Users should make their own judgements about those matters and/or seek independent advice. You assume all risks associated with use of the data provided on this page.

Race Results

November 12, 2024, Race 5, NEVELE R 3YO FILLIES SERIES FINAL (MOBILE PACE), Distance 1980m, Addington - Survey 1980m

Result	TAB no.	Horse (Barrier)	1980 to	1800m to	1600m to	1400m to	1200m to	1000m to	800m to	600m to	400m to	200m to	Total or	Margin
11th	13	Arden's Memory (11)	1800m	1600m	1400m	1200m	1000m	800m	600m	400m	200m	WP	Average	
		Position in running (margin)	-	12(6.6)	12(8.0)	10(8.1)	5(3.8)	6(4.2)	6(3.3)	5(2.6)	7(4.7)	8(6.6)		7.90
		Sectional time (s)	12.48	14.28	14.90	14.39	15.01	14.65	13.78	14.64	14.69	15.29		
		Cumulative time (s)	144.11	131.63	117.35	102.45	88.06	73.05	58.40	44.62	29.98	15.29	2:24.11	
		Speed (m/s)	14.43	14.01	13.42	13.90	13.32	13.65	14.51	13.66	13.61	13.08	13.74	
		Stride length (m)	6.17	6.26	6.09	6.32	6.13	6.12	6.43	6.09	6.07	6.04	6.17	
		Stride duration (s)	0.420	0.447	0.453	0.455	0.460	0.448	0.443	0.446	0.446	0.462	0.449	
		Stride efficiency (%)	59.51	61.30	57.87	62.45	58.72	58.47	64.64	58.03	57.53	57.04	59.49	
		Stride count	29.17	31.93	32.86	31.64	32.63	32.70	31.10	32.82	32.96	33.10	320.91	



Note: Horizontal distance axis grid lines are 200m furlongs.

Disclaimer.

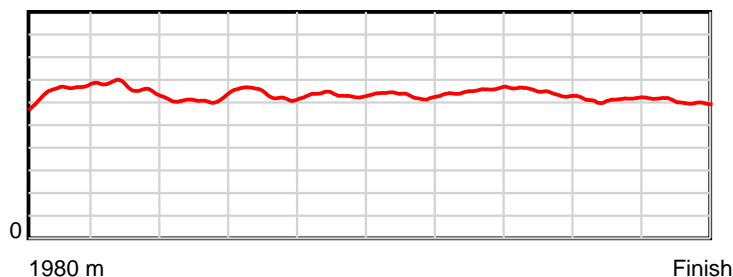
HRNZ and NZMTC and Thoroughbred Ratings Pty Ltd accepts no responsibility for the completeness or accuracy of any of the information contained herein, and makes no representations about its suitability for any particular purpose. Users should make their own judgements about those matters and/or seek independent advice. You assume all risks associated with use of the data provided on this page.

Race Results

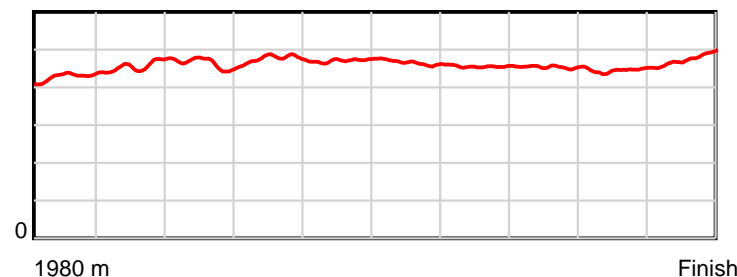
November 12, 2024, Race 5, NEVELE R 3YO FILLIES SERIES FINAL (MOBILE PACE), Distance 1980m, Addington - Survey 1980m

Result	TAB no.	Horse (Barrier)	1980 to	1800m to	1600m to	1400m to	1200m to	1000m to	800m to	600m to	400m to	200m to	Total or	Margin
12th	10	Flying Ellie (8)	1800m	1600m	1400m	1200m	1000m	800m	600m	400m	200m	WP	Average	
		Position in running (margin)	-	8(4.8)	7(3.9)	8(7.0)	10(6.8)	9(6.4)	8(4.9)	9(5.1)	9(4.9)	9(6.8)		11.90
		Sectional time (s)	12.24	13.91	15.39	15.07	14.86	14.57	13.93	14.25	14.68	15.95		
		Cumulative time (s)	144.85	132.61	118.70	103.31	88.24	73.38	58.81	44.88	30.63	15.95	2:24.85	
		Speed (m/s)	14.71	14.38	13.00	13.27	13.46	13.73	14.36	14.04	13.62	12.54	13.67	
		Stride length (m)	6.53	6.58	6.02	6.33	6.34	6.38	6.53	6.37	6.07	5.98	6.30	
		Stride duration (s)	0.430	0.458	0.463	0.477	0.471	0.465	0.455	0.454	0.445	0.477	0.461	
		Stride efficiency (%)	66.67	67.66	56.60	62.59	62.78	63.63	66.73	63.36	57.48	55.86	62.09	
		Stride count	27.56	30.39	33.23	31.60	31.55	31.34	30.61	31.41	32.98	33.45	314.12	

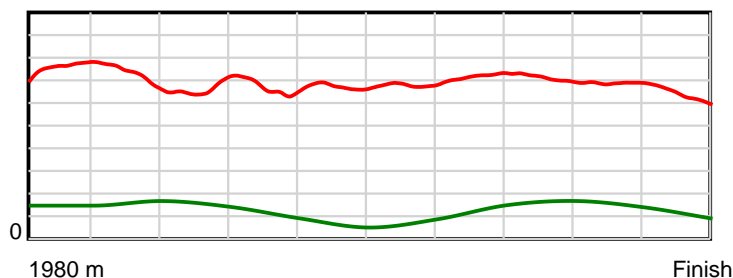
10 m Stride length



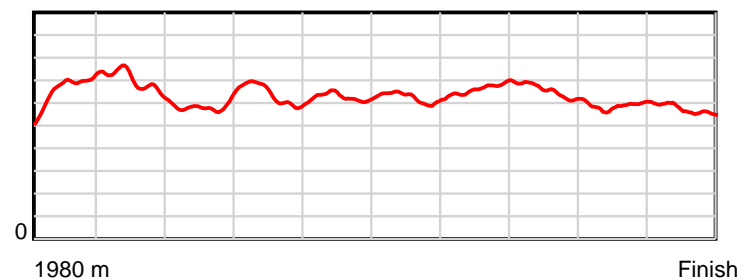
0.6 s Stride duration



20 m/sec Speed



100 % Stride efficiency



Note: Horizontal distance axis grid lines are 200m furlongs.

Disclaimer.

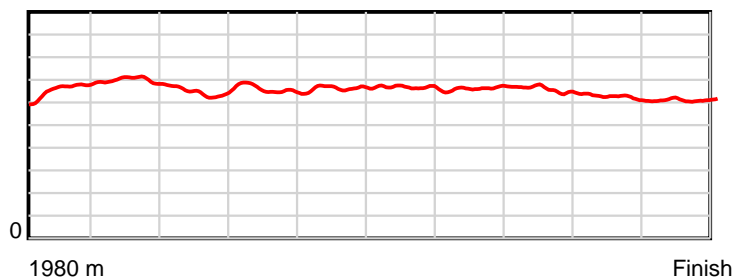
HRNZ and NZMTC and Thoroughbred Ratings Pty Ltd accepts no responsibility for the completeness or accuracy of any of the information contained herein, and makes no representations about its suitability for any particular purpose. Users should make their own judgements about those matters and/or seek independent advice. You assume all risks associated with use of the data provided on this page.

Race Results

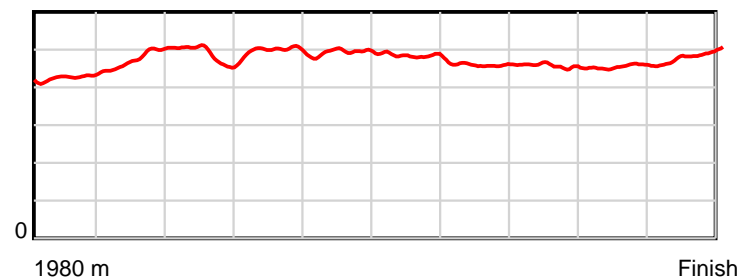
November 12, 2024, Race 5, NEVELE R 3YO FILLIES SERIES FINAL (MOBILE PACE), Distance 1980m, Addington - Survey 1980m

Result	TAB no.	Horse (Barrier)	1980 to	1800m to	1600m to	1400m to	1200m to	1000m to	800m to	600m to	400m to	200m to	Total or	Margin
13th	5	Post Painter (4)	1800m	1600m	1400m	1200m	1000m	800m	600m	400m	200m	WP	Average	
		Position in running (margin)	-	4(2.1)	5(2.9)	7(6.0)	9(6.3)	10(6.8)	10(6.0)	10(5.5)	10(6.2)	13(9.6)		14.40
		Sectional time (s)	11.82	14.19	15.40	15.16	15.02	14.68	13.81	14.39	14.94	15.90		
		Cumulative time (s)	145.31	133.49	119.30	103.90	88.74	73.72	59.04	45.23	30.84	15.90	2:25.31	
		Speed (m/s)	15.23	14.09	12.99	13.19	13.32	13.62	14.48	13.90	13.39	12.58	13.63	
		Stride length (m)	6.53	6.73	6.31	6.59	6.56	6.58	6.65	6.33	6.10	6.10	6.44	
		Stride duration (s)	0.427	0.477	0.486	0.500	0.493	0.483	0.459	0.456	0.456	0.485	0.473	
		Stride efficiency (%)	66.65	70.78	62.23	67.87	67.31	67.62	69.12	62.69	58.12	58.23	64.84	
		Stride count	27.56	29.72	31.69	30.35	30.47	30.40	30.07	31.58	32.79	32.76	307.39	

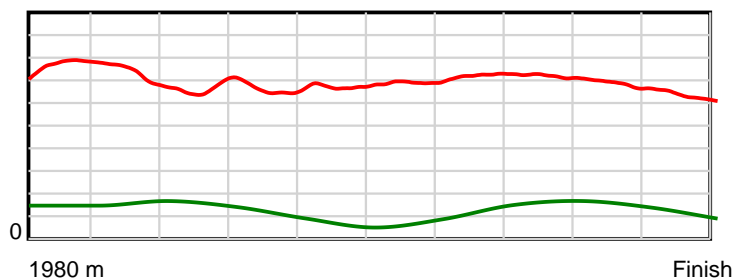
10 m Stride length



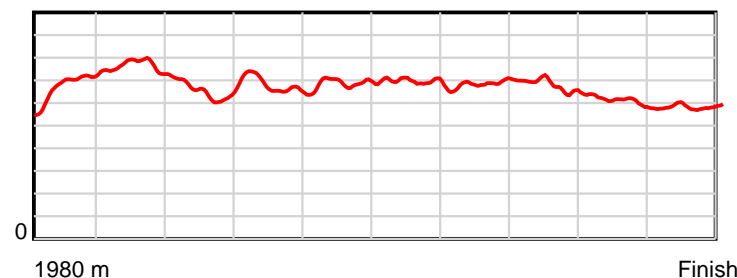
0.6 s Stride duration



20 m/sec Speed



100 % Stride efficiency



Note: Horizontal distance axis grid lines are 200m furlongs.

Disclaimer.

HRNZ and NZMTC and Thoroughbred Ratings Pty Ltd accepts no responsibility for the completeness or accuracy of any of the information contained herein, and makes no representations about its suitability for any particular purpose. Users should make their own judgements about those matters and/or seek independent advice. You assume all risks associated with use of the data provided on this page.