



## Race Results

NZ Metropolitan Trotting Club Inc, HRNZ, November 12, 2024

Compilation date: November 12, 2024, 3:12:55 PM (NZDT)

Copyright © 2024 HRNZ and NZMTC. All rights reserved.

### Trademarks.

StrideMASTER is a registered trademark of Thoroughbred Ratings Pty Ltd.

### Disclaimer.

HRNZ and NZMTC and Thoroughbred Ratings Pty Ltd accepts no responsibility for the completeness or accuracy of any of the information contained herein, and makes no representations about its suitability for any particular purpose. Users should make their own judgements about those matters and/or seek independent advice. You assume all risks associated with use of the data provided on this page.



# Race Results



November 12, 2024, Race 6, AOTEA ELECTRIC PACE, Distance 2600m, Addington - Survey 3200m

Result	TAB no.	Horse (Barrier)	2600 to	2400m to
1st	16	<b>The Lazarus Ef... (13)</b>	<b>2400m</b>	<b>2200m</b>
		Position in running (margin)	-	9(11.0)
		Sectional time (s)	17.14	15.17
		Cumulative time (s)	194.46	177.32
		Speed (m/s)	11.67	13.18
		Stride length (m)	5.28	5.56
		Stride duration (s)	0.424	0.422
		Stride efficiency (%)	43.63	48.35
		Stride count	37.85	35.95

#### Disclaimer.

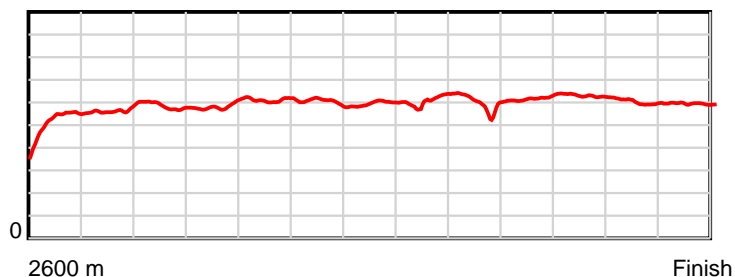
HRNZ and NZMTC and Thoroughbred Ratings Pty Ltd accepts no responsibility for the completeness or accuracy of any of the information contained herein, and makes no representations about its suitability for any particular purpose. Users should make their own judgements about those matters and/or seek independent advice. You assume all risks associated with use of the data provided on this page.

# Race Results

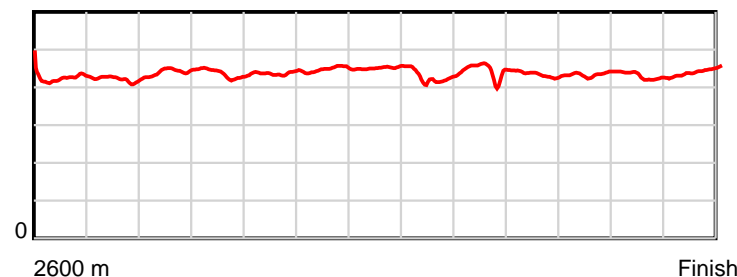
November 12, 2024, Race 6, AOTEA ELECTRIC PACE, Distance 2600m, Addington - Survey 3200m

Result	TAB no.	Horse (Barrier)	2200m to	2000m to	1800m to	1600m to	1400m to	1200m to	1000m to	800m to	600m to	400m to	200m to	Total or	Margin
1st	16	<b>The Lazarus Ef... (13)</b>	<b>2000m</b>	<b>1800m</b>	<b>1600m</b>	<b>1400m</b>	<b>1200m</b>	<b>1000m</b>	<b>800m</b>	<b>600m</b>	<b>400m</b>	<b>200m</b>	<b>WP</b>	<b>Average</b>	
		Position in running (margin)	10(13.5)	10(12.8)	11(14.3)	12(11.7)	8(6.3)	5(3.7)	1(0.0)	1(0.0)	1(0.0)	1(0.0)	1(0.0)		0.00
		Sectional time (s)	15.39	14.86	15.05	15.27	15.06	13.87	15.00	14.06	14.36	14.29	14.94		
		Cumulative time (s)	162.15	146.76	131.90	116.85	101.58	86.52	72.65	57.65	43.59	29.23	14.94	3:14.46	
		Speed (m/s)	13.00	13.46	13.29	13.10	13.28	14.42	13.33	14.22	13.93	14.00	13.39	13.37	
		Stride length (m)	5.73	5.87	5.82	5.87	6.01	6.10	5.92	6.16	6.07	5.99	5.95	5.86	
		Stride duration (s)	0.441	0.436	0.438	0.448	0.452	0.423	0.444	0.433	0.436	0.428	0.444	0.438	
		Stride efficiency (%)	51.38	53.83	53.01	53.80	56.43	58.06	54.77	59.34	57.53	56.02	55.32	53.71	
		Stride count	34.88	34.08	34.34	34.09	33.28	32.81	33.78	32.46	32.96	33.40	33.61	443.49	

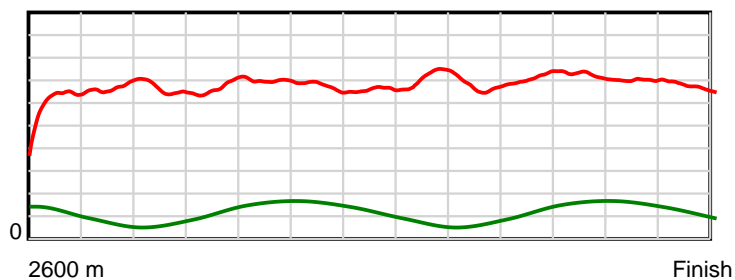
10 m Stride length



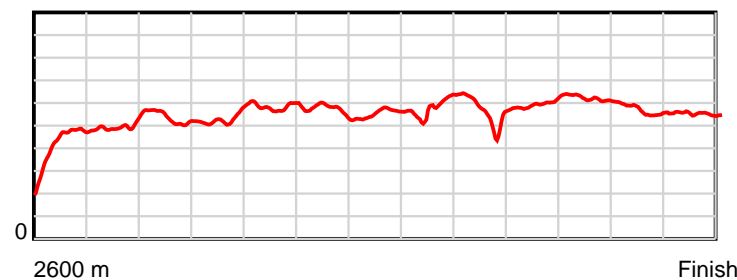
0.6 s Stride duration



20 m/sec Speed



100 % Stride efficiency



Note: Horizontal distance axis grid lines are 200m furlongs.

## Disclaimer.

HRNZ and NZMTC and Thoroughbred Ratings Pty Ltd accepts no responsibility for the completeness or accuracy of any of the information contained herein, and makes no representations about its suitability for any particular purpose. Users should make their own judgements about those matters and/or seek independent advice. You assume all risks associated with use of the data provided on this page.



# Race Results



November 12, 2024, Race 6, AOTEA ELECTRIC PACE, Distance 2600m, Addington - Survey 3200m

Result	TAB no.	Horse (Barrier)	2600 to	2400m to
2nd	11	<b>Tempo Warrior (9)</b>	<b>2400m</b>	<b>2200m</b>
		Position in running (margin)	-	1(0.0)
		Sectional time (s)	15.23	14.76
		Cumulative time (s)	195.28	180.05
		Speed (m/s)	13.13	13.55
		Stride length (m)	5.61	6.12
		Stride duration (s)	0.425	0.451
		Stride efficiency (%)	49.17	58.51
		Stride count	35.65	32.69

#### Disclaimer.

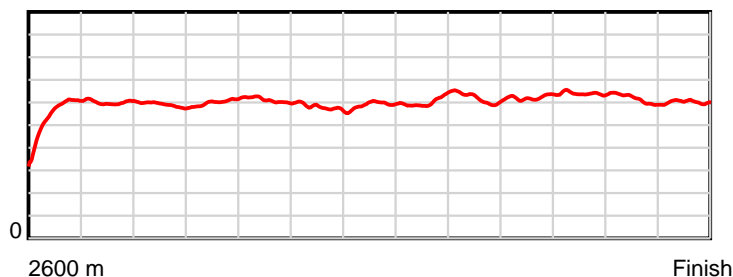
HRNZ and NZMTC and Thoroughbred Ratings Pty Ltd accepts no responsibility for the completeness or accuracy of any of the information contained herein, and makes no representations about its suitability for any particular purpose. Users should make their own judgements about those matters and/or seek independent advice. You assume all risks associated with use of the data provided on this page.

# Race Results

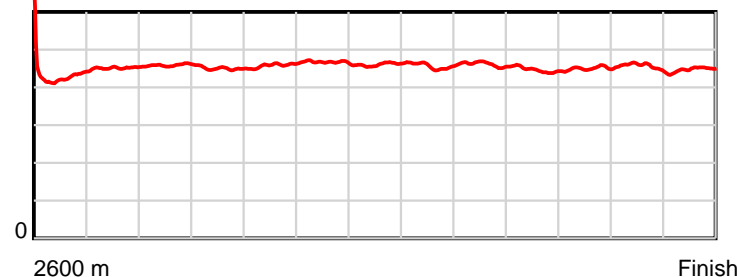
November 12, 2024, Race 6, AOTEA ELECTRIC PACE, Distance 2600m, Addington - Survey 3200m

Result	TAB no.	Horse (Barrier)	2200m to	2000m to	1800m to	1600m to	1400m to	1200m to	1000m to	800m to	600m to	400m to	200m to	Total or	Margin
2nd	11	<b>Tempo Warrior (9)</b>	<b>2000m</b>	<b>1800m</b>	<b>1600m</b>	<b>1400m</b>	<b>1200m</b>	<b>1000m</b>	<b>800m</b>	<b>600m</b>	<b>400m</b>	<b>200m</b>	<b>WP</b>	<b>Average</b>	
		Position in running (margin)	1(0.0)	1(0.0)	2(1.9)	2(1.9)	3(2.1)	3(1.9)	3(3.0)	6(4.5)	7(4.4)	6(4.2)	5(5.7)		4.40
		Sectional time (s)	15.51	14.91	15.49	16.20	15.45	14.68	15.26	14.05	14.31	14.55	14.88		
		Cumulative time (s)	165.29	149.78	134.87	119.38	103.18	87.73	73.05	57.79	43.74	29.43	14.88	3:15.28	
		Speed (m/s)	12.89	13.41	12.91	12.35	12.94	13.62	13.11	14.23	13.98	13.75	13.44	13.31	
		Stride length (m)	5.91	6.04	5.92	5.76	5.96	6.22	6.04	6.36	6.29	6.26	6.02	6.03	
		Stride duration (s)	0.459	0.451	0.458	0.467	0.461	0.457	0.461	0.447	0.450	0.456	0.448	0.453	
		Stride efficiency (%)	54.65	57.10	54.70	51.88	55.60	60.47	57.02	63.29	61.84	61.32	56.55	56.88	
		Stride count	33.82	33.09	33.80	34.71	33.53	32.15	33.11	31.43	31.79	31.93	33.25	430.95	

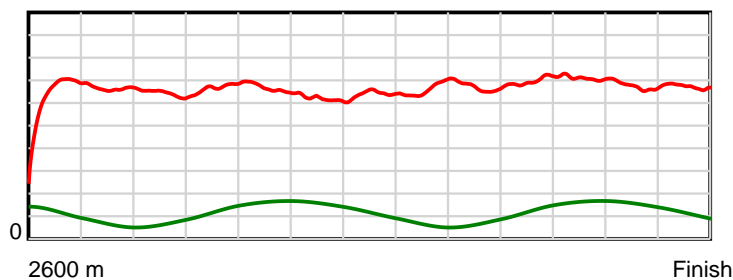
10 m Stride length



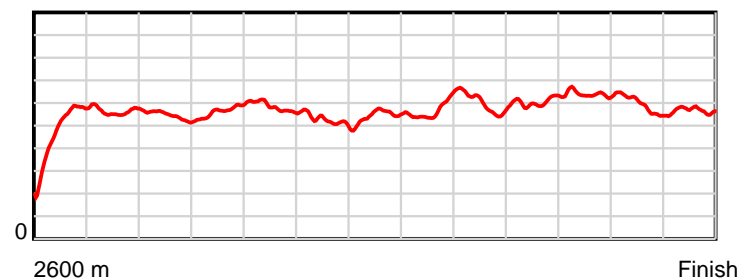
0.6 s Stride duration



20 m/sec Speed



100 % Stride efficiency



Note: Horizontal distance axis grid lines are 200m furlongs.

## Disclaimer.

HRNZ and NZMTC and Thoroughbred Ratings Pty Ltd accepts no responsibility for the completeness or accuracy of any of the information contained herein, and makes no representations about its suitability for any particular purpose. Users should make their own judgements about those matters and/or seek independent advice. You assume all risks associated with use of the data provided on this page.



# Race Results



November 12, 2024, Race 6, AOTEA ELECTRIC PACE, Distance 2600m, Addington - Survey 3200m

Result	TAB no.	Horse (Barrier)	2600 to	2400m to
3rd	6	<b>Take The Deal (5)</b>	<b>2400m</b>	<b>2200m</b>
		Position in running (margin)	-	6(9.3)
		Sectional time (s)	16.81	15.09
		Cumulative time (s)	195.30	178.49
		Speed (m/s)	11.90	13.25
		Stride length (m)	5.61	6.08
		Stride duration (s)	0.458	0.458
		Stride efficiency (%)	49.23	57.69
		Stride count	35.63	32.92

## Disclaimer.

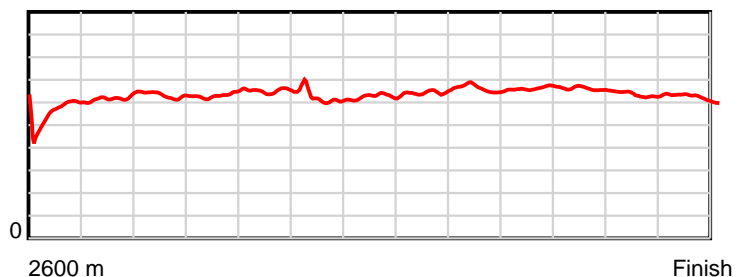
HRNZ and NZMTC and Thoroughbred Ratings Pty Ltd accepts no responsibility for the completeness or accuracy of any of the information contained herein, and makes no representations about its suitability for any particular purpose. Users should make their own judgements about those matters and/or seek independent advice. You assume all risks associated with use of the data provided on this page.

# Race Results

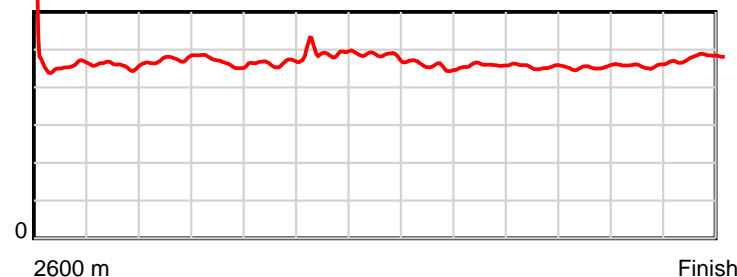
November 12, 2024, Race 6, AOTEA ELECTRIC PACE, Distance 2600m, Addington - Survey 3200m

Result	TAB no.	Horse (Barrier)	2200m to	2000m to	1800m to	1600m to	1400m to	1200m to	1000m to	800m to	600m to	400m to	200m to	Total or	Margin
3rd	6	<b>Take The Deal (5)</b>	<b>2000m</b>	<b>1800m</b>	<b>1600m</b>	<b>1400m</b>	<b>1200m</b>	<b>1000m</b>	<b>800m</b>	<b>600m</b>	<b>400m</b>	<b>200m</b>	<b>WP</b>	<b>Average</b>	
		Position in running (margin)	8(11.3)	9(11.1)	10(12.5)	9(8.8)	11(8.5)	11(8.2)	8(6.9)	4(3.1)	2(0.4)	2(0.9)	2(2.4)		4.60
		Sectional time (s)	15.49	14.83	14.88	16.11	15.43	14.27	14.37	13.62	14.43	14.54	15.43		
		Cumulative time (s)	163.40	147.91	133.08	118.20	102.09	86.66	72.39	58.02	44.40	29.97	15.43	3:15.30	
		Speed (m/s)	12.91	13.49	13.44	12.41	12.96	14.02	13.92	14.68	13.86	13.76	12.96	13.31	
		Stride length (m)	6.11	6.30	6.25	6.12	6.26	6.39	6.40	6.67	6.29	6.31	6.22	6.22	
		Stride duration (s)	0.473	0.467	0.465	0.493	0.483	0.456	0.460	0.454	0.454	0.459	0.480	0.467	
		Stride efficiency (%)	58.31	62.06	60.99	58.44	61.33	63.82	64.02	69.46	61.81	62.29	60.52	60.50	
		Stride count	32.74	31.74	32.01	32.70	31.93	31.30	31.25	30.00	31.80	31.68	32.14	417.84	

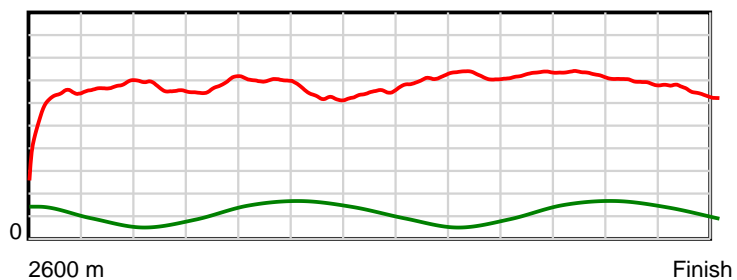
10 m Stride length



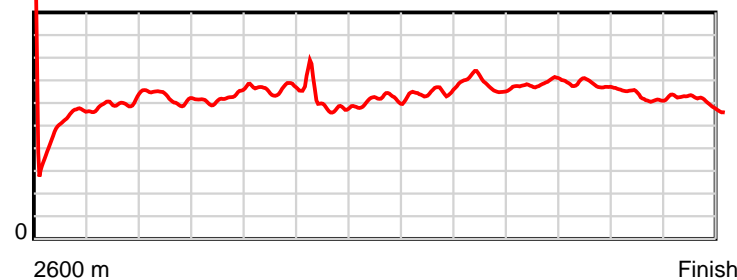
0.6 s Stride duration



20 m/sec Speed



100 % Stride efficiency



Note: Horizontal distance axis grid lines are 200m furlongs.

**Disclaimer.**

HRNZ and NZMTC and Thoroughbred Ratings Pty Ltd accepts no responsibility for the completeness or accuracy of any of the information contained herein, and makes no representations about its suitability for any particular purpose. Users should make their own judgements about those matters and/or seek independent advice. You assume all risks associated with use of the data provided on this page.



# Race Results



November 12, 2024, Race 6, AOTEA ELECTRIC PACE, Distance 2600m, Addington - Survey 3200m

Result	TAB no.	Horse (Barrier)	2600 to	2400m to
4th	17	Rise Up N Danc... (14)	2400m	2200m
		Position in running (margin)	-	8(10.9)
		Sectional time (s)	17.05	14.75
		Cumulative time (s)	195.64	178.59
		Speed (m/s)	11.73	13.56
		Stride length (m)	5.56	5.88
		Stride duration (s)	0.445	0.434
		Stride efficiency (%)	48.24	54.09
		Stride count	36.00	33.99

#### Disclaimer.

HRNZ and NZMTC and Thoroughbred Ratings Pty Ltd accepts no responsibility for the completeness or accuracy of any of the information contained herein, and makes no representations about its suitability for any particular purpose. Users should make their own judgements about those matters and/or seek independent advice. You assume all risks associated with use of the data provided on this page.

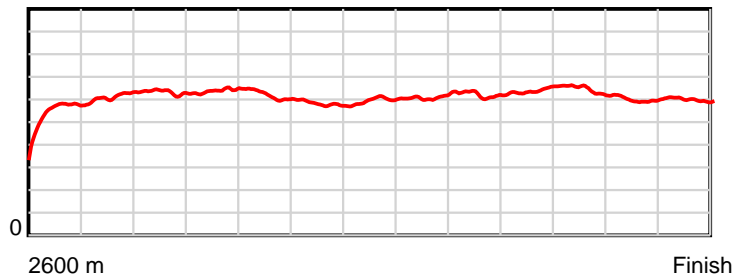


# Race Results

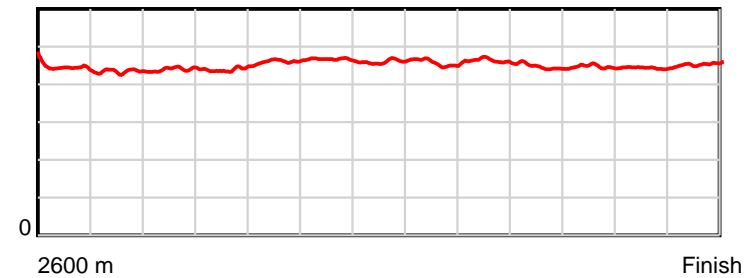
November 12, 2024, Race 6, AOTEA ELECTRIC PACE, Distance 2600m, Addington - Survey 3200m

Result	TAB no.	Horse (Barrier)	2200m to	2000m to	1800m to	1600m to	1400m to	1200m to	1000m to	800m to	600m to	400m to	200m to	Total or	Margin
4th	17	Rise Up N Danc... (14)	2000m	1800m	1600m	1400m	1200m	1000m	800m	600m	400m	200m	WP	Average	
		Position in running (margin)	7(10.8)	4(4.5)	1(0.0)	1(0.0)	1(0.0)	1(0.0)	2(1.7)	3(1.6)	4(1.8)	3(2.0)	3(5.6)		6.40
		Sectional time (s)	14.45	13.86	15.49	16.16	15.49	14.78	14.98	14.08	14.41	14.89	15.25		
		Cumulative time (s)	163.84	149.39	135.53	120.04	103.88	88.39	73.61	58.63	44.55	30.14	15.25	3:15.64	
		Speed (m/s)	13.84	14.43	12.91	12.38	12.91	13.53	13.35	14.20	13.88	13.43	13.11	13.29	
		Stride length (m)	6.09	6.34	5.96	5.77	5.94	6.18	6.17	6.34	6.20	5.95	5.96	6.02	
		Stride duration (s)	0.440	0.439	0.461	0.466	0.461	0.456	0.462	0.447	0.447	0.443	0.454	0.453	
		Stride efficiency (%)	57.91	62.74	55.46	51.97	55.22	59.60	59.54	62.83	60.04	55.36	55.47	56.59	
		Stride count	32.85	31.56	33.57	34.68	33.64	32.38	32.40	31.54	32.27	33.60	33.57	432.05	

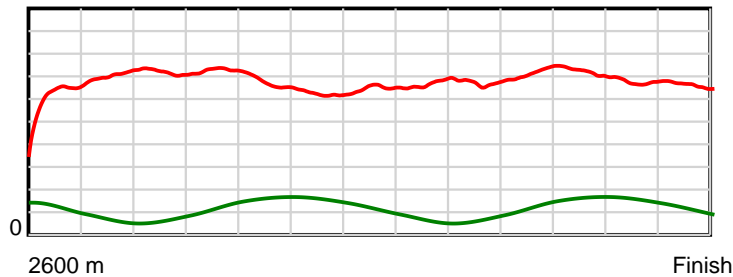
10 m Stride length



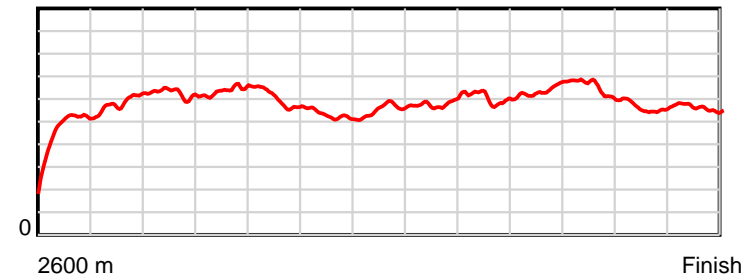
0.6 s Stride duration



20 m/sec Speed



100 % Stride efficiency



Note: Horizontal distance axis grid lines are 200m furlongs.

## Disclaimer.

HRNZ and NZMTC and Thoroughbred Ratings Pty Ltd accepts no responsibility for the completeness or accuracy of any of the information contained herein, and makes no representations about its suitability for any particular purpose. Users should make their own judgements about those matters and/or seek independent advice. You assume all risks associated with use of the data provided on this page.



# Race Results



November 12, 2024, Race 6, AOTEA ELECTRIC PACE, Distance 2600m, Addington - Survey 3200m

Result	TAB no.	Horse (Barrier)	2600 to 2400m	2400m to 2200m
5th	2	Katherine (2)	-	()
		Position in running (margin)	-	()
		Sectional time (s)		
		Cumulative time (s)	NaN	NaN
		Speed (m/s)		
		Stride length (m)		
		Stride duration (s)		
		Stride efficiency (%)		
		Stride count		

## Disclaimer.

HRNZ and NZMTC and Thoroughbred Ratings Pty Ltd accepts no responsibility for the completeness or accuracy of any of the information contained herein, and makes no representations about its suitability for any particular purpose. Users should make their own judgements about those matters and/or seek independent advice. You assume all risks associated with use of the data provided on this page.




# Race Results

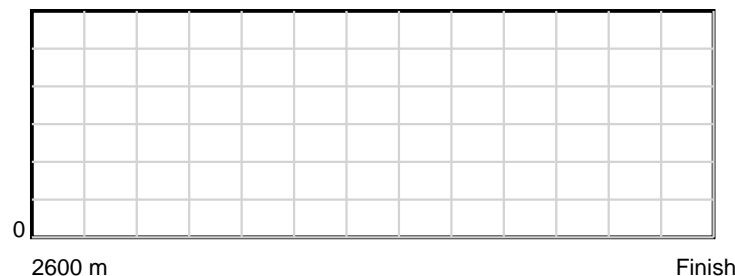
November 12, 2024, Race 6, AOTEA ELECTRIC PACE, Distance 2600m, Addington - Survey 3200m

Result	TAB no.	Horse (Barrier)	2200m to	2000m to	1800m to	1600m to	1400m to	1200m to	1000m to	800m to	600m to	400m to	200m to	Total or	Margin
5th	2	Katherine (2)	2000m	1800m	1600m	1400m	1200m	1000m	800m	600m	400m	200m	WP	Average	
		Position in running (margin)	()	()	()	()	()	()	()	()	()	()	()		7.00
		Sectional time (s)													
		Cumulative time (s)	NaN	NaN	NaN	NaN	NaN	NaN	NaN	NaN	NaN	NaN	NaN	3:15.76	
		Speed (m/s)													
		Stride length (m)													
		Stride duration (s)													
		Stride efficiency (%)													
		Stride count													


10 m Stride length




0.6 s Stride duration



20 m/sec Speed



100 % Stride efficiency



Note: Horizontal distance axis grid lines are 200m furlongs.

**Disclaimer.**

HRNZ and NZMTC and Thoroughbred Ratings Pty Ltd accepts no responsibility for the completeness or accuracy of any of the information contained herein, and makes no representations about its suitability for any particular purpose. Users should make their own judgements about those matters and/or seek independent advice. You assume all risks associated with use of the data provided on this page.



# Race Results



November 12, 2024, Race 6, AOTEA ELECTRIC PACE, Distance 2600m, Addington - Survey 3200m

Result	TAB no.	Horse (Barrier)	2600 to	2400m to
6th	18	<b>The Coalman (15)</b>	<b>2400m</b>	<b>2200m</b>
		Position in running (margin)	-	7(9.6)
		Sectional time (s)	16.91	14.38
		Cumulative time (s)	196.08	179.17
		Speed (m/s)	11.83	13.91
		Stride length (m)	5.70	6.26
		Stride duration (s)	0.435	0.450
		Stride efficiency (%)	50.84	61.21
		Stride count	35.06	31.95

#### Disclaimer.

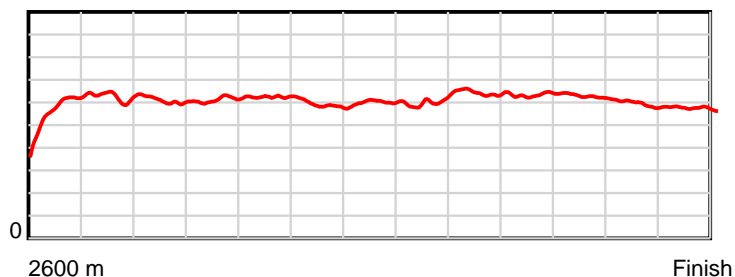
HRNZ and NZMTC and Thoroughbred Ratings Pty Ltd accepts no responsibility for the completeness or accuracy of any of the information contained herein, and makes no representations about its suitability for any particular purpose. Users should make their own judgements about those matters and/or seek independent advice. You assume all risks associated with use of the data provided on this page.

# Race Results

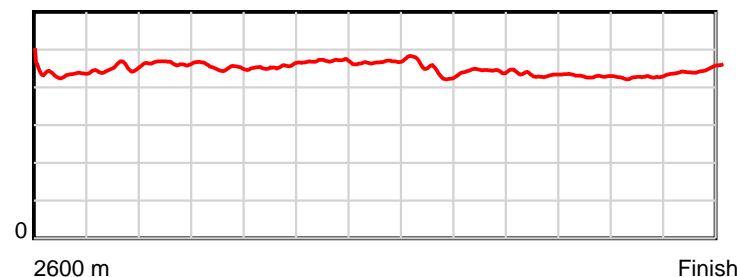
November 12, 2024, Race 6, AOTEA ELECTRIC PACE, Distance 2600m, Addington - Survey 3200m

Result	TAB no.	Horse (Barrier)	2200m to	2000m to	1800m to	1600m to	1400m to	1200m to	1000m to	800m to	600m to	400m to	200m to	Total or	Margin
6th	18	<b>The Coalman (15)</b>	<b>2000m</b>	<b>1800m</b>	<b>1600m</b>	<b>1400m</b>	<b>1200m</b>	<b>1000m</b>	<b>800m</b>	<b>600m</b>	<b>400m</b>	<b>200m</b>	<b>WP</b>	<b>Average</b>	
		Position in running (margin)	5(7.3)	7(6.9)	7(8.2)	6(5.1)	7(4.9)	8(5.5)	10(8.9)	7(5.0)	5(2.6)	4(2.4)	4(5.7)		8.80
		Sectional time (s)	15.45	14.81	14.98	16.13	15.59	15.06	14.35	13.65	14.34	14.83	15.60		
		Cumulative time (s)	164.79	149.34	134.53	119.55	103.42	87.83	72.77	58.42	44.77	30.43	15.60	3:16.08	
		Speed (m/s)	12.94	13.50	13.35	12.40	12.83	13.28	13.94	14.65	13.95	13.49	12.82	13.26	
		Stride length (m)	6.01	6.13	6.07	5.82	6.00	5.95	6.19	6.35	5.99	5.78	5.74	5.99	
		Stride duration (s)	0.464	0.454	0.455	0.469	0.467	0.448	0.444	0.433	0.429	0.428	0.448	0.452	
		Stride efficiency (%)	56.50	58.68	57.65	52.94	56.17	55.27	59.93	62.93	56.01	52.13	51.54	56.11	
		Stride count	33.26	32.64	32.93	34.36	33.36	33.63	32.30	31.52	33.41	34.63	34.83	433.88	

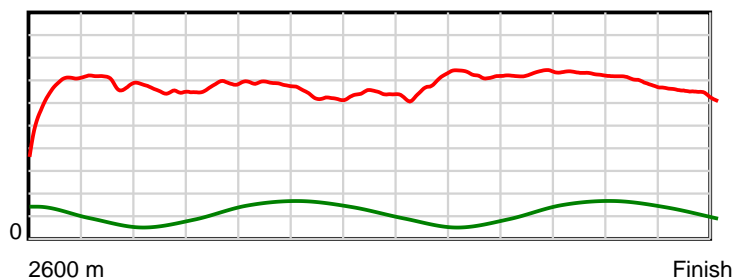
10 m Stride length



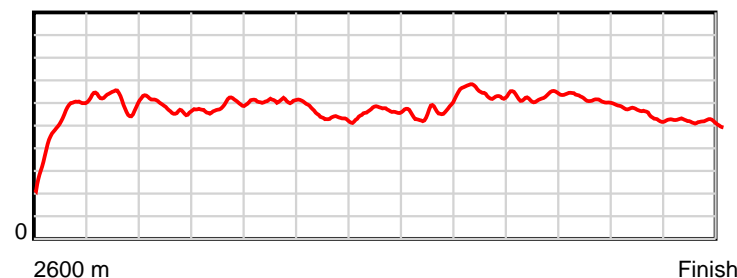
0.6 s Stride duration



20 m/sec Speed



100 % Stride efficiency



Note: Horizontal distance axis grid lines are 200m furlongs.

## Disclaimer.

HRNZ and NZMTC and Thoroughbred Ratings Pty Ltd accepts no responsibility for the completeness or accuracy of any of the information contained herein, and makes no representations about its suitability for any particular purpose. Users should make their own judgements about those matters and/or seek independent advice. You assume all risks associated with use of the data provided on this page.



# Race Results



November 12, 2024, Race 6, AOTEA ELECTRIC PACE, Distance 2600m, Addington - Survey 3200m

Result	TAB no.	Horse (Barrier)	2600 to	2400m to
7th	12	<b>Sandy Shore (10)</b>	<b>2400m</b>	<b>2200m</b>
		Position in running (margin)	-	4(5.7)
		Sectional time (s)	16.13	14.57
		Cumulative time (s)	196.62	180.49
		Speed (m/s)	12.40	13.73
		Stride length (m)	5.79	6.48
		Stride duration (s)	0.456	0.472
		Stride efficiency (%)	52.31	65.58
		Stride count	34.57	30.87

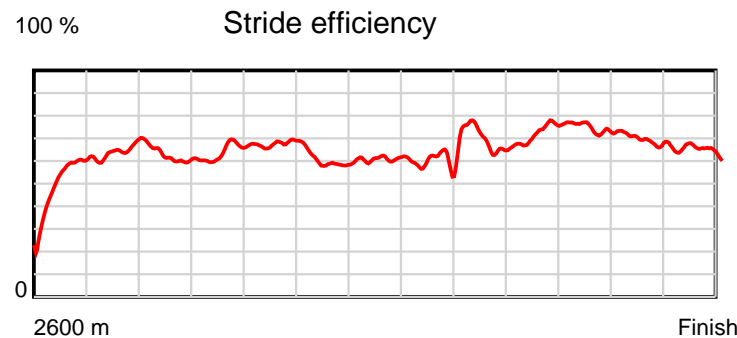
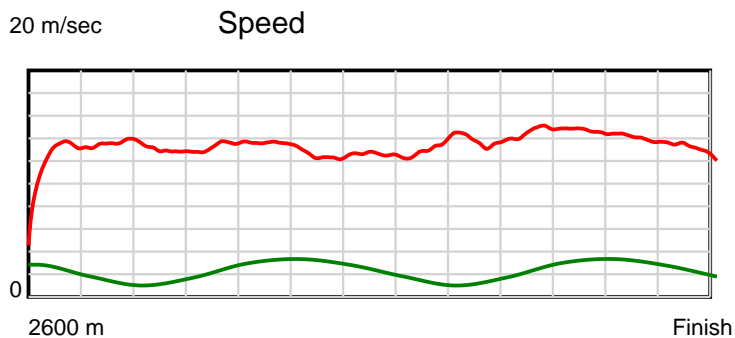
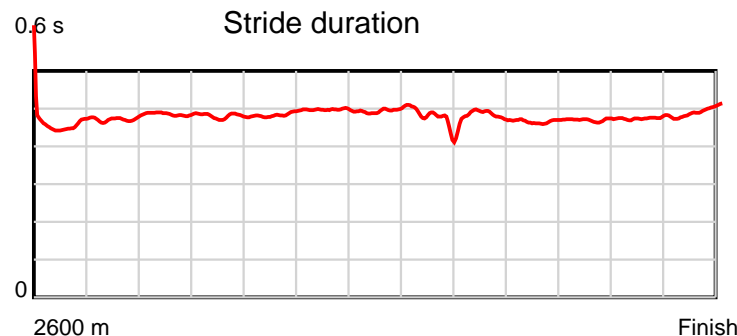
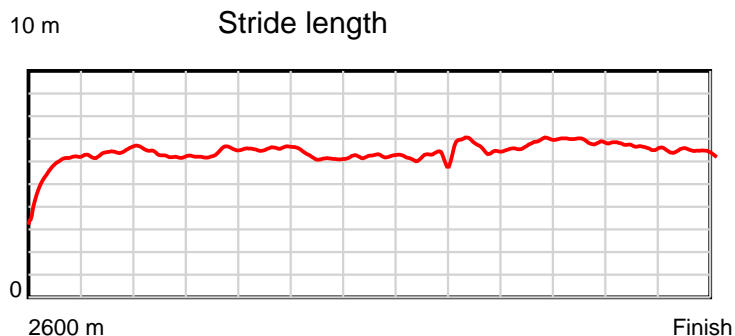
#### Disclaimer.

HRNZ and NZMTC and Thoroughbred Ratings Pty Ltd accepts no responsibility for the completeness or accuracy of any of the information contained herein, and makes no representations about its suitability for any particular purpose. Users should make their own judgements about those matters and/or seek independent advice. You assume all risks associated with use of the data provided on this page.

# Race Results

November 12, 2024, Race 6, AOTEA ELECTRIC PACE, Distance 2600m, Addington - Survey 3200m

Result	TAB no.	Horse (Barrier)	2200m to	2000m to	1800m to	1600m to	1400m to	1200m to	1000m to	800m to	600m to	400m to	200m to	Total or	Margin
7th	12	<b>Sandy Shore (10)</b>	<b>2000m</b>	<b>1800m</b>	<b>1600m</b>	<b>1400m</b>	<b>1200m</b>	<b>1000m</b>	<b>800m</b>	<b>600m</b>	<b>400m</b>	<b>200m</b>	<b>WP</b>	<b>Average</b>	
		Position in running (margin)	4(4.5)	5(4.6)	5(5.6)	5(4.1)	4(3.4)	7(4.3)	9(7.2)	11(7.7)	9(6.0)	9(7.1)	8(9.9)		11.70
		Sectional time (s)	15.52	14.76	15.23	16.06	15.65	14.97	15.07	13.78	14.55	14.76	15.57		
		Cumulative time (s)	165.92	150.40	135.64	120.41	104.35	88.70	73.73	58.66	44.88	30.33	15.57	3:16.62	
		Speed (m/s)	12.89	13.55	13.13	12.45	12.78	13.36	13.27	14.51	13.75	13.55	12.85	13.22	
		Stride length (m)	6.26	6.50	6.36	6.19	6.33	6.32	6.40	6.76	6.47	6.43	6.37	6.35	
		Stride duration (s)	0.486	0.480	0.484	0.497	0.495	0.473	0.482	0.466	0.471	0.474	0.496	0.480	
		Stride efficiency (%)	61.16	66.11	63.18	59.94	62.66	62.45	64.02	71.50	65.41	64.62	63.46	63.04	
		Stride count	31.97	30.75	31.45	32.29	31.58	31.64	31.25	29.57	30.91	31.10	31.39	409.34	



Note: Horizontal distance axis grid lines are 200m furlongs.

#### Disclaimer.

HRNZ and NZMTC and Thoroughbred Ratings Pty Ltd accepts no responsibility for the completeness or accuracy of any of the information contained herein, and makes no representations about its suitability for any particular purpose. Users should make their own judgements about those matters and/or seek independent advice. You assume all risks associated with use of the data provided on this page.



# Race Results



November 12, 2024, Race 6, AOTEA ELECTRIC PACE, Distance 2600m, Addington - Survey 3200m

Result	TAB no.	Horse (Barrier)	2600 to	2400m to
8th	9	<b>Off The Edge (7)</b>	<b>2400m</b>	<b>2200m</b>
		Position in running (margin)	-	10(13.0)
		Sectional time (s)	17.49	15.18
		Cumulative time (s)	196.65	179.16
		Speed (m/s)	11.44	13.18
		Stride length (m)	5.57	5.92
		Stride duration (s)	0.452	0.449
		Stride efficiency (%)	48.51	54.72
		Stride count	35.90	33.80

#### Disclaimer.

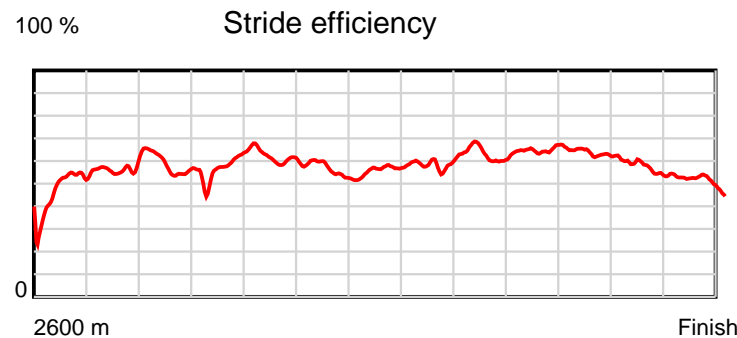
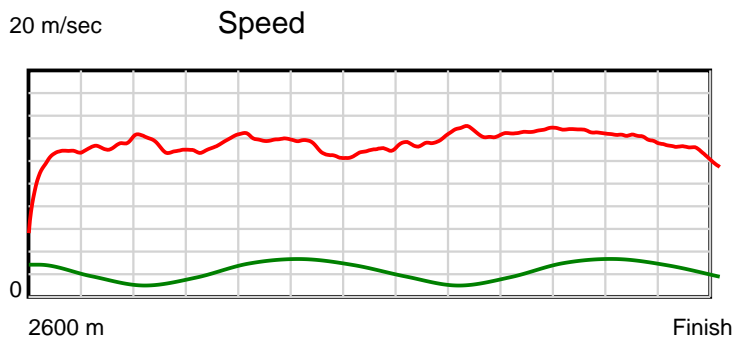
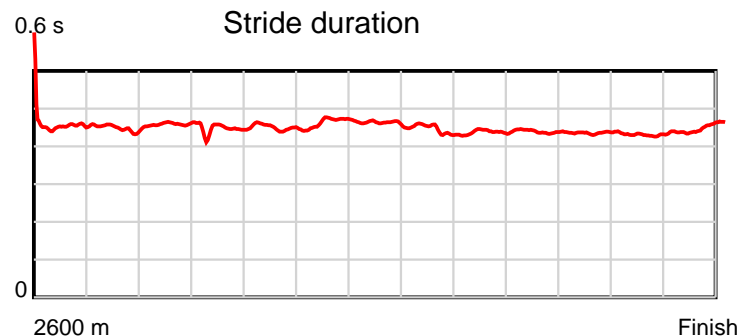
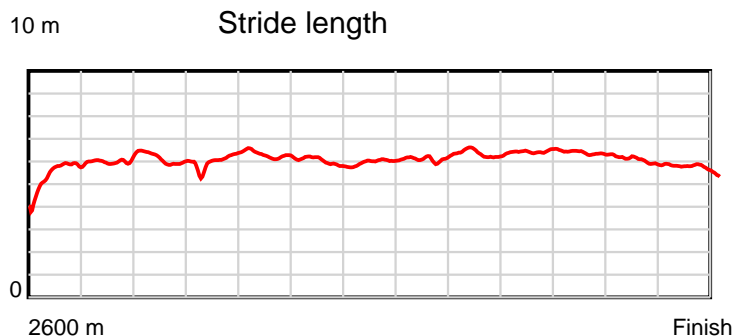
HRNZ and NZMTC and Thoroughbred Ratings Pty Ltd accepts no responsibility for the completeness or accuracy of any of the information contained herein, and makes no representations about its suitability for any particular purpose. Users should make their own judgements about those matters and/or seek independent advice. You assume all risks associated with use of the data provided on this page.



# Race Results

November 12, 2024, Race 6, AOTEA ELECTRIC PACE, Distance 2600m, Addington - Survey 3200m

Result	TAB no.	Horse (Barrier)	2200m to	2000m to	1800m to	1600m to	1400m to	1200m to	1000m to	800m to	600m to	400m to	200m to	Total or	Margin
8th	9	<b>Off The Edge (7)</b>	<b>2000m</b>	<b>1800m</b>	<b>1600m</b>	<b>1400m</b>	<b>1200m</b>	<b>1000m</b>	<b>800m</b>	<b>600m</b>	<b>400m</b>	<b>200m</b>	<b>WP</b>	<b>Average</b>	
		Position in running (margin)	11(15.6)	11(14.2)	13(16.1)	13(12.5)	13(10.5)	13(10.0)	12(10.8)	10(6.5)	6(4.3)	7(4.3)	7(7.9)		11.80
		Sectional time (s)	15.29	14.91	14.88	15.83	15.41	14.62	14.28	13.69	14.37	14.88	15.82		
		Cumulative time (s)	163.98	148.69	133.78	118.90	103.07	87.66	73.04	58.76	45.07	30.70	15.82	3:16.65	
		Speed (m/s)	13.08	13.41	13.44	12.63	12.98	13.68	14.01	14.61	13.92	13.44	12.64	13.22	
		Stride length (m)	6.00	5.97	6.05	5.87	5.99	6.08	6.14	6.41	6.07	5.80	5.69	5.96	
		Stride duration (s)	0.459	0.445	0.450	0.465	0.462	0.444	0.438	0.439	0.436	0.431	0.450	0.451	
		Stride efficiency (%)	56.32	55.75	57.25	53.88	56.07	57.73	58.88	64.22	57.54	52.52	50.59	55.50	
		Stride count	33.31	33.48	33.04	34.06	33.39	32.91	32.58	31.20	32.96	34.50	35.15	436.28	



Note: Horizontal distance axis grid lines are 200m furlongs.

**Disclaimer.**

HRNZ and NZMTC and Thoroughbred Ratings Pty Ltd accepts no responsibility for the completeness or accuracy of any of the information contained herein, and makes no representations about its suitability for any particular purpose. Users should make their own judgements about those matters and/or seek independent advice. You assume all risks associated with use of the data provided on this page.



# Race Results



November 12, 2024, Race 6, AOTEA ELECTRIC PACE, Distance 2600m, Addington - Survey 3200m

Result	TAB no.	Horse (Barrier)	2600 to	2400m to
9th	8	Jose Quivera (6)	2400m	2200m
		Position in running (margin)	-	2(1.7)
		Sectional time (s)	15.34	14.72
		Cumulative time (s)	196.75	181.41
		Speed (m/s)	13.04	13.59
		Stride length (m)	5.63	6.15
		Stride duration (s)	0.432	0.452
		Stride efficiency (%)	49.54	59.05
		Stride count	35.52	32.54

#### Disclaimer.

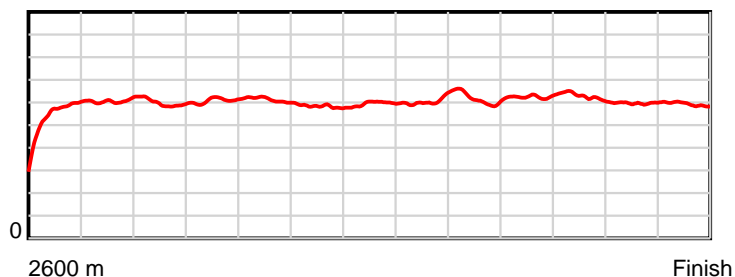
HRNZ and NZMTC and Thoroughbred Ratings Pty Ltd accepts no responsibility for the completeness or accuracy of any of the information contained herein, and makes no representations about its suitability for any particular purpose. Users should make their own judgements about those matters and/or seek independent advice. You assume all risks associated with use of the data provided on this page.

# Race Results

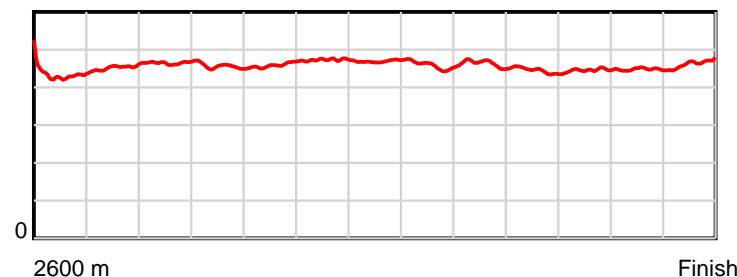
November 12, 2024, Race 6, AOTEA ELECTRIC PACE, Distance 2600m, Addington - Survey 3200m

Result	TAB no.	Horse (Barrier)	2200m to	2000m to	1800m to	1600m to	1400m to	1200m to	1000m to	800m to	600m to	400m to	200m to	Total or	Margin
9th	8	Jose Quivera (6)	2000m	1800m	1600m	1400m	1200m	1000m	800m	600m	400m	200m	WP	Average	
		Position in running (margin)	2(1.4)	2(2.4)	3(4.4)	4(3.4)	5(3.5)	6(3.8)	6(5.8)	8(6.1)	10(6.6)	8(6.8)	9(10.5)		12.40
		Sectional time (s)	15.67	14.93	15.32	16.18	15.54	14.82	15.06	14.14	14.39	14.91	15.73		
		Cumulative time (s)	166.69	151.02	136.09	120.77	104.59	89.05	74.23	59.17	45.03	30.64	15.73	3:16.75	
		Speed (m/s)	12.76	13.40	13.05	12.36	12.87	13.50	13.28	14.14	13.90	13.41	12.71	13.21	
		Stride length (m)	5.93	6.11	5.99	5.84	6.04	6.18	6.15	6.29	6.20	6.00	5.91	6.03	
		Stride duration (s)	0.465	0.456	0.459	0.473	0.469	0.458	0.463	0.445	0.446	0.447	0.465	0.456	
		Stride efficiency (%)	55.03	58.36	56.11	53.34	57.01	59.76	59.06	61.83	59.99	56.31	54.55	56.78	
		Stride count	33.70	32.73	33.38	34.23	33.11	32.34	32.53	31.79	32.28	33.32	33.85	431.32	

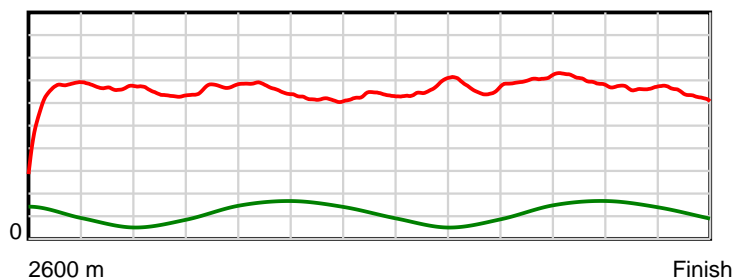
10 m Stride length



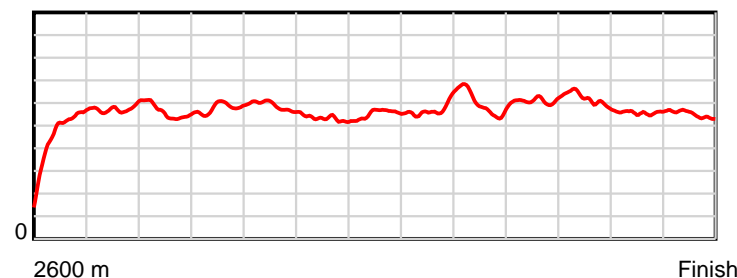
0.6 s Stride duration



20 m/sec Speed



100 % Stride efficiency



Note: Horizontal distance axis grid lines are 200m furlongs.

## Disclaimer.

HRNZ and NZMTC and Thoroughbred Ratings Pty Ltd accepts no responsibility for the completeness or accuracy of any of the information contained herein, and makes no representations about its suitability for any particular purpose. Users should make their own judgements about those matters and/or seek independent advice. You assume all risks associated with use of the data provided on this page.



# Race Results



November 12, 2024, Race 6, AOTEA ELECTRIC PACE, Distance 2600m, Addington - Survey 3200m

Result	TAB no.	Horse (Barrier)	2600 to 2400m	2400m to 2200m
10th	4	<b>Tact Teena (4)</b>		
		Position in running (margin)	-	5(7.4)
		Sectional time (s)	16.31	15.17
		Cumulative time (s)	196.83	180.52
		Speed (m/s)	12.26	13.18
		Stride length (m)	5.39	5.77
		Stride duration (s)	0.432	0.438
		Stride efficiency (%)	45.42	52.09
		Stride count	37.10	34.64

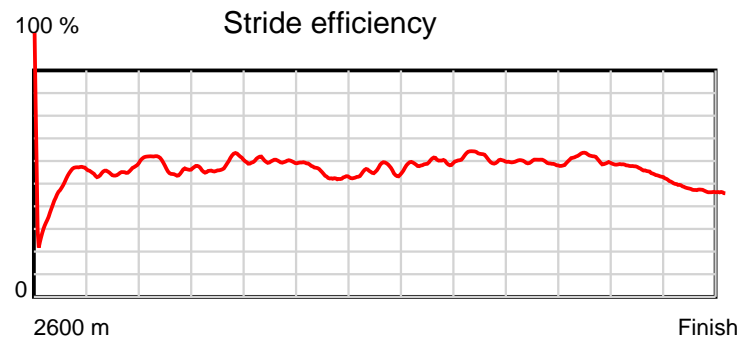
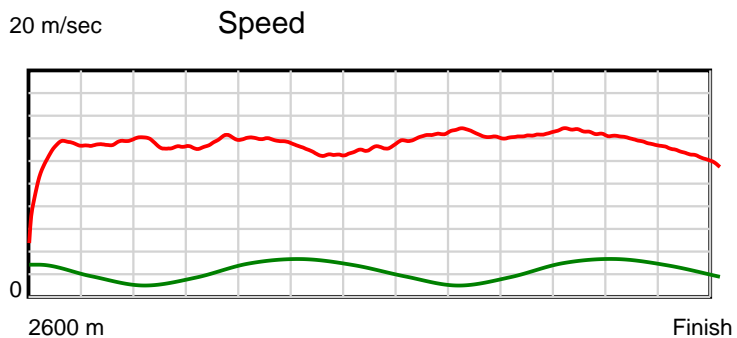
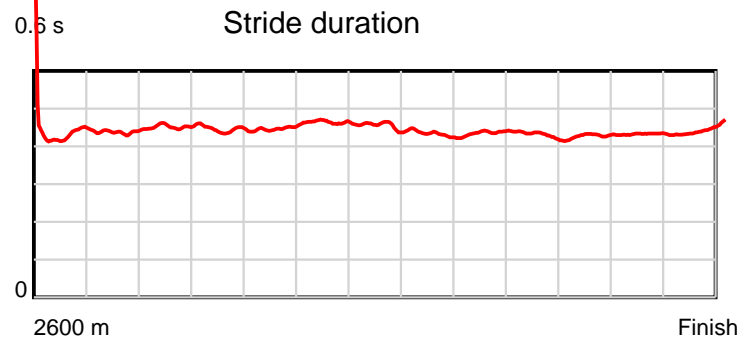
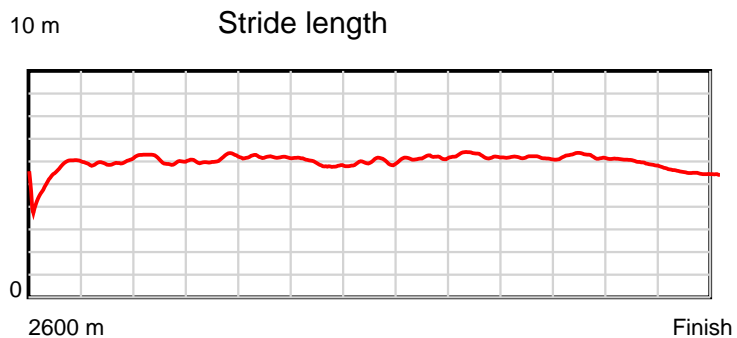
#### Disclaimer.

HRNZ and NZMTC and Thoroughbred Ratings Pty Ltd accepts no responsibility for the completeness or accuracy of any of the information contained herein, and makes no representations about its suitability for any particular purpose. Users should make their own judgements about those matters and/or seek independent advice. You assume all risks associated with use of the data provided on this page.

# Race Results

November 12, 2024, Race 6, AOTEA ELECTRIC PACE, Distance 2600m, Addington - Survey 3200m

Result	TAB no.	Horse (Barrier)	2200m to	2000m to	1800m to	1600m to	1400m to	1200m to	1000m to	800m to	600m to	400m to	200m to	Total or	Margin
10th	4	Tact Teena (4)	2000m	1800m	1600m	1400m	1200m	1000m	800m	600m	400m	200m	WP	Average	
		Position in running (margin)	6(9.9)	8(8.9)	8(9.4)	8(8.2)	10(7.3)	9(6.7)	5(4.4)	2(1.5)	3(1.6)	5(3.8)	6(7.1)		12.80
		Sectional time (s)	15.34	14.69	15.29	16.01	15.39	14.11	14.51	14.09	14.72	14.84	16.36		
		Cumulative time (s)	165.35	150.01	135.32	120.03	104.02	88.63	74.52	60.01	45.92	31.20	16.36	3:16.83	
		Speed (m/s)	13.04	13.61	13.08	12.49	13.00	14.17	13.78	14.19	13.59	13.48	12.22	13.21	
		Stride length (m)	5.89	6.07	5.86	5.80	5.89	6.13	6.02	6.09	5.83	5.83	5.44	5.84	
		Stride duration (s)	0.452	0.446	0.448	0.464	0.453	0.433	0.437	0.429	0.429	0.433	0.445	0.442	
		Stride efficiency (%)	54.23	57.55	53.63	52.48	54.27	58.73	56.67	57.93	53.14	53.12	46.26	53.28	
		Stride count	33.95	32.96	34.14	34.51	33.94	32.62	33.21	32.85	34.30	34.30	36.76	445.28	



Note: Horizontal distance axis grid lines are 200m furlongs.

#### Disclaimer.

HRNZ and NZMTC and Thoroughbred Ratings Pty Ltd accepts no responsibility for the completeness or accuracy of any of the information contained herein, and makes no representations about its suitability for any particular purpose. Users should make their own judgements about those matters and/or seek independent advice. You assume all risks associated with use of the data provided on this page.



# Race Results



November 12, 2024, Race 6, AOTEA ELECTRIC PACE, Distance 2600m, Addington - Survey 3200m

Result	TAB no.	Horse (Barrier)	2600 to	2400m to
11th	13	<b>Amazing Tom (11)</b>	<b>2400m</b>	<b>2200m</b>
		Position in running (margin)	-	11(17.1)
		Sectional time (s)	18.21	14.94
		Cumulative time (s)	197.31	179.10
		Speed (m/s)	10.98	13.39
		Stride length (m)	5.56	6.16
		Stride duration (s)	0.461	0.460
		Stride efficiency (%)	48.32	59.37
		Stride count	35.97	32.45

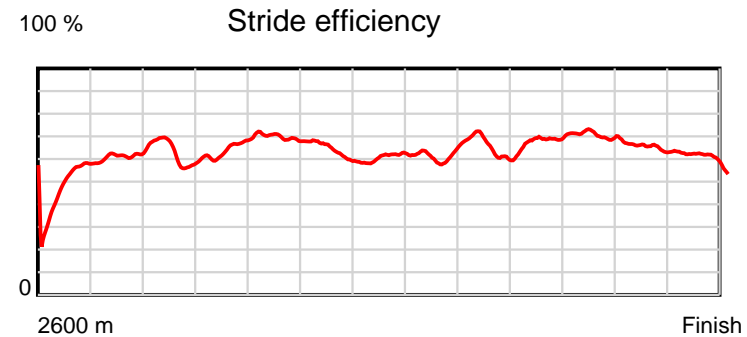
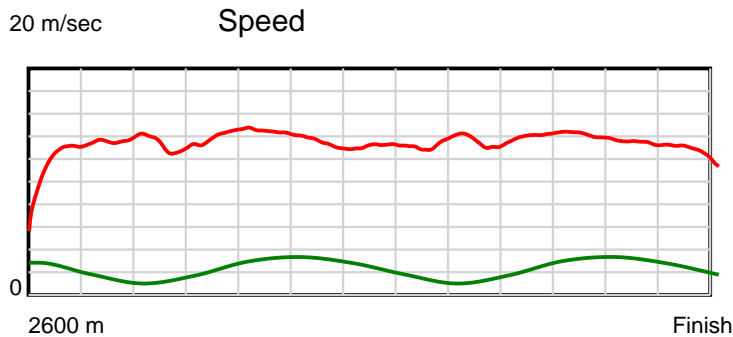
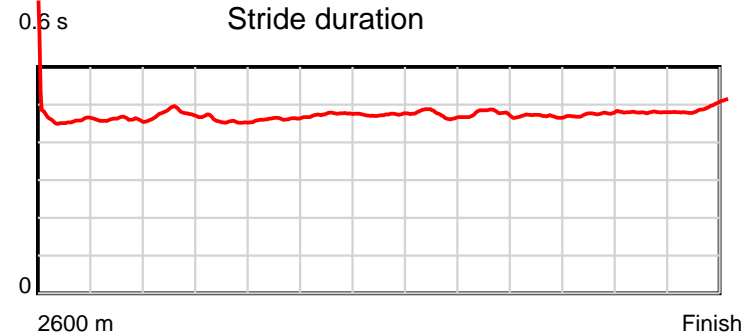
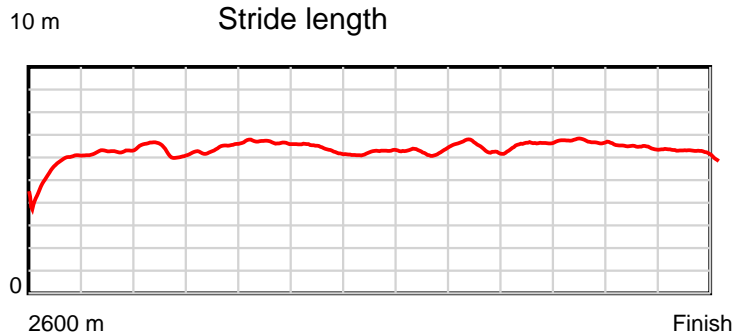
#### Disclaimer.

HRNZ and NZMTC and Thoroughbred Ratings Pty Ltd accepts no responsibility for the completeness or accuracy of any of the information contained herein, and makes no representations about its suitability for any particular purpose. Users should make their own judgements about those matters and/or seek independent advice. You assume all risks associated with use of the data provided on this page.

# Race Results

November 12, 2024, Race 6, AOTEA ELECTRIC PACE, Distance 2600m, Addington - Survey 3200m

Result	TAB no.	Horse (Barrier)	2200m to	2000m to	1800m to	1600m to	1400m to	1200m to	1000m to	800m to	600m to	400m to	200m to	Total or	Margin
11th	13	<b>Amazing Tom (11)</b>	<b>2000m</b>	<b>1800m</b>	<b>1600m</b>	<b>1400m</b>	<b>1200m</b>	<b>1000m</b>	<b>800m</b>	<b>600m</b>	<b>400m</b>	<b>200m</b>	<b>WP</b>	<b>Average</b>	
		Position in running (margin)	12(18.2)	13(17.3)	12(15.1)	11(9.4)	6(4.4)	2(1.8)	4(4.0)	5(3.9)	8(4.5)	10(7.2)	10(11.4)		15.40
		Sectional time (s)	15.36	14.24	14.54	15.33	15.06	14.85	14.98	14.15	14.82	15.00	15.83		
		Cumulative time (s)	164.16	148.80	134.56	120.02	104.69	89.63	74.78	59.80	45.65	30.83	15.83	3:17.31	
		Speed (m/s)	13.02	14.04	13.76	13.05	13.28	13.47	13.35	14.13	13.50	13.33	12.63	13.18	
		Stride length (m)	6.21	6.43	6.37	6.20	6.28	6.38	6.37	6.64	6.42	6.39	6.26	6.27	
		Stride duration (s)	0.477	0.458	0.463	0.475	0.473	0.474	0.477	0.470	0.476	0.480	0.495	0.476	
		Stride efficiency (%)	60.34	64.58	63.35	60.01	61.72	63.62	63.36	68.92	64.51	63.89	61.23	61.50	
		Stride count	32.19	31.11	31.41	32.27	31.82	31.34	31.41	30.11	31.13	31.28	31.95	414.44	



Note: Horizontal distance axis grid lines are 200m furlongs.

#### Disclaimer.

HRNZ and NZMTC and Thoroughbred Ratings Pty Ltd accepts no responsibility for the completeness or accuracy of any of the information contained herein, and makes no representations about its suitability for any particular purpose. Users should make their own judgements about those matters and/or seek independent advice. You assume all risks associated with use of the data provided on this page.



# Race Results



November 12, 2024, Race 6, AOTEA ELECTRIC PACE, Distance 2600m, Addington - Survey 3200m

Result	TAB no.	Horse (Barrier)	2600 to 2400m	2400m to 2200m
12th	15	<b>Moonlite Blood (12)</b>	<b>2400m</b>	<b>2200m</b>
		Position in running (margin)	-	12(19.6)
		Sectional time (s)	18.64	13.69
		Cumulative time (s)	198.54	179.90
		Speed (m/s)	10.73	14.61
		Stride length (m)	5.58	6.36
		Stride duration (s)	0.450	0.435
		Stride efficiency (%)	48.57	63.24
		Stride count	35.87	31.44

#### Disclaimer.

HRNZ and NZMTC and Thoroughbred Ratings Pty Ltd accepts no responsibility for the completeness or accuracy of any of the information contained herein, and makes no representations about its suitability for any particular purpose. Users should make their own judgements about those matters and/or seek independent advice. You assume all risks associated with use of the data provided on this page.

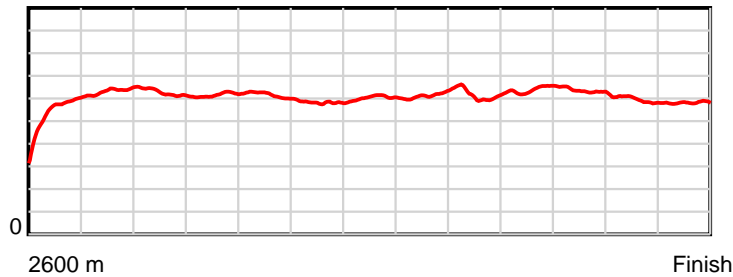


# Race Results

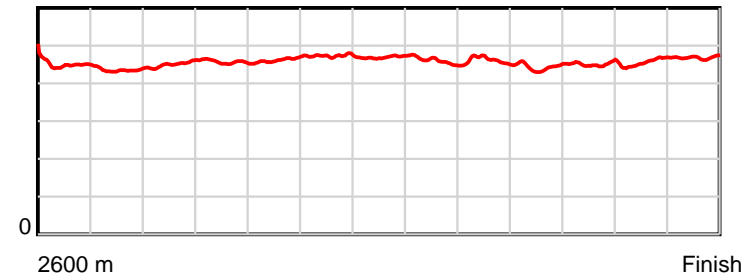
November 12, 2024, Race 6, AOTEA ELECTRIC PACE, Distance 2600m, Addington - Survey 3200m

Result	TAB no.	Horse (Barrier)	2200m to	2000m to	1800m to	1600m to	1400m to	1200m to	1000m to	800m to	600m to	400m to	200m to	Total or	Margin
12th	15	<b>Moonlite Blood (12)</b>	<b>2000m</b>	<b>1800m</b>	<b>1600m</b>	<b>1400m</b>	<b>1200m</b>	<b>1000m</b>	<b>800m</b>	<b>600m</b>	<b>400m</b>	<b>200m</b>	<b>WP</b>	<b>Average</b>	
		Position in running (margin)	9(13.1)	6(6.3)	6(8.1)	7(6.5)	9(7.0)	10(7.4)	11(9.7)	13(9.7)	12(8.6)	11(10.4)	11(17.3)		22.10
		Sectional time (s)	14.38	14.90	15.22	16.24	15.56	14.87	15.01	13.89	14.66	15.44	16.04		
		Cumulative time (s)	166.21	151.83	136.93	121.71	105.47	89.91	75.04	60.03	46.14	31.48	16.04	3:18.54	
		Speed (m/s)	13.91	13.42	13.14	12.32	12.85	13.45	13.32	14.40	13.64	12.95	12.47	13.10	
		Stride length (m)	6.27	6.13	6.07	5.83	6.03	6.19	6.13	6.39	6.15	5.90	5.85	6.06	
		Stride duration (s)	0.451	0.457	0.461	0.473	0.469	0.460	0.460	0.444	0.451	0.455	0.469	0.463	
		Stride efficiency (%)	61.38	58.77	57.49	53.03	56.75	59.81	58.81	63.85	59.05	54.31	53.41	57.34	
		Stride count	31.91	32.61	32.97	34.33	33.19	32.33	32.60	31.29	32.53	33.93	34.21	429.21	

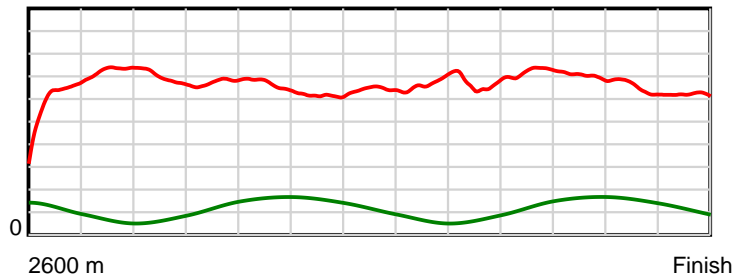
10 m Stride length



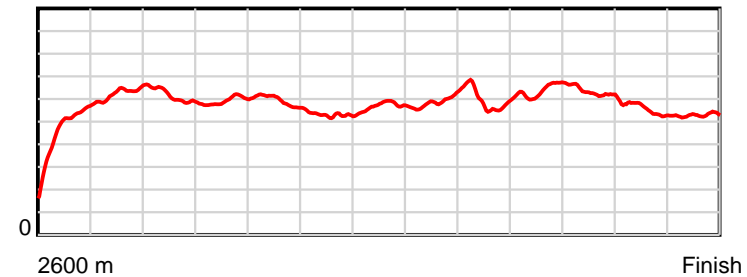
0.6 s Stride duration



20 m/sec Speed



100 % Stride efficiency



Note: Horizontal distance axis grid lines are 200m furlongs.

### Disclaimer.

HRNZ and NZMTC and Thoroughbred Ratings Pty Ltd accepts no responsibility for the completeness or accuracy of any of the information contained herein, and makes no representations about its suitability for any particular purpose. Users should make their own judgements about those matters and/or seek independent advice. You assume all risks associated with use of the data provided on this page.



# Race Results



November 12, 2024, Race 6, AOTEA ELECTRIC PACE, Distance 2600m, Addington - Survey 3200m

Result	TAB no.	Horse (Barrier)	2600 to	2400m to
13th	3	<b>Always Bee Gee (3)</b>	<b>2400m</b>	<b>2200m</b>
		Position in running (margin)	-	13(24.3)
		Sectional time (s)	19.32	13.85
		Cumulative time (s)	200.63	181.31
		Speed (m/s)	10.35	14.44
		Stride length (m)	5.40	6.43
		Stride duration (s)	0.453	0.445
		Stride efficiency (%)	45.56	64.59
		Stride count	37.04	31.11

#### Disclaimer.

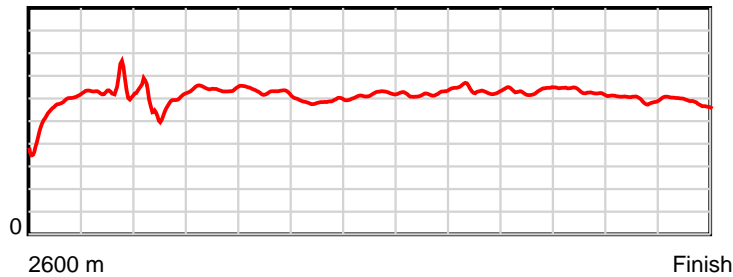
HRNZ and NZMTC and Thoroughbred Ratings Pty Ltd accepts no responsibility for the completeness or accuracy of any of the information contained herein, and makes no representations about its suitability for any particular purpose. Users should make their own judgements about those matters and/or seek independent advice. You assume all risks associated with use of the data provided on this page.

# Race Results

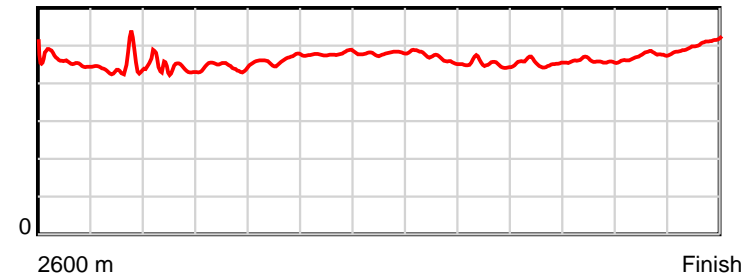
November 12, 2024, Race 6, AOTEA ELECTRIC PACE, Distance 2600m, Addington - Survey 3200m

Result	TAB no.	Horse (Barrier)	2200m to	2000m to	1800m to	1600m to	1400m to	1200m to	1000m to	800m to	600m to	400m to	200m to	Total or	Margin
13th	3	<b>Always Bee Gee (3)</b>	<b>2000m</b>	<b>1800m</b>	<b>1600m</b>	<b>1400m</b>	<b>1200m</b>	<b>1000m</b>	<b>800m</b>	<b>600m</b>	<b>400m</b>	<b>200m</b>	<b>WP</b>	<b>Average</b>	
		Position in running (margin)	13(18.9)	12(17.1)	9(12.1)	10(9.3)	12(9.6)	12(9.8)	13(12.1)	12(8.8)	13(9.5)	12(13.5)	12(22.9)		33.40
		Sectional time (s)	15.21	13.76	15.02	16.22	15.52	14.87	14.45	14.18	15.04	15.85	17.34		
		Cumulative time (s)	167.46	152.25	138.49	123.47	107.25	91.73	76.86	62.41	48.23	33.19	17.34	3:20.63	
		Speed (m/s)	13.15	14.53	13.32	12.33	12.89	13.45	13.84	14.10	13.30	12.62	11.53	12.96	
		Stride length (m)	5.67	6.46	6.16	5.90	6.18	6.31	6.24	6.41	6.11	5.99	5.82	6.07	
		Stride duration (s)	0.431	0.444	0.463	0.478	0.479	0.469	0.451	0.454	0.459	0.474	0.505	0.468	
		Stride efficiency (%)	50.17	65.21	59.30	54.35	59.63	62.28	60.87	64.17	58.36	55.99	52.95	57.51	
		Stride count	35.30	30.96	32.47	33.91	32.38	31.68	32.04	31.21	32.73	33.41	34.36	428.60	

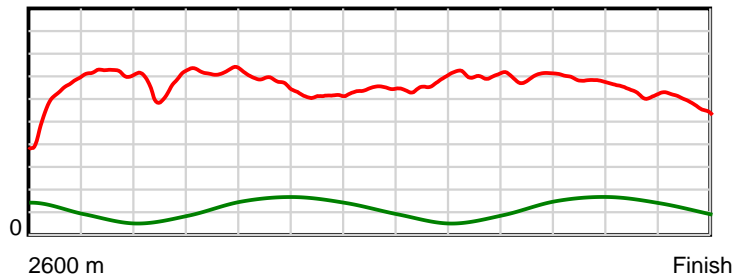
10 m Stride length



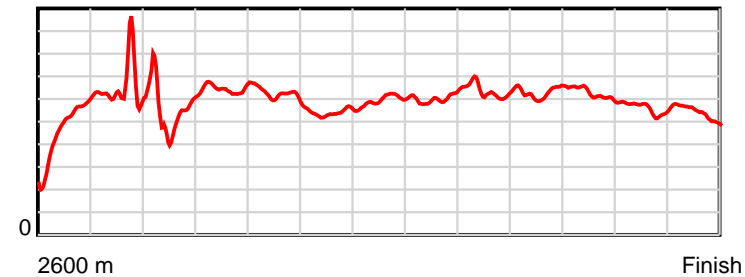
0.6 s Stride duration



20 m/sec Speed



100 % Stride efficiency



Note: Horizontal distance axis grid lines are 200m furlongs.

**Disclaimer.**

HRNZ and NZMTC and Thoroughbred Ratings Pty Ltd accepts no responsibility for the completeness or accuracy of any of the information contained herein, and makes no representations about its suitability for any particular purpose. Users should make their own judgements about those matters and/or seek independent advice. You assume all risks associated with use of the data provided on this page.



# Race Results



November 12, 2024, Race 6, AOTEA ELECTRIC PACE, Distance 2600m, Addington - Survey 3200m

Result	TAB no.	Horse (Barrier)	2600 to	2400m to
14th	10	<b>Style Council (8)</b>	<b>2400m</b>	<b>2200m</b>
		Position in running (margin)	-	3(3.4)
		Sectional time (s)	15.92	14.72
		Cumulative time (s)	200.86	184.94
		Speed (m/s)	12.57	13.59
		Stride length (m)	5.49	6.05
		Stride duration (s)	0.433	0.445
		Stride efficiency (%)	47.15	57.25
		Stride count	36.41	33.04

#### Disclaimer.

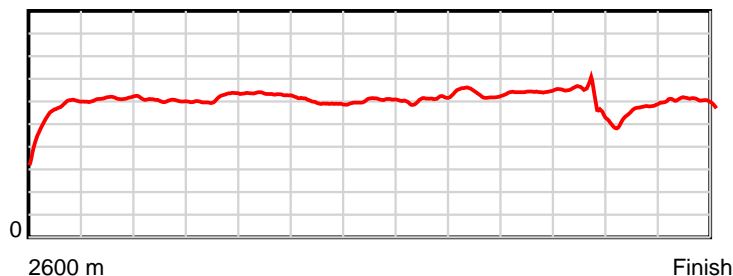
HRNZ and NZMTC and Thoroughbred Ratings Pty Ltd accepts no responsibility for the completeness or accuracy of any of the information contained herein, and makes no representations about its suitability for any particular purpose. Users should make their own judgements about those matters and/or seek independent advice. You assume all risks associated with use of the data provided on this page.

# Race Results

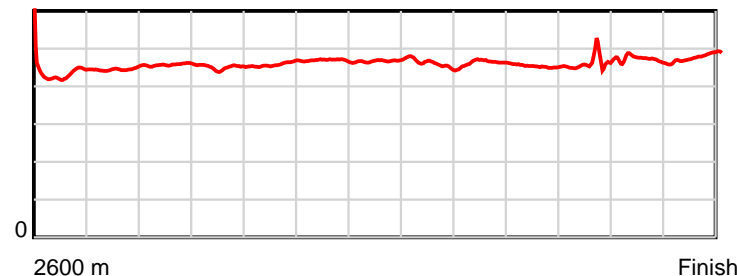
November 12, 2024, Race 6, AOTEA ELECTRIC PACE, Distance 2600m, Addington - Survey 3200m

Result	TAB no.	Horse (Barrier)	2200m to	2000m to	1800m to	1600m to	1400m to	1200m to	1000m to	800m to	600m to	400m to	200m to	Total or	Margin
14th	10	<b>Style Council (8)</b>	<b>2000m</b>	<b>1800m</b>	<b>1600m</b>	<b>1400m</b>	<b>1200m</b>	<b>1000m</b>	<b>800m</b>	<b>600m</b>	<b>400m</b>	<b>200m</b>	<b>WP</b>	<b>Average</b>	
		Position in running (margin)	3(3.2)	3(3.3)	4(4.4)	3(2.2)	2(1.0)	4(2.2)	7(6.4)	9(6.3)	11(6.9)	13(19.5)	13(33.3)		34.60
		Sectional time (s)	15.53	14.78	15.12	15.96	15.70	15.19	14.98	14.16	16.44	16.60	15.76		
		Cumulative time (s)	170.22	154.69	139.91	124.79	108.83	93.13	77.94	62.96	48.80	32.36	15.76	3:20.86	
		Speed (m/s)	12.88	13.53	13.23	12.53	12.74	13.17	13.35	14.12	12.17	12.05	12.69	12.94	
		Stride length (m)	5.89	6.10	6.07	5.87	5.96	6.05	6.19	6.39	5.56	5.67	6.08	5.94	
		Stride duration (s)	0.457	0.451	0.459	0.468	0.468	0.459	0.464	0.453	0.457	0.471	0.479	0.459	
		Stride efficiency (%)	54.18	58.17	57.54	53.84	55.56	57.15	59.95	63.79	48.25	50.31	57.79	55.17	
		Stride count	33.97	32.78	32.96	34.07	33.54	33.07	32.29	31.30	35.99	35.25	32.89	437.56	

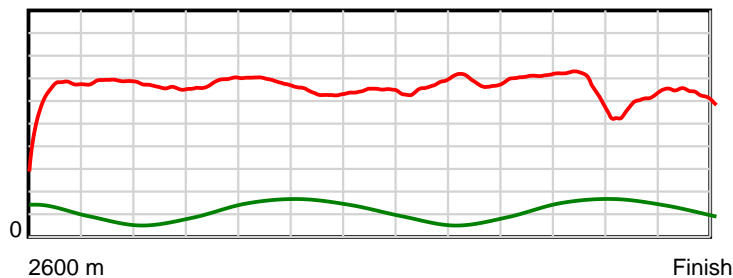
10 m Stride length



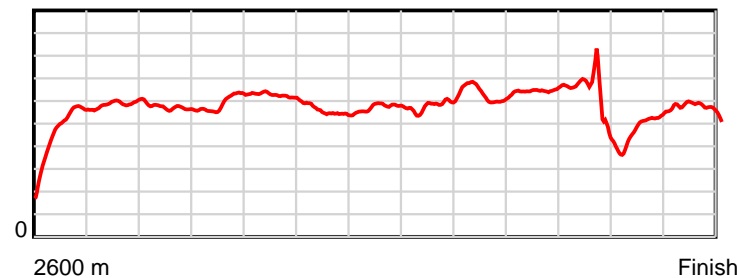
0.6 s Stride duration



20 m/sec Speed



100 % Stride efficiency



Note: Horizontal distance axis grid lines are 200m furlongs.

## Disclaimer.

HRNZ and NZMTC and Thoroughbred Ratings Pty Ltd accepts no responsibility for the completeness or accuracy of any of the information contained herein, and makes no representations about its suitability for any particular purpose. Users should make their own judgements about those matters and/or seek independent advice. You assume all risks associated with use of the data provided on this page.



# Race Results



November 12, 2024, Race 6, AOTEA ELECTRIC PACE, Distance 2600m, Addington - Survey 3200m

Result	TAB no.	Horse (Barrier)	2600 to	2400m to
15th	1	<b>Franco Humbie (1)</b>	<b>2400m</b>	<b>2200m</b>
		Position in running (margin)	-	14(31.6)
		Sectional time (s)	20.68	14.36
		Cumulative time (s)	207.36	186.68
		Speed (m/s)	9.67	13.93
		Stride length (m)	4.21	5.80
		Stride duration (s)	0.414	0.416
		Stride efficiency (%)	27.63	52.54
		Stride count	47.56	34.49

#### Disclaimer.

HRNZ and NZMTC and Thoroughbred Ratings Pty Ltd accepts no responsibility for the completeness or accuracy of any of the information contained herein, and makes no representations about its suitability for any particular purpose. Users should make their own judgements about those matters and/or seek independent advice. You assume all risks associated with use of the data provided on this page.

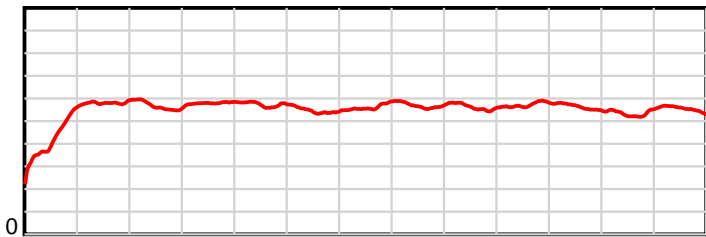
# Race Results

November 12, 2024, Race 6, AOTEA ELECTRIC PACE, Distance 2600m, Addington - Survey 3200m

Result	TAB no.	Horse (Barrier)	2200m to	2000m to	1800m to	1600m to	1400m to	1200m to	1000m to	800m to	600m to	400m to	200m to	Total or	Margin
15th	1	<b>Franco Humbie (1)</b>	<b>2000m</b>	<b>1800m</b>	<b>1600m</b>	<b>1400m</b>	<b>1200m</b>	<b>1000m</b>	<b>800m</b>	<b>600m</b>	<b>400m</b>	<b>200m</b>	<b>WP</b>	<b>Average</b>	
		Position in running (margin)	14(29.2)	14(28.2)	14(29.7)	14(29.5)	14(29.4)	14(28.7)	14(33.7)	14(38.1)	14(45.2)	14(55.9)	14(69.6)		69.70
		Sectional time (s)	15.34	14.85	15.45	16.15	15.38	15.32	15.73	15.25	16.15	16.57	16.13		
		Cumulative time (s)	172.32	156.98	142.13	126.68	110.53	95.15	79.83	64.10	48.85	32.70	16.13	3:27.36	
		Speed (m/s)	13.04	13.47	12.94	12.38	13.00	13.05	12.71	13.11	12.38	12.07	12.40	12.54	
		Stride length (m)	5.60	5.80	5.64	5.44	5.66	5.70	5.57	5.73	5.52	5.36	5.54	5.47	
		Stride duration (s)	0.429	0.431	0.436	0.439	0.435	0.437	0.438	0.437	0.445	0.444	0.447	0.436	
		Stride efficiency (%)	48.92	52.53	49.76	46.17	50.10	50.80	48.52	51.36	47.54	44.85	47.92	46.74	
		Stride count	35.75	34.49	35.44	36.79	35.32	35.08	35.89	34.89	36.26	37.33	36.12	475.41	

10 m

Stride length

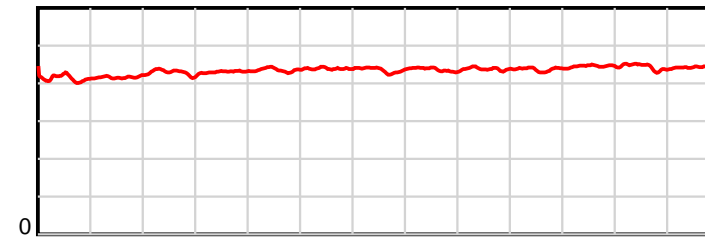


2600 m

Finish

0.6 s

Stride duration

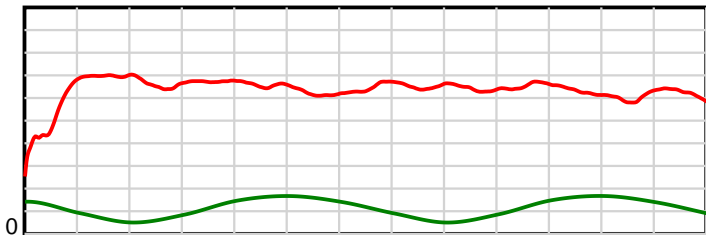


2600 m

Finish

20 m/sec

Speed

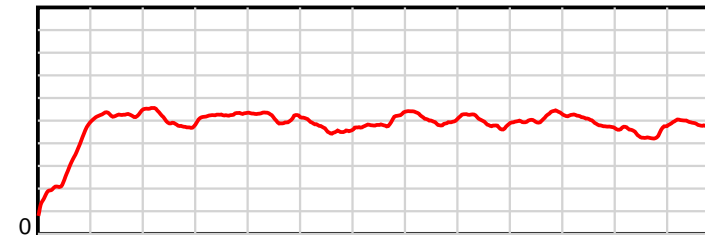


2600 m

Finish

100 %

Stride efficiency



2600 m

Finish

Note: Horizontal distance axis grid lines are 200m furlongs.

**Disclaimer.**

HRNZ and NZMTC and Thoroughbred Ratings Pty Ltd accepts no responsibility for the completeness or accuracy of any of the information contained herein, and makes no representations about its suitability for any particular purpose. Users should make their own judgements about those matters and/or seek independent advice. You assume all risks associated with use of the data provided on this page.