



Race Results

NZ Metropolitan Trotting Club Inc, HRNZ, November 12, 2024

Compilation date: November 12, 2024, 3:40:29 PM (NZDT)

Copyright © 2024 HRNZ and NZMTC. All rights reserved.

Trademarks.

StrideMASTER is a registered trademark of Thoroughbred Ratings Pty Ltd.

Disclaimer.

HRNZ and NZMTC and Thoroughbred Ratings Pty Ltd accepts no responsibility for the completeness or accuracy of any of the information contained herein, and makes no representations about its suitability for any particular purpose. Users should make their own judgements about those matters and/or seek independent advice. You assume all risks associated with use of the data provided on this page.



Race Results



November 12, 2024, Race 7, RENWICK FARMS DOMINION TROT (STAND TROT), Distance 3200m, Addington - Survey 3200m

| Result | TAB no. | Horse (Barrier) | 3200 to | 3000m to | 2800m to | 2600m to | 2400m to |
|--------|---------|------------------------------|--------------|--------------|--------------|--------------|--------------|
| 1st | 2 | Just Believe (3) | 3000m | 2800m | 2600m | 2400m | 2200m |
| | | Position in running (margin) | - | 6(4.6) | 3(4.7) | 2(0.6) | 1(0.0) |
| | | Sectional time (s) | 16.73 | 14.40 | 14.80 | 15.54 | 16.31 |
| | | Cumulative time (s) | 243.28 | 226.55 | 212.15 | 197.35 | 181.81 |
| | | Speed (m/s) | 11.96 | 13.89 | 13.51 | 12.87 | 12.26 |
| | | Stride length (m) | 5.44 | 5.99 | 5.87 | 5.90 | 5.74 |
| | | Stride duration (s) | 0.443 | 0.431 | 0.434 | 0.459 | 0.468 |
| | | Stride efficiency (%) | 46.19 | 56.08 | 53.76 | 54.48 | 51.55 |
| | | Stride count | 36.79 | 33.39 | 34.10 | 33.87 | 34.82 |

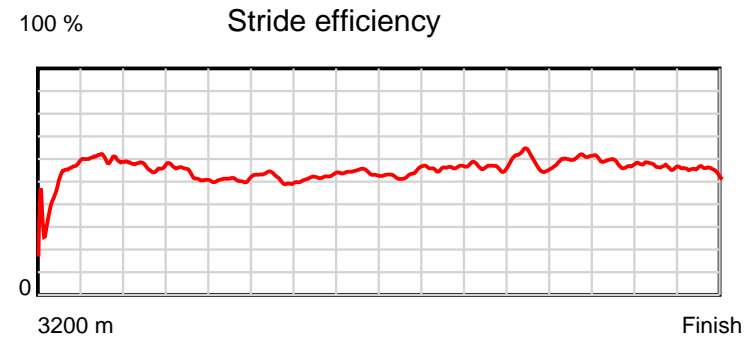
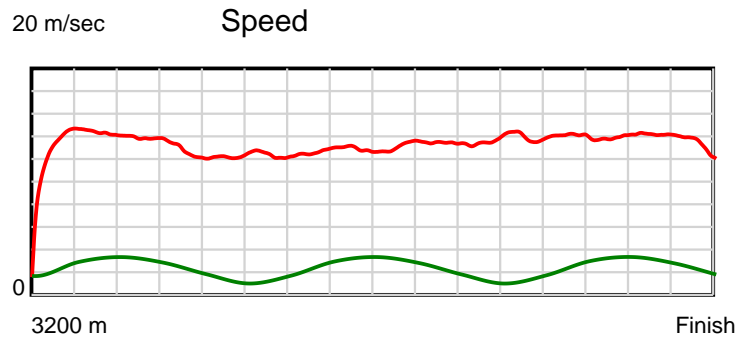
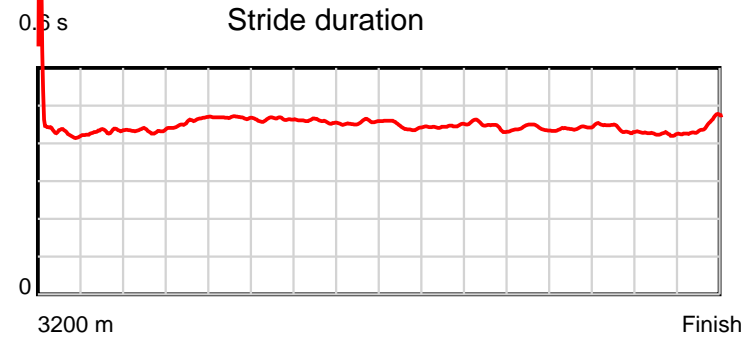
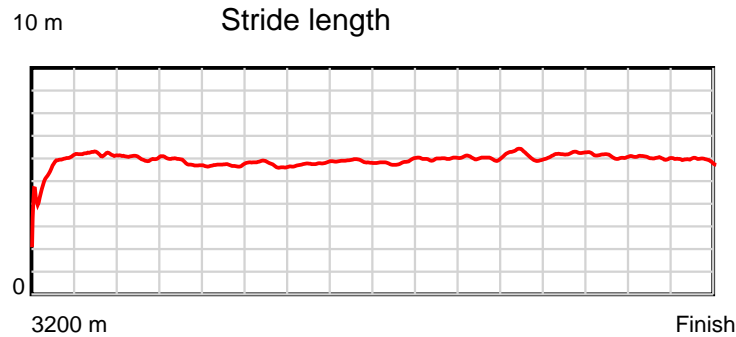
Disclaimer.

HRNZ and NZMTC and Thoroughbred Ratings Pty Ltd accepts no responsibility for the completeness or accuracy of any of the information contained herein, and makes no representations about its suitability for any particular purpose. Users should make their own judgements about those matters and/or seek independent advice. You assume all risks associated with use of the data provided on this page.

Race Results

November 12, 2024, Race 7, RENWICK FARMS DOMINION TROT (STAND TROT), Distance 3200m, Addington - Survey 3200m

| Result | TAB no. | Horse (Barrier) | 2200m to | 2000m to | 1800m to | 1600m to | 1400m to | 1200m to | 1000m to | 800m to | 600m to | 400m to | 200m to | Total or | Margin |
|--------|---------|------------------------------|----------|----------|----------|----------|----------|----------|----------|---------|---------|---------|---------|----------|--------|
| 1st | 2 | Just Believe (3) | 2000m | 1800m | 1600m | 1400m | 1200m | 1000m | 800m | 600m | 400m | 200m | WP | Average | |
| | | Position in running (margin) | 1(0.0) | 1(0.0) | 1(0.0) | 1(0.0) | 1(0.0) | 1(0.0) | 1(0.0) | 1(0.0) | 1(0.0) | 1(0.0) | 1(0.0) | | 0.00 |
| | | Sectional time (s) | 16.38 | 15.85 | 15.90 | 15.17 | 14.91 | 14.66 | 14.46 | 14.17 | 14.68 | 14.08 | 15.24 | | |
| | | Cumulative time (s) | 165.50 | 149.12 | 133.27 | 117.37 | 102.20 | 87.29 | 72.63 | 58.17 | 44.00 | 29.32 | 15.24 | 4:03.28 | |
| | | Speed (m/s) | 12.21 | 12.62 | 12.58 | 13.18 | 13.41 | 13.64 | 13.83 | 14.11 | 13.62 | 14.20 | 13.12 | 13.15 | |
| | | Stride length (m) | 5.66 | 5.79 | 5.74 | 5.88 | 5.98 | 6.08 | 6.09 | 6.24 | 5.97 | 6.03 | 5.91 | 5.89 | |
| | | Stride duration (s) | 0.463 | 0.458 | 0.456 | 0.446 | 0.446 | 0.446 | 0.440 | 0.442 | 0.438 | 0.425 | 0.451 | 0.448 | |
| | | Stride efficiency (%) | 50.05 | 52.33 | 51.42 | 53.95 | 55.95 | 57.79 | 57.95 | 60.77 | 55.76 | 56.90 | 54.64 | 54.18 | |
| | | Stride count | 35.34 | 34.56 | 34.87 | 34.04 | 33.42 | 32.89 | 32.84 | 32.07 | 33.48 | 33.14 | 33.82 | 543.44 | |



Note: Horizontal distance axis grid lines are 200m furlongs.

Disclaimer.

HRNZ and NZMTC and Thoroughbred Ratings Pty Ltd accepts no responsibility for the completeness or accuracy of any of the information contained herein, and makes no representations about its suitability for any particular purpose. Users should make their own judgements about those matters and/or seek independent advice. You assume all risks associated with use of the data provided on this page.



Race Results



November 12, 2024, Race 7, RENWICK FARMS DOMINION TROT (STAND TROT), Distance 3200m, Addington - Survey 3200m

| Result | TAB no. | Horse (Barrier) | 3200 to | 3000m to | 2800m to | 2600m to | 2400m to |
|--------|---------|------------------------------|--------------|--------------|--------------|--------------|--------------|
| 2nd | 9 | Mighty Logan (10) | 3000m | 2800m | 2600m | 2400m | 2200m |
| | | Position in running (margin) | - | 1(0.0) | 2(3.2) | 3(3.6) | 3(4.8) |
| | | Sectional time (s) | 16.04 | 14.91 | 15.55 | 15.85 | 16.28 |
| | | Cumulative time (s) | 243.75 | 227.71 | 212.80 | 197.25 | 181.40 |
| | | Speed (m/s) | 12.47 | 13.41 | 12.86 | 12.62 | 12.29 |
| | | Stride length (m) | 5.83 | 6.28 | 6.22 | 6.26 | 6.19 |
| | | Stride duration (s) | 0.454 | 0.469 | 0.484 | 0.496 | 0.504 |
| | | Stride efficiency (%) | 53.17 | 61.72 | 60.43 | 61.30 | 59.79 |
| | | Stride count | 34.29 | 31.82 | 32.16 | 31.93 | 32.33 |

Disclaimer.

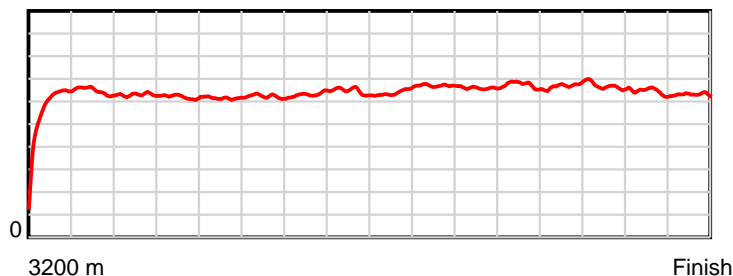
HRNZ and NZMTC and Thoroughbred Ratings Pty Ltd accepts no responsibility for the completeness or accuracy of any of the information contained herein, and makes no representations about its suitability for any particular purpose. Users should make their own judgements about those matters and/or seek independent advice. You assume all risks associated with use of the data provided on this page.

Race Results

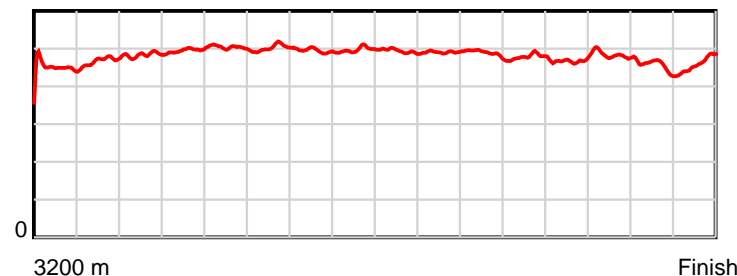
November 12, 2024, Race 7, RENWICK FARMS DOMINION TROT (STAND TROT), Distance 3200m, Addington - Survey 3200m

| Result | TAB no. | Horse (Barrier) | 2200m to | 2000m to | 1800m to | 1600m to | 1400m to | 1200m to | 1000m to | 800m to | 600m to | 400m to | 200m to | Total or | Margin |
|--------|---------|------------------------------|--------------|--------------|--------------|--------------|--------------|--------------|-------------|-------------|-------------|-------------|-----------|----------------|--------|
| 2nd | 9 | Mighty Logan (10) | 2000m | 1800m | 1600m | 1400m | 1200m | 1000m | 800m | 600m | 400m | 200m | WP | Average | |
| | | Position in running (margin) | 3(4.6) | 3(3.9) | 4(3.6) | 6(3.3) | 6(5.4) | 5(4.6) | 5(4.6) | 5(4.2) | 4(3.5) | 4(4.9) | 3(5.4) | | 2.50 |
| | | Sectional time (s) | 16.25 | 15.80 | 15.85 | 15.53 | 14.77 | 14.66 | 14.39 | 14.05 | 14.91 | 14.17 | 14.74 | | |
| | | Cumulative time (s) | 165.12 | 148.87 | 133.07 | 117.22 | 101.69 | 86.92 | 72.26 | 57.87 | 43.82 | 28.91 | 14.74 | 4:03.75 | |
| | | Speed (m/s) | 12.31 | 12.66 | 12.62 | 12.88 | 13.54 | 13.64 | 13.90 | 14.23 | 13.41 | 14.11 | 13.57 | 13.13 | |
| | | Stride length (m) | 6.18 | 6.26 | 6.27 | 6.36 | 6.65 | 6.65 | 6.64 | 6.67 | 6.47 | 6.36 | 6.31 | 6.34 | |
| | | Stride duration (s) | 0.502 | 0.494 | 0.497 | 0.494 | 0.491 | 0.487 | 0.478 | 0.469 | 0.483 | 0.451 | 0.465 | 0.483 | |
| | | Stride efficiency (%) | 59.68 | 61.17 | 61.46 | 63.13 | 69.10 | 69.08 | 68.97 | 69.58 | 65.48 | 63.30 | 62.22 | 62.88 | |
| | | Stride count | 32.36 | 31.97 | 31.89 | 31.47 | 30.08 | 30.08 | 30.10 | 29.97 | 30.90 | 31.42 | 31.70 | 504.47 | |

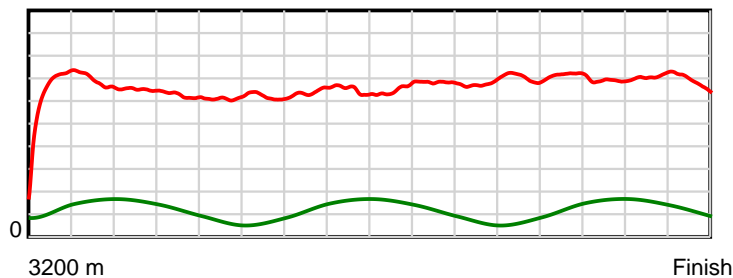
10 m Stride length



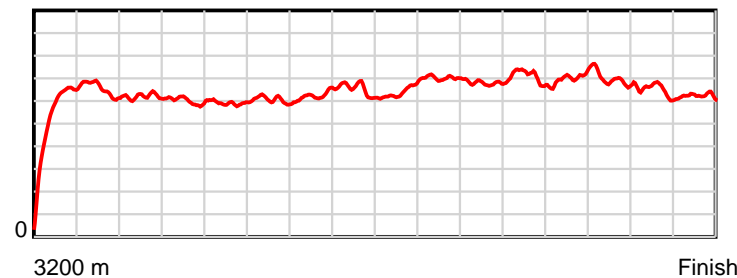
0.6 s Stride duration



20 m/sec Speed



100 % Stride efficiency



Note: Horizontal distance axis grid lines are 200m furlongs.

Disclaimer.

HRNZ and NZMTC and Thoroughbred Ratings Pty Ltd accepts no responsibility for the completeness or accuracy of any of the information contained herein, and makes no representations about its suitability for any particular purpose. Users should make their own judgements about those matters and/or seek independent advice. You assume all risks associated with use of the data provided on this page.



Race Results



November 12, 2024, Race 7, RENWICK FARMS DOMINION TROT (STAND TROT), Distance 3200m, Addington - Survey 3200m

| Result | TAB no. | Horse (Barrier) | 3200 to | 3000m to | 2800m to | 2600m to | 2400m to |
|--------|---------|------------------------------|---------|----------|----------|----------|----------|
| 3rd | 14 | Oscar Bonavena (13) | 3000m | 2800m | 2600m | 2400m | 2200m |
| | | Position in running (margin) | - | 9(6.6) | 6(6.7) | 6(7.0) | 6(7.8) |
| | | Sectional time (s) | 17.03 | 14.39 | 15.54 | 15.77 | 16.34 |
| | | Cumulative time (s) | 243.96 | 226.93 | 212.54 | 197.00 | 181.23 |
| | | Speed (m/s) | 11.75 | 13.90 | 12.87 | 12.68 | 12.24 |
| | | Stride length (m) | 5.67 | 6.19 | 5.99 | 5.98 | 5.86 |
| | | Stride duration (s) | 0.450 | 0.445 | 0.465 | 0.472 | 0.478 |
| | | Stride efficiency (%) | 50.30 | 59.85 | 56.07 | 55.93 | 53.60 |
| | | Stride count | 35.25 | 32.32 | 33.39 | 33.43 | 34.15 |

Disclaimer.

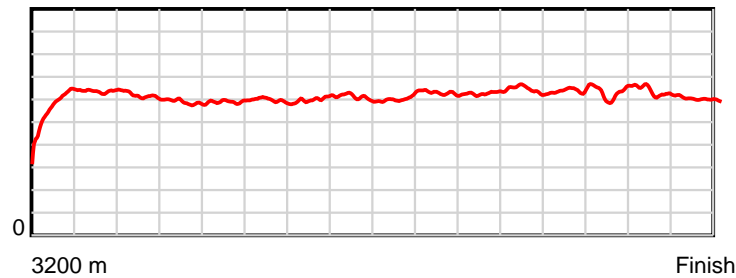
HRNZ and NZMTC and Thoroughbred Ratings Pty Ltd accepts no responsibility for the completeness or accuracy of any of the information contained herein, and makes no representations about its suitability for any particular purpose. Users should make their own judgements about those matters and/or seek independent advice. You assume all risks associated with use of the data provided on this page.

Race Results

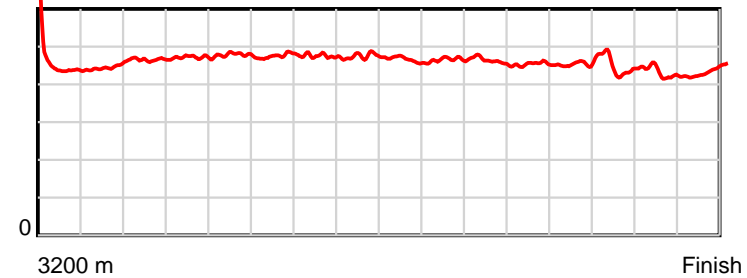
November 12, 2024, Race 7, RENWICK FARMS DOMINION TROT (STAND TROT), Distance 3200m, Addington - Survey 3200m

| Result | TAB no. | Horse (Barrier) | 2200m to | 2000m to | 1800m to | 1600m to | 1400m to | 1200m to | 1000m to | 800m to | 600m to | 400m to | 200m to | Total or | Margin |
|--------|---------|------------------------------|--------------|--------------|--------------|--------------|--------------|--------------|-------------|-------------|-------------|-------------|-----------|----------------|--------|
| 3rd | 14 | Oscar Bonavena (13) | 2000m | 1800m | 1600m | 1400m | 1200m | 1000m | 800m | 600m | 400m | 200m | WP | Average | |
| | | Position in running (margin) | 6(7.9) | 6(7.2) | 8(6.6) | 9(7.2) | 10(8.9) | 10(8.6) | 10(8.7) | 10(8.4) | 10(8.4) | 9(8.1) | 4(8.1) | | 3.70 |
| | | Sectional time (s) | 16.26 | 15.73 | 16.01 | 15.45 | 14.87 | 14.68 | 14.41 | 14.16 | 14.63 | 14.07 | 14.62 | | |
| | | Cumulative time (s) | 164.89 | 148.63 | 132.90 | 116.89 | 101.44 | 86.57 | 71.89 | 57.48 | 43.32 | 28.69 | 14.62 | 4:03.96 | |
| | | Speed (m/s) | 12.30 | 12.71 | 12.49 | 12.94 | 13.45 | 13.62 | 13.88 | 14.12 | 13.67 | 14.21 | 13.68 | 13.12 | |
| | | Stride length (m) | 5.85 | 6.03 | 5.93 | 6.01 | 6.29 | 6.29 | 6.30 | 6.46 | 6.08 | 6.09 | 6.00 | 6.06 | |
| | | Stride duration (s) | 0.476 | 0.475 | 0.475 | 0.464 | 0.467 | 0.461 | 0.454 | 0.458 | 0.445 | 0.428 | 0.438 | 0.462 | |
| | | Stride efficiency (%) | 53.51 | 56.89 | 54.99 | 56.48 | 61.75 | 61.74 | 61.98 | 65.22 | 57.83 | 57.87 | 56.24 | 57.33 | |
| | | Stride count | 34.18 | 33.15 | 33.72 | 33.27 | 31.82 | 31.82 | 31.76 | 30.96 | 32.88 | 32.87 | 33.34 | 528.31 | |

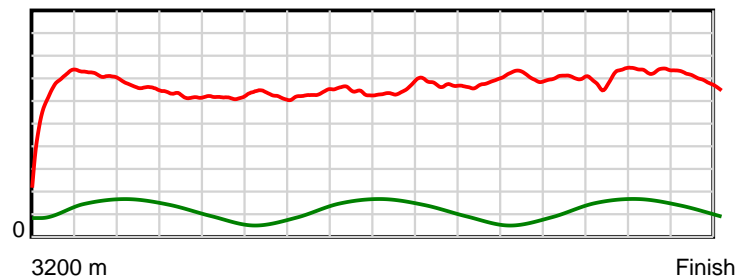
10 m Stride length



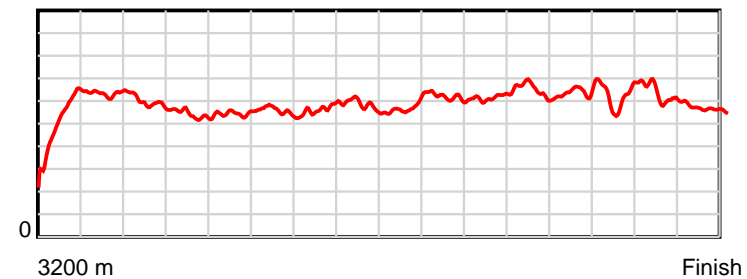
0.6 s Stride duration



20 m/sec Speed



100 % Stride efficiency



Note: Horizontal distance axis grid lines are 200m furlongs.

Disclaimer.

HRNZ and NZMTC and Thoroughbred Ratings Pty Ltd accepts no responsibility for the completeness or accuracy of any of the information contained herein, and makes no representations about its suitability for any particular purpose. Users should make their own judgements about those matters and/or seek independent advice. You assume all risks associated with use of the data provided on this page.



Race Results



November 12, 2024, Race 7, RENWICK FARMS DOMINION TROT (STAND TROT), Distance 3200m, Addington - Survey 3200m

| Result | TAB no. | Horse (Barrier) | 3200 to | 3000m to | 2800m to | 2600m to | 2400m to |
|--------|---------|------------------------------|---------|----------|----------|----------|----------|
| 4th | 6 | Arcee Phoenix (7) | 3000m | 2800m | 2600m | 2400m | 2200m |
| | | Position in running (margin) | - | 12(8.5) | 13(13.3) | 11(12.5) | 12(13.9) |
| | | Sectional time (s) | 17.35 | 15.18 | 15.35 | 15.88 | 16.38 |
| | | Cumulative time (s) | 244.36 | 227.01 | 211.83 | 196.48 | 180.60 |
| | | Speed (m/s) | 11.53 | 13.18 | 13.03 | 12.59 | 12.21 |
| | | Stride length (m) | 5.78 | 6.22 | 6.29 | 6.24 | 6.19 |
| | | Stride duration (s) | 0.475 | 0.472 | 0.483 | 0.496 | 0.507 |
| | | Stride efficiency (%) | 52.26 | 60.49 | 61.90 | 60.91 | 59.78 |
| | | Stride count | 34.58 | 32.14 | 31.78 | 32.03 | 32.33 |

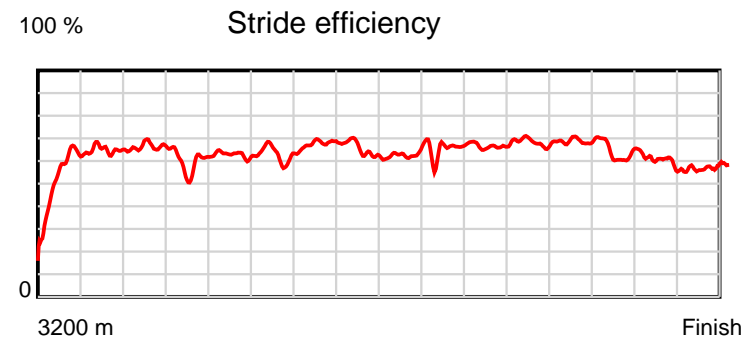
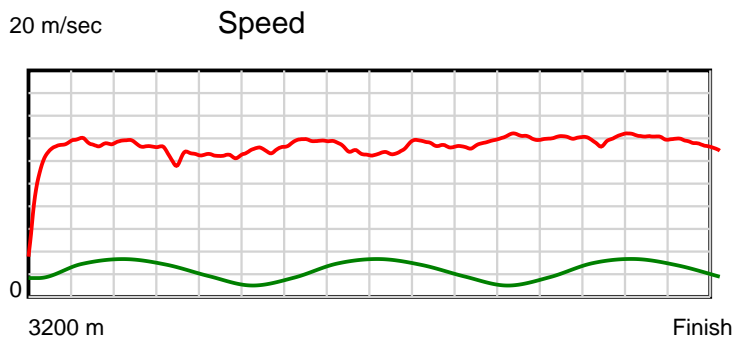
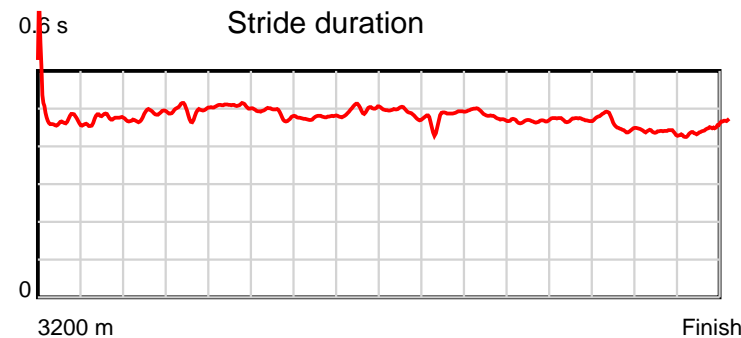
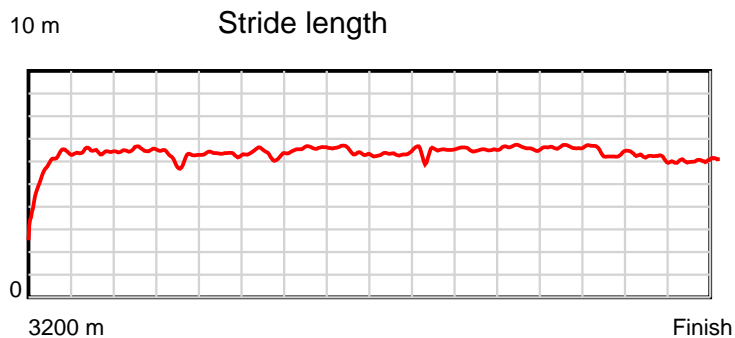
Disclaimer.

HRNZ and NZMTC and Thoroughbred Ratings Pty Ltd accepts no responsibility for the completeness or accuracy of any of the information contained herein, and makes no representations about its suitability for any particular purpose. Users should make their own judgements about those matters and/or seek independent advice. You assume all risks associated with use of the data provided on this page.

Race Results

November 12, 2024, Race 7, RENWICK FARMS DOMINION TROT (STAND TROT), Distance 3200m, Addington - Survey 3200m

| Result | TAB no. | Horse (Barrier) | 2200m to | 2000m to | 1800m to | 1600m to | 1400m to | 1200m to | 1000m to | 800m to | 600m to | 400m to | 200m to | Total or | Margin |
|--------|---------|------------------------------|----------|----------|----------|----------|----------|----------|----------|---------|---------|---------|---------|----------|--------|
| 4th | 6 | Arcee Phoenix (7) | 2000m | 1800m | 1600m | 1400m | 1200m | 1000m | 800m | 600m | 400m | 200m | WP | Average | |
| | | Position in running (margin) | 12(14.3) | 10(11.0) | 3(3.2) | 5(3.1) | 5(4.7) | 6(4.7) | 6(5.0) | 6(4.7) | 6(4.7) | 5(5.7) | 5(8.3) | | 5.90 |
| | | Sectional time (s) | 15.83 | 14.54 | 15.90 | 15.44 | 14.90 | 14.72 | 14.42 | 14.16 | 14.84 | 14.52 | 14.95 | | |
| | | Cumulative time (s) | 164.22 | 148.39 | 133.85 | 117.95 | 102.51 | 87.61 | 72.89 | 58.47 | 44.31 | 29.47 | 14.95 | 4:04.36 | |
| | | Speed (m/s) | 12.63 | 13.76 | 12.58 | 12.95 | 13.42 | 13.59 | 13.87 | 14.12 | 13.48 | 13.77 | 13.38 | 13.10 | |
| | | Stride length (m) | 6.15 | 6.56 | 6.28 | 6.32 | 6.45 | 6.52 | 6.49 | 6.67 | 6.11 | 6.00 | 6.04 | 6.26 | |
| | | Stride duration (s) | 0.486 | 0.477 | 0.499 | 0.488 | 0.480 | 0.480 | 0.468 | 0.472 | 0.454 | 0.436 | 0.451 | 0.478 | |
| | | Stride efficiency (%) | 59.01 | 67.21 | 61.60 | 62.49 | 64.92 | 66.35 | 65.90 | 69.42 | 58.38 | 56.29 | 56.93 | 61.26 | |
| | | Stride count | 32.55 | 30.50 | 31.85 | 31.63 | 31.03 | 30.69 | 30.80 | 30.01 | 32.72 | 33.32 | 33.14 | 511.10 | |



Note: Horizontal distance axis grid lines are 200m furlongs.

Disclaimer.

HRNZ and NZMTC and Thoroughbred Ratings Pty Ltd accepts no responsibility for the completeness or accuracy of any of the information contained herein, and makes no representations about its suitability for any particular purpose. Users should make their own judgements about those matters and/or seek independent advice. You assume all risks associated with use of the data provided on this page.



Race Results



November 12, 2024, Race 7, RENWICK FARMS DOMINION TROT (STAND TROT), Distance 3200m, Addington - Survey 3200m

| Result | TAB no. | Horse (Barrier) | 3200 to | 3000m to | 2800m to | 2600m to | 2400m to |
|--------|---------|------------------------------|--------------|--------------|--------------|--------------|--------------|
| 5th | 4 | One Over All (5) | 3000m | 2800m | 2600m | 2400m | 2200m |
| | | Position in running (margin) | - | 3(2.0) | 5(5.5) | 4(5.1) | 5(6.5) |
| | | Sectional time (s) | 16.31 | 14.95 | 15.42 | 15.87 | 16.27 |
| | | Cumulative time (s) | 244.41 | 228.10 | 213.15 | 197.73 | 181.86 |
| | | Speed (m/s) | 12.27 | 13.38 | 12.97 | 12.60 | 12.29 |
| | | Stride length (m) | 5.30 | 5.92 | 5.82 | 5.68 | 5.72 |
| | | Stride duration (s) | 0.425 | 0.443 | 0.449 | 0.451 | 0.465 |
| | | Stride efficiency (%) | 43.97 | 54.82 | 52.86 | 50.44 | 51.11 |
| | | Stride count | 37.70 | 33.77 | 34.39 | 35.20 | 34.97 |

Disclaimer.

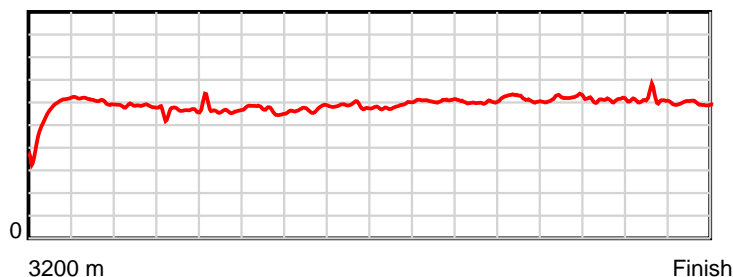
HRNZ and NZMTC and Thoroughbred Ratings Pty Ltd accepts no responsibility for the completeness or accuracy of any of the information contained herein, and makes no representations about its suitability for any particular purpose. Users should make their own judgements about those matters and/or seek independent advice. You assume all risks associated with use of the data provided on this page.

Race Results

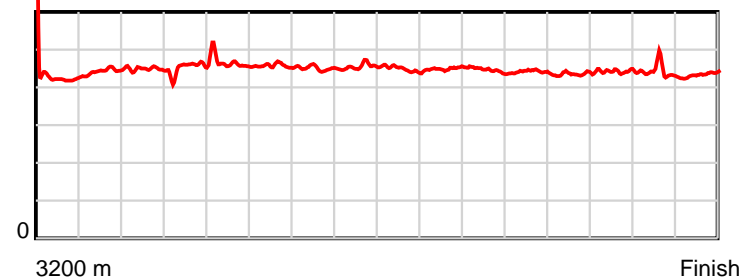
November 12, 2024, Race 7, RENWICK FARMS DOMINION TROT (STAND TROT), Distance 3200m, Addington - Survey 3200m

| Result | TAB no. | Horse (Barrier) | 2200m to | 2000m to | 1800m to | 1600m to | 1400m to | 1200m to | 1000m to | 800m to | 600m to | 400m to | 200m to | Total or | Margin |
|--------|---------|------------------------------|--------------|--------------|--------------|--------------|--------------|--------------|-------------|-------------|-------------|-------------|-----------|----------------|--------|
| 5th | 4 | One Over All (5) | 2000m | 1800m | 1600m | 1400m | 1200m | 1000m | 800m | 600m | 400m | 200m | WP | Average | |
| | | Position in running (margin) | 4(6.2) | 5(6.4) | 7(6.0) | 8(6.2) | 7(6.9) | 7(6.1) | 7(6.0) | 7(6.3) | 7(5.7) | 7(7.5) | 8(10.7) | | 6.10 |
| | | Sectional time (s) | 16.42 | 15.77 | 15.94 | 15.28 | 14.77 | 14.65 | 14.52 | 14.06 | 14.98 | 14.62 | 14.58 | | |
| | | Cumulative time (s) | 165.59 | 149.17 | 133.40 | 117.46 | 102.18 | 87.41 | 72.76 | 58.24 | 44.18 | 29.20 | 14.58 | 4:04.41 | |
| | | Speed (m/s) | 12.18 | 12.68 | 12.55 | 13.09 | 13.54 | 13.65 | 13.77 | 14.22 | 13.35 | 13.68 | 13.72 | 13.09 | |
| | | Stride length (m) | 5.57 | 5.72 | 5.71 | 5.87 | 6.08 | 6.08 | 6.07 | 6.18 | 5.90 | 6.00 | 5.97 | 5.84 | |
| | | Stride duration (s) | 0.457 | 0.451 | 0.455 | 0.448 | 0.449 | 0.445 | 0.440 | 0.435 | 0.442 | 0.439 | 0.435 | 0.446 | |
| | | Stride efficiency (%) | 48.45 | 51.10 | 50.87 | 53.84 | 57.73 | 57.74 | 57.54 | 59.72 | 54.35 | 56.31 | 55.62 | 53.30 | |
| | | Stride count | 35.92 | 34.98 | 35.05 | 34.07 | 32.91 | 32.90 | 32.96 | 32.35 | 33.91 | 33.32 | 33.52 | 547.92 | |

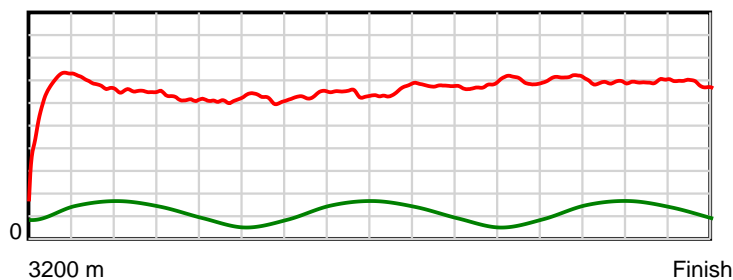
10 m Stride length



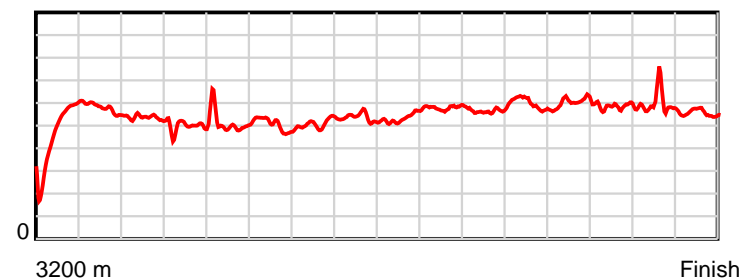
0.6 s Stride duration



20 m/sec Speed



100 % Stride efficiency



Note: Horizontal distance axis grid lines are 200m furlongs.

Disclaimer.

HRNZ and NZMTC and Thoroughbred Ratings Pty Ltd accepts no responsibility for the completeness or accuracy of any of the information contained herein, and makes no representations about its suitability for any particular purpose. Users should make their own judgements about those matters and/or seek independent advice. You assume all risks associated with use of the data provided on this page.



Race Results



November 12, 2024, Race 7, RENWICK FARMS DOMINION TROT (STAND TROT), Distance 3200m, Addington - Survey 3200m

| Result | TAB no. | Horse (Barrier) | 3200 to | 3000m to | 2800m to | 2600m to | 2400m to |
|--------|---------|------------------------------|---------|----------|----------|----------|----------|
| 6th | 10 | Love N The Por... (11) | 3000m | 2800m | 2600m | 2400m | 2200m |
| | | Position in running (margin) | - | 2(0.9) | 1(0.0) | 1(0.0) | 2(1.8) |
| | | Sectional time (s) | 16.02 | 14.23 | 15.48 | 15.94 | 16.42 |
| | | Cumulative time (s) | 244.88 | 228.86 | 214.63 | 199.15 | 183.21 |
| | | Speed (m/s) | 12.49 | 14.05 | 12.92 | 12.55 | 12.18 |
| | | Stride length (m) | 5.50 | 6.14 | 6.02 | 6.12 | 6.02 |
| | | Stride duration (s) | 0.438 | 0.437 | 0.466 | 0.488 | 0.494 |
| | | Stride efficiency (%) | 47.24 | 58.87 | 56.59 | 58.52 | 56.63 |
| | | Stride count | 36.38 | 32.58 | 33.23 | 32.68 | 33.22 |

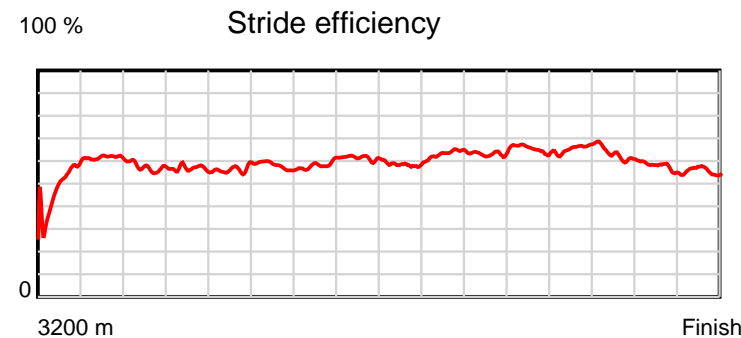
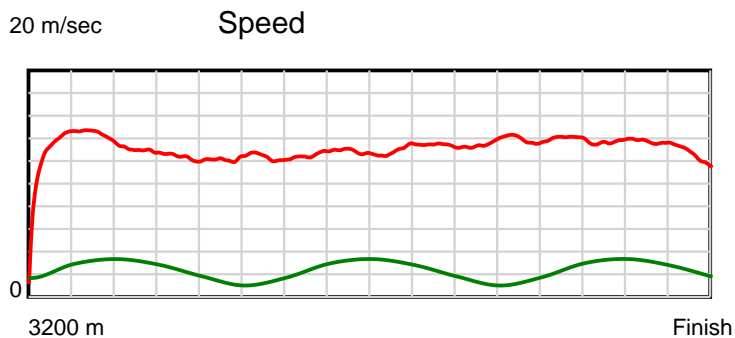
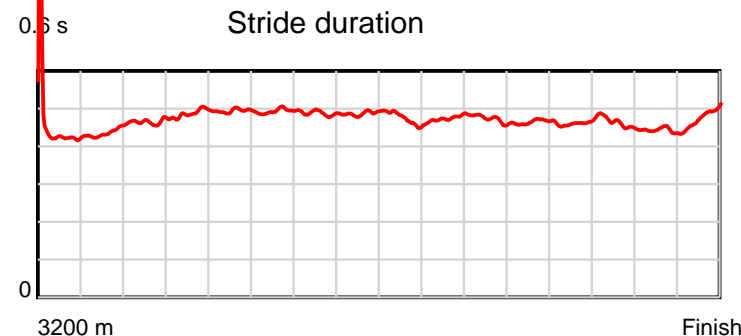
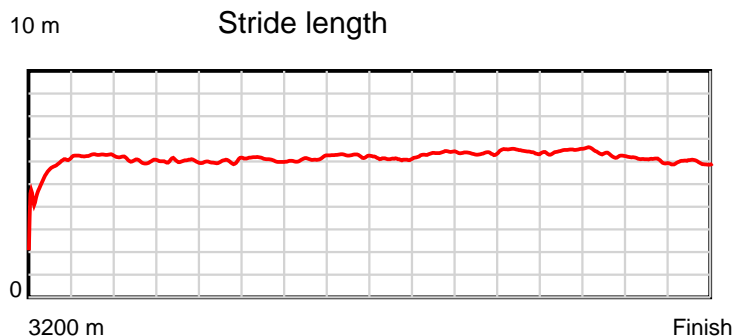
Disclaimer.

HRNZ and NZMTC and Thoroughbred Ratings Pty Ltd accepts no responsibility for the completeness or accuracy of any of the information contained herein, and makes no representations about its suitability for any particular purpose. Users should make their own judgements about those matters and/or seek independent advice. You assume all risks associated with use of the data provided on this page.

Race Results

November 12, 2024, Race 7, RENWICK FARMS DOMINION TROT (STAND TROT), Distance 3200m, Addington - Survey 3200m

| Result | TAB no. | Horse (Barrier) | 2200m to | 2000m to | 1800m to | 1600m to | 1400m to | 1200m to | 1000m to | 800m to | 600m to | 400m to | 200m to | Total or | Margin |
|--------|---------|------------------------------|----------|----------|----------|----------|----------|----------|----------|---------|---------|---------|---------|----------|--------|
| 6th | 10 | Love N The Por... (11) | 2000m | 1800m | 1600m | 1400m | 1200m | 1000m | 800m | 600m | 400m | 200m | WP | Average | |
| | | Position in running (margin) | 2(2.4) | 2(2.3) | 2(2.1) | 2(1.2) | 3(2.6) | 3(2.3) | 3(2.0) | 3(1.9) | 2(1.9) | 2(1.9) | 2(4.7) | | 8.70 |
| | | Sectional time (s) | 16.36 | 15.81 | 15.76 | 15.40 | 14.85 | 14.62 | 14.44 | 14.17 | 14.67 | 14.55 | 16.16 | | |
| | | Cumulative time (s) | 166.79 | 150.43 | 134.62 | 118.86 | 103.46 | 88.61 | 73.99 | 59.55 | 45.38 | 30.71 | 16.16 | 4:04.88 | |
| | | Speed (m/s) | 12.22 | 12.65 | 12.69 | 12.99 | 13.47 | 13.68 | 13.85 | 14.11 | 13.63 | 13.75 | 12.38 | 13.07 | |
| | | Stride length (m) | 6.03 | 6.17 | 6.19 | 6.13 | 6.40 | 6.46 | 6.44 | 6.51 | 6.29 | 6.08 | 5.95 | 6.14 | |
| | | Stride duration (s) | 0.493 | 0.488 | 0.487 | 0.472 | 0.475 | 0.472 | 0.465 | 0.461 | 0.461 | 0.442 | 0.481 | 0.470 | |
| | | Stride efficiency (%) | 56.85 | 59.55 | 59.80 | 58.79 | 64.00 | 65.23 | 64.74 | 66.16 | 61.80 | 57.72 | 55.41 | 58.97 | |
| | | Stride count | 33.16 | 32.40 | 32.33 | 32.61 | 31.25 | 30.95 | 31.07 | 30.74 | 31.80 | 32.91 | 33.59 | 520.90 | |



Note: Horizontal distance axis grid lines are 200m furlongs.

Disclaimer.

HRNZ and NZMTC and Thoroughbred Ratings Pty Ltd accepts no responsibility for the completeness or accuracy of any of the information contained herein, and makes no representations about its suitability for any particular purpose. Users should make their own judgements about those matters and/or seek independent advice. You assume all risks associated with use of the data provided on this page.



Race Results



November 12, 2024, Race 7, RENWICK FARMS DOMINION TROT (STAND TROT), Distance 3200m, Addington - Survey 3200m

| Result | TAB no. | Horse (Barrier) | 3200 to | 3000m to | 2800m to | 2600m to | 2400m to |
|--------|---------|------------------------------|---------|----------|----------|----------|----------|
| 7th | 3 | Midnight Dash (4) | 3000m | 2800m | 2600m | 2400m | 2200m |
| | | Position in running (margin) | - | 13(8.8) | 10(9.4) | 8(9.0) | 8(10.0) |
| | | Sectional time (s) | 17.33 | 14.48 | 15.43 | 15.81 | 16.25 |
| | | Cumulative time (s) | 244.95 | 227.62 | 213.14 | 197.71 | 181.90 |
| | | Speed (m/s) | 11.54 | 13.81 | 12.96 | 12.65 | 12.31 |
| | | Stride length (m) | 5.76 | 6.31 | 6.32 | 6.45 | 6.09 |
| | | Stride duration (s) | 0.482 | 0.457 | 0.488 | 0.509 | 0.495 |
| | | Stride efficiency (%) | 51.78 | 62.16 | 62.42 | 64.93 | 58.00 |
| | | Stride count | 34.74 | 31.71 | 31.64 | 31.03 | 32.83 |

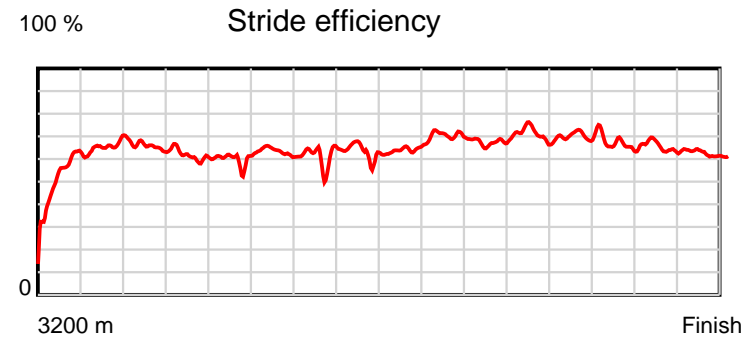
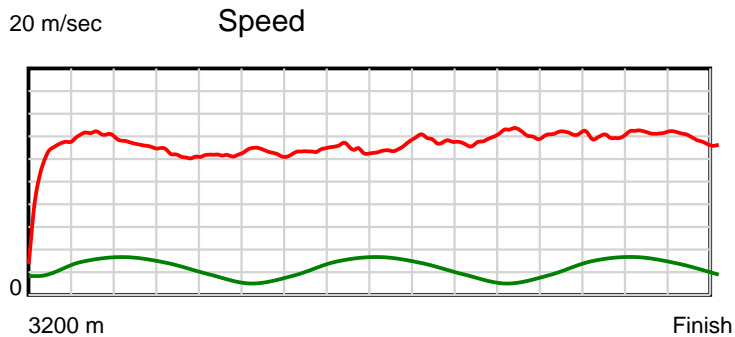
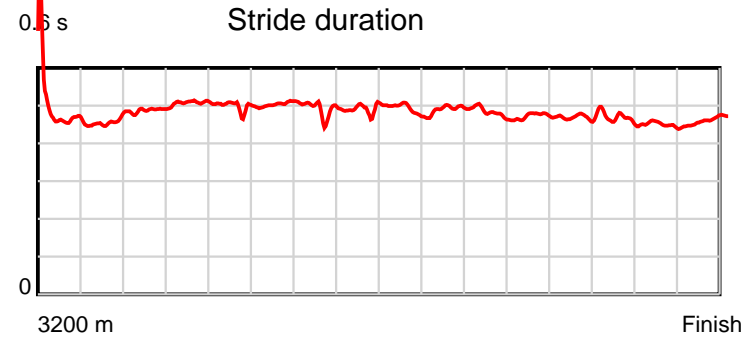
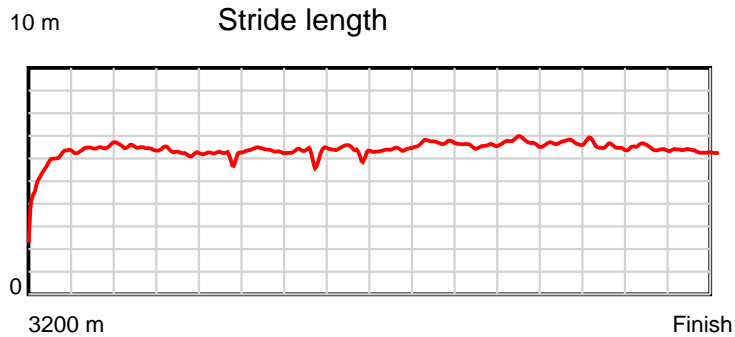
Disclaimer.

HRNZ and NZMTC and Thoroughbred Ratings Pty Ltd accepts no responsibility for the completeness or accuracy of any of the information contained herein, and makes no representations about its suitability for any particular purpose. Users should make their own judgements about those matters and/or seek independent advice. You assume all risks associated with use of the data provided on this page.

Race Results

November 12, 2024, Race 7, RENWICK FARMS DOMINION TROT (STAND TROT), Distance 3200m, Addington - Survey 3200m

| Result | TAB no. | Horse (Barrier) | 2200m to | 2000m to | 1800m to | 1600m to | 1400m to | 1200m to | 1000m to | 800m to | 600m to | 400m to | 200m to | Total or | Margin |
|--------|---------|------------------------------|--------------|--------------|--------------|--------------|--------------|--------------|-------------|-------------|-------------|-------------|-----------|----------------|--------|
| 7th | 3 | Midnight Dash (4) | 2000m | 1800m | 1600m | 1400m | 1200m | 1000m | 800m | 600m | 400m | 200m | WP | Average | |
| | | Position in running (margin) | 8(9.6) | 8(9.3) | 11(8.6) | 11(9.4) | 11(10.6) | 12(10.4) | 12(10.5) | 12(10.2) | 12(10.2) | 12(11.1) | 9(12.6) | | 9.10 |
| | | Sectional time (s) | 16.32 | 15.73 | 16.05 | 15.37 | 14.86 | 14.69 | 14.42 | 14.16 | 14.82 | 14.33 | 14.90 | | |
| | | Cumulative time (s) | 165.65 | 149.33 | 133.60 | 117.55 | 102.18 | 87.32 | 72.63 | 58.21 | 44.05 | 29.23 | 14.90 | 4:04.95 | |
| | | Speed (m/s) | 12.25 | 12.71 | 12.46 | 13.01 | 13.46 | 13.61 | 13.87 | 14.12 | 13.50 | 13.96 | 13.42 | 13.06 | |
| | | Stride length (m) | 6.18 | 6.23 | 6.09 | 6.36 | 6.64 | 6.53 | 6.56 | 6.67 | 6.23 | 6.27 | 6.24 | 6.30 | |
| | | Stride duration (s) | 0.504 | 0.490 | 0.489 | 0.488 | 0.493 | 0.479 | 0.473 | 0.472 | 0.461 | 0.450 | 0.465 | 0.482 | |
| | | Stride efficiency (%) | 59.61 | 60.71 | 57.95 | 63.14 | 68.87 | 66.57 | 67.33 | 69.50 | 60.61 | 61.52 | 60.78 | 62.01 | |
| | | Stride count | 32.38 | 32.09 | 32.84 | 31.46 | 30.13 | 30.64 | 30.47 | 29.99 | 32.11 | 31.87 | 32.07 | 508.00 | |



Note: Horizontal distance axis grid lines are 200m furlongs.

Disclaimer.

HRNZ and NZMTC and Thoroughbred Ratings Pty Ltd accepts no responsibility for the completeness or accuracy of any of the information contained herein, and makes no representations about its suitability for any particular purpose. Users should make their own judgements about those matters and/or seek independent advice. You assume all risks associated with use of the data provided on this page.



Race Results



November 12, 2024, Race 7, RENWICK FARMS DOMINION TROT (STAND TROT), Distance 3200m, Addington - Survey 3200m

| Result | TAB no. | Horse (Barrier) | 3200 to | 3000m to | 2800m to | 2600m to | 2400m to |
|--------|---------|------------------------------|--------------|--------------|--------------|--------------|--------------|
| 8th | 5 | Mystic Max (6) | 3000m | 2800m | 2600m | 2400m | 2200m |
| | | Position in running (margin) | - | 4(4.1) | 4(5.0) | 5(5.2) | 4(5.9) |
| | | Sectional time (s) | 16.67 | 14.53 | 15.52 | 15.77 | 16.36 |
| | | Cumulative time (s) | 245.13 | 228.46 | 213.93 | 198.41 | 182.64 |
| | | Speed (m/s) | 12.00 | 13.76 | 12.89 | 12.68 | 12.22 |
| | | Stride length (m) | 5.56 | 5.98 | 5.94 | 5.90 | 5.69 |
| | | Stride duration (s) | 0.442 | 0.435 | 0.461 | 0.466 | 0.465 |
| | | Stride efficiency (%) | 48.34 | 55.95 | 55.11 | 54.47 | 50.53 |
| | | Stride count | 35.96 | 33.42 | 33.68 | 33.88 | 35.17 |

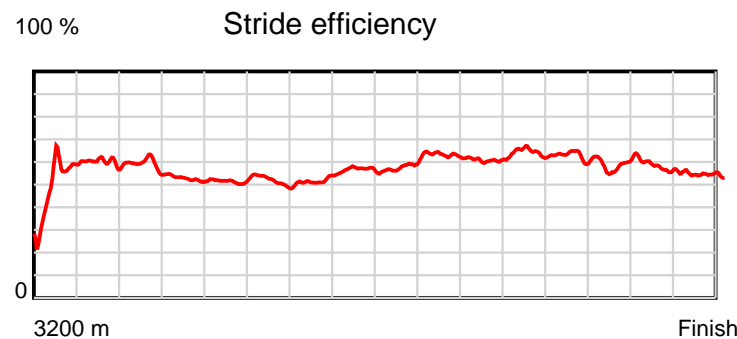
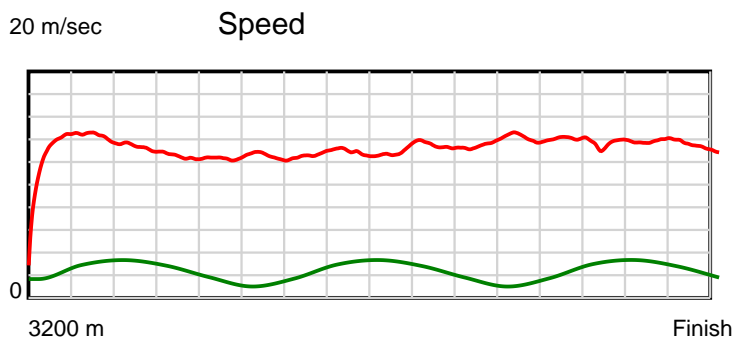
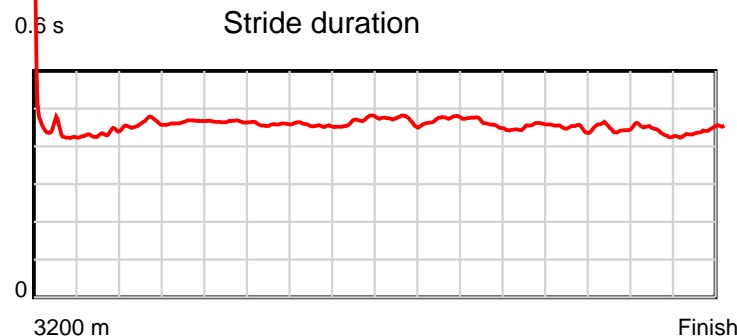
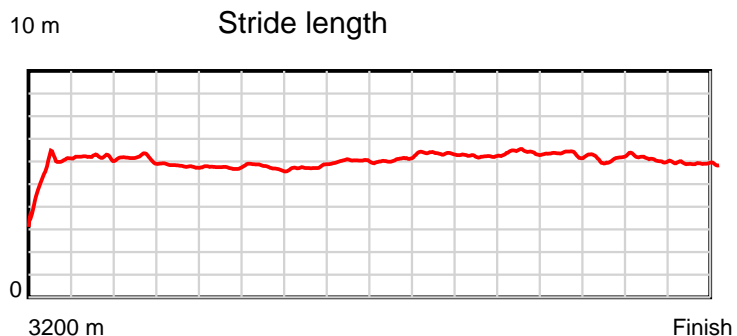
Disclaimer.

HRNZ and NZMTC and Thoroughbred Ratings Pty Ltd accepts no responsibility for the completeness or accuracy of any of the information contained herein, and makes no representations about its suitability for any particular purpose. Users should make their own judgements about those matters and/or seek independent advice. You assume all risks associated with use of the data provided on this page.

Race Results

November 12, 2024, Race 7, RENWICK FARMS DOMINION TROT (STAND TROT), Distance 3200m, Addington - Survey 3200m

| Result | TAB no. | Horse (Barrier) | 2200m to | 2000m to | 1800m to | 1600m to | 1400m to | 1200m to | 1000m to | 800m to | 600m to | 400m to | 200m to | Total or | Margin |
|--------|---------|------------------------------|--------------|--------------|--------------|--------------|--------------|--------------|-------------|-------------|-------------|-------------|-----------|----------------|--------|
| 8th | 5 | Mystic Max (6) | 2000m | 1800m | 1600m | 1400m | 1200m | 1000m | 800m | 600m | 400m | 200m | WP | Average | |
| | | Position in running (margin) | 5(6.2) | 4(5.4) | 5(4.5) | 7(5.6) | 8(7.6) | 8(7.0) | 8(7.2) | 8(6.6) | 8(6.7) | 10(9.1) | 10(13.0) | | 10.00 |
| | | Sectional time (s) | 16.25 | 15.69 | 16.09 | 15.49 | 14.81 | 14.71 | 14.36 | 14.18 | 15.08 | 14.72 | 14.90 | | |
| | | Cumulative time (s) | 166.28 | 150.03 | 134.34 | 118.25 | 102.76 | 87.95 | 73.24 | 58.88 | 44.70 | 29.62 | 14.90 | 4:05.13 | |
| | | Speed (m/s) | 12.31 | 12.75 | 12.43 | 12.91 | 13.50 | 13.60 | 13.93 | 14.10 | 13.26 | 13.59 | 13.42 | 13.05 | |
| | | Stride length (m) | 5.65 | 5.80 | 5.83 | 6.05 | 6.40 | 6.23 | 6.32 | 6.34 | 5.96 | 5.91 | 5.96 | 5.96 | |
| | | Stride duration (s) | 0.459 | 0.455 | 0.469 | 0.469 | 0.474 | 0.458 | 0.454 | 0.449 | 0.449 | 0.435 | 0.444 | 0.457 | |
| | | Stride efficiency (%) | 49.80 | 52.62 | 53.06 | 57.17 | 63.91 | 60.62 | 62.47 | 62.74 | 55.42 | 54.66 | 55.53 | 55.51 | |
| | | Stride count | 35.43 | 34.46 | 34.32 | 33.07 | 31.27 | 32.11 | 31.63 | 31.56 | 33.58 | 33.82 | 33.55 | 536.91 | |



Note: Horizontal distance axis grid lines are 200m furlongs.

Disclaimer.

HRNZ and NZMTC and Thoroughbred Ratings Pty Ltd accepts no responsibility for the completeness or accuracy of any of the information contained herein, and makes no representations about its suitability for any particular purpose. Users should make their own judgements about those matters and/or seek independent advice. You assume all risks associated with use of the data provided on this page.



Race Results



November 12, 2024, Race 7, RENWICK FARMS DOMINION TROT (STAND TROT), Distance 3200m, Addington - Survey 3200m

| Result | TAB no. | Horse (Barrier) | 3200 to | 3000m to | 2800m to | 2600m to | 2400m to |
|--------|---------|------------------------------|---------|----------|----------|----------|----------|
| 9th | 7 | Mr Love (8) | 3000m | 2800m | 2600m | 2400m | 2200m |
| | | Position in running (margin) | - | 7(5.9) | 11(11.1) | 13(14.4) | 13(14.4) |
| | | Sectional time (s) | 17.10 | 15.24 | 16.04 | 15.64 | 16.37 |
| | | Cumulative time (s) | 245.41 | 228.31 | 213.07 | 197.03 | 181.39 |
| | | Speed (m/s) | 11.70 | 13.12 | 12.47 | 12.79 | 12.22 |
| | | Stride length (m) | 5.54 | 5.98 | 6.00 | 6.13 | 5.98 |
| | | Stride duration (s) | 0.446 | 0.456 | 0.481 | 0.479 | 0.490 |
| | | Stride efficiency (%) | 47.91 | 55.86 | 56.26 | 58.72 | 55.89 |
| | | Stride count | 36.12 | 33.45 | 33.33 | 32.63 | 33.44 |

Disclaimer.

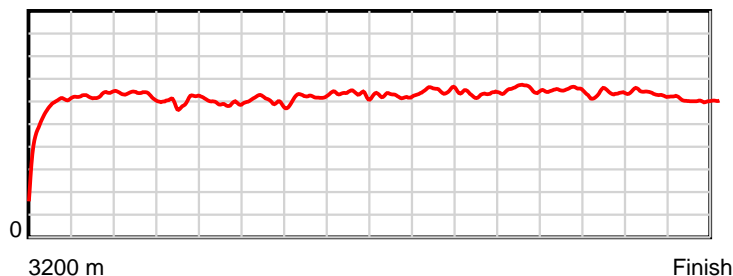
HRNZ and NZMTC and Thoroughbred Ratings Pty Ltd accepts no responsibility for the completeness or accuracy of any of the information contained herein, and makes no representations about its suitability for any particular purpose. Users should make their own judgements about those matters and/or seek independent advice. You assume all risks associated with use of the data provided on this page.

Race Results

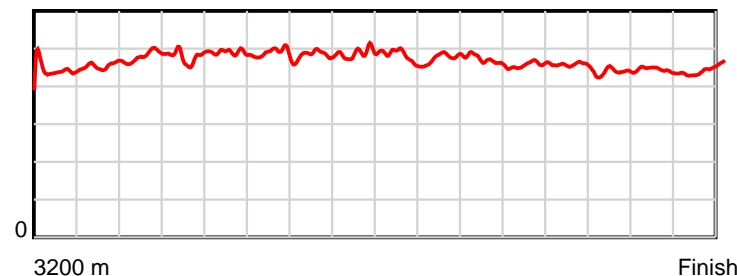
November 12, 2024, Race 7, RENWICK FARMS DOMINION TROT (STAND TROT), Distance 3200m, Addington - Survey 3200m

| Result | TAB no. | Horse (Barrier) | 2200m to | 2000m to | 1800m to | 1600m to | 1400m to | 1200m to | 1000m to | 800m to | 600m to | 400m to | 200m to | Total or | Margin |
|--------|---------|------------------------------|----------|----------|----------|----------|----------|----------|----------|----------|----------|----------|----------|----------|--------|
| 9th | 7 | Mr Love (8) | 2000m | 1800m | 1600m | 1400m | 1200m | 1000m | 800m | 600m | 400m | 200m | WP | Average | |
| | | Position in running (margin) | 13(14.8) | 14(14.0) | 15(12.4) | 15(13.0) | 15(14.9) | 15(14.2) | 15(15.1) | 15(14.3) | 15(13.6) | 13(12.3) | 13(15.0) | | 11.50 |
| | | Sectional time (s) | 16.24 | 15.59 | 16.00 | 15.49 | 14.78 | 14.82 | 14.33 | 14.03 | 14.46 | 14.53 | 14.75 | | |
| | | Cumulative time (s) | 165.02 | 148.78 | 133.19 | 117.19 | 101.70 | 86.92 | 72.10 | 57.77 | 43.74 | 29.28 | 14.75 | 4:05.41 | |
| | | Speed (m/s) | 12.32 | 12.83 | 12.50 | 12.91 | 13.53 | 13.50 | 13.96 | 14.26 | 13.83 | 13.76 | 13.56 | 13.04 | |
| | | Stride length (m) | 5.99 | 6.23 | 6.11 | 6.15 | 6.48 | 6.30 | 6.40 | 6.45 | 6.10 | 6.08 | 6.06 | 6.11 | |
| | | Stride duration (s) | 0.486 | 0.486 | 0.489 | 0.477 | 0.479 | 0.467 | 0.458 | 0.453 | 0.441 | 0.441 | 0.447 | 0.469 | |
| | | Stride efficiency (%) | 56.04 | 60.70 | 58.28 | 59.17 | 65.52 | 61.99 | 63.98 | 65.04 | 58.07 | 57.69 | 57.34 | 58.42 | |
| | | Stride count | 33.40 | 32.09 | 32.75 | 32.50 | 30.89 | 31.75 | 31.26 | 31.00 | 32.81 | 32.92 | 33.02 | 523.36 | |

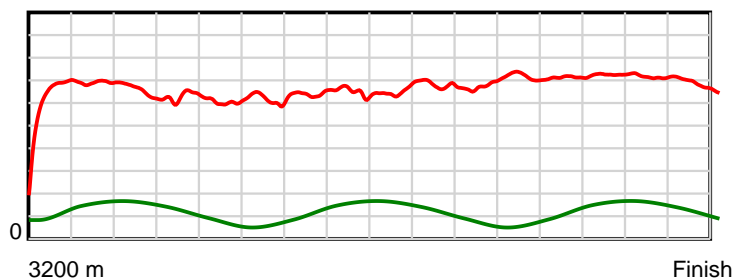
10 m Stride length



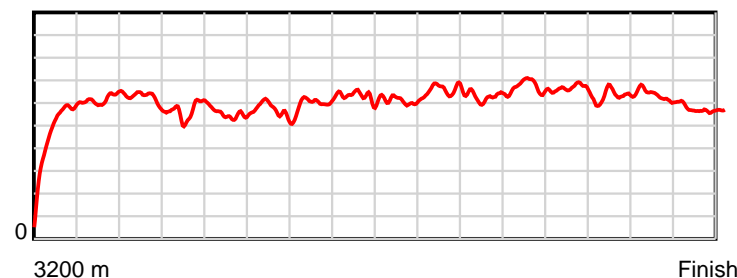
0.6 s Stride duration



20 m/sec Speed



100 % Stride efficiency



Note: Horizontal distance axis grid lines are 200m furlongs.

Disclaimer.

HRNZ and NZMTC and Thoroughbred Ratings Pty Ltd accepts no responsibility for the completeness or accuracy of any of the information contained herein, and makes no representations about its suitability for any particular purpose. Users should make their own judgements about those matters and/or seek independent advice. You assume all risks associated with use of the data provided on this page.



Race Results



November 12, 2024, Race 7, RENWICK FARMS DOMINION TROT (STAND TROT), Distance 3200m, Addington - Survey 3200m

| Result | TAB no. | Horse (Barrier) | 3200 to | 3000m to | 2800m to | 2600m to | 2400m to |
|--------|---------|------------------------------|--------------|--------------|--------------|--------------|--------------|
| 10th | 17 | Fiery Bandito (0) | 3000m | 2800m | 2600m | 2400m | 2200m |
| | | Position in running (margin) | - | 15(13.9) | 15(19.8) | 15(17.3) | 15(18.7) |
| | | Sectional time (s) | 18.32 | 15.37 | 15.06 | 15.88 | 16.27 |
| | | Cumulative time (s) | 245.71 | 227.39 | 212.02 | 196.96 | 181.08 |
| | | Speed (m/s) | 10.92 | 13.01 | 13.28 | 12.59 | 12.29 |
| | | Stride length (m) | 5.86 | 5.94 | 6.08 | 6.12 | 5.95 |
| | | Stride duration (s) | 0.454 | 0.457 | 0.458 | 0.486 | 0.484 |
| | | Stride efficiency (%) | 53.70 | 55.15 | 57.76 | 58.59 | 55.31 |
| | | Stride count | 34.12 | 33.66 | 32.90 | 32.66 | 33.62 |

Disclaimer.

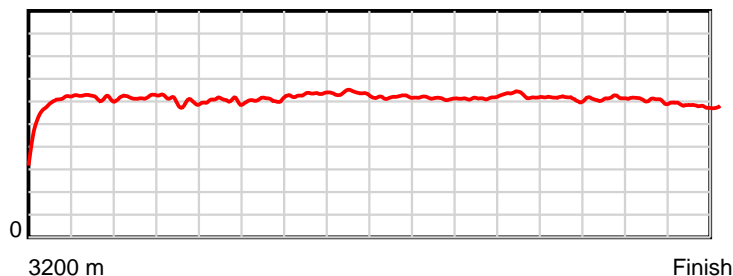
HRNZ and NZMTC and Thoroughbred Ratings Pty Ltd accepts no responsibility for the completeness or accuracy of any of the information contained herein, and makes no representations about its suitability for any particular purpose. Users should make their own judgements about those matters and/or seek independent advice. You assume all risks associated with use of the data provided on this page.

Race Results

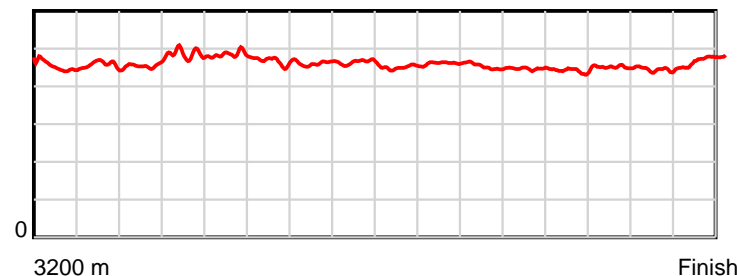
November 12, 2024, Race 7, RENWICK FARMS DOMINION TROT (STAND TROT), Distance 3200m, Addington - Survey 3200m

| Result | TAB no. | Horse (Barrier) | 2200m to | 2000m to | 1800m to | 1600m to | 1400m to | 1200m to | 1000m to | 800m to | 600m to | 400m to | 200m to | Total or | Margin |
|--------|---------|------------------------------|--------------|--------------|--------------|--------------|--------------|--------------|-------------|-------------|-------------|-------------|-----------|----------------|--------|
| 10th | 17 | Fiery Bandito (0) | 2000m | 1800m | 1600m | 1400m | 1200m | 1000m | 800m | 600m | 400m | 200m | WP | Average | |
| | | Position in running (margin) | 15(18.4) | 15(15.3) | 9(6.9) | 4(2.9) | 2(0.8) | 2(1.2) | 2(0.7) | 2(1.2) | 3(2.1) | 3(4.0) | 6(8.9) | | 13.20 |
| | | Sectional time (s) | 15.86 | 14.45 | 15.24 | 14.81 | 14.97 | 14.59 | 14.55 | 14.31 | 14.99 | 14.89 | 16.15 | | |
| | | Cumulative time (s) | 164.81 | 148.95 | 134.50 | 119.26 | 104.45 | 89.48 | 74.89 | 60.34 | 46.03 | 31.04 | 16.15 | 4:05.71 | |
| | | Speed (m/s) | 12.61 | 13.84 | 13.12 | 13.50 | 13.36 | 13.71 | 13.75 | 13.98 | 13.34 | 13.43 | 12.38 | 13.02 | |
| | | Stride length (m) | 5.89 | 6.38 | 6.06 | 6.10 | 6.18 | 6.17 | 6.13 | 6.19 | 6.01 | 5.97 | 5.86 | 6.05 | |
| | | Stride duration (s) | 0.467 | 0.461 | 0.462 | 0.452 | 0.463 | 0.450 | 0.446 | 0.443 | 0.451 | 0.445 | 0.473 | 0.465 | |
| | | Stride efficiency (%) | 54.24 | 63.53 | 57.39 | 58.07 | 59.72 | 59.55 | 58.81 | 59.91 | 56.47 | 55.76 | 53.69 | 57.27 | |
| | | Stride count | 33.95 | 31.37 | 33.00 | 32.81 | 32.35 | 32.40 | 32.60 | 32.30 | 33.27 | 33.48 | 34.12 | 528.61 | |

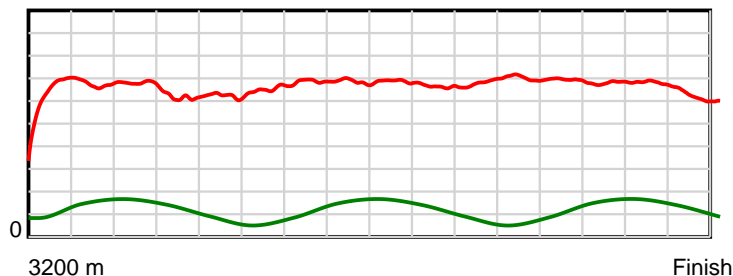
10 m Stride length



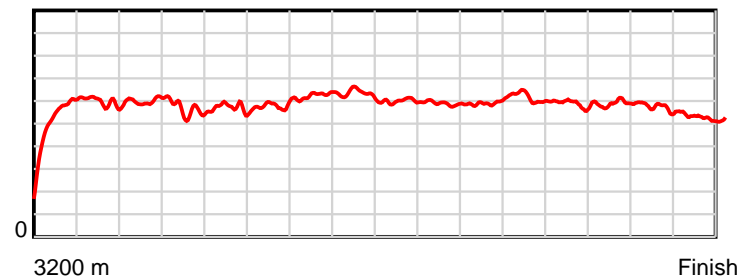
0.6 s Stride duration



20 m/sec Speed



100 % Stride efficiency



Note: Horizontal distance axis grid lines are 200m furlongs.

Disclaimer.

HRNZ and NZMTC and Thoroughbred Ratings Pty Ltd accepts no responsibility for the completeness or accuracy of any of the information contained herein, and makes no representations about its suitability for any particular purpose. Users should make their own judgements about those matters and/or seek independent advice. You assume all risks associated with use of the data provided on this page.



Race Results



November 12, 2024, Race 7, RENWICK FARMS DOMINION TROT (STAND TROT), Distance 3200m, Addington - Survey 3200m

| Result | TAB no. | Horse (Barrier) | 3200 to | 3000m to | 2800m to | 2600m to | 2400m to |
|--------|---------|------------------------------|---------|----------|----------|----------|----------|
| 11th | 18 | Maui (1) | 3000m | 2800m | 2600m | 2400m | 2200m |
| | | Position in running (margin) | - | 14(10.6) | 12(11.4) | 10(11.1) | 10(12.3) |
| | | Sectional time (s) | 17.67 | 14.51 | 15.43 | 15.85 | 16.22 |
| | | Cumulative time (s) | 245.85 | 228.18 | 213.67 | 198.24 | 182.39 |
| | | Speed (m/s) | 11.32 | 13.78 | 12.96 | 12.62 | 12.33 |
| | | Stride length (m) | 5.91 | 6.34 | 6.25 | 6.21 | 6.00 |
| | | Stride duration (s) | 0.458 | 0.460 | 0.482 | 0.492 | 0.486 |
| | | Stride efficiency (%) | 54.58 | 62.72 | 61.03 | 60.24 | 56.23 |
| | | Stride count | 33.84 | 31.57 | 32.00 | 32.21 | 33.34 |

Disclaimer.

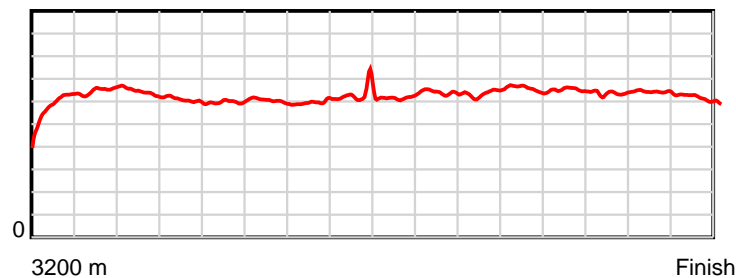
HRNZ and NZMTC and Thoroughbred Ratings Pty Ltd accepts no responsibility for the completeness or accuracy of any of the information contained herein, and makes no representations about its suitability for any particular purpose. Users should make their own judgements about those matters and/or seek independent advice. You assume all risks associated with use of the data provided on this page.

Race Results

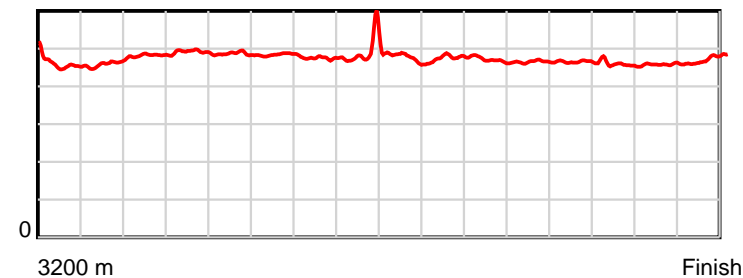
November 12, 2024, Race 7, RENWICK FARMS DOMINION TROT (STAND TROT), Distance 3200m, Addington - Survey 3200m

| Result | TAB no. | Horse (Barrier) | 2200m to | 2000m to | 1800m to | 1600m to | 1400m to | 1200m to | 1000m to | 800m to | 600m to | 400m to | 200m to | Total or | Margin |
|--------|---------|------------------------------|----------|----------|----------|----------|----------|----------|----------|----------|----------|----------|----------|----------|--------|
| 11th | 18 | Maui (1) | 2000m | 1800m | 1600m | 1400m | 1200m | 1000m | 800m | 600m | 400m | 200m | WP | Average | |
| | | Position in running (margin) | 10(11.7) | 11(11.1) | 13(10.4) | 13(11.6) | 13(12.9) | 14(12.2) | 14(12.6) | 14(12.2) | 14(12.1) | 15(12.7) | 12(14.8) | | 13.90 |
| | | Sectional time (s) | 16.28 | 15.71 | 16.12 | 15.38 | 14.79 | 14.74 | 14.39 | 14.15 | 14.79 | 14.43 | 15.39 | | |
| | | Cumulative time (s) | 166.17 | 149.89 | 134.18 | 118.06 | 102.68 | 87.89 | 73.15 | 58.76 | 44.61 | 29.82 | 15.39 | 4:05.85 | |
| | | Speed (m/s) | 12.29 | 12.73 | 12.41 | 13.00 | 13.52 | 13.57 | 13.90 | 14.13 | 13.52 | 13.86 | 13.00 | 13.02 | |
| | | Stride length (m) | 5.95 | 6.05 | 6.09 | 6.18 | 6.45 | 6.37 | 6.47 | 6.57 | 6.20 | 6.36 | 6.17 | 6.22 | |
| | | Stride duration (s) | 0.484 | 0.475 | 0.491 | 0.475 | 0.477 | 0.469 | 0.465 | 0.465 | 0.458 | 0.459 | 0.474 | 0.478 | |
| | | Stride efficiency (%) | 55.23 | 57.20 | 58.01 | 59.63 | 65.11 | 63.41 | 65.39 | 67.55 | 60.05 | 63.20 | 59.43 | 60.40 | |
| | | Stride count | 33.64 | 33.06 | 32.83 | 32.38 | 30.98 | 31.40 | 30.92 | 30.42 | 32.26 | 31.45 | 32.43 | 514.73 | |

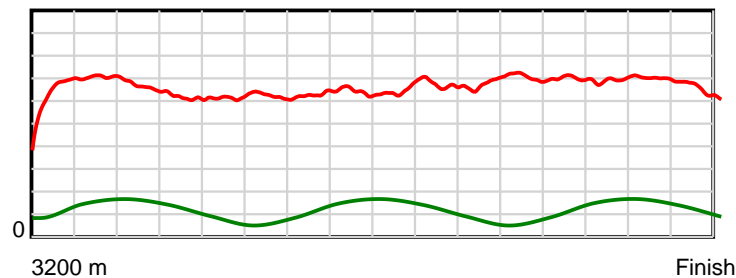
10 m Stride length



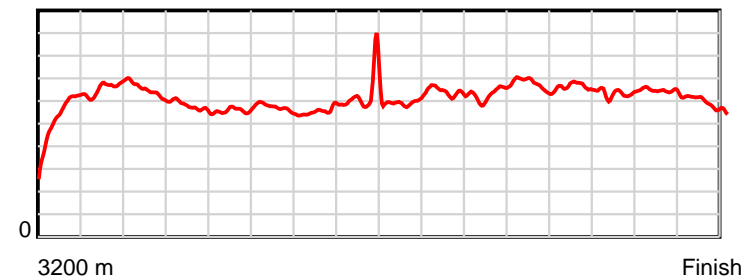
0.6 s Stride duration



20 m/sec Speed



100 % Stride efficiency



Note: Horizontal distance axis grid lines are 200m furlongs.

Disclaimer.

HRNZ and NZMTC and Thoroughbred Ratings Pty Ltd accepts no responsibility for the completeness or accuracy of any of the information contained herein, and makes no representations about its suitability for any particular purpose. Users should make their own judgements about those matters and/or seek independent advice. You assume all risks associated with use of the data provided on this page.



Race Results



November 12, 2024, Race 7, RENWICK FARMS DOMINION TROT (STAND TROT), Distance 3200m, Addington - Survey 3200m

| Result | TAB no. | Horse (Barrier) | 3200 to | 3000m to | 2800m to | 2600m to | 2400m to |
|--------|---------|------------------------------|--------------|--------------|--------------|--------------|--------------|
| 12th | 16 | Bet N Win (14) | 3000m | 2800m | 2600m | 2400m | 2200m |
| | | Position in running (margin) | - | 8(6.6) | 8(6.9) | 12(12.8) | 14(16.6) |
| | | Sectional time (s) | 17.33 | 14.43 | 16.46 | 16.28 | 16.43 |
| | | Cumulative time (s) | 246.01 | 228.68 | 214.25 | 197.79 | 181.51 |
| | | Speed (m/s) | 11.54 | 13.86 | 12.15 | 12.29 | 12.17 |
| | | Stride length (m) | 5.71 | 6.24 | 5.94 | 6.11 | 6.13 |
| | | Stride duration (s) | 0.448 | 0.451 | 0.489 | 0.497 | 0.504 |
| | | Stride efficiency (%) | 51.03 | 60.94 | 55.10 | 58.40 | 58.80 |
| | | Stride count | 35.00 | 32.03 | 33.68 | 32.72 | 32.60 |

Disclaimer.

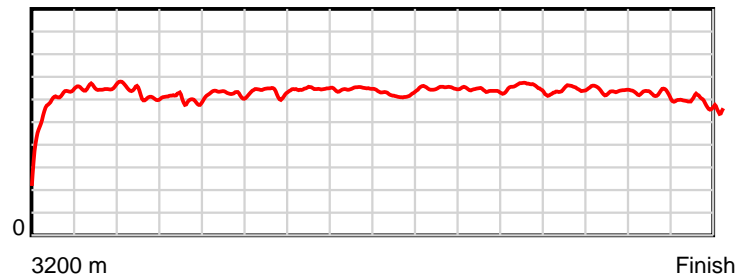
HRNZ and NZMTC and Thoroughbred Ratings Pty Ltd accepts no responsibility for the completeness or accuracy of any of the information contained herein, and makes no representations about its suitability for any particular purpose. Users should make their own judgements about those matters and/or seek independent advice. You assume all risks associated with use of the data provided on this page.

Race Results

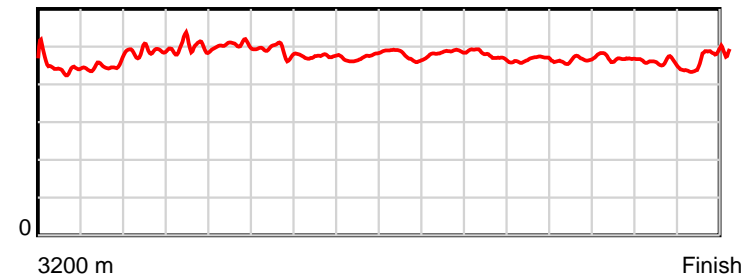
November 12, 2024, Race 7, RENWICK FARMS DOMINION TROT (STAND TROT), Distance 3200m, Addington - Survey 3200m

| Result | TAB no. | Horse (Barrier) | 2200m to | 2000m to | 1800m to | 1600m to | 1400m to | 1200m to | 1000m to | 800m to | 600m to | 400m to | 200m to | Total or | Margin |
|--------|---------|------------------------------|--------------|--------------|--------------|--------------|--------------|--------------|-------------|-------------|-------------|-------------|-----------|----------------|--------|
| 12th | 16 | Bet N Win (14) | 2000m | 1800m | 1600m | 1400m | 1200m | 1000m | 800m | 600m | 400m | 200m | WP | Average | |
| | | Position in running (margin) | 14(17.3) | 13(13.9) | 6(5.6) | 3(2.0) | 4(2.9) | 4(2.9) | 4(3.8) | 4(3.8) | 5(3.9) | 6(5.7) | 7(8.9) | | 14.80 |
| | | Sectional time (s) | 15.82 | 14.46 | 15.31 | 15.31 | 14.91 | 14.82 | 14.46 | 14.19 | 14.97 | 14.62 | 16.21 | | |
| | | Cumulative time (s) | 165.08 | 149.26 | 134.80 | 119.49 | 104.18 | 89.27 | 74.45 | 59.99 | 45.80 | 30.83 | 16.21 | 4:06.01 | |
| | | Speed (m/s) | 12.64 | 13.83 | 13.06 | 13.06 | 13.41 | 13.50 | 13.83 | 14.09 | 13.36 | 13.68 | 12.34 | 13.01 | |
| | | Stride length (m) | 6.18 | 6.54 | 6.20 | 6.21 | 6.53 | 6.36 | 6.44 | 6.61 | 6.22 | 6.17 | 5.77 | 6.20 | |
| | | Stride duration (s) | 0.488 | 0.473 | 0.475 | 0.475 | 0.487 | 0.471 | 0.466 | 0.469 | 0.465 | 0.451 | 0.467 | 0.477 | |
| | | Stride efficiency (%) | 59.60 | 66.82 | 60.11 | 60.33 | 66.68 | 63.19 | 64.87 | 68.25 | 60.41 | 59.55 | 51.95 | 60.08 | |
| | | Stride count | 32.39 | 30.59 | 32.25 | 32.19 | 30.62 | 31.45 | 31.04 | 30.26 | 32.17 | 32.40 | 34.69 | 516.08 | |

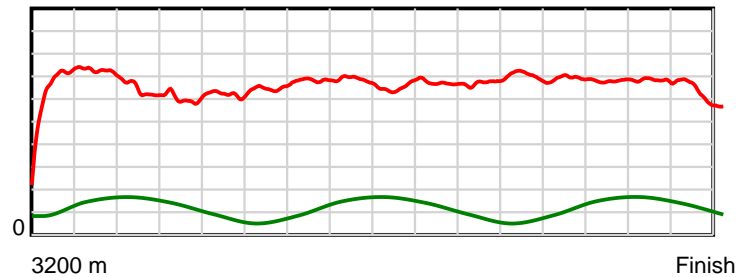
10 m Stride length



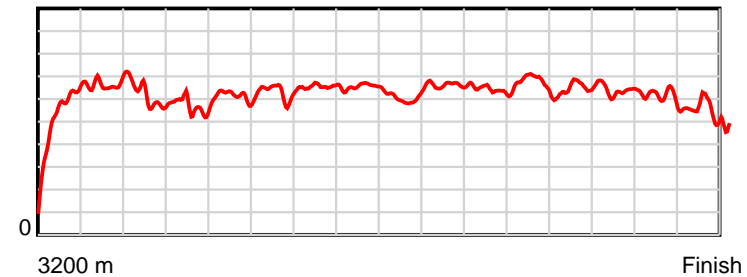
0.6 s Stride duration



20 m/sec Speed



100 % Stride efficiency



Note: Horizontal distance axis grid lines are 200m furlongs.

Disclaimer.

HRNZ and NZMTC and Thoroughbred Ratings Pty Ltd accepts no responsibility for the completeness or accuracy of any of the information contained herein, and makes no representations about its suitability for any particular purpose. Users should make their own judgements about those matters and/or seek independent advice. You assume all risks associated with use of the data provided on this page.



Race Results



November 12, 2024, Race 7, RENWICK FARMS DOMINION TROT (STAND TROT), Distance 3200m, Addington - Survey 3200m

| Result | TAB no. | Horse (Barrier) | 3200 to | 3000m to | 2800m to | 2600m to | 2400m to |
|--------|---------|------------------------------|---------|----------|----------|----------|----------|
| 13th | 1 | Aardiebythehil... (2) | 3000m | 2800m | 2600m | 2400m | 2200m |
| | | Position in running (margin) | - | 5(4.2) | 7(6.9) | 7(7.4) | 7(8.6) |
| | | Sectional time (s) | 16.65 | 14.83 | 15.57 | 15.85 | 16.37 |
| | | Cumulative time (s) | 246.08 | 229.43 | 214.60 | 199.03 | 183.18 |
| | | Speed (m/s) | 12.02 | 13.49 | 12.85 | 12.62 | 12.22 |
| | | Stride length (m) | 5.50 | 6.41 | 6.23 | 6.35 | 6.22 |
| | | Stride duration (s) | 0.446 | 0.475 | 0.485 | 0.503 | 0.509 |
| | | Stride efficiency (%) | 47.30 | 64.14 | 60.60 | 62.96 | 60.37 |
| | | Stride count | 36.35 | 31.22 | 32.12 | 31.51 | 32.18 |

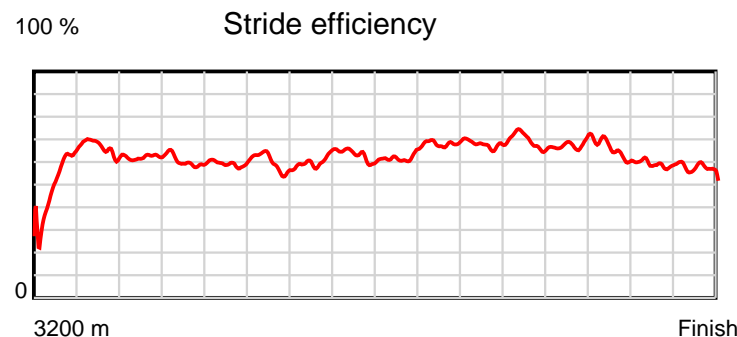
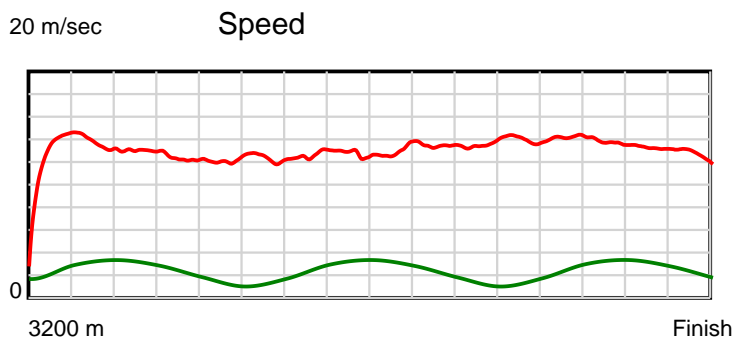
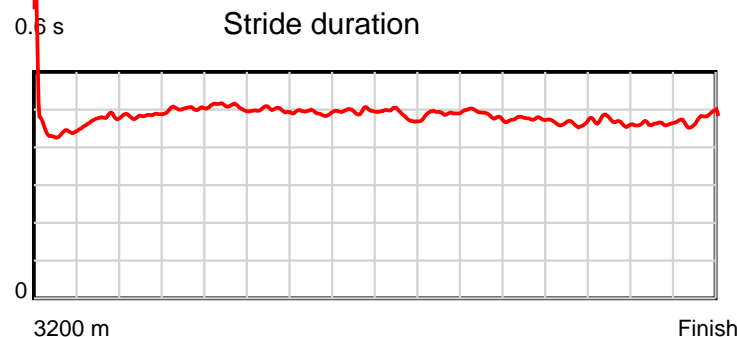
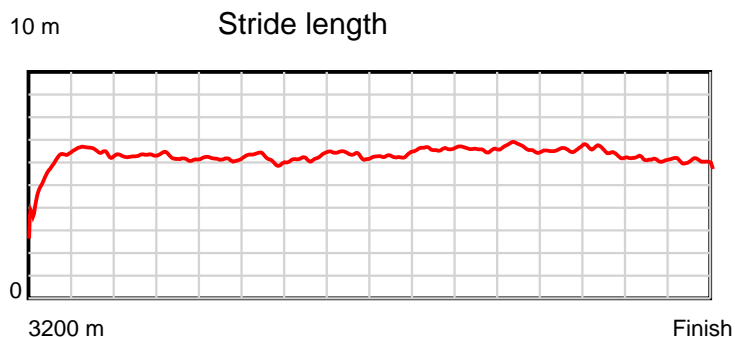
Disclaimer.

HRNZ and NZMTC and Thoroughbred Ratings Pty Ltd accepts no responsibility for the completeness or accuracy of any of the information contained herein, and makes no representations about its suitability for any particular purpose. Users should make their own judgements about those matters and/or seek independent advice. You assume all risks associated with use of the data provided on this page.

Race Results

November 12, 2024, Race 7, RENWICK FARMS DOMINION TROT (STAND TROT), Distance 3200m, Addington - Survey 3200m

| Result | TAB no. | Horse (Barrier) | 2200m to | 2000m to | 1800m to | 1600m to | 1400m to | 1200m to | 1000m to | 800m to | 600m to | 400m to | 200m to | Total or | Margin |
|--------|---------|------------------------------|----------|----------|----------|----------|----------|----------|----------|---------|---------|---------|----------|----------|--------|
| 13th | 1 | Aardiebythehil... (2) | 2000m | 1800m | 1600m | 1400m | 1200m | 1000m | 800m | 600m | 400m | 200m | WP | Average | |
| | | Position in running (margin) | 7(8.9) | 7(7.9) | 10(7.6) | 10(7.4) | 9(8.6) | 9(8.2) | 9(8.2) | 9(7.7) | 9(7.0) | 8(7.6) | 11(13.8) | | 15.20 |
| | | Sectional time (s) | 16.21 | 15.79 | 15.87 | 15.37 | 14.85 | 14.66 | 14.38 | 14.05 | 14.78 | 15.12 | 15.73 | | |
| | | Cumulative time (s) | 166.81 | 150.60 | 134.81 | 118.94 | 103.57 | 88.72 | 74.06 | 59.68 | 45.63 | 30.85 | 15.73 | 4:06.08 | |
| | | Speed (m/s) | 12.34 | 12.67 | 12.60 | 13.01 | 13.47 | 13.64 | 13.91 | 14.23 | 13.53 | 13.23 | 12.71 | 13.00 | |
| | | Stride length (m) | 6.16 | 6.25 | 6.26 | 6.32 | 6.63 | 6.63 | 6.62 | 6.61 | 6.32 | 6.13 | 5.97 | 6.27 | |
| | | Stride duration (s) | 0.499 | 0.493 | 0.497 | 0.486 | 0.492 | 0.486 | 0.476 | 0.464 | 0.467 | 0.463 | 0.469 | 0.482 | |
| | | Stride efficiency (%) | 59.26 | 61.01 | 61.17 | 62.38 | 68.70 | 68.77 | 68.56 | 68.33 | 62.41 | 58.70 | 55.62 | 61.51 | |
| | | Stride count | 32.48 | 32.01 | 31.97 | 31.65 | 30.16 | 30.15 | 30.19 | 30.25 | 31.65 | 32.63 | 33.52 | 510.04 | |



Note: Horizontal distance axis grid lines are 200m furlongs.

Disclaimer.

HRNZ and NZMTC and Thoroughbred Ratings Pty Ltd accepts no responsibility for the completeness or accuracy of any of the information contained herein, and makes no representations about its suitability for any particular purpose. Users should make their own judgements about those matters and/or seek independent advice. You assume all risks associated with use of the data provided on this page.



Race Results



November 12, 2024, Race 7, RENWICK FARMS DOMINION TROT (STAND TROT), Distance 3200m, Addington - Survey 3200m

| Result | TAB no. | Horse (Barrier) | 3200 to | 3000m to | 2800m to | 2600m to | 2400m to |
|--------|---------|------------------------------|---------|----------|----------|----------|----------|
| 14th | 11 | I Dream Of Jea... (12) | 3000m | 2800m | 2600m | 2400m | 2200m |
| | | Position in running (margin) | - | 10(7.1) | 9(8.7) | 9(9.4) | 9(10.2) |
| | | Sectional time (s) | 17.07 | 14.65 | 15.60 | 15.77 | 16.31 |
| | | Cumulative time (s) | 246.71 | 229.64 | 214.99 | 199.39 | 183.62 |
| | | Speed (m/s) | 11.72 | 13.65 | 12.82 | 12.68 | 12.26 |
| | | Stride length (m) | 5.68 | 6.42 | 6.25 | 6.31 | 6.11 |
| | | Stride duration (s) | 0.449 | 0.470 | 0.487 | 0.497 | 0.498 |
| | | Stride efficiency (%) | 50.44 | 64.36 | 60.94 | 62.19 | 58.27 |
| | | Stride count | 35.20 | 31.16 | 32.03 | 31.70 | 32.75 |

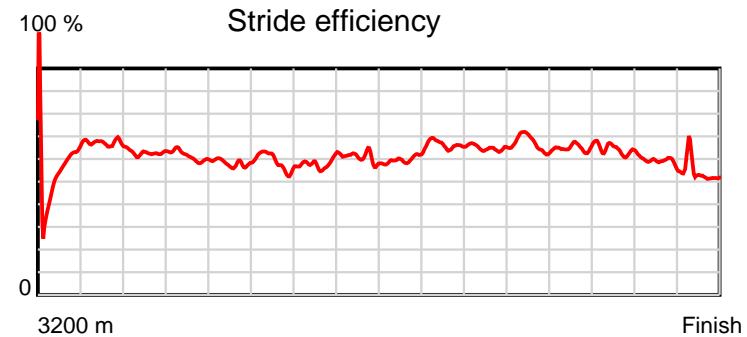
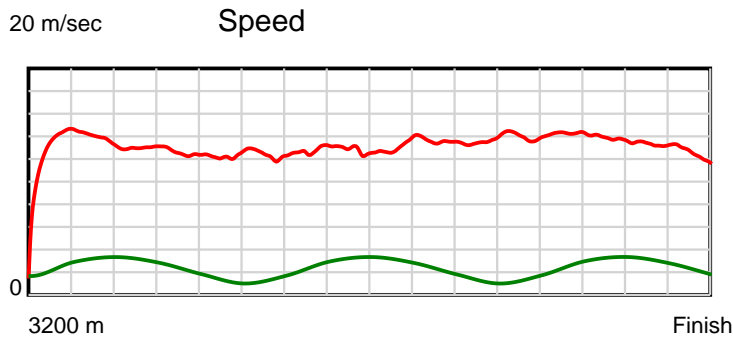
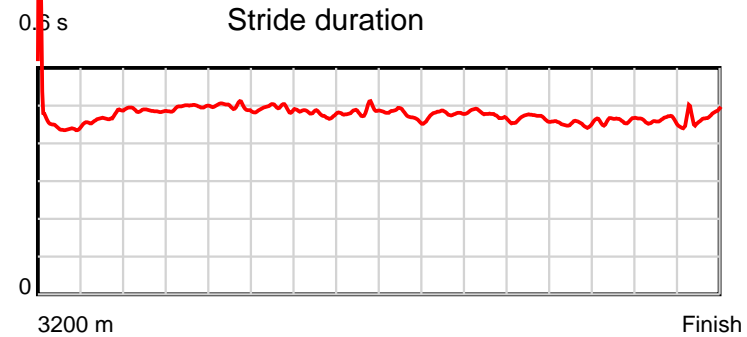
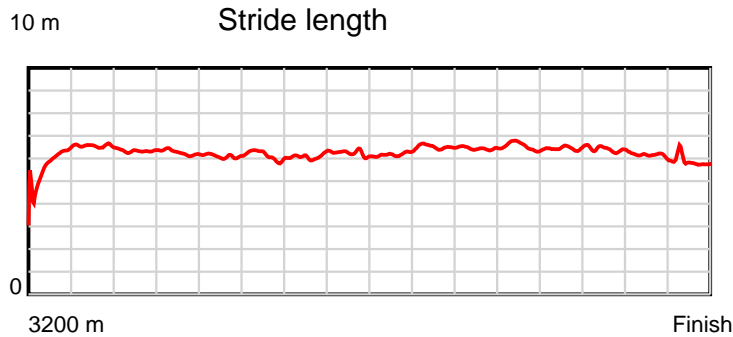
Disclaimer.

HRNZ and NZMTC and Thoroughbred Ratings Pty Ltd accepts no responsibility for the completeness or accuracy of any of the information contained herein, and makes no representations about its suitability for any particular purpose. Users should make their own judgements about those matters and/or seek independent advice. You assume all risks associated with use of the data provided on this page.

Race Results

November 12, 2024, Race 7, RENWICK FARMS DOMINION TROT (STAND TROT), Distance 3200m, Addington - Survey 3200m

| Result | TAB no. | Horse (Barrier) | 2200m to | 2000m to | 1800m to | 1600m to | 1400m to | 1200m to | 1000m to | 800m to | 600m to | 400m to | 200m to | Total or | Margin |
|--------|---------|------------------------------|----------|----------|----------|----------|----------|----------|----------|---------|---------|---------|----------|----------|--------|
| 14th | 11 | I Dream Of Jea... (12) | 2000m | 1800m | 1600m | 1400m | 1200m | 1000m | 800m | 600m | 400m | 200m | WP | Average | |
| | | Position in running (margin) | 9(10.1) | 9(10.1) | 12(9.4) | 12(9.9) | 12(10.6) | 11(9.8) | 11(9.6) | 11(9.8) | 11(9.2) | 11(9.8) | 14(15.2) | | 18.50 |
| | | Sectional time (s) | 16.38 | 15.73 | 15.99 | 15.28 | 14.76 | 14.64 | 14.49 | 14.06 | 14.77 | 14.98 | 16.23 | | |
| | | Cumulative time (s) | 167.31 | 150.93 | 135.20 | 119.21 | 103.93 | 89.17 | 74.53 | 60.04 | 45.98 | 31.21 | 16.23 | 4:06.71 | |
| | | Speed (m/s) | 12.21 | 12.71 | 12.51 | 13.09 | 13.55 | 13.66 | 13.80 | 14.22 | 13.54 | 13.35 | 12.32 | 12.97 | |
| | | Stride length (m) | 6.03 | 6.09 | 6.07 | 6.20 | 6.50 | 6.50 | 6.44 | 6.44 | 6.24 | 6.13 | 5.83 | 6.19 | |
| | | Stride duration (s) | 0.494 | 0.479 | 0.485 | 0.474 | 0.480 | 0.476 | 0.467 | 0.453 | 0.461 | 0.459 | 0.473 | 0.477 | |
| | | Stride efficiency (%) | 56.79 | 57.95 | 57.53 | 60.13 | 65.99 | 66.03 | 64.84 | 64.75 | 60.88 | 58.77 | 53.07 | 59.94 | |
| | | Stride count | 33.18 | 32.84 | 32.96 | 32.24 | 30.78 | 30.77 | 31.05 | 31.07 | 32.04 | 32.61 | 34.32 | 516.70 | |



Note: Horizontal distance axis grid lines are 200m furlongs.

Disclaimer.

HRNZ and NZMTC and Thoroughbred Ratings Pty Ltd accepts no responsibility for the completeness or accuracy of any of the information contained herein, and makes no representations about its suitability for any particular purpose. Users should make their own judgements about those matters and/or seek independent advice. You assume all risks associated with use of the data provided on this page.



Race Results



November 12, 2024, Race 7, RENWICK FARMS DOMINION TROT (STAND TROT), Distance 3200m, Addington - Survey 3200m

| Result | TAB no. | Horse (Barrier) | 3200 to | 3000m to | 2800m to | 2600m to | 2400m to |
|--------|---------|------------------------------|--------------|--------------|--------------|--------------|--------------|
| 15th | 8 | Kyvalley Hotsp... (9) | 3000m | 2800m | 2600m | 2400m | 2200m |
| | | Position in running (margin) | - | 11(7.4) | 14(15.6) | 14(14.6) | 11(12.8) |
| | | Sectional time (s) | 16.98 | 15.74 | 15.32 | 15.35 | 16.34 |
| | | Cumulative time (s) | 250.17 | 233.19 | 217.45 | 202.13 | 186.78 |
| | | Speed (m/s) | 11.78 | 12.71 | 13.05 | 13.03 | 12.24 |
| | | Stride length (m) | 5.50 | 5.88 | 5.87 | 6.24 | 6.00 |
| | | Stride duration (s) | 0.454 | 0.462 | 0.449 | 0.479 | 0.490 |
| | | Stride efficiency (%) | 47.35 | 53.95 | 53.77 | 60.91 | 56.21 |
| | | Stride count | 36.33 | 34.04 | 34.09 | 32.03 | 33.35 |

Disclaimer.

HRNZ and NZMTC and Thoroughbred Ratings Pty Ltd accepts no responsibility for the completeness or accuracy of any of the information contained herein, and makes no representations about its suitability for any particular purpose. Users should make their own judgements about those matters and/or seek independent advice. You assume all risks associated with use of the data provided on this page.



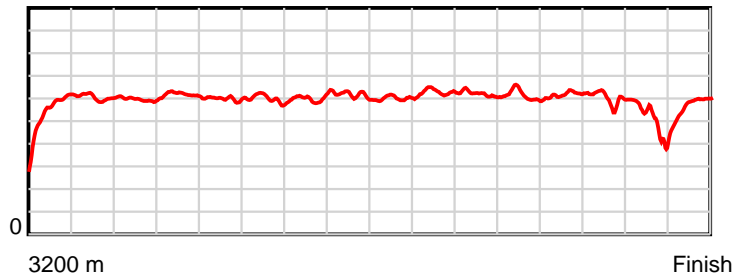
Race Results



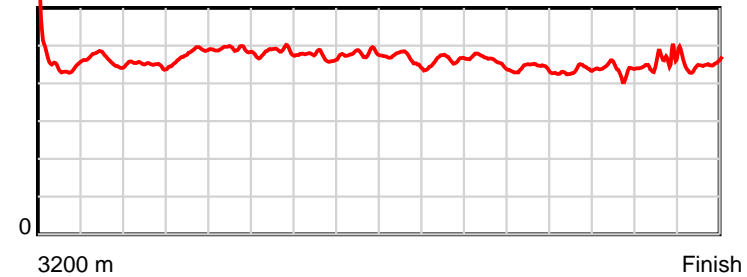
November 12, 2024, Race 7, RENWICK FARMS DOMINION TROT (STAND TROT), Distance 3200m, Addington - Survey 3200m

| Result | TAB no. | Horse (Barrier) | 2200m to | 2000m to | 1800m to | 1600m to | 1400m to | 1200m to | 1000m to | 800m to | 600m to | 400m to | 200m to | Total or | Margin |
|--------|---------|------------------------------|----------|----------|----------|----------|----------|----------|----------|----------|----------|----------|----------|----------|--------|
| 15th | 8 | Kyvalley Hotsp... (9) | 2000m | 1800m | 1600m | 1400m | 1200m | 1000m | 800m | 600m | 400m | 200m | WP | Average | |
| | | Position in running (margin) | 11(13.0) | 12(12.2) | 14(11.7) | 14(12.7) | 14(13.2) | 13(12.1) | 13(11.6) | 13(11.7) | 13(10.8) | 14(12.5) | 15(39.9) | | 37.20 |
| | | Sectional time (s) | 16.24 | 15.76 | 16.07 | 15.25 | 14.72 | 14.59 | 14.48 | 14.01 | 14.97 | 18.63 | 15.72 | | |
| | | Cumulative time (s) | 170.44 | 154.20 | 138.44 | 122.37 | 107.12 | 92.40 | 77.81 | 63.33 | 49.32 | 34.35 | 15.72 | 4:10.17 | |
| | | Speed (m/s) | 12.32 | 12.69 | 12.45 | 13.11 | 13.59 | 13.71 | 13.81 | 14.28 | 13.36 | 10.74 | 12.72 | 12.79 | |
| | | Stride length (m) | 5.95 | 5.99 | 5.96 | 6.06 | 6.28 | 6.30 | 6.08 | 6.20 | 5.81 | 4.91 | 5.71 | 5.90 | |
| | | Stride duration (s) | 0.483 | 0.472 | 0.479 | 0.462 | 0.462 | 0.460 | 0.440 | 0.434 | 0.435 | 0.457 | 0.449 | 0.461 | |
| | | Stride efficiency (%) | 55.28 | 56.15 | 55.47 | 57.35 | 61.59 | 62.10 | 57.72 | 60.10 | 52.80 | 37.65 | 50.97 | 54.40 | |
| | | Stride count | 33.63 | 33.36 | 33.57 | 33.01 | 31.86 | 31.73 | 32.91 | 32.25 | 34.41 | 40.74 | 35.02 | 542.33 | |

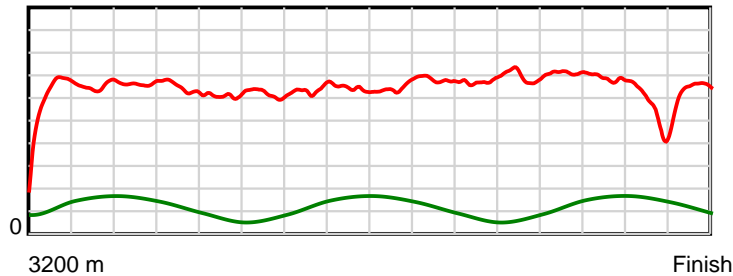
10 m Stride length



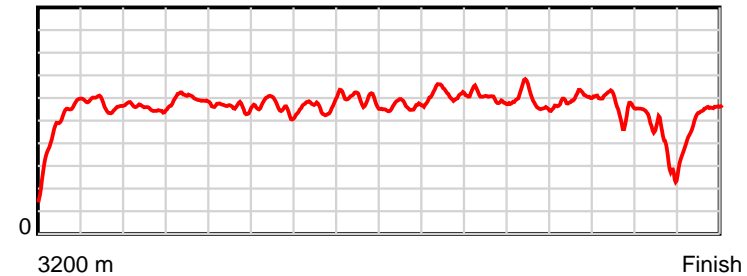
0.5 s Stride duration



20 m/sec Speed



100 % Stride efficiency



Note: Horizontal distance axis grid lines are 200m furlongs.

Disclaimer.

HRNZ and NZMTC and Thoroughbred Ratings Pty Ltd accepts no responsibility for the completeness or accuracy of any of the information contained herein, and makes no representations about its suitability for any particular purpose. Users should make their own judgements about those matters and/or seek independent advice. You assume all risks associated with use of the data provided on this page.