



Race Results

NZ Metropolitan Trotting Club Inc, HRNZ, December 04, 2024

Compilation date: December 4, 2024, 8:56:51 PM (NZDT)

Copyright © 2024 HRNZ and NZMTC. All rights reserved.

Trademarks.

StrideMASTER is a registered trademark of Thoroughbred Ratings Pty Ltd.

Disclaimer.

HRNZ and NZMTC and Thoroughbred Ratings Pty Ltd accepts no responsibility for the completeness or accuracy of any of the information contained herein, and makes no representations about its suitability for any particular purpose. Users should make their own judgements about those matters and/or seek independent advice. You assume all risks associated with use of the data provided on this page.



Race Results



December 04, 2024, Race 7, HYDROFLOW PACE, Distance 2600m, Addington - Survey 3200m

Result	TAB no.	Horse (Barrier)	2600 to	2400m to
1st	10	Lord Mudrick (0)	2400m	2200m
		Position in running (margin)	-	8(9.4)
		Sectional time (s)	16.90	14.11
		Cumulative time (s)	198.53	181.63
		Speed (m/s)	11.83	14.17
		Stride length (m)	5.90	6.36
		Stride duration (s)	0.442	0.449
		Stride efficiency (%)	54.37	63.27
		Stride count	33.91	31.43

Disclaimer.

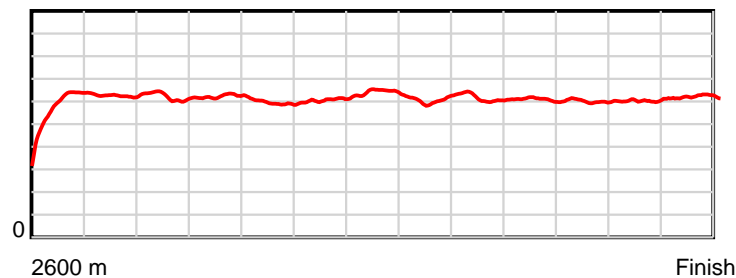
HRNZ and NZMTC and Thoroughbred Ratings Pty Ltd accepts no responsibility for the completeness or accuracy of any of the information contained herein, and makes no representations about its suitability for any particular purpose. Users should make their own judgements about those matters and/or seek independent advice. You assume all risks associated with use of the data provided on this page.

Race Results

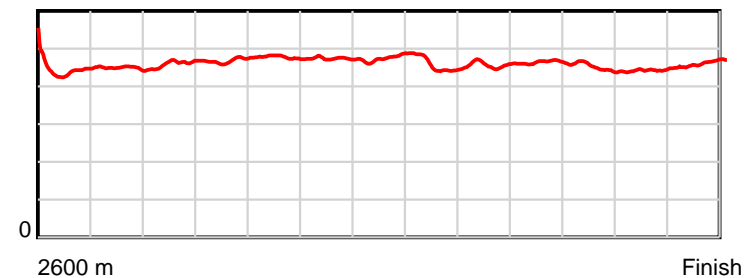
December 04, 2024, Race 7, HYDROFLOW PACE, Distance 2600m, Addington - Survey 3200m

Result	TAB no.	Horse (Barrier)	2200m to	2000m to	1800m to	1600m to	1400m to	1200m to	1000m to	800m to	600m to	400m to	200m to	Total or	Margin
1st	10	Lord Mudrick (0)	2000m	1800m	1600m	1400m	1200m	1000m	800m	600m	400m	200m	WP	Average	
		Position in running (margin)	8(10.1)	9(15.4)	9(13.8)	9(10.7)	8(7.5)	7(8.0)	2(1.0)	1(0.0)	1(0.0)	2(0.9)	2(0.9)		0.00
		Sectional time (s)	15.48	15.00	16.73	15.24	14.83	14.79	15.53	15.21	15.62	14.35	14.74		
		Cumulative time (s)	167.52	152.04	137.04	120.31	105.07	90.24	75.45	59.92	44.71	29.09	14.74	3:18.53	
		Speed (m/s)	12.92	13.33	11.95	13.12	13.49	13.52	12.88	13.15	12.80	13.94	13.57	13.10	
		Stride length (m)	5.94	6.24	5.70	6.22	6.41	6.16	5.89	6.09	5.75	6.19	6.26	6.08	
		Stride duration (s)	0.460	0.468	0.477	0.474	0.476	0.456	0.458	0.463	0.449	0.444	0.461	0.464	
		Stride efficiency (%)	55.13	60.90	50.84	60.43	64.28	59.27	54.28	57.98	51.75	59.83	61.26	57.74	
		Stride count	33.67	32.04	35.07	32.16	31.18	32.48	33.94	32.83	34.76	32.32	31.94	427.73	

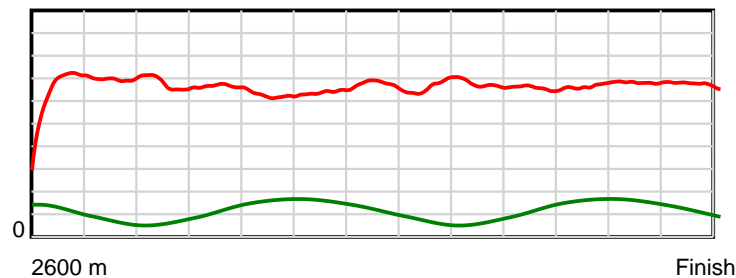
10 m Stride length



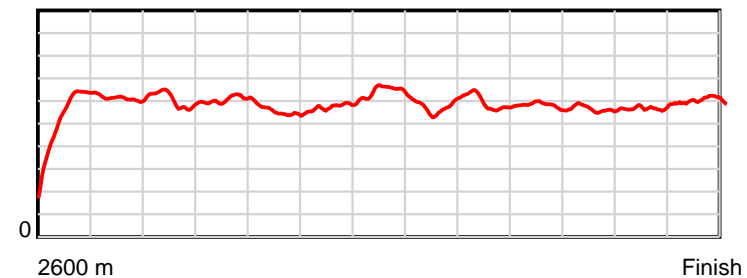
0.6 s Stride duration



20 m/sec Speed



100 % Stride efficiency



Note: Horizontal distance axis grid lines are 200m furlongs.

Disclaimer.

HRNZ and NZMTC and Thoroughbred Ratings Pty Ltd accepts no responsibility for the completeness or accuracy of any of the information contained herein, and makes no representations about its suitability for any particular purpose. Users should make their own judgements about those matters and/or seek independent advice. You assume all risks associated with use of the data provided on this page.



Race Results



December 04, 2024, Race 7, HYDROFLOW PACE, Distance 2600m, Addington - Survey 3200m

Result	TAB no.	Horse (Barrier)	2600 to	2400m to
2nd	6	Zia Bromac (7)	2400m	2200m
		Position in running (margin)	-	1(0.0)
		Sectional time (s)	15.08	14.00
		Cumulative time (s)	198.60	183.52
		Speed (m/s)	13.26	14.29
		Stride length (m)	5.47	6.00
		Stride duration (s)	0.416	0.420
		Stride efficiency (%)	46.83	56.25
		Stride count	36.53	33.34

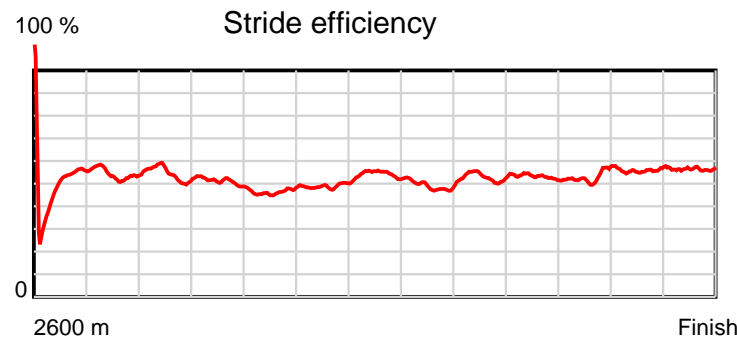
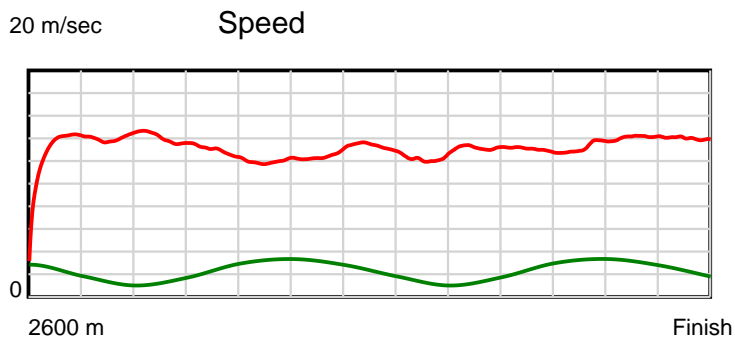
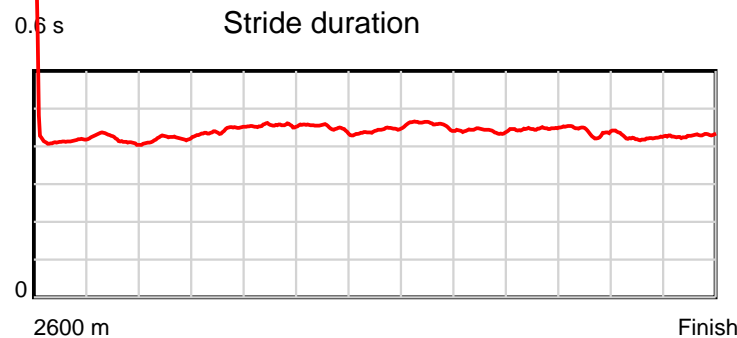
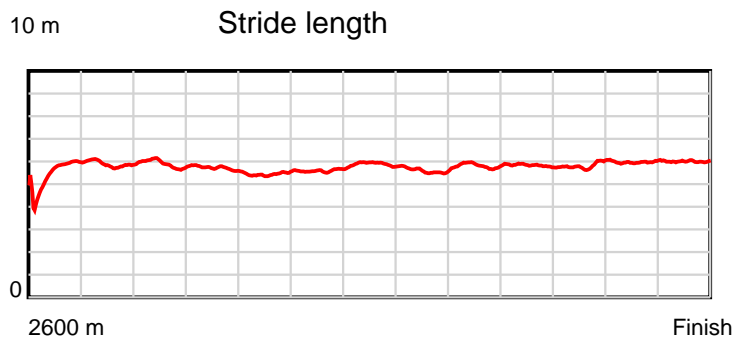
Disclaimer.

HRNZ and NZMTC and Thoroughbred Ratings Pty Ltd accepts no responsibility for the completeness or accuracy of any of the information contained herein, and makes no representations about its suitability for any particular purpose. Users should make their own judgements about those matters and/or seek independent advice. You assume all risks associated with use of the data provided on this page.

Race Results

December 04, 2024, Race 7, HYDROFLOW PACE, Distance 2600m, Addington - Survey 3200m

Result	TAB no.	Horse (Barrier)	2200m to	2000m to	1800m to	1600m to	1400m to	1200m to	1000m to	800m to	600m to	400m to	200m to	Total or	Margin
2nd	6	Zia Bromac (7)	2000m	1800m	1600m	1400m	1200m	1000m	800m	600m	400m	200m	WP	Average	
		Position in running (margin)	1(0.0)	2(0.5)	2(1.9)	2(2.2)	3(1.8)	3(3.6)	6(4.5)	6(4.0)	6(4.8)	5(5.9)	3(4.9)		0.40
		Sectional time (s)	14.69	15.50	17.31	15.70	15.05	16.10	15.62	15.34	15.65	14.20	14.36		
		Cumulative time (s)	169.52	154.83	139.33	122.02	106.32	91.27	75.17	59.55	44.21	28.56	14.36	3:18.60	
		Speed (m/s)	13.61	12.90	11.55	12.74	13.29	12.42	12.80	13.04	12.78	14.08	13.93	13.09	
		Stride length (m)	5.71	5.70	5.26	5.73	5.87	5.69	5.65	5.81	5.63	5.95	5.98	5.72	
		Stride duration (s)	0.419	0.442	0.455	0.450	0.442	0.458	0.441	0.446	0.440	0.423	0.429	0.437	
		Stride efficiency (%)	50.95	50.79	43.28	51.29	53.80	50.62	49.90	52.81	49.48	55.37	55.81	51.13	
		Stride count	35.03	35.08	38.00	34.91	34.09	35.14	35.39	34.40	35.54	33.60	33.47	454.52	



Note: Horizontal distance axis grid lines are 200m furlongs.

Disclaimer.

HRNZ and NZMTC and Thoroughbred Ratings Pty Ltd accepts no responsibility for the completeness or accuracy of any of the information contained herein, and makes no representations about its suitability for any particular purpose. Users should make their own judgements about those matters and/or seek independent advice. You assume all risks associated with use of the data provided on this page.



Race Results



December 04, 2024, Race 7, HYDROFLOW PACE, Distance 2600m, Addington - Survey 3200m

Result	TAB no.	Horse (Barrier)	2600 to	2400m to
3rd	8	Masterlou (9)	2400m	2200m
		Position in running (margin)	-	6(7.7)
		Sectional time (s)	16.49	13.91
		Cumulative time (s)	198.69	182.20
		Speed (m/s)	12.13	14.38
		Stride length (m)	5.40	5.97
		Stride duration (s)	0.428	0.415
		Stride efficiency (%)	45.52	55.76
		Stride count	37.06	33.48

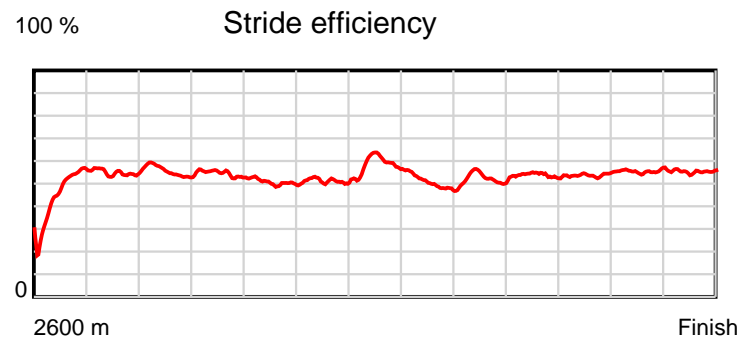
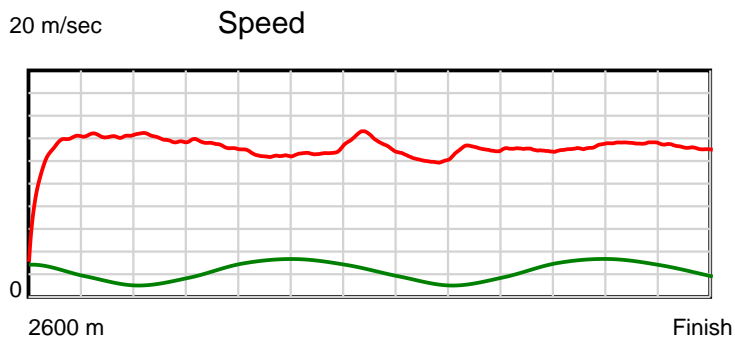
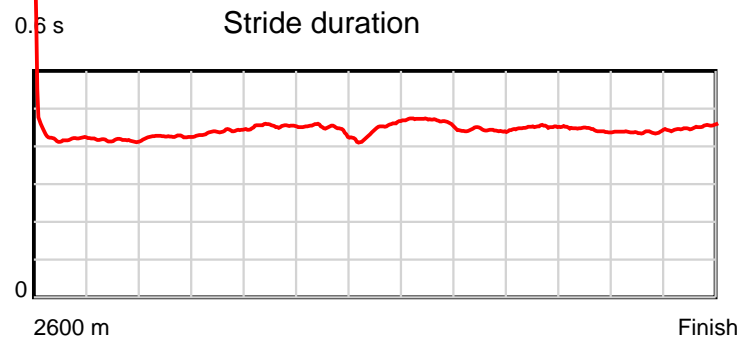
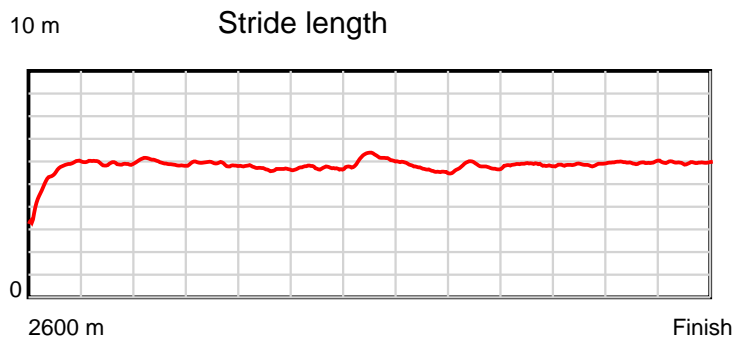
Disclaimer.

HRNZ and NZMTC and Thoroughbred Ratings Pty Ltd accepts no responsibility for the completeness or accuracy of any of the information contained herein, and makes no representations about its suitability for any particular purpose. Users should make their own judgements about those matters and/or seek independent advice. You assume all risks associated with use of the data provided on this page.

Race Results

December 04, 2024, Race 7, HYDROFLOW PACE, Distance 2600m, Addington - Survey 3200m

Result	TAB no.	Horse (Barrier)	2200m to	2000m to	1800m to	1600m to	1400m to	1200m to	1000m to	800m to	600m to	400m to	200m to	Total or	Margin
3rd	8	Masterlou (9)	2000m	1800m	1600m	1400m	1200m	1000m	800m	600m	400m	200m	WP	Average	
		Position in running (margin)	6(7.2)	5(10.1)	5(7.5)	3(3.6)	2(0.5)	1(0.0)	1(0.0)	2(0.1)	2(0.3)	1(0.0)	1(0.0)		0.90
		Sectional time (s)	15.09	14.83	16.60	15.25	14.67	15.95	15.71	15.25	15.40	14.36	15.18		
		Cumulative time (s)	168.29	153.20	138.37	121.77	106.52	91.85	75.90	60.19	44.94	29.54	15.18	3:18.69	
		Speed (m/s)	13.25	13.49	12.05	13.11	13.63	12.54	12.73	13.11	12.99	13.93	13.18	13.09	
		Stride length (m)	5.64	5.92	5.47	5.84	6.09	5.84	5.64	5.90	5.76	6.10	5.95	5.80	
		Stride duration (s)	0.426	0.439	0.454	0.446	0.446	0.466	0.443	0.450	0.443	0.438	0.451	0.443	
		Stride efficiency (%)	49.79	54.73	46.73	53.38	57.88	53.33	49.74	54.42	51.79	58.22	55.25	52.60	
		Stride count	35.43	33.79	36.57	34.22	32.86	34.24	35.45	33.89	34.74	32.76	33.64	448.13	



Note: Horizontal distance axis grid lines are 200m furlongs.

Disclaimer.

HRNZ and NZMTC and Thoroughbred Ratings Pty Ltd accepts no responsibility for the completeness or accuracy of any of the information contained herein, and makes no representations about its suitability for any particular purpose. Users should make their own judgements about those matters and/or seek independent advice. You assume all risks associated with use of the data provided on this page.



Race Results



December 04, 2024, Race 7, HYDROFLOW PACE, Distance 2600m, Addington - Survey 3200m

Result	TAB no.	Horse (Barrier)	2600 to	2400m to
4th	4	Ruby's A Delig... (5)	2400m	2200m
		Position in running (margin)	-	9(12.3)
		Sectional time (s)	17.25	13.65
		Cumulative time (s)	199.51	182.26
		Speed (m/s)	11.59	14.65
		Stride length (m)	5.08	6.20
		Stride duration (s)	0.411	0.423
		Stride efficiency (%)	40.35	60.00
		Stride count	39.36	32.28

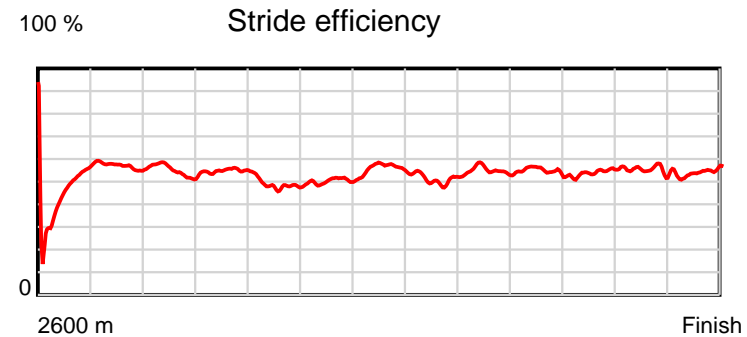
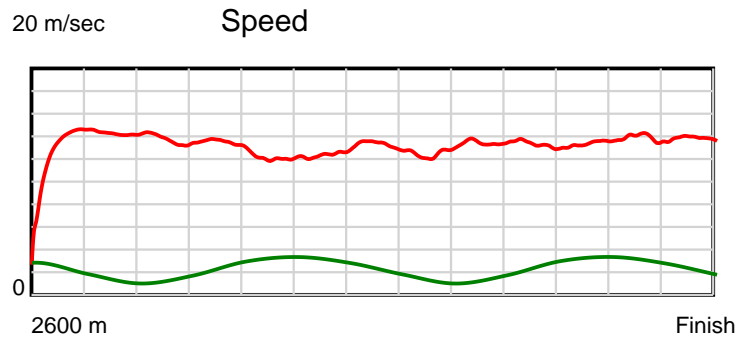
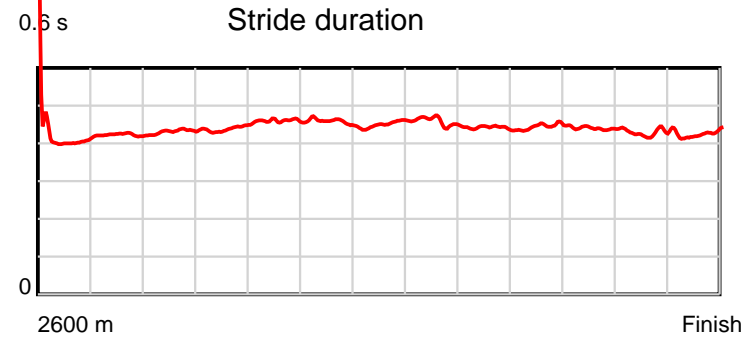
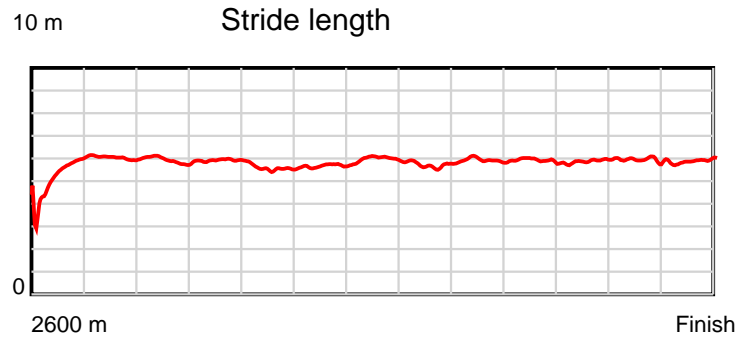
Disclaimer.

HRNZ and NZMTC and Thoroughbred Ratings Pty Ltd accepts no responsibility for the completeness or accuracy of any of the information contained herein, and makes no representations about its suitability for any particular purpose. Users should make their own judgements about those matters and/or seek independent advice. You assume all risks associated with use of the data provided on this page.

Race Results

December 04, 2024, Race 7, HYDROFLOW PACE, Distance 2600m, Addington - Survey 3200m

Result	TAB no.	Horse (Barrier)	2200m to	2000m to	1800m to	1600m to	1400m to	1200m to	1000m to	800m to	600m to	400m to	200m to	Total or	Margin
4th	4	Ruby's A Delig... (5)	2000m	1800m	1600m	1400m	1200m	1000m	800m	600m	400m	200m	WP	Average	
		Position in running (margin)	9(10.2)	7(12.6)	7(10.0)	8(7.9)	9(8.8)	10(11.0)	10(9.7)	10(8.7)	9(7.9)	8(9.2)	8(9.2)		5.30
		Sectional time (s)	15.00	14.83	16.90	15.92	15.12	15.74	15.54	15.06	15.68	14.37	14.45		
		Cumulative time (s)	168.61	153.61	138.78	121.88	105.96	90.84	75.10	59.56	44.50	28.82	14.45	3:19.51	
		Speed (m/s)	13.33	13.49	11.83	12.56	13.23	12.71	12.87	13.28	12.76	13.92	13.84	13.03	
		Stride length (m)	5.74	5.91	5.44	5.76	5.95	5.82	5.69	5.91	5.61	5.97	5.88	5.75	
		Stride duration (s)	0.430	0.438	0.460	0.459	0.450	0.458	0.442	0.445	0.440	0.429	0.425	0.441	
		Stride efficiency (%)	51.46	54.56	46.31	51.88	55.41	52.96	50.52	54.53	49.22	55.79	53.95	51.73	
		Stride count	34.85	33.85	36.74	34.71	33.59	34.35	35.18	33.86	35.63	33.47	34.04	451.91	



Note: Horizontal distance axis grid lines are 200m furlongs.

Disclaimer.

HRNZ and NZMTC and Thoroughbred Ratings Pty Ltd accepts no responsibility for the completeness or accuracy of any of the information contained herein, and makes no representations about its suitability for any particular purpose. Users should make their own judgements about those matters and/or seek independent advice. You assume all risks associated with use of the data provided on this page.



Race Results



December 04, 2024, Race 7, HYDROFLOW PACE, Distance 2600m, Addington - Survey 3200m

Result	TAB no.	Horse (Barrier)	2600 to	2400m to
5th	5	Ultimate Couns... (6)	2400m	2200m
		Position in running (margin)	-	2(2.1)
		Sectional time (s)	15.57	14.03
		Cumulative time (s)	199.53	183.96
		Speed (m/s)	12.85	14.26
		Stride length (m)	5.85	6.45
		Stride duration (s)	0.445	0.452
		Stride efficiency (%)	53.47	65.01
		Stride count	34.19	31.01

Disclaimer.

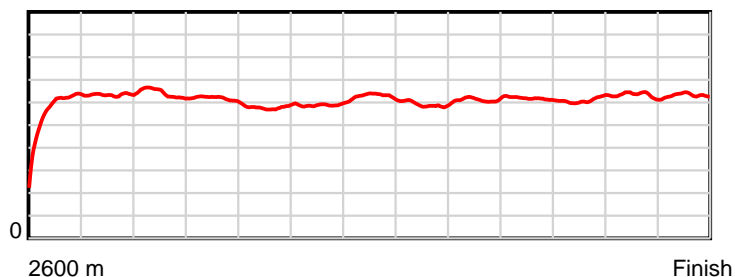
HRNZ and NZMTC and Thoroughbred Ratings Pty Ltd accepts no responsibility for the completeness or accuracy of any of the information contained herein, and makes no representations about its suitability for any particular purpose. Users should make their own judgements about those matters and/or seek independent advice. You assume all risks associated with use of the data provided on this page.

Race Results

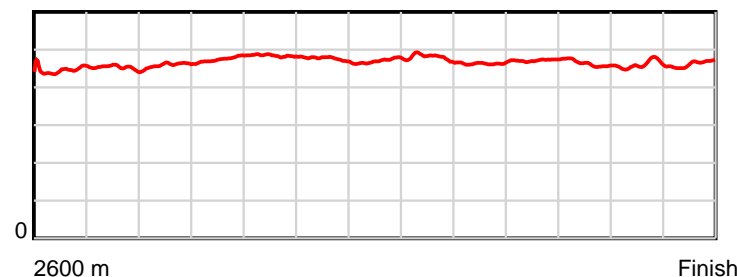
December 04, 2024, Race 7, HYDROFLOW PACE, Distance 2600m, Addington - Survey 3200m

Result	TAB no.	Horse (Barrier)	2200m to	2000m to	1800m to	1600m to	1400m to	1200m to	1000m to	800m to	600m to	400m to	200m to	Total or	Margin
5th	5	Ultimate Couns... (6)	2000m	1800m	1600m	1400m	1200m	1000m	800m	600m	400m	200m	WP	Average	
		Position in running (margin)	3(2.3)	3(3.6)	3(4.4)	4(3.9)	5(4.3)	6(6.0)	7(6.0)	8(6.1)	8(6.6)	7(8.1)	6(8.0)		5.40
		Sectional time (s)	14.82	15.39	17.17	15.84	15.03	15.96	15.71	15.29	15.70	14.35	14.67		
		Cumulative time (s)	169.93	155.11	139.72	122.55	106.71	91.68	75.72	60.01	44.72	29.02	14.67	3:19.53	
		Speed (m/s)	13.50	13.00	11.65	12.63	13.31	12.53	12.73	13.08	12.74	13.94	13.63	13.03	
		Stride length (m)	6.20	6.16	5.64	6.01	6.25	6.01	5.90	6.17	5.90	6.41	6.31	6.09	
		Stride duration (s)	0.459	0.474	0.484	0.476	0.470	0.480	0.463	0.472	0.463	0.460	0.463	0.467	
		Stride efficiency (%)	60.03	59.36	49.68	56.51	61.05	56.45	54.38	59.51	54.38	64.22	62.26	57.93	
		Stride count	32.27	32.45	35.47	33.26	32.00	33.28	33.90	32.41	33.90	31.20	31.68	427.02	

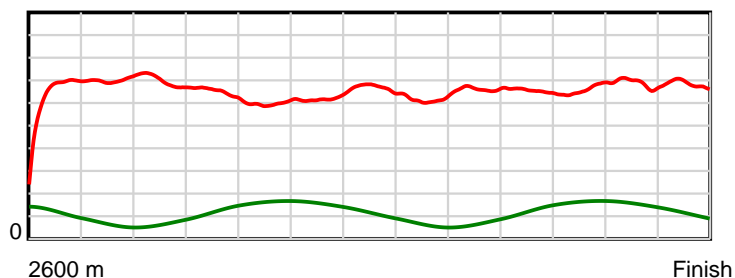
10 m Stride length



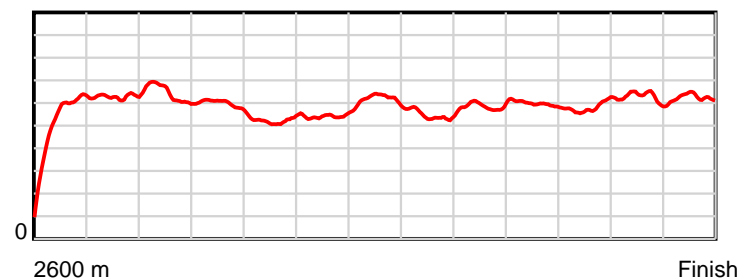
0.6 s Stride duration



20 m/sec Speed



100 % Stride efficiency



Note: Horizontal distance axis grid lines are 200m furlongs.

Disclaimer.

HRNZ and NZMTC and Thoroughbred Ratings Pty Ltd accepts no responsibility for the completeness or accuracy of any of the information contained herein, and makes no representations about its suitability for any particular purpose. Users should make their own judgements about those matters and/or seek independent advice. You assume all risks associated with use of the data provided on this page.



Race Results



December 04, 2024, Race 7, HYDROFLOW PACE, Distance 2600m, Addington - Survey 3200m

Result	TAB no.	Horse (Barrier)	2600 to	2400m to
6th	9	Melando Chief (1)	2400m	2200m
		Position in running (margin)	-	10(12.7)
		Sectional time (s)	17.38	14.06
		Cumulative time (s)	200.31	182.93
		Speed (m/s)	11.51	14.22
		Stride length (m)	6.19	6.90
		Stride duration (s)	0.469	0.485
		Stride efficiency (%)	59.83	74.41
		Stride count	32.32	28.98

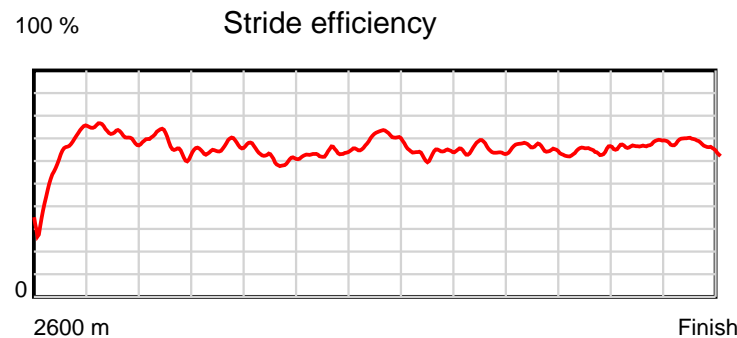
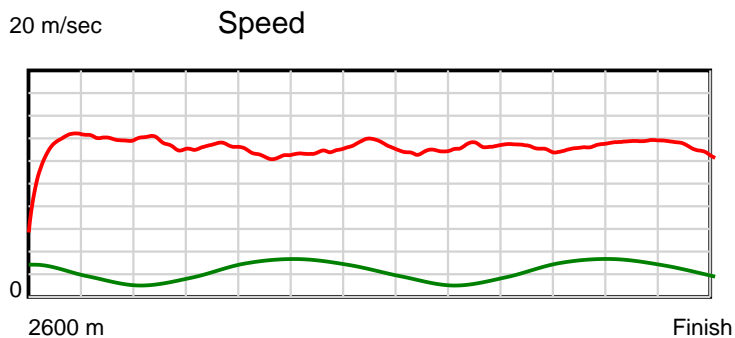
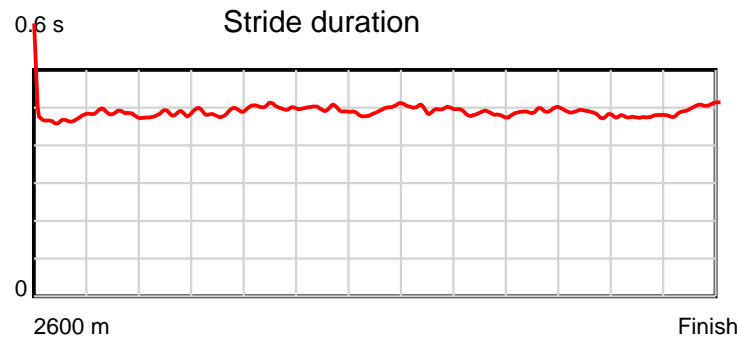
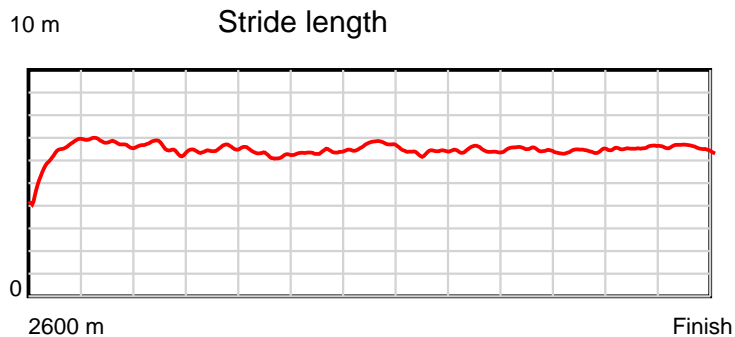
Disclaimer.

HRNZ and NZMTC and Thoroughbred Ratings Pty Ltd accepts no responsibility for the completeness or accuracy of any of the information contained herein, and makes no representations about its suitability for any particular purpose. Users should make their own judgements about those matters and/or seek independent advice. You assume all risks associated with use of the data provided on this page.

Race Results

December 04, 2024, Race 7, HYDROFLOW PACE, Distance 2600m, Addington - Survey 3200m

Result	TAB no.	Horse (Barrier)	2200m to	2000m to	1800m to	1600m to	1400m to	1200m to	1000m to	800m to	600m to	400m to	200m to	Total or	Margin
6th	9	Melando Chief (1)	2000m	1800m	1600m	1400m	1200m	1000m	800m	600m	400m	200m	WP	Average	
		Position in running (margin)	10(13.1)	10(17.1)	10(15.4)	10(12.0)	10(9.7)	9(9.6)	8(6.8)	7(6.1)	7(6.0)	6(7.7)	7(8.2)		9.60
		Sectional time (s)	15.26	14.98	16.69	15.38	14.74	15.48	15.58	15.20	15.74	14.44	15.38		
		Cumulative time (s)	168.87	153.61	138.63	121.94	106.56	91.82	76.34	60.76	45.56	29.82	15.38	3:20.31	
		Speed (m/s)	13.11	13.35	11.98	13.00	13.57	12.92	12.84	13.16	12.71	13.85	13.00	12.98	
		Stride length (m)	6.33	6.52	6.01	6.46	6.69	6.42	6.20	6.48	6.15	6.59	6.54	6.41	
		Stride duration (s)	0.483	0.488	0.502	0.497	0.493	0.497	0.483	0.492	0.484	0.476	0.503	0.494	
		Stride efficiency (%)	62.57	66.34	56.49	65.17	70.02	64.43	60.04	65.62	59.08	67.94	66.89	64.27	
		Stride count	31.61	30.70	33.26	30.97	29.88	31.15	32.27	30.86	32.53	30.33	30.57	405.43	



Note: Horizontal distance axis grid lines are 200m furlongs.

Disclaimer.

HRNZ and NZMTC and Thoroughbred Ratings Pty Ltd accepts no responsibility for the completeness or accuracy of any of the information contained herein, and makes no representations about its suitability for any particular purpose. Users should make their own judgements about those matters and/or seek independent advice. You assume all risks associated with use of the data provided on this page.



Race Results



December 04, 2024, Race 7, HYDROFLOW PACE, Distance 2600m, Addington - Survey 3200m

Result	TAB no.	Horse (Barrier)	2600 to	2400m to
7th	2	Gliding High (3)	2400m	2200m
		Position in running (margin)	-	4(5.8)
		Sectional time (s)	16.14	13.99
		Cumulative time (s)	200.98	184.84
		Speed (m/s)	12.39	14.30
		Stride length (m)	5.72	6.49
		Stride duration (s)	0.440	0.454
		Stride efficiency (%)	51.21	65.84
		Stride count	34.94	30.81

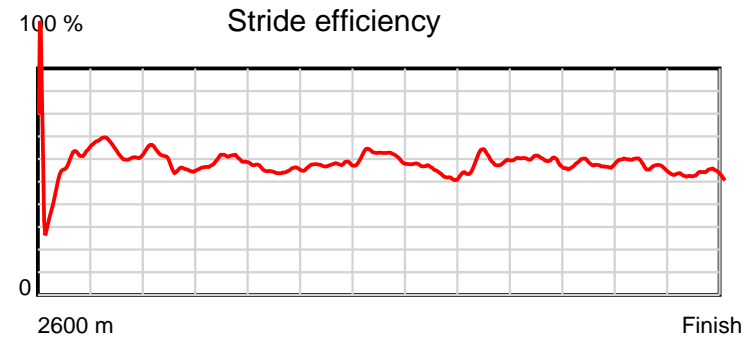
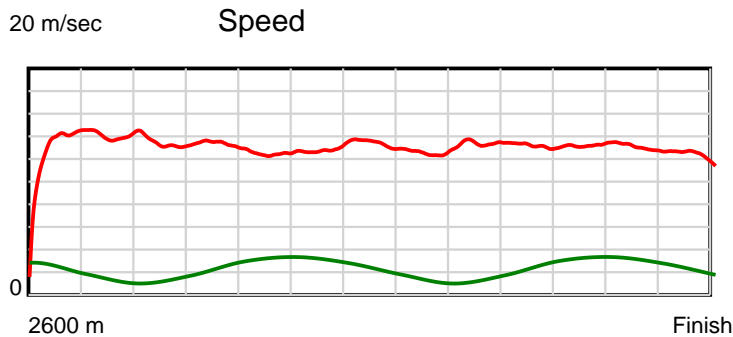
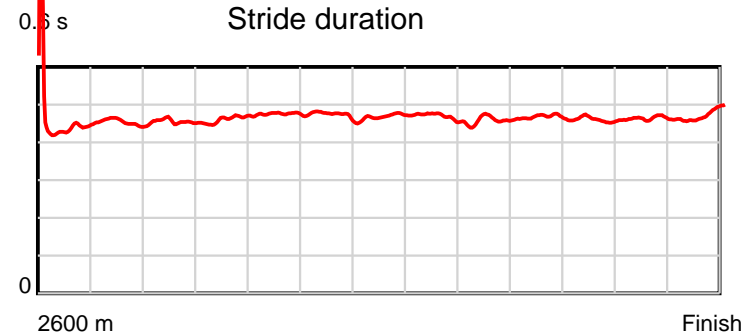
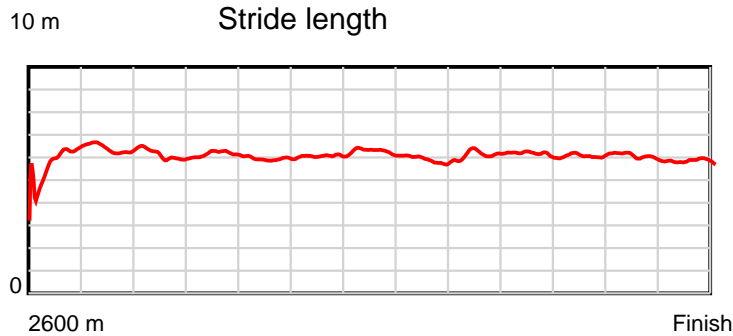
Disclaimer.

HRNZ and NZMTC and Thoroughbred Ratings Pty Ltd accepts no responsibility for the completeness or accuracy of any of the information contained herein, and makes no representations about its suitability for any particular purpose. Users should make their own judgements about those matters and/or seek independent advice. You assume all risks associated with use of the data provided on this page.

Race Results

December 04, 2024, Race 7, HYDROFLOW PACE, Distance 2600m, Addington - Survey 3200m

Result	TAB no.	Horse (Barrier)	2200m to	2000m to	1800m to	1600m to	1400m to	1200m to	1000m to	800m to	600m to	400m to	200m to	Total or	Margin
7th	2	Gliding High (3)	2000m	1800m	1600m	1400m	1200m	1000m	800m	600m	400m	200m	WP	Average	
		Position in running (margin)	4(5.7)	6(10.9)	6(8.9)	5(4.8)	4(3.1)	4(4.3)	4(2.8)	3(1.6)	3(1.8)	3(2.7)	4(7.5)		13.20
		Sectional time (s)	15.46	14.94	16.57	15.47	14.96	15.70	15.51	15.23	15.62	15.15	16.24		
		Cumulative time (s)	170.85	155.39	140.45	123.88	108.41	93.45	77.75	62.24	47.01	31.39	16.24	3:20.98	
		Speed (m/s)	12.94	13.39	12.07	12.93	13.37	12.74	12.89	13.13	12.80	13.20	12.32	12.94	
		Stride length (m)	5.88	6.17	5.73	6.12	6.28	5.98	5.91	6.13	5.89	6.12	5.84	6.01	
		Stride duration (s)	0.455	0.461	0.475	0.473	0.469	0.470	0.458	0.467	0.460	0.464	0.474	0.465	
		Stride efficiency (%)	54.12	59.47	51.38	58.44	61.57	55.87	54.61	58.74	54.28	58.57	53.30	56.51	
		Stride count	33.98	32.42	34.88	32.71	31.86	33.45	33.83	32.62	33.93	32.67	34.25	432.35	



Note: Horizontal distance axis grid lines are 200m furlongs.

Disclaimer.

HRNZ and NZMTC and Thoroughbred Ratings Pty Ltd accepts no responsibility for the completeness or accuracy of any of the information contained herein, and makes no representations about its suitability for any particular purpose. Users should make their own judgements about those matters and/or seek independent advice. You assume all risks associated with use of the data provided on this page.



Race Results



December 04, 2024, Race 7, HYDROFLOW PACE, Distance 2600m, Addington - Survey 3200m

Result	TAB no.	Horse (Barrier)	2600 to	2400m to
8th	7	Interpol (8)	2400m	2200m
		Position in running (margin)	-	5(7.2)
		Sectional time (s)	16.32	14.16
		Cumulative time (s)	201.80	185.48
		Speed (m/s)	12.26	14.12
		Stride length (m)	5.36	6.04
		Stride duration (s)	0.438	0.428
		Stride efficiency (%)	44.85	57.05
		Stride count	37.33	33.10

Disclaimer.

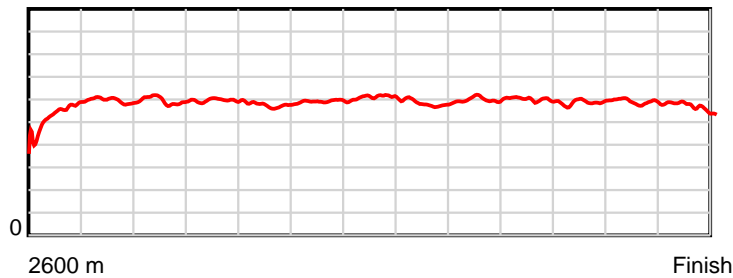
HRNZ and NZMTC and Thoroughbred Ratings Pty Ltd accepts no responsibility for the completeness or accuracy of any of the information contained herein, and makes no representations about its suitability for any particular purpose. Users should make their own judgements about those matters and/or seek independent advice. You assume all risks associated with use of the data provided on this page.

Race Results

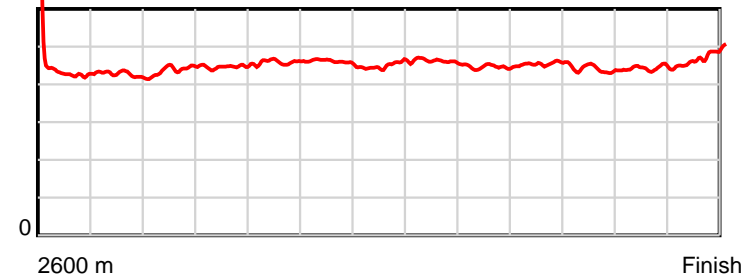
December 04, 2024, Race 7, HYDROFLOW PACE, Distance 2600m, Addington - Survey 3200m

Result	TAB no.	Horse (Barrier)	2200m to	2000m to	1800m to	1600m to	1400m to	1200m to	1000m to	800m to	600m to	400m to	200m to	Total or	Margin
8th	7	Interpol (8)	2000m	1800m	1600m	1400m	1200m	1000m	800m	600m	400m	200m	WP	Average	
		Position in running (margin)	7(8.2)	8(12.7)	8(11.1)	7(6.7)	6(5.5)	5(5.9)	5(4.4)	5(3.7)	5(4.2)	4(4.0)	5(7.8)		17.70
		Sectional time (s)	15.35	15.01	16.51	15.56	14.83	15.69	15.58	15.29	15.43	14.99	17.08		
		Cumulative time (s)	171.32	155.97	140.96	124.45	108.89	94.06	78.37	62.79	47.50	32.07	17.08	3:21.80	
		Speed (m/s)	13.03	13.32	12.11	12.85	13.49	12.75	12.84	13.08	12.96	13.34	11.71	12.88	
		Stride length (m)	5.70	5.96	5.56	5.91	6.06	5.90	5.73	5.95	5.69	5.92	5.57	5.79	
		Stride duration (s)	0.438	0.447	0.459	0.460	0.450	0.463	0.446	0.455	0.439	0.444	0.475	0.449	
		Stride efficiency (%)	50.83	55.42	48.25	54.58	57.42	54.32	51.26	55.37	50.62	54.75	48.42	52.35	
		Stride count	35.07	33.58	35.99	33.84	32.99	33.92	34.92	33.60	35.14	33.79	35.93	449.20	

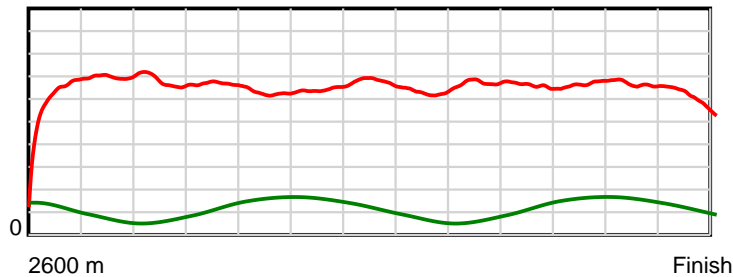
10 m Stride length



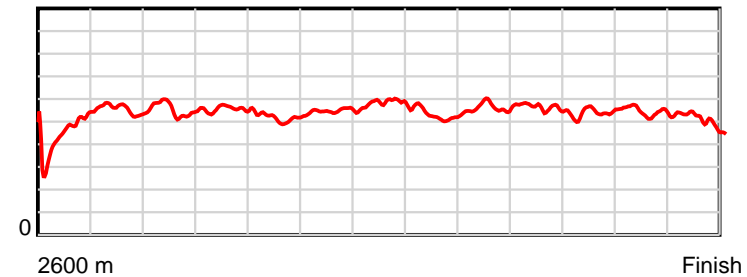
0.6 s Stride duration



20 m/sec Speed



100 % Stride efficiency



Note: Horizontal distance axis grid lines are 200m furlongs.

Disclaimer.

HRNZ and NZMTC and Thoroughbred Ratings Pty Ltd accepts no responsibility for the completeness or accuracy of any of the information contained herein, and makes no representations about its suitability for any particular purpose. Users should make their own judgements about those matters and/or seek independent advice. You assume all risks associated with use of the data provided on this page.



Race Results



December 04, 2024, Race 7, HYDROFLOW PACE, Distance 2600m, Addington - Survey 3200m

Result	TAB no.	Horse (Barrier)	2600 to	2400m to
9th	1	Oneloveonelife (2)	2400m	2200m
		Position in running (margin)	-	7(9.0)
		Sectional time (s)	16.70	13.65
		Cumulative time (s)	203.86	187.16
		Speed (m/s)	11.98	14.65
		Stride length (m)	5.60	6.46
		Stride duration (s)	0.445	0.441
		Stride efficiency (%)	49.01	65.15
		Stride count	35.71	30.97

Disclaimer.

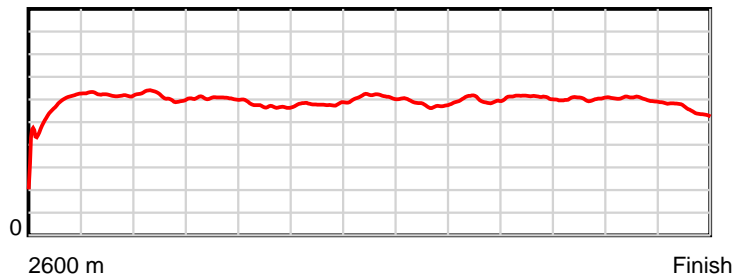
HRNZ and NZMTC and Thoroughbred Ratings Pty Ltd accepts no responsibility for the completeness or accuracy of any of the information contained herein, and makes no representations about its suitability for any particular purpose. Users should make their own judgements about those matters and/or seek independent advice. You assume all risks associated with use of the data provided on this page.

Race Results

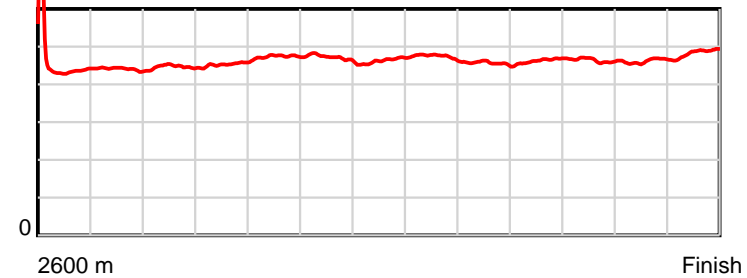
December 04, 2024, Race 7, HYDROFLOW PACE, Distance 2600m, Addington - Survey 3200m

Result	TAB no.	Horse (Barrier)	2200m to	2000m to	1800m to	1600m to	1400m to	1200m to	1000m to	800m to	600m to	400m to	200m to	Total or	Margin
9th	1	Oneloveonelife (2)	2000m	1800m	1600m	1400m	1200m	1000m	800m	600m	400m	200m	WP	Average	
		Position in running (margin)	5(6.9)	4(8.7)	4(7.2)	6(6.2)	7(7.3)	8(9.2)	9(8.3)	9(8.2)	10(8.3)	10(11.5)	9(17.2)		28.80
		Sectional time (s)	14.90	15.02	17.07	15.95	15.07	15.81	15.69	15.23	15.99	15.31	17.47		
		Cumulative time (s)	173.51	158.61	143.59	126.52	110.57	95.50	79.69	64.00	48.77	32.78	17.47	3:23.86	
		Speed (m/s)	13.42	13.32	11.72	12.54	13.27	12.65	12.75	13.13	12.51	13.06	11.45	12.75	
		Stride length (m)	5.99	6.03	5.55	5.92	6.14	6.01	5.82	6.08	5.80	6.03	5.54	5.91	
		Stride duration (s)	0.446	0.452	0.473	0.472	0.462	0.475	0.457	0.463	0.464	0.462	0.484	0.463	
		Stride efficiency (%)	56.00	56.74	48.09	54.81	58.84	56.37	52.95	57.72	52.58	56.90	48.02	54.57	
		Stride count	33.41	33.19	36.05	33.77	32.59	33.30	34.36	32.91	34.48	33.14	36.08	439.96	

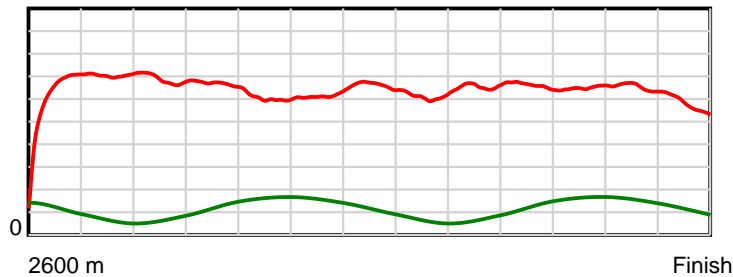
10 m Stride length



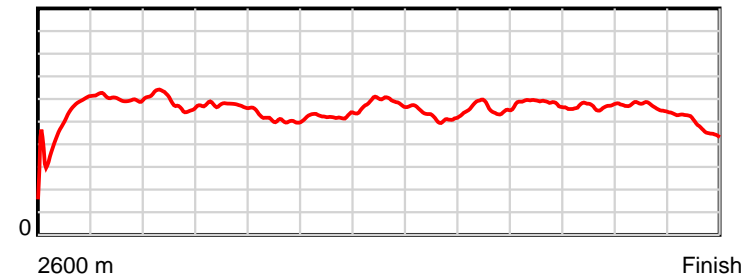
0.5 s Stride duration



20 m/sec Speed



100 % Stride efficiency



Note: Horizontal distance axis grid lines are 200m furlongs.

Disclaimer.

HRNZ and NZMTC and Thoroughbred Ratings Pty Ltd accepts no responsibility for the completeness or accuracy of any of the information contained herein, and makes no representations about its suitability for any particular purpose. Users should make their own judgements about those matters and/or seek independent advice. You assume all risks associated with use of the data provided on this page.



Race Results



December 04, 2024, Race 7, HYDROFLOW PACE, Distance 2600m, Addington - Survey 3200m

Result	TAB no.	Horse (Barrier)	2600 to	2400m to
10th	3	He's A Jackala... (4)	2400m	2200m
		Position in running (margin)	-	3(3.7)
		Sectional time (s)	15.78	13.47
		Cumulative time (s)	207.13	191.35
		Speed (m/s)	12.68	14.85
		Stride length (m)	5.60	6.26
		Stride duration (s)	0.436	0.421
		Stride efficiency (%)	49.06	61.23
		Stride count	35.69	31.95

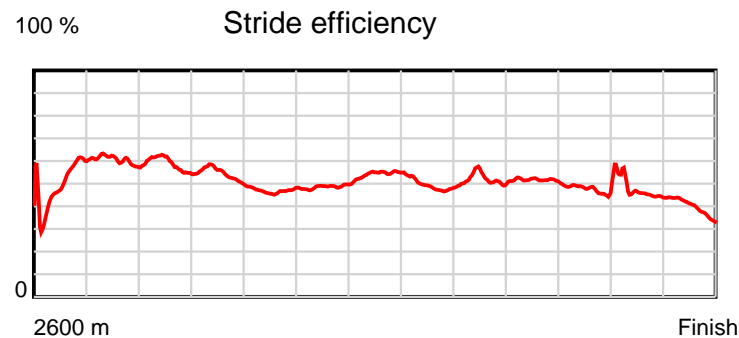
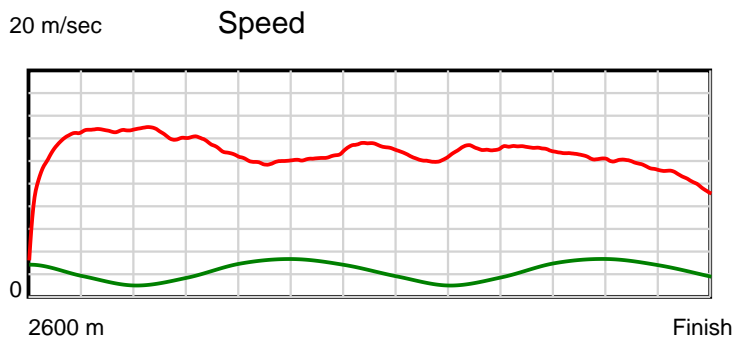
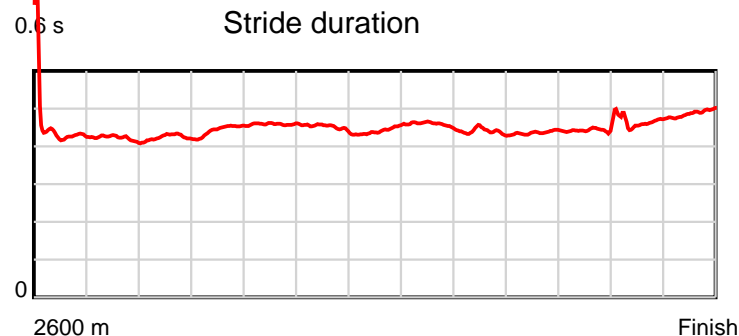
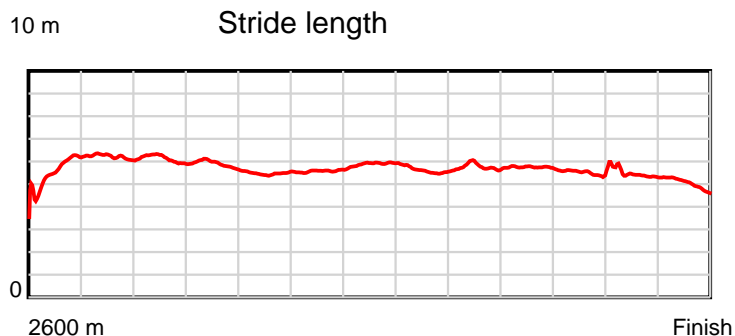
Disclaimer.

HRNZ and NZMTC and Thoroughbred Ratings Pty Ltd accepts no responsibility for the completeness or accuracy of any of the information contained herein, and makes no representations about its suitability for any particular purpose. Users should make their own judgements about those matters and/or seek independent advice. You assume all risks associated with use of the data provided on this page.

Race Results

December 04, 2024, Race 7, HYDROFLOW PACE, Distance 2600m, Addington - Survey 3200m

Result	TAB no.	Horse (Barrier)	2200m to	2000m to	1800m to	1600m to	1400m to	1200m to	1000m to	800m to	600m to	400m to	200m to	Total or	Margin
10th	3	He's A Jackala... (4)	2000m	1800m	1600m	1400m	1200m	1000m	800m	600m	400m	200m	WP	Average	
		Position in running (margin)	2(0.5)	1(0.0)	1(0.0)	1(0.0)	1(0.0)	2(1.8)	3(1.9)	4(2.1)	4(2.6)	9(9.2)	10(23.0)		46.40
		Sectional time (s)	14.52	15.27	17.25	15.76	15.05	15.98	15.73	15.30	16.56	16.65	19.81		
		Cumulative time (s)	177.88	163.36	148.09	130.84	115.08	100.03	84.05	68.32	53.02	36.46	19.81	3:27.13	
		Speed (m/s)	13.77	13.10	11.59	12.69	13.29	12.52	12.71	13.07	12.08	12.01	10.10	12.55	
		Stride length (m)	5.83	5.83	5.32	5.72	5.88	5.74	5.58	5.71	5.38	5.53	4.94	5.62	
		Stride duration (s)	0.424	0.445	0.459	0.450	0.442	0.459	0.439	0.437	0.445	0.460	0.489	0.448	
		Stride efficiency (%)	53.20	53.10	44.22	51.05	54.03	51.52	48.67	51.00	45.19	47.83	38.11	49.42	
		Stride count	34.28	34.31	37.60	34.99	34.01	34.83	35.84	35.01	37.19	36.15	40.50	462.35	



Note: Horizontal distance axis grid lines are 200m furlongs.

Disclaimer.

HRNZ and NZMTC and Thoroughbred Ratings Pty Ltd accepts no responsibility for the completeness or accuracy of any of the information contained herein, and makes no representations about its suitability for any particular purpose. Users should make their own judgements about those matters and/or seek independent advice. You assume all risks associated with use of the data provided on this page.