



Race Results

NZ Metropolitan Trotting Club Inc, HRNZ, December 04, 2024

Compilation date: December 4, 2024, 9:29:43 PM (NZDT)

Copyright © 2024 HRNZ and NZMTC. All rights reserved.

Trademarks.

StrideMASTER is a registered trademark of Thoroughbred Ratings Pty Ltd.

Disclaimer.

HRNZ and NZMTC and Thoroughbred Ratings Pty Ltd accepts no responsibility for the completeness or accuracy of any of the information contained herein, and makes no representations about its suitability for any particular purpose. Users should make their own judgements about those matters and/or seek independent advice. You assume all risks associated with use of the data provided on this page.



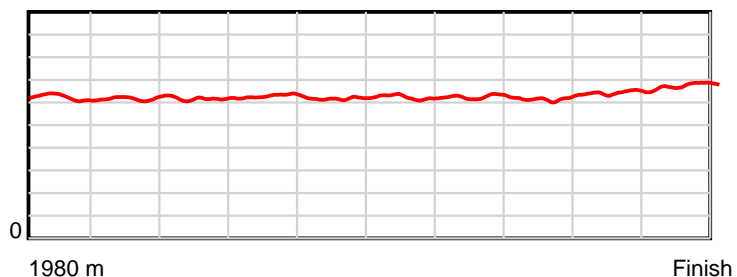
Race Results



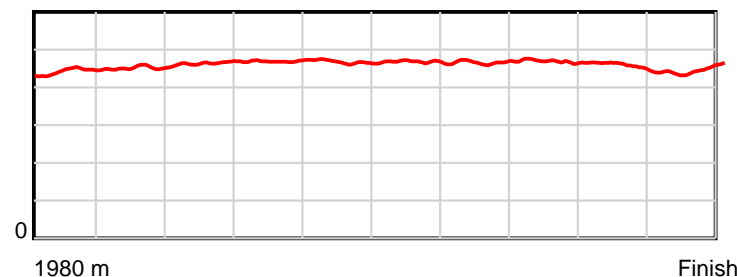
December 04, 2024, Race 8, GOLD BAND TAXIS MOBILE PACE, Distance 1980m, Addington - Survey 1980m

Result	TAB no.	Horse (Barrier)	1980 to	1800m to	1600m to	1400m to	1200m to	1000m to	800m to	600m to	400m to	200m to	Total or	Margin
1st	12	Sophia Bromac (0)	1800m	1600m	1400m	1200m	1000m	800m	600m	400m	200m	WP	Average	
		Position in running (margin)	-	12(9.4)	11(14.6)	11(15.9)	11(11.6)	11(11.2)	11(11.2)	11(10.4)	11(9.3)	11(3.4)		0.00
		Sectional time (s)	13.46	15.26	15.06	15.03	15.11	15.79	14.99	15.90	14.52	13.40		
		Cumulative time (s)	148.52	135.06	119.80	104.74	89.71	74.60	58.81	43.82	27.92	13.40	2:28.52	
		Speed (m/s)	13.38	13.11	13.28	13.31	13.24	12.67	13.34	12.58	13.77	14.93	13.33	
		Stride length (m)	6.15	5.92	6.17	6.24	6.18	5.92	6.22	5.90	6.28	6.68	6.16	
		Stride duration (s)	0.443	0.452	0.464	0.469	0.467	0.468	0.466	0.469	0.456	0.448	0.462	
		Stride efficiency (%)	59.04	54.74	59.41	60.93	59.77	54.83	60.53	54.40	61.68	69.83	59.30	
		Stride count	29.29	33.79	32.44	32.03	32.34	33.76	32.13	33.90	31.83	29.92	321.43	

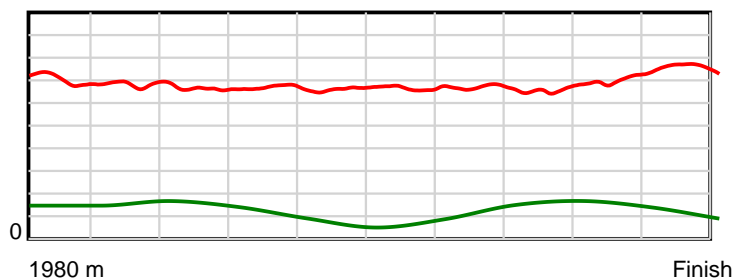
10 m Stride length



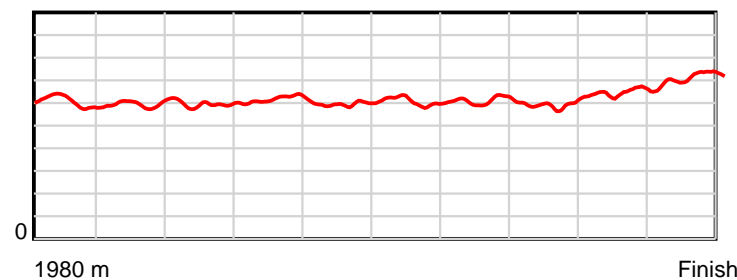
0.6 s Stride duration



20 m/sec Speed



100 % Stride efficiency



Note: Horizontal distance axis grid lines are 200m furlongs.

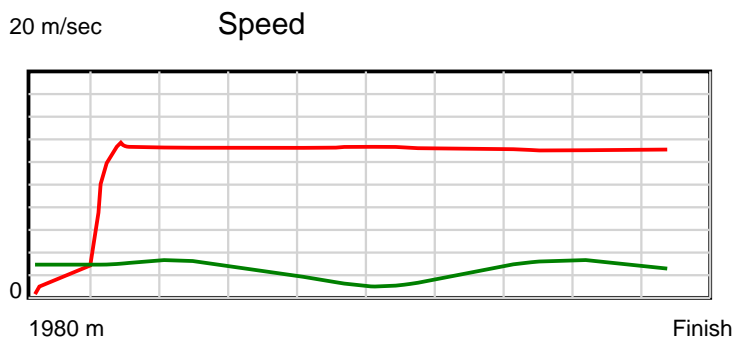


Disclaimer.

HRNZ and NZMTC and Thoroughbred Ratings Pty Ltd accepts no responsibility for the completeness or accuracy of any of the information contained herein, and makes no representations about its suitability for any particular purpose. Users should make their own judgements about those matters and/or seek independent advice. You assume all risks associated with use of the data provided on this page.

Race Results

December 04, 2024, Race 8, GOLD BAND TAXIS MOBILE PACE, Distance 1980m, Addington - Survey 1980m

Result	TAB no.	Horse (Barrier)	1980 to	1800m to	1600m to	1400m to	1200m to	1000m to	800m to	600m to	400m to	200m to	Total or	Margin
2nd	8	Terror Ma Sue (8)	1800m	1600m	1400m	1200m	1000m	800m	600m	400m	200m	WP	Average	
		Position in running (margin)	-	7(6.2)	10(13.2)	10(14.6)	10(10.3)	10(9.7)	10(9.3)	10(8.6)	10(7.4)	5(1.6)		1.40
		Sectional time (s)	12.94	15.56	15.07	15.03	15.07	15.72	15.01	15.88	14.54	13.96		
		Cumulative time (s)	148.78	135.84	120.28	105.21	90.18	75.11	59.39	44.38	28.50	13.96	2:28.78	
		Speed (m/s)	13.91	12.85	13.27	13.31	13.27	12.72	13.32	12.59	13.76	14.33	13.31	
		Stride length (m)	14.37	8.10	78.12	82.86	54.19	18.81	24.00	9.23	63.63	210.46	21.86	
		Stride duration (s)	1.021	0.630	5.888	6.229	4.083	1.479	1.801	0.733	4.626	14.686	1.642	
		Stride efficiency (%)	322.82	102.54	9535.55	10729.78	4588.16	552.99	899.84	133.23	6327.49	69213.28	746.67	
		Stride count	12.52	24.69	2.56	2.41	3.69	10.63	8.33	21.66	3.14	0.95	90.58	



Note: Horizontal distance axis grid lines are 200m furlongs.

Disclaimer.

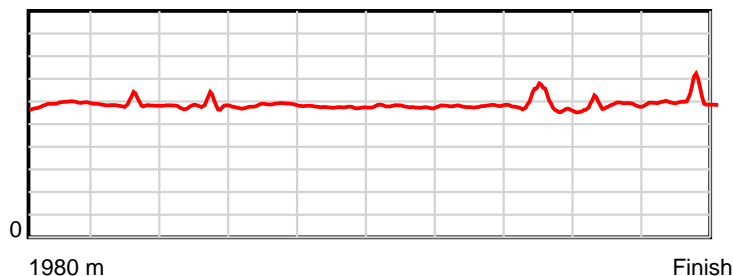
HRNZ and NZMTC and Thoroughbred Ratings Pty Ltd accepts no responsibility for the completeness or accuracy of any of the information contained herein, and makes no representations about its suitability for any particular purpose. Users should make their own judgements about those matters and/or seek independent advice. You assume all risks associated with use of the data provided on this page.

Race Results

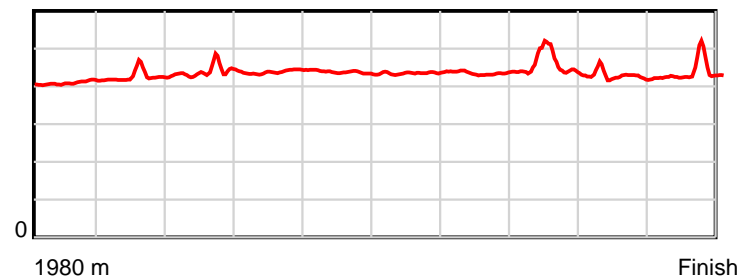
December 04, 2024, Race 8, GOLD BAND TAXIS MOBILE PACE, Distance 1980m, Addington - Survey 1980m

Result	TAB no.	Horse (Barrier)	1980 to	1800m to	1600m to	1400m to	1200m to	1000m to	800m to	600m to	400m to	200m to	Total or	Margin
3rd	3	Hilda Maud (3)	1800m	1600m	1400m	1200m	1000m	800m	600m	400m	200m	WP	Average	
		Position in running (margin)	-	5(5.3)	6(9.1)	8(10.4)	6(5.7)	6(5.7)	6(5.3)	6(4.7)	6(4.5)	1(0.0)		2.80
		Sectional time (s)	12.93	15.02	15.07	14.96	15.17	15.72	15.02	16.05	14.76	14.34		
		Cumulative time (s)	149.04	136.11	121.09	106.02	91.06	75.89	60.17	45.15	29.10	14.34	2:29.04	
		Speed (m/s)	13.92	13.32	13.27	13.37	13.18	12.72	13.32	12.46	13.55	13.95	13.29	
		Stride length (m)	5.85	5.64	5.80	5.86	5.76	5.54	5.79	5.58	5.76	6.08	5.76	
		Stride duration (s)	0.409	0.424	0.437	0.438	0.437	0.435	0.435	0.447	0.425	0.436	0.434	
		Stride efficiency (%)	53.40	49.77	52.55	53.67	51.88	47.97	52.46	48.60	51.88	57.73	51.87	
		Stride count	30.79	35.44	34.49	34.13	34.71	36.10	34.52	35.86	34.71	32.91	343.66	

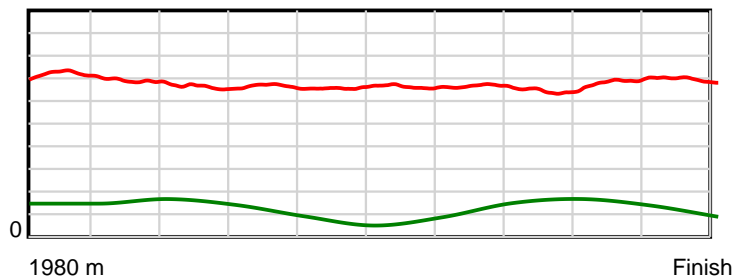
10 m Stride length



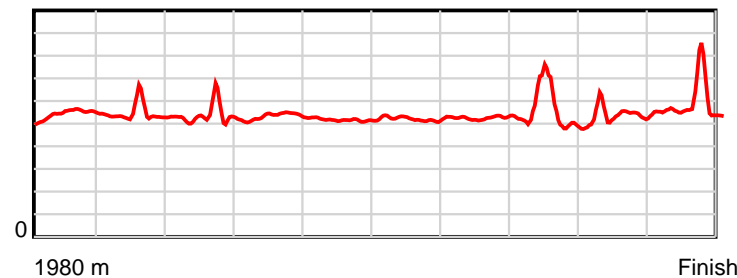
0.6 s Stride duration



20 m/sec Speed



100 % Stride efficiency



Note: Horizontal distance axis grid lines are 200m furlongs.

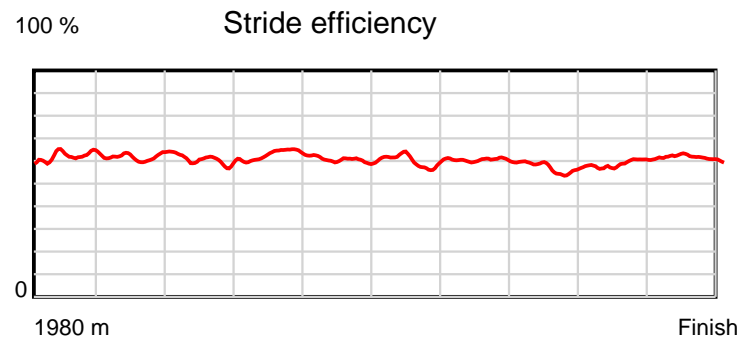
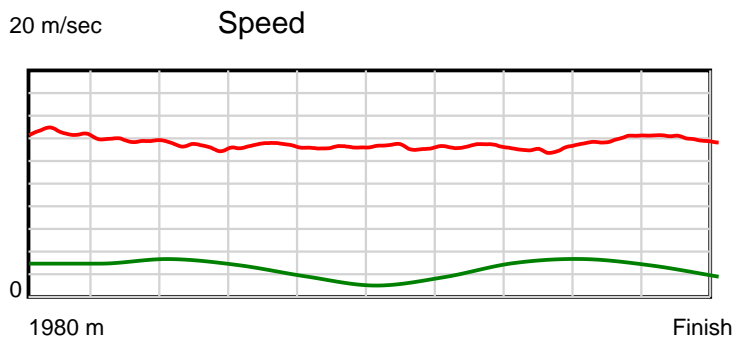
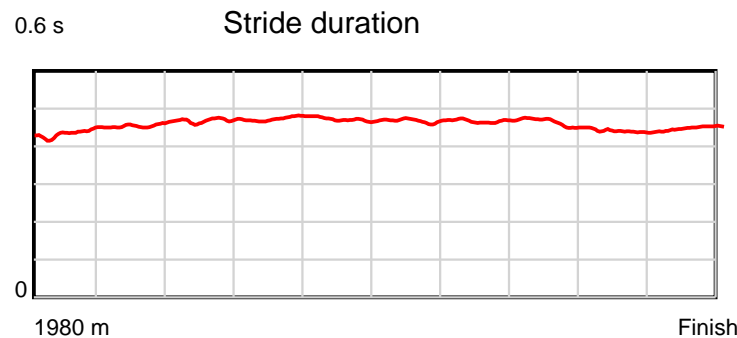
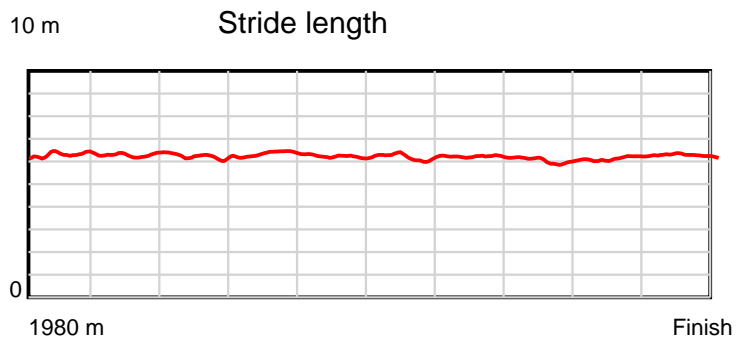
Disclaimer.

HRNZ and NZMTC and Thoroughbred Ratings Pty Ltd accepts no responsibility for the completeness or accuracy of any of the information contained herein, and makes no representations about its suitability for any particular purpose. Users should make their own judgements about those matters and/or seek independent advice. You assume all risks associated with use of the data provided on this page.

Race Results

December 04, 2024, Race 8, GOLD BAND TAXIS MOBILE PACE, Distance 1980m, Addington - Survey 1980m

Result	TAB no.	Horse (Barrier)	1980 to	1800m to	1600m to	1400m to	1200m to	1000m to	800m to	600m to	400m to	200m to	Total or	Margin
4th	11	Darby (11)	1800m	1600m	1400m	1200m	1000m	800m	600m	400m	200m	WP	Average	
		Position in running (margin)	-	9(7.1)	8(11.5)	9(12.6)	9(8.1)	8(6.9)	8(7.2)	8(6.3)	8(5.7)	2(0.3)		2.90
		Sectional time (s)	13.22	15.11	15.02	15.02	14.96	15.84	14.97	15.98	14.60	14.33		
		Cumulative time (s)	149.05	135.83	120.72	105.70	90.68	75.72	59.88	44.91	28.93	14.33	2:29.05	
		Speed (m/s)	13.62	13.24	13.32	13.32	13.37	12.63	13.36	12.52	13.70	13.96	13.28	
		Stride length (m)	6.23	6.02	6.24	6.30	6.30	5.90	6.24	5.78	6.01	6.27	6.12	
		Stride duration (s)	0.435	0.455	0.469	0.473	0.471	0.468	0.467	0.462	0.439	0.449	0.461	
		Stride efficiency (%)	60.69	56.57	60.79	62.11	61.98	54.49	60.83	52.17	56.50	61.42	58.58	
		Stride count	28.88	33.24	32.07	31.72	31.76	33.87	32.06	34.62	33.26	31.90	323.38	



Note: Horizontal distance axis grid lines are 200m furlongs.

Disclaimer.

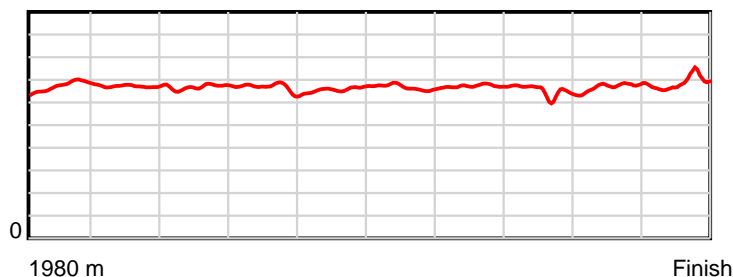
HRNZ and NZMTC and Thoroughbred Ratings Pty Ltd accepts no responsibility for the completeness or accuracy of any of the information contained herein, and makes no representations about its suitability for any particular purpose. Users should make their own judgements about those matters and/or seek independent advice. You assume all risks associated with use of the data provided on this page.

Race Results

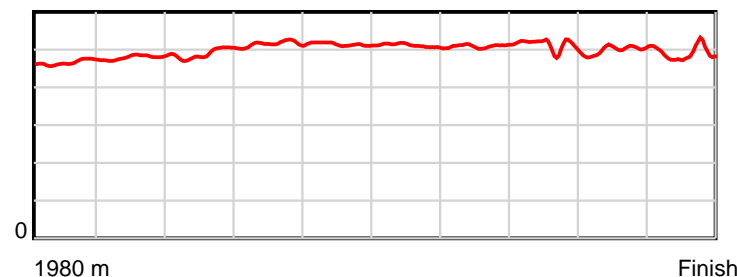
December 04, 2024, Race 8, GOLD BAND TAXIS MOBILE PACE, Distance 1980m, Addington - Survey 1980m

Result	TAB no.	Horse (Barrier)	1980 to	1800m to	1600m to	1400m to	1200m to	1000m to	800m to	600m to	400m to	200m to	Total or	Margin
5th	10	Timbimboo (10)	1800m	1600m	1400m	1200m	1000m	800m	600m	400m	200m	WP	Average	
		Position in running (margin)	-	10(7.4)	7(9.3)	5(6.6)	7(5.9)	7(6.3)	7(5.7)	7(5.4)	7(5.6)	6(2.1)		3.60
		Sectional time (s)	13.24	14.71	14.40	15.64	15.23	15.69	15.08	16.09	14.93	14.17		
		Cumulative time (s)	149.18	135.94	121.23	106.83	91.19	75.96	60.27	45.19	29.10	14.17	2:29.18	
		Speed (m/s)	13.60	13.60	13.89	12.79	13.13	12.75	13.26	12.43	13.40	14.11	13.27	
		Stride length (m)	6.69	6.53	6.80	6.60	6.75	6.50	6.76	6.33	6.71	6.82	6.65	
		Stride duration (s)	0.466	0.481	0.490	0.516	0.514	0.510	0.510	0.510	0.501	0.483	0.501	
		Stride efficiency (%)	69.97	66.72	72.35	68.07	71.23	66.12	71.39	62.68	70.37	72.76	69.06	
		Stride count	26.90	30.61	29.39	30.30	29.62	30.75	29.59	31.58	29.80	29.31	297.85	

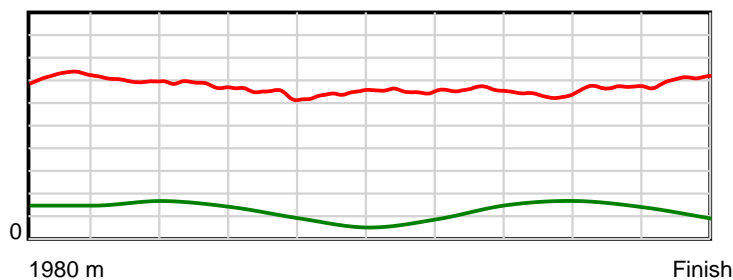
10 m Stride length



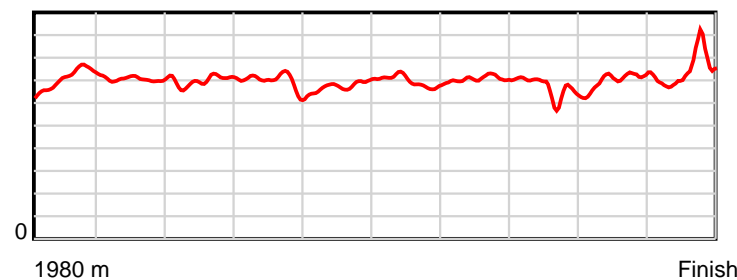
0.6 s Stride duration



20 m/sec Speed



100 % Stride efficiency



Note: Horizontal distance axis grid lines are 200m furlongs.

Disclaimer.

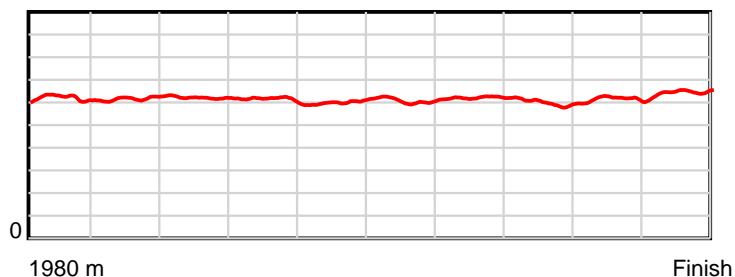
HRNZ and NZMTC and Thoroughbred Ratings Pty Ltd accepts no responsibility for the completeness or accuracy of any of the information contained herein, and makes no representations about its suitability for any particular purpose. Users should make their own judgements about those matters and/or seek independent advice. You assume all risks associated with use of the data provided on this page.

Race Results

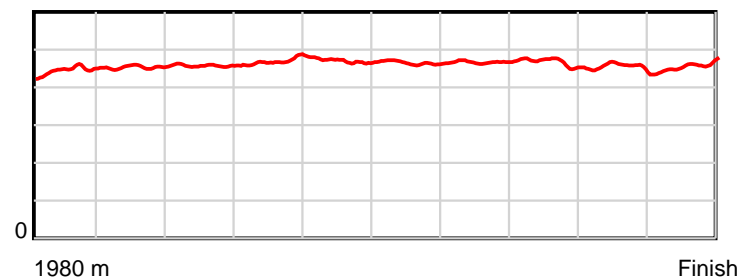
December 04, 2024, Race 8, GOLD BAND TAXIS MOBILE PACE, Distance 1980m, Addington - Survey 1980m

Result	TAB no.	Horse (Barrier)	1980 to	1800m to	1600m to	1400m to	1200m to	1000m to	800m to	600m to	400m to	200m to	Total or	Margin
6th	4	Fast Ace (4)	1800m	1600m	1400m	1200m	1000m	800m	600m	400m	200m	WP	Average	
		Position in running (margin)	-	11(8.5)	9(12.6)	7(10.3)	8(7.4)	9(8.9)	9(8.4)	9(8.0)	9(7.2)	8(3.0)		4.40
		Sectional time (s)	13.29	15.08	14.46	15.27	15.41	15.71	15.05	15.94	14.80	14.34		
		Cumulative time (s)	149.35	136.06	120.98	106.52	91.25	75.84	60.13	45.08	29.14	14.34	2:29.35	
		Speed (m/s)	13.55	13.26	13.83	13.10	12.98	12.73	13.29	12.55	13.51	13.95	13.26	
		Stride length (m)	6.13	6.01	6.32	6.14	6.10	5.92	6.20	5.85	6.13	6.38	6.11	
		Stride duration (s)	0.447	0.453	0.457	0.469	0.470	0.465	0.467	0.466	0.453	0.458	0.461	
		Stride efficiency (%)	58.69	56.38	62.48	58.94	58.16	54.68	60.10	53.44	58.69	63.70	58.41	
		Stride count	29.37	33.30	31.63	32.57	32.78	33.81	32.25	34.20	32.64	31.32	323.87	

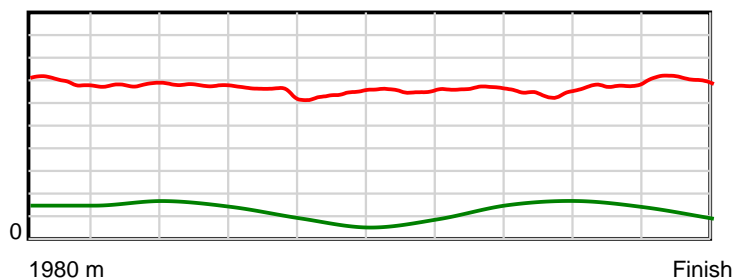
10 m Stride length



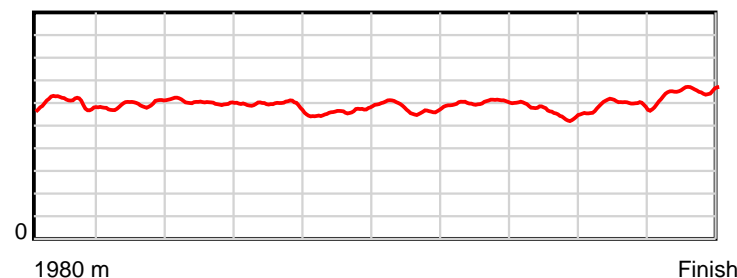
0.6 s Stride duration



20 m/sec Speed



100 % Stride efficiency



Note: Horizontal distance axis grid lines are 200m furlongs.

Disclaimer.

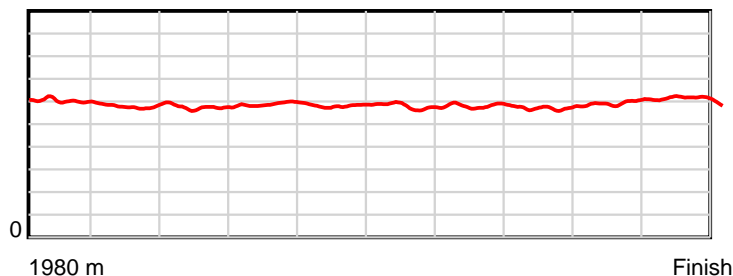
HRNZ and NZMTC and Thoroughbred Ratings Pty Ltd accepts no responsibility for the completeness or accuracy of any of the information contained herein, and makes no representations about its suitability for any particular purpose. Users should make their own judgements about those matters and/or seek independent advice. You assume all risks associated with use of the data provided on this page.

Race Results

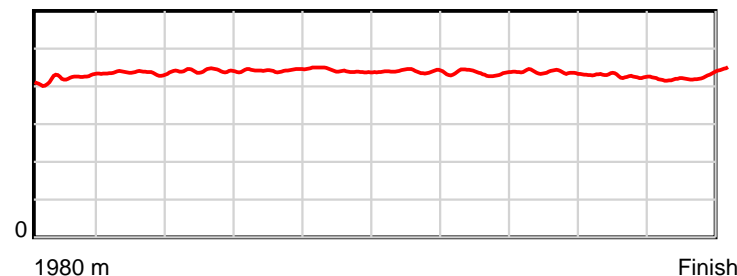
December 04, 2024, Race 8, GOLD BAND TAXIS MOBILE PACE, Distance 1980m, Addington - Survey 1980m

Result	TAB no.	Horse (Barrier)	1980 to	1800m to	1600m to	1400m to	1200m to	1000m to	800m to	600m to	400m to	200m to	Total or	Margin
7th	9	Millwood Godde... (9)	1800m	1600m	1400m	1200m	1000m	800m	600m	400m	200m	WP	Average	
		Position in running (margin)	-	8(6.3)	12(15.2)	12(18.5)	12(13.8)	12(12.7)	12(12.7)	12(11.8)	12(11.4)	12(5.3)		6.10
		Sectional time (s)	13.19	15.89	15.38	14.98	14.98	15.80	14.97	16.00	14.50	13.97		
		Cumulative time (s)	149.66	136.47	120.58	105.20	90.22	75.24	59.44	44.47	28.47	13.97	2:29.66	
		Speed (m/s)	13.65	12.59	13.00	13.35	13.35	12.66	13.36	12.50	13.79	14.32	13.23	
		Stride length (m)	5.96	5.49	5.73	5.92	5.89	5.56	5.83	5.45	5.88	6.15	5.78	
		Stride duration (s)	0.422	0.436	0.441	0.444	0.441	0.439	0.436	0.436	0.426	0.430	0.437	
		Stride efficiency (%)	55.46	47.11	51.39	54.85	54.20	48.26	53.10	46.48	53.94	59.07	52.14	
		Stride count	30.21	36.43	34.88	33.76	33.96	35.99	34.31	36.67	34.04	32.53	342.78	

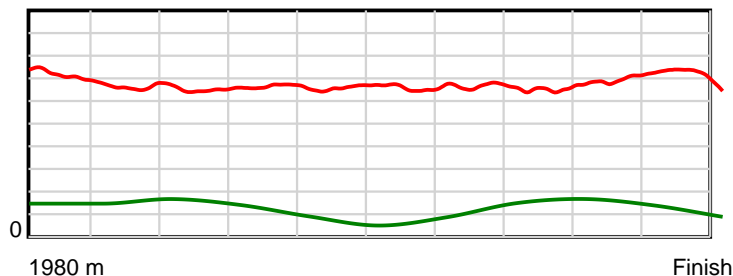
10 m Stride length



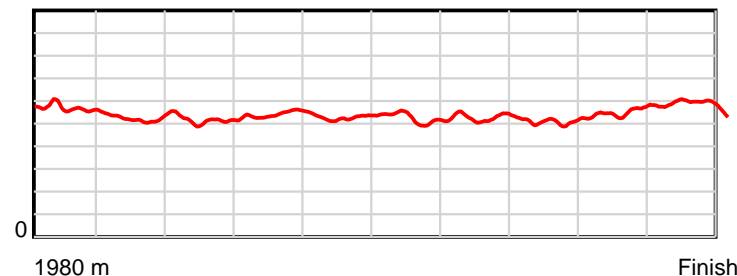
0.6 s Stride duration



20 m/sec Speed



100 % Stride efficiency



Note: Horizontal distance axis grid lines are 200m furlongs.

Disclaimer.

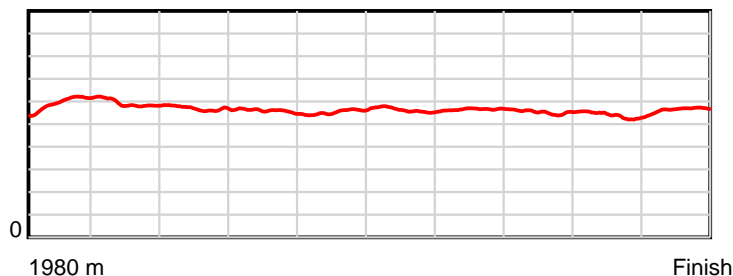
HRNZ and NZMTC and Thoroughbred Ratings Pty Ltd accepts no responsibility for the completeness or accuracy of any of the information contained herein, and makes no representations about its suitability for any particular purpose. Users should make their own judgements about those matters and/or seek independent advice. You assume all risks associated with use of the data provided on this page.

Race Results

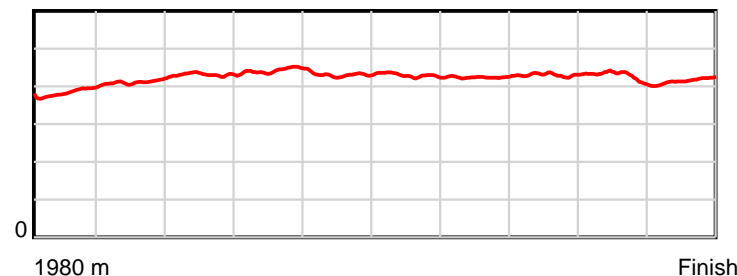
December 04, 2024, Race 8, GOLD BAND TAXIS MOBILE PACE, Distance 1980m, Addington - Survey 1980m

Result	TAB no.	Horse (Barrier)	1980 to	1800m to	1600m to	1400m to	1200m to	1000m to	800m to	600m to	400m to	200m to	Total or	Margin
8th	6	Sir Monty (6)	1800m	1600m	1400m	1200m	1000m	800m	600m	400m	200m	WP	Average	
		Position in running (margin)	-	1(0.0)	1(0.0)	2(1.1)	2(2.0)	2(2.2)	3(2.1)	3(1.9)	3(1.7)	7(2.9)		7.40
		Sectional time (s)	11.92	14.40	15.02	15.90	15.22	15.77	15.08	16.04	15.71	14.84		
		Cumulative time (s)	149.90	137.98	123.58	108.56	92.66	77.44	61.67	46.59	30.55	14.84	2:29.90	
		Speed (m/s)	15.11	13.89	13.32	12.58	13.14	12.68	13.26	12.47	12.73	13.48	13.21	
		Stride length (m)	5.90	5.72	5.74	5.57	5.65	5.44	5.63	5.37	5.42	5.61	5.60	
		Stride duration (s)	0.385	0.412	0.431	0.443	0.430	0.429	0.424	0.431	0.426	0.416	0.424	
		Stride efficiency (%)	54.31	51.18	51.51	48.47	49.96	46.26	49.45	45.01	45.99	49.10	48.96	
		Stride count	30.53	34.95	34.84	35.91	35.37	36.76	35.55	37.26	36.87	35.68	353.72	

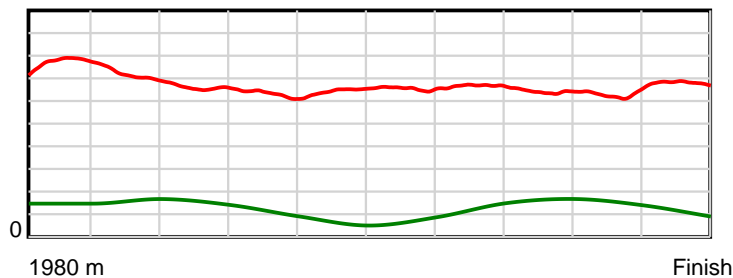
10 m Stride length



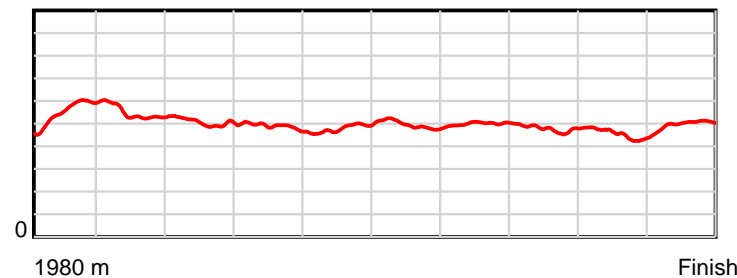
0.6 s Stride duration



20 m/sec Speed



100 % Stride efficiency



Note: Horizontal distance axis grid lines are 200m furlongs.

Disclaimer.

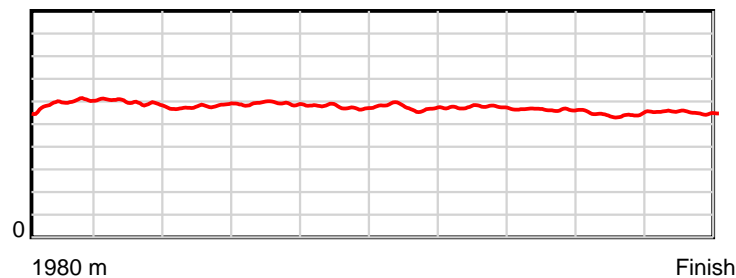
HRNZ and NZMTC and Thoroughbred Ratings Pty Ltd accepts no responsibility for the completeness or accuracy of any of the information contained herein, and makes no representations about its suitability for any particular purpose. Users should make their own judgements about those matters and/or seek independent advice. You assume all risks associated with use of the data provided on this page.

Race Results

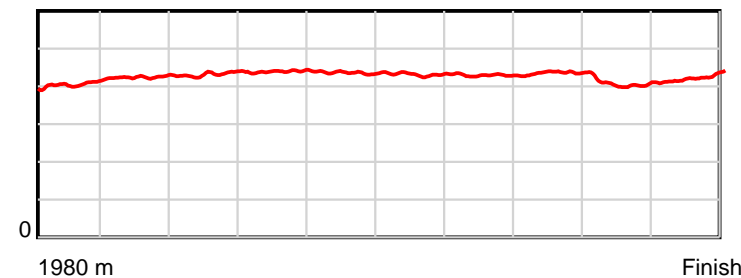
December 04, 2024, Race 8, GOLD BAND TAXIS MOBILE PACE, Distance 1980m, Addington - Survey 1980m

Result	TAB no.	Horse (Barrier)	1980 to	1800m to	1600m to	1400m to	1200m to	1000m to	800m to	600m to	400m to	200m to	Total or	Margin
9th	1	Executive Bann... (1)	1800m	1600m	1400m	1200m	1000m	800m	600m	400m	200m	WP	Average	
		Position in running (margin)	-	6(5.6)	5(6.0)	6(7.7)	4(3.5)	5(5.3)	4(3.8)	4(2.9)	4(3.1)	3(0.8)		9.50
		Sectional time (s)	12.84	14.47	15.12	15.05	15.46	15.56	14.98	16.10	15.13	15.57		
		Cumulative time (s)	150.28	137.44	122.97	107.85	92.80	77.34	61.78	46.80	30.70	15.57	2:30.28	
		Speed (m/s)	14.02	13.82	13.23	13.29	12.94	12.85	13.35	12.42	13.22	12.85	13.18	
		Stride length (m)	5.83	5.87	5.71	5.83	5.64	5.54	5.73	5.41	5.36	5.45	5.63	
		Stride duration (s)	0.406	0.424	0.432	0.439	0.436	0.431	0.429	0.436	0.405	0.424	0.427	
		Stride efficiency (%)	53.17	53.79	50.97	53.15	49.73	48.04	51.39	45.82	44.87	46.43	49.56	
		Stride count	30.86	34.09	35.02	34.29	35.45	36.07	34.87	36.94	37.32	36.69	351.60	

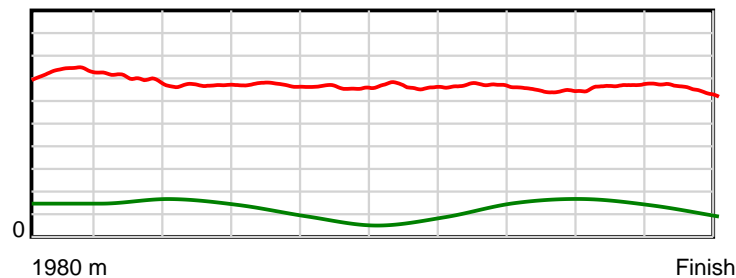
10 m Stride length



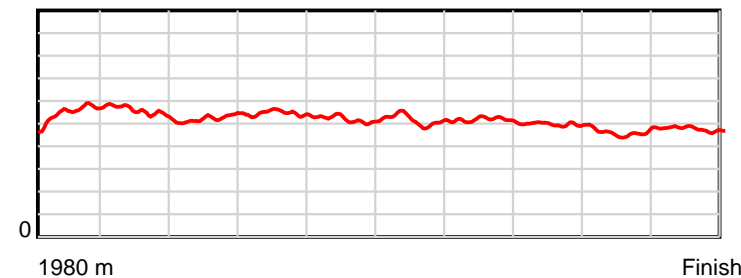
0.6 s Stride duration



20 m/sec Speed



100 % Stride efficiency



Note: Horizontal distance axis grid lines are 200m furlongs.

Disclaimer.

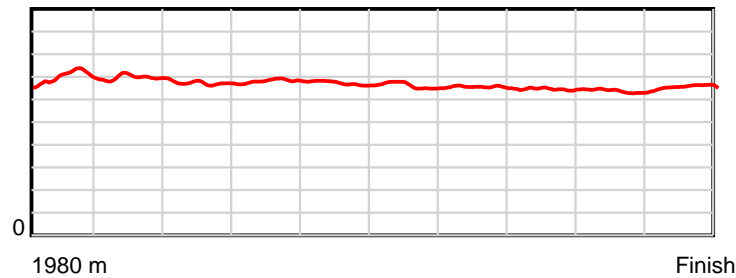
HRNZ and NZMTC and Thoroughbred Ratings Pty Ltd accepts no responsibility for the completeness or accuracy of any of the information contained herein, and makes no representations about its suitability for any particular purpose. Users should make their own judgements about those matters and/or seek independent advice. You assume all risks associated with use of the data provided on this page.

Race Results

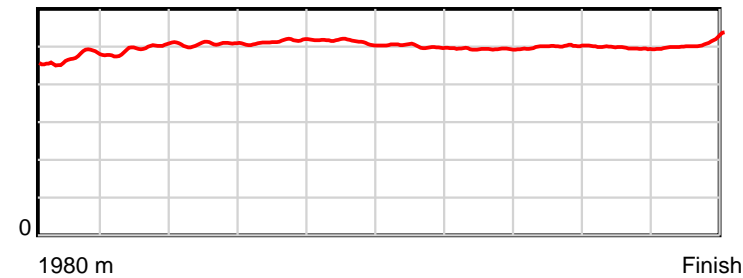
December 04, 2024, Race 8, GOLD BAND TAXIS MOBILE PACE, Distance 1980m, Addington - Survey 1980m

Result	TAB no.	Horse (Barrier)	1980 to	1800m to	1600m to	1400m to	1200m to	1000m to	800m to	600m to	400m to	200m to	Total or	Margin
10th	5	King Arthur (5)	1800m	1600m	1400m	1200m	1000m	800m	600m	400m	200m	WP	Average	
		Position in running (margin)	-	4(2.9)	4(5.6)	4(6.3)	3(2.2)	3(2.6)	2(1.7)	2(1.1)	2(0.9)	4(0.9)		9.90
		Sectional time (s)	12.39	14.84	14.95	15.08	15.23	15.64	15.04	16.03	15.52	15.63		
		Cumulative time (s)	150.35	137.96	123.12	108.17	93.09	77.86	62.22	47.18	31.15	15.63	2:30.35	
		Speed (m/s)	14.53	13.48	13.38	13.26	13.13	12.79	13.30	12.48	12.89	12.80	13.17	
		Stride length (m)	6.93	6.68	6.78	6.81	6.74	6.41	6.56	6.24	6.39	6.52	6.60	
		Stride duration (s)	0.470	0.496	0.507	0.514	0.513	0.501	0.494	0.500	0.496	0.510	0.501	
		Stride efficiency (%)	75.02	69.77	71.80	72.55	70.96	64.12	67.33	60.94	63.88	66.49	68.02	
		Stride count	25.98	29.93	29.51	29.35	29.68	31.22	30.47	32.03	31.28	30.66	300.11	

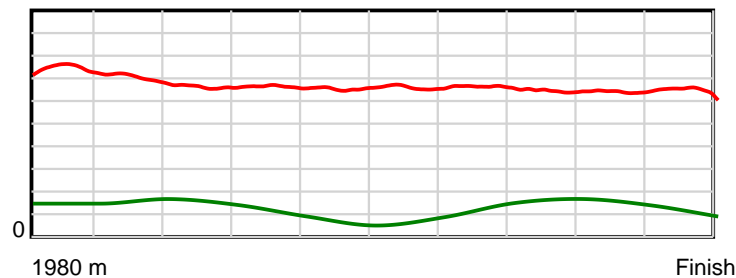
10 m Stride length



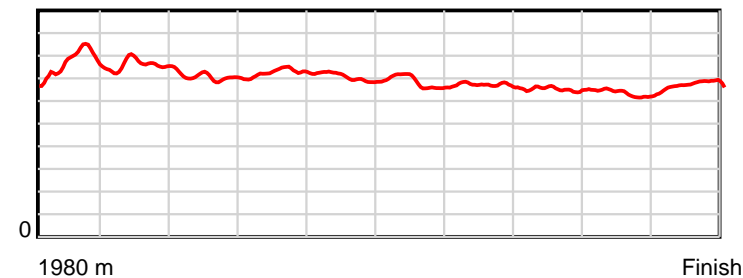
0.6 s Stride duration



20 m/sec Speed



100 % Stride efficiency



Note: Horizontal distance axis grid lines are 200m furlongs.

Disclaimer.

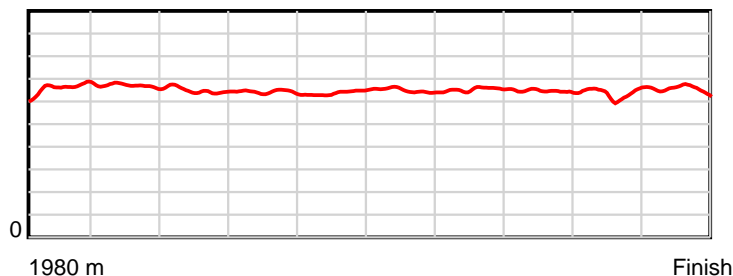
HRNZ and NZMTC and Thoroughbred Ratings Pty Ltd accepts no responsibility for the completeness or accuracy of any of the information contained herein, and makes no representations about its suitability for any particular purpose. Users should make their own judgements about those matters and/or seek independent advice. You assume all risks associated with use of the data provided on this page.

Race Results

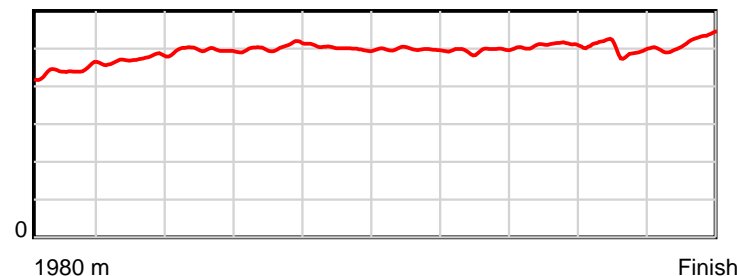
December 04, 2024, Race 8, GOLD BAND TAXIS MOBILE PACE, Distance 1980m, Addington - Survey 1980m

Result	TAB no.	Horse (Barrier)	1980 to	1800m to	1600m to	1400m to	1200m to	1000m to	800m to	600m to	400m to	200m to	Total or	Margin
11th	2	Buddy Reign (2)	1800m	1600m	1400m	1200m	1000m	800m	600m	400m	200m	WP	Average	
		Position in running (margin)	-	3(1.8)	3(2.7)	3(4.4)	5(4.2)	4(4.6)	5(4.3)	5(4.2)	5(4.1)	10(3.2)		14.40
		Sectional time (s)	12.21	14.55	15.12	15.72	15.24	15.74	15.11	16.05	15.36	16.08		
		Cumulative time (s)	151.18	138.97	124.42	109.30	93.58	78.34	62.60	47.49	31.44	16.08	2:31.18	
		Speed (m/s)	14.75	13.75	13.23	12.72	13.12	12.71	13.24	12.46	13.02	12.44	13.10	
		Stride length (m)	6.63	6.50	6.57	6.43	6.57	6.33	6.56	6.34	6.53	6.45	6.49	
		Stride duration (s)	0.445	0.473	0.497	0.505	0.501	0.498	0.496	0.509	0.501	0.519	0.495	
		Stride efficiency (%)	68.69	66.02	67.53	64.52	67.53	62.63	67.24	62.75	66.54	65.02	65.78	
		Stride count	27.15	30.77	30.42	31.12	30.42	31.59	30.49	31.56	30.65	31.01	305.18	

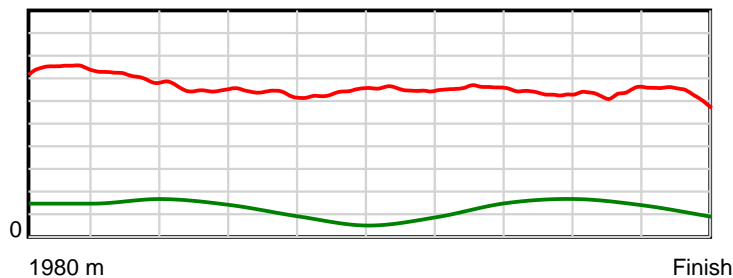
10 m Stride length



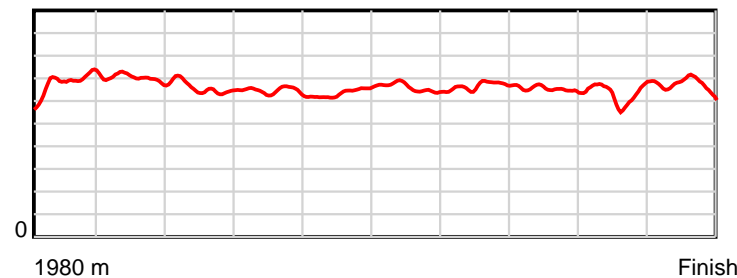
0.6 s Stride duration



20 m/sec Speed



100 % Stride efficiency



Note: Horizontal distance axis grid lines are 200m furlongs.

Disclaimer.

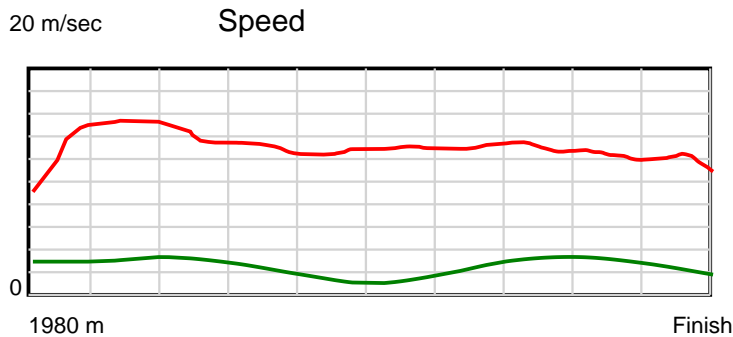
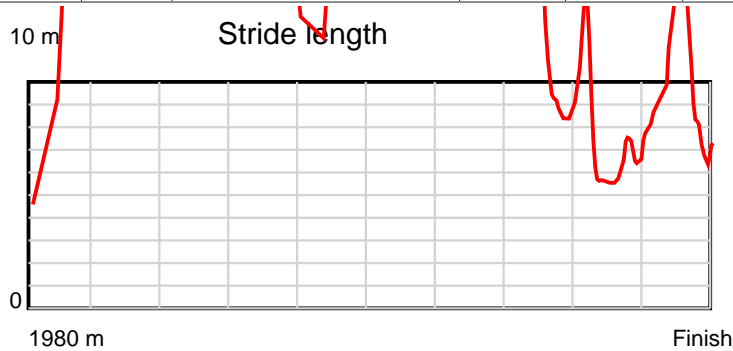
HRNZ and NZMTC and Thoroughbred Ratings Pty Ltd accepts no responsibility for the completeness or accuracy of any of the information contained herein, and makes no representations about its suitability for any particular purpose. Users should make their own judgements about those matters and/or seek independent advice. You assume all risks associated with use of the data provided on this page.



Race Results

December 04, 2024, Race 8, GOLD BAND TAXIS MOBILE PACE, Distance 1980m, Addington - Survey 1980m

Result	TAB no.	Horse (Barrier)	1980 to	1800m to	1600m to	1400m to	1200m to	1000m to	800m to	600m to	400m to	200m to	Total or	Margin
12th	7	Millies Sensat... (7)	1800m	1600m	1400m	1200m	1000m	800m	600m	400m	200m	WP	Average	
		Position in running (margin)	-	2(0.4)	2(0.6)	1(0.0)	1(0.0)	1(0.0)	1(0.0)	1(0.0)	1(0.0)	9(3.2)		19.10
		Sectional time (s)	11.98	14.43	14.73	15.75	15.17	15.79	15.13	16.07	16.04	16.96		
		Cumulative time (s)	152.05	140.07	125.64	110.91	95.16	79.99	64.20	49.07	33.00	16.96	2:32.05	
		Speed (m/s)	15.03	13.86	13.58	12.70	13.18	12.67	13.22	12.45	12.47	11.79	13.02	
		Stride length (m)	27.57	18.68	15.50	13.74	11.18	8.96	16.03	10.69	6.32	6.97	11.22	
		Stride duration (s)	1.819	1.348	1.142	1.083	0.848	0.707	1.213	0.859	0.507	0.592	0.862	
		Stride efficiency (%)	1187.89	545.44	375.52	295.19	195.47	125.34	401.59	178.62	62.36	76.01	196.81	
		Stride count	6.53	10.71	12.90	14.55	17.88	22.33	12.48	18.71	31.66	28.68	176.43	



Note: Horizontal distance axis grid lines are 200m furlongs.

Disclaimer.

HRNZ and NZMTC and Thoroughbred Ratings Pty Ltd accepts no responsibility for the completeness or accuracy of any of the information contained herein, and makes no representations about its suitability for any particular purpose. Users should make their own judgements about those matters and/or seek independent advice. You assume all risks associated with use of the data provided on this page.