



Race Results

NZ Metropolitan Trotting Club Inc, HRNZ, December 06, 2024

Compilation date: December 6, 2024, 10:01:41 PM (NZDT)

Copyright © 2024 HRNZ and NZMTC. All rights reserved.

Trademarks.

StrideMASTER is a registered trademark of Thoroughbred Ratings Pty Ltd.

Disclaimer.

HRNZ and NZMTC and Thoroughbred Ratings Pty Ltd accepts no responsibility for the completeness or accuracy of any of the information contained herein, and makes no representations about its suitability for any particular purpose. Users should make their own judgements about those matters and/or seek independent advice. You assume all risks associated with use of the data provided on this page.



Race Results



December 06, 2024, Race 8, GARRARDS NEW ZEALAND PACING DERBY (MOBILE PACE), Distance 2600m, Addington - Survey 3200m

Result	TAB no.	Horse (Barrier)	2600 to	2400m to
1st	10	We Walk By Fai... (10)	2400m	2200m
		Position in running (margin)	-	6(3.1)
		Sectional time (s)	13.31	14.19
		Cumulative time (s)	190.64	177.33
		Speed (m/s)	15.03	14.09
		Stride length (m)	6.58	6.54
		Stride duration (s)	0.421	0.464
		Stride efficiency (%)	67.71	66.80
		Stride count	30.38	30.59

Disclaimer.

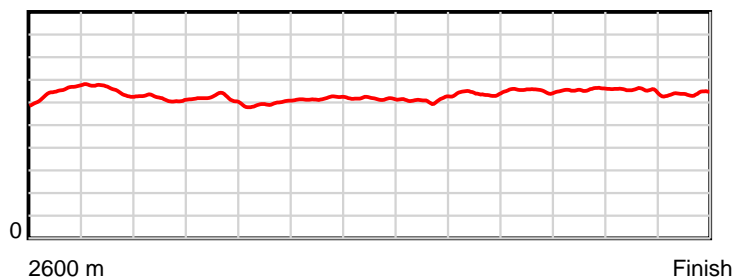
HRNZ and NZMTC and Thoroughbred Ratings Pty Ltd accepts no responsibility for the completeness or accuracy of any of the information contained herein, and makes no representations about its suitability for any particular purpose. Users should make their own judgements about those matters and/or seek independent advice. You assume all risks associated with use of the data provided on this page.

Race Results

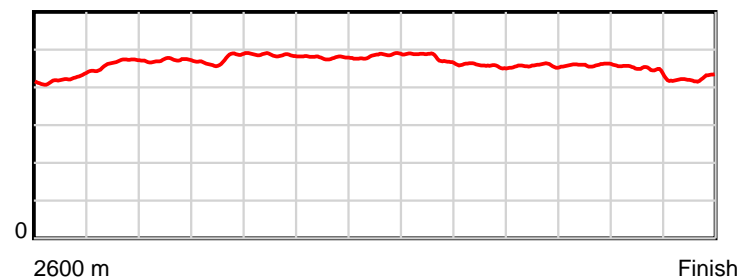
December 06, 2024, Race 8, GARRARDS NEW ZEALAND PACING DERBY (MOBILE PACE), Distance 2600m, Addington - Survey 3200m

Result	TAB no.	Horse (Barrier)	2200m to	2000m to	1800m to	1600m to	1400m to	1200m to	1000m to	800m to	600m to	400m to	200m to	Total or	Margin
1st	10	We Walk By Fai... (10)	2000m	1800m	1600m	1400m	1200m	1000m	800m	600m	400m	200m	WP	Average	
		Position in running (margin)	3(1.7)	4(2.8)	4(3.7)	4(4.3)	4(4.0)	4(4.1)	6(4.3)	6(3.3)	7(3.7)	6(3.2)	3(3.7)		0.00
		Sectional time (s)	15.52	15.26	16.37	15.32	15.65	15.72	14.53	14.00	14.00	13.54	13.23		
		Cumulative time (s)	163.14	147.62	132.36	115.99	100.67	85.02	69.30	54.77	40.77	26.77	13.23	3:10.64	
		Speed (m/s)	12.89	13.11	12.22	13.05	12.78	12.72	13.76	14.29	14.29	14.77	15.12	13.64	
		Stride length (m)	6.08	6.21	5.94	6.26	6.18	6.10	6.30	6.54	6.57	6.61	6.41	6.32	
		Stride duration (s)	0.472	0.474	0.486	0.479	0.484	0.480	0.457	0.458	0.460	0.448	0.424	0.464	
		Stride efficiency (%)	57.76	60.34	55.05	61.21	59.74	58.18	61.94	66.74	67.37	68.30	64.27	62.50	
		Stride count	32.90	32.18	33.70	31.96	32.35	32.78	31.77	30.60	30.46	30.25	31.19	411.11	

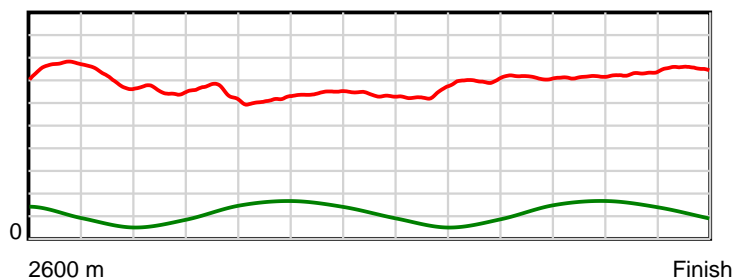
10 m Stride length



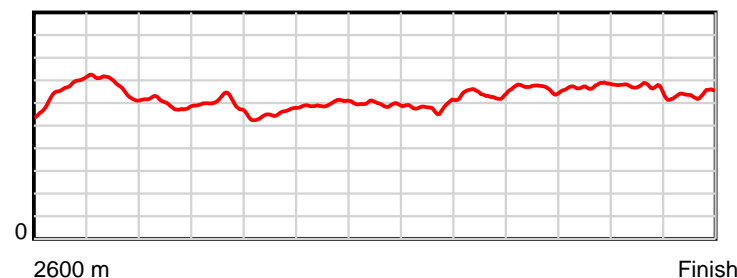
0.6 s Stride duration



20 m/sec Speed



100 % Stride efficiency



Note: Horizontal distance axis grid lines are 200m furlongs.

Disclaimer.

HRNZ and NZMTC and Thoroughbred Ratings Pty Ltd accepts no responsibility for the completeness or accuracy of any of the information contained herein, and makes no representations about its suitability for any particular purpose. Users should make their own judgements about those matters and/or seek independent advice. You assume all risks associated with use of the data provided on this page.



Race Results



December 06, 2024, Race 8, GARRARDS NEW ZEALAND PACING DERBY (MOBILE PACE), Distance 2600m, Addington - Survey 3200m

Result	TAB no.	Horse (Barrier)	2600 to	2400m to
2nd	3	Vessem (3)	2400m	2200m
		Position in running (margin)	-	9(6.0)
		Sectional time (s)	13.78	14.76
		Cumulative time (s)	190.79	177.01
		Speed (m/s)	14.51	13.55
		Stride length (m)	6.62	6.25
		Stride duration (s)	0.448	0.461
		Stride efficiency (%)	68.53	61.12
		Stride count	30.20	31.98

Disclaimer.

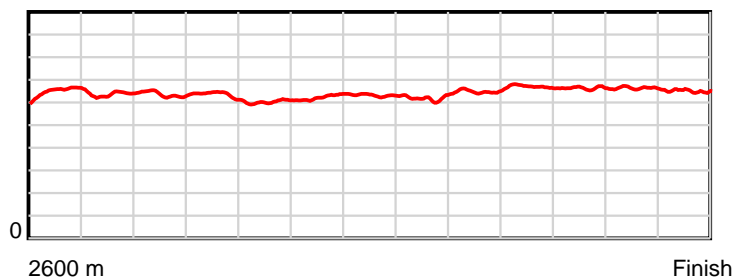
HRNZ and NZMTC and Thoroughbred Ratings Pty Ltd accepts no responsibility for the completeness or accuracy of any of the information contained herein, and makes no representations about its suitability for any particular purpose. Users should make their own judgements about those matters and/or seek independent advice. You assume all risks associated with use of the data provided on this page.

Race Results

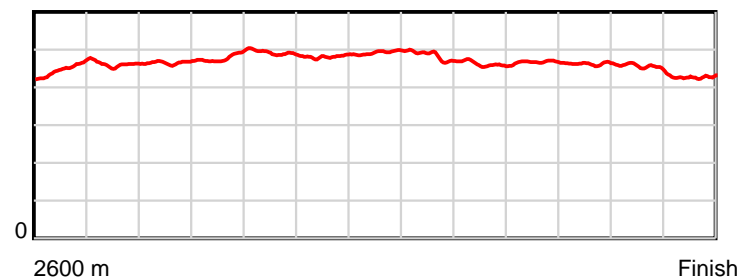
December 06, 2024, Race 8, GARRARDS NEW ZEALAND PACING DERBY (MOBILE PACE), Distance 2600m, Addington - Survey 3200m

Result	TAB no.	Horse (Barrier)	2200m to	2000m to	1800m to	1600m to	1400m to	1200m to	1000m to	800m to	600m to	400m to	200m to	Total or	Margin
2nd	3	Vessem (3)	2000m	1800m	1600m	1400m	1200m	1000m	800m	600m	400m	200m	WP	Average	
		Position in running (margin)	7(8.1)	6(5.2)	6(5.5)	6(5.9)	6(5.8)	6(5.8)	8(6.1)	9(5.0)	10(5.2)	9(4.8)	6(5.0)		0.80
		Sectional time (s)	14.87	15.16	16.34	15.34	15.64	15.74	14.50	13.96	14.03	13.49	13.18		
		Cumulative time (s)	162.25	147.38	132.22	115.88	100.54	84.90	69.16	54.66	40.70	26.67	13.18	3:10.79	
		Speed (m/s)	13.45	13.19	12.24	13.04	12.79	12.71	13.79	14.33	14.26	14.83	15.17	13.63	
		Stride length (m)	6.26	6.32	6.01	6.28	6.30	6.15	6.36	6.70	6.59	6.73	6.47	6.38	
		Stride duration (s)	0.465	0.480	0.491	0.482	0.492	0.484	0.461	0.468	0.462	0.454	0.426	0.468	
		Stride efficiency (%)	61.21	62.50	56.51	61.58	61.98	59.02	63.19	70.09	67.90	70.83	65.34	63.62	
		Stride count	31.96	31.62	33.26	31.86	31.76	32.54	31.45	29.86	30.34	29.71	30.93	407.47	

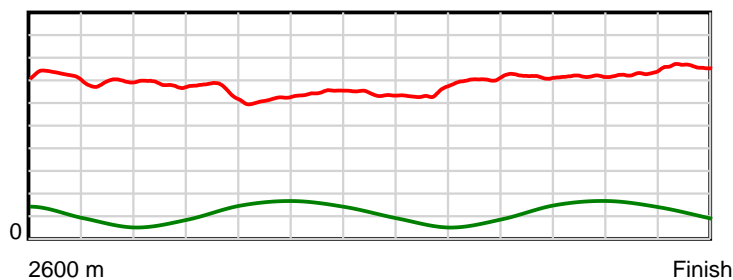
10 m Stride length



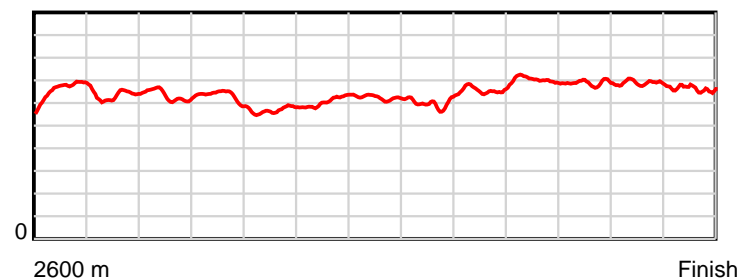
0.6 s Stride duration



20 m/sec Speed



100 % Stride efficiency



Note: Horizontal distance axis grid lines are 200m furlongs.

Disclaimer.

HRNZ and NZMTC and Thoroughbred Ratings Pty Ltd accepts no responsibility for the completeness or accuracy of any of the information contained herein, and makes no representations about its suitability for any particular purpose. Users should make their own judgements about those matters and/or seek independent advice. You assume all risks associated with use of the data provided on this page.



Race Results



December 06, 2024, Race 8, GARRARDS NEW ZEALAND PACING DERBY (MOBILE PACE), Distance 2600m, Addington - Survey 3200m

Result	TAB no.	Horse (Barrier)	2600 to	2400m to
3rd	6	Harrison John (6)	2400m	2200m
		Position in running (margin)	-	2(0.2)
		Sectional time (s)	12.82	14.38
		Cumulative time (s)	190.88	178.06
		Speed (m/s)	15.60	13.91
		Stride length (m)	6.61	6.21
		Stride duration (s)	0.416	0.446
		Stride efficiency (%)	68.34	60.23
		Stride count	30.24	32.22

Disclaimer.

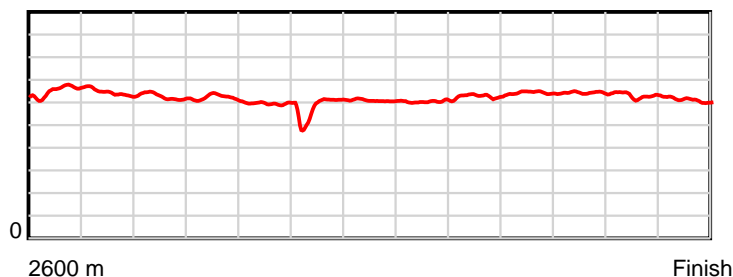
HRNZ and NZMTC and Thoroughbred Ratings Pty Ltd accepts no responsibility for the completeness or accuracy of any of the information contained herein, and makes no representations about its suitability for any particular purpose. Users should make their own judgements about those matters and/or seek independent advice. You assume all risks associated with use of the data provided on this page.

Race Results

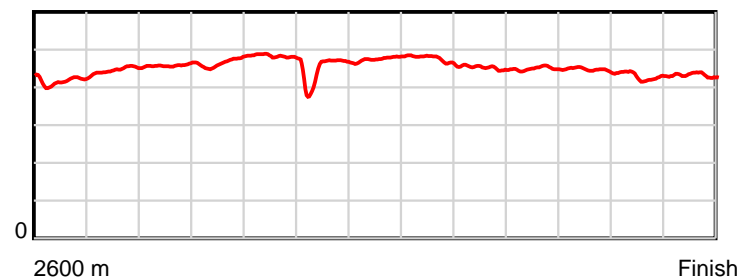
December 06, 2024, Race 8, GARRARDS NEW ZEALAND PACING DERBY (MOBILE PACE), Distance 2600m, Addington - Survey 3200m

Result	TAB no.	Horse (Barrier)	2200m to	2000m to	1800m to	1600m to	1400m to	1200m to	1000m to	800m to	600m to	400m to	200m to	Total or	Margin
3rd	6	Harrison John (6)	2000m	1800m	1600m	1400m	1200m	1000m	800m	600m	400m	200m	WP	Average	
		Position in running (margin)	1(0.0)	1(0.0)	1(0.0)	1(0.0)	1(0.0)	1(0.0)	1(0.0)	1(0.0)	1(0.0)	1(0.0)	1(0.0)		1.30
		Sectional time (s)	15.34	15.12	16.27	15.37	15.63	15.68	14.70	13.93	14.09	13.45	14.10		
		Cumulative time (s)	163.68	148.34	133.22	116.95	101.58	85.95	70.27	55.57	41.64	27.55	14.10	3:10.88	
		Speed (m/s)	13.04	13.23	12.29	13.01	12.80	12.76	13.61	14.36	14.19	14.87	14.18	13.62	
		Stride length (m)	5.98	6.17	5.93	5.79	6.10	6.05	6.15	6.45	6.34	6.37	6.12	6.17	
		Stride duration (s)	0.459	0.467	0.482	0.445	0.477	0.474	0.452	0.449	0.446	0.428	0.432	0.453	
		Stride efficiency (%)	55.96	59.57	54.93	52.40	58.10	57.14	59.15	65.04	62.74	63.40	58.60	59.45	
		Stride count	33.42	32.39	33.73	34.54	32.80	33.07	32.51	31.00	31.56	31.40	32.66	421.54	

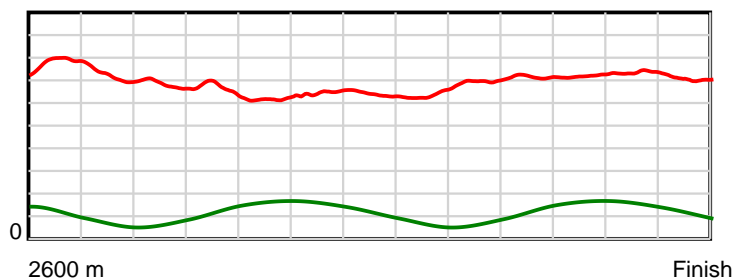
10 m Stride length



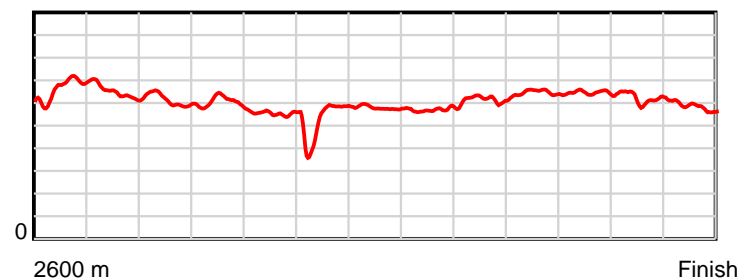
0.6 s Stride duration



20 m/sec Speed



100 % Stride efficiency



Note: Horizontal distance axis grid lines are 200m furlongs.

Disclaimer.

HRNZ and NZMTC and Thoroughbred Ratings Pty Ltd accepts no responsibility for the completeness or accuracy of any of the information contained herein, and makes no representations about its suitability for any particular purpose. Users should make their own judgements about those matters and/or seek independent advice. You assume all risks associated with use of the data provided on this page.



Race Results



December 06, 2024, Race 8, GARRARDS NEW ZEALAND PACING DERBY (MOBILE PACE), Distance 2600m, Addington - Survey 3200m

Result	TAB no.	Horse (Barrier)	2600 to	2400m to
4th	1	Next Level (1)	2400m	2200m
		Position in running (margin)	-	3(0.8)
		Sectional time (s)	12.90	14.32
		Cumulative time (s)	191.53	178.63
		Speed (m/s)	15.50	13.97
		Stride length (m)	6.73	6.81
		Stride duration (s)	0.428	0.487
		Stride efficiency (%)	70.78	72.42
		Stride count	29.72	29.38

Disclaimer.

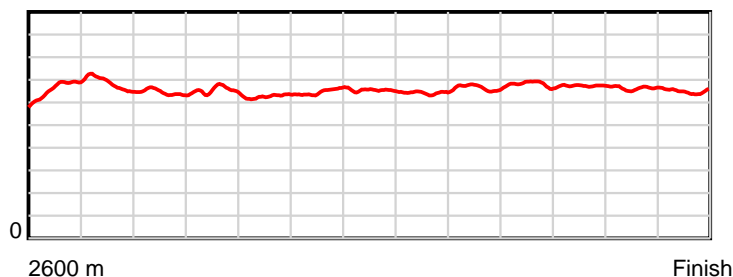
HRNZ and NZMTC and Thoroughbred Ratings Pty Ltd accepts no responsibility for the completeness or accuracy of any of the information contained herein, and makes no representations about its suitability for any particular purpose. Users should make their own judgements about those matters and/or seek independent advice. You assume all risks associated with use of the data provided on this page.

Race Results

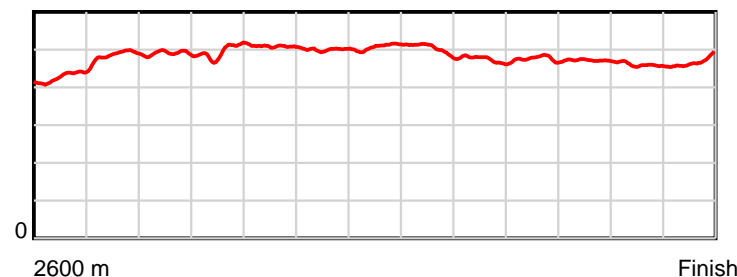
December 06, 2024, Race 8, GARRARDS NEW ZEALAND PACING DERBY (MOBILE PACE), Distance 2600m, Addington - Survey 3200m

Result	TAB no.	Horse (Barrier)	2200m to	2000m to	1800m to	1600m to	1400m to	1200m to	1000m to	800m to	600m to	400m to	200m to	Total or	Margin
4th	1	Next Level (1)	2000m	1800m	1600m	1400m	1200m	1000m	800m	600m	400m	200m	WP	Average	
		Position in running (margin)	2(0.3)	2(0.3)	2(1.5)	2(1.9)	2(2.3)	2(2.2)	3(2.8)	3(1.5)	4(2.2)	4(1.7)	2(2.2)		4.80
		Sectional time (s)	15.35	15.32	16.33	15.44	15.62	15.79	14.47	14.04	14.00	13.54	14.41		
		Cumulative time (s)	164.31	148.96	133.64	117.31	101.87	86.25	70.46	55.99	41.95	27.95	14.41	3:11.53	
		Speed (m/s)	13.03	13.05	12.25	12.95	12.80	12.67	13.82	14.25	14.29	14.77	13.88	13.57	
		Stride length (m)	6.38	6.48	6.23	6.48	6.49	6.36	6.54	6.77	6.74	6.79	6.51	6.56	
		Stride duration (s)	0.490	0.496	0.509	0.500	0.507	0.502	0.474	0.475	0.472	0.460	0.469	0.483	
		Stride efficiency (%)	63.70	65.60	60.63	65.60	65.78	63.26	66.93	71.68	70.90	72.07	66.27	67.21	
		Stride count	31.32	30.87	32.11	30.87	30.82	31.43	30.56	29.53	29.69	29.45	30.71	396.46	

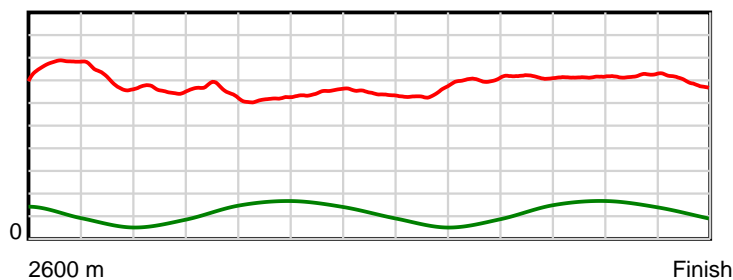
10 m Stride length



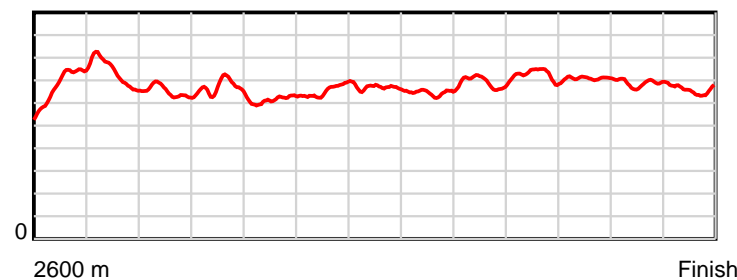
0.6 s Stride duration



20 m/sec Speed



100 % Stride efficiency



Note: Horizontal distance axis grid lines are 200m furlongs.

Disclaimer.

HRNZ and NZMTC and Thoroughbred Ratings Pty Ltd accepts no responsibility for the completeness or accuracy of any of the information contained herein, and makes no representations about its suitability for any particular purpose. Users should make their own judgements about those matters and/or seek independent advice. You assume all risks associated with use of the data provided on this page.



Race Results



December 06, 2024, Race 8, GARRARDS NEW ZEALAND PACING DERBY (MOBILE PACE), Distance 2600m, Addington - Survey 3200m

Result	TAB no.	Horse (Barrier)	2600 to	2400m to
5th	7	Jeremiah (7)	2400m	2200m
		Position in running (margin)	-	4(1.3)
		Sectional time (s)	12.87	14.86
		Cumulative time (s)	191.76	178.89
		Speed (m/s)	15.54	13.46
		Stride length (m)	9.61	7.68
		Stride duration (s)	0.619	0.570
		Stride efficiency (%)	144.45	92.05
		Stride count	20.80	26.06

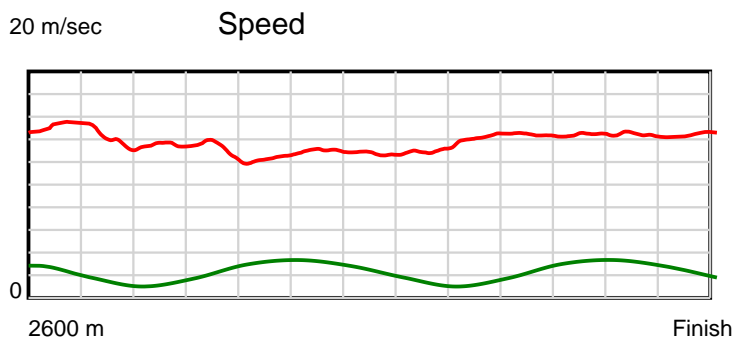
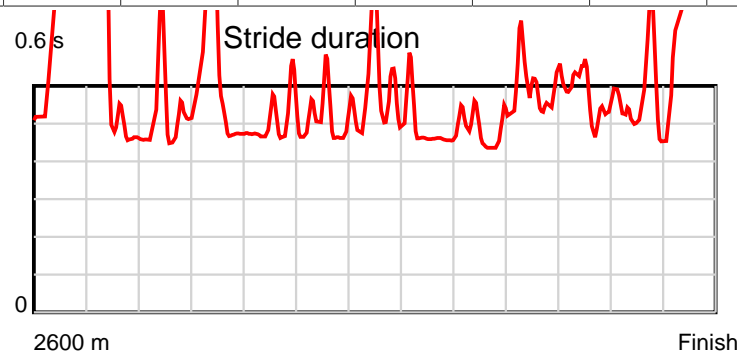
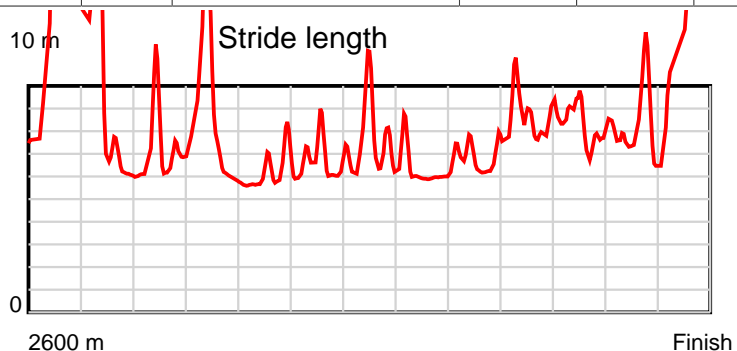
Disclaimer.

HRNZ and NZMTC and Thoroughbred Ratings Pty Ltd accepts no responsibility for the completeness or accuracy of any of the information contained herein, and makes no representations about its suitability for any particular purpose. Users should make their own judgements about those matters and/or seek independent advice. You assume all risks associated with use of the data provided on this page.

Race Results

December 06, 2024, Race 8, GARRARDS NEW ZEALAND PACING DERBY (MOBILE PACE), Distance 2600m, Addington - Survey 3200m

Result	TAB no.	Horse (Barrier)	2200m to	2000m to	1800m to	1600m to	1400m to	1200m to	1000m to	800m to	600m to	400m to	200m to	Total or	Margin
5th	7	Jeremiah (7)	2000m	1800m	1600m	1400m	1200m	1000m	800m	600m	400m	200m	WP	Average	
		Position in running (margin)	5(4.0)	5(3.6)	5(3.8)	5(5.3)	5(5.5)	5(5.4)	7(5.0)	8(4.0)	8(3.9)	8(4.0)	10(6.8)		6.10
		Sectional time (s)	15.27	15.16	16.52	15.40	15.62	15.61	14.53	13.92	14.10	13.93	13.97		
		Cumulative time (s)	164.03	148.76	133.60	117.08	101.68	86.06	70.45	55.92	42.00	27.90	13.97	3:11.76	
		Speed (m/s)	13.10	13.19	12.11	12.99	12.80	12.81	13.76	14.37	14.18	14.36	14.32	13.56	
		Stride length (m)	6.81	7.65	6.01	6.33	7.10	6.04	6.33	7.19	7.16	8.10	13.86	7.32	
		Stride duration (s)	0.520	0.580	0.496	0.487	0.555	0.472	0.460	0.500	0.504	0.564	0.968	0.540	
		Stride efficiency (%)	72.51	91.44	56.41	62.59	78.84	57.09	62.62	80.73	80.05	102.49	300.34	83.82	
		Stride count	29.36	26.14	33.29	31.60	28.16	33.09	31.60	27.83	27.94	24.70	14.43	355.00	



Note: Horizontal distance axis grid lines are 200m furlongs.

Disclaimer.

HRNZ and NZMTC and Thoroughbred Ratings Pty Ltd accepts no responsibility for the completeness or accuracy of any of the information contained herein, and makes no representations about its suitability for any particular purpose. Users should make their own judgements about those matters and/or seek independent advice. You assume all risks associated with use of the data provided on this page.



Race Results



December 06, 2024, Race 8, GARRARDS NEW ZEALAND PACING DERBY (MOBILE PACE), Distance 2600m, Addington - Survey 3200m

Result	TAB no.	Horse (Barrier)	2600 to	2400m to
6th	4	Better Knuckle... (4)	2400m	2200m
		Position in running (margin)	-	5(2.1)
		Sectional time (s)	13.18	15.14
		Cumulative time (s)	191.81	178.63
		Speed (m/s)	15.18	13.21
		Stride length (m)	6.66	6.31
		Stride duration (s)	0.431	0.478
		Stride efficiency (%)	69.33	62.32
		Stride count	30.03	31.67

Disclaimer.

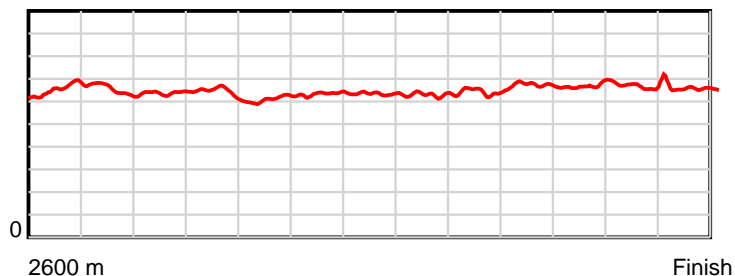
HRNZ and NZMTC and Thoroughbred Ratings Pty Ltd accepts no responsibility for the completeness or accuracy of any of the information contained herein, and makes no representations about its suitability for any particular purpose. Users should make their own judgements about those matters and/or seek independent advice. You assume all risks associated with use of the data provided on this page.

Race Results

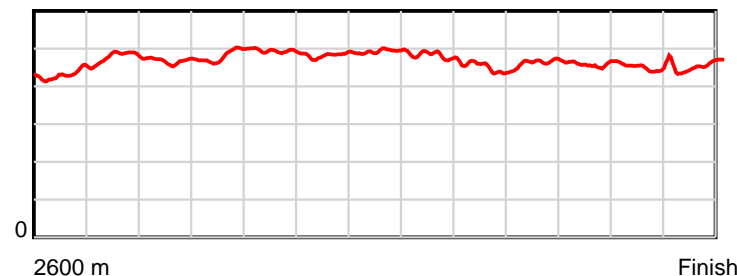
December 06, 2024, Race 8, GARRARDS NEW ZEALAND PACING DERBY (MOBILE PACE), Distance 2600m, Addington - Survey 3200m

Result	TAB no.	Horse (Barrier)	2200m to	2000m to	1800m to	1600m to	1400m to	1200m to	1000m to	800m to	600m to	400m to	200m to	Total or	Margin
6th	4	Better Knuckle... (4)	2000m	1800m	1600m	1400m	1200m	1000m	800m	600m	400m	200m	WP	Average	
		Position in running (margin)	6(6.4)	7(5.6)	7(5.8)	7(7.3)	7(7.1)	7(7.2)	10(7.0)	10(5.6)	11(5.3)	11(5.5)	9(6.7)		6.40
		Sectional time (s)	15.21	15.14	16.54	15.33	15.66	15.64	14.47	13.87	14.13	13.65	13.85		
		Cumulative time (s)	163.49	148.28	133.14	116.60	101.27	85.61	69.97	55.50	41.63	27.50	13.85	3:11.81	
		Speed (m/s)	13.15	13.21	12.09	13.05	12.77	12.79	13.82	14.42	14.15	14.65	14.44	13.56	
		Stride length (m)	6.16	6.37	5.97	6.29	6.30	6.13	6.20	6.71	6.49	6.55	6.57	6.36	
		Stride duration (s)	0.468	0.482	0.494	0.482	0.493	0.479	0.449	0.466	0.458	0.447	0.455	0.469	
		Stride efficiency (%)	59.28	63.43	55.69	61.89	62.08	58.71	60.12	70.45	65.80	67.04	67.40	63.14	
		Stride count	32.47	31.39	33.50	31.78	31.73	32.63	32.24	29.79	30.82	30.54	30.45	409.04	

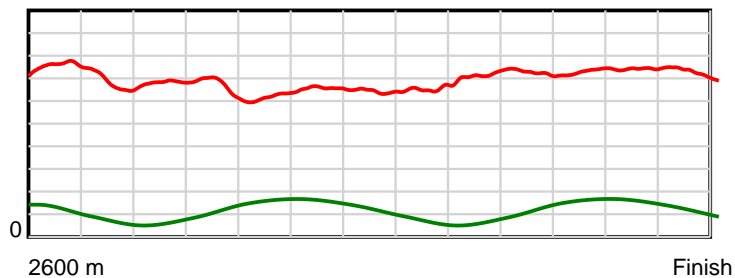
10 m Stride length



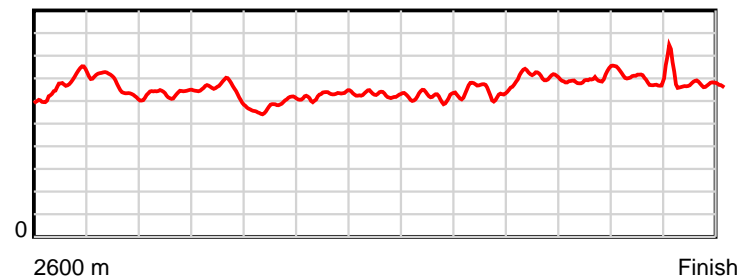
0.6 s Stride duration



20 m/sec Speed



100 % Stride efficiency



Note: Horizontal distance axis grid lines are 200m furlongs.

Disclaimer.

HRNZ and NZMTC and Thoroughbred Ratings Pty Ltd accepts no responsibility for the completeness or accuracy of any of the information contained herein, and makes no representations about its suitability for any particular purpose. Users should make their own judgements about those matters and/or seek independent advice. You assume all risks associated with use of the data provided on this page.



Race Results



December 06, 2024, Race 8, GARRARDS NEW ZEALAND PACING DERBY (MOBILE PACE), Distance 2600m, Addington - Survey 3200m

Result	TAB no.	Horse (Barrier)	2600 to	2400m to
7th	5	Hadron Collide... (5)	2400m	2200m
		Position in running (margin)	-	1(0.0)
		Sectional time (s)	12.68	14.73
		Cumulative time (s)	191.97	179.29
		Speed (m/s)	15.77	13.58
		Stride length (m)	6.39	5.86
		Stride duration (s)	0.403	0.432
		Stride efficiency (%)	63.75	53.61
		Stride count	31.31	34.14

Disclaimer.

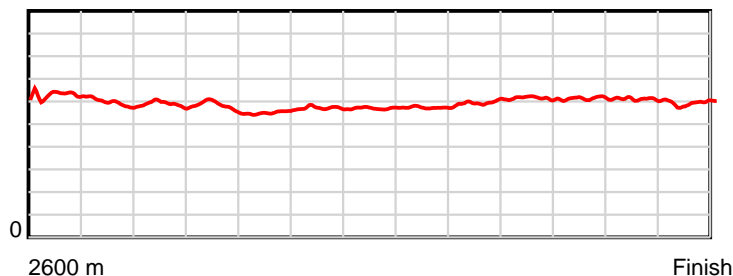
HRNZ and NZMTC and Thoroughbred Ratings Pty Ltd accepts no responsibility for the completeness or accuracy of any of the information contained herein, and makes no representations about its suitability for any particular purpose. Users should make their own judgements about those matters and/or seek independent advice. You assume all risks associated with use of the data provided on this page.

Race Results

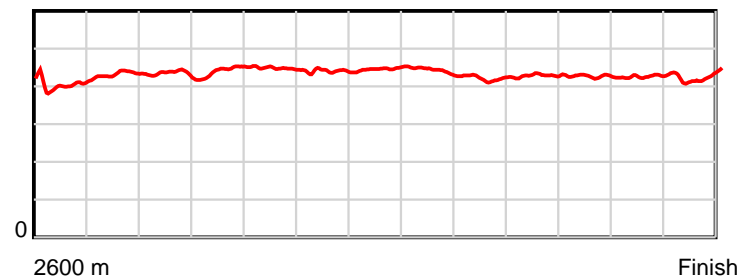
December 06, 2024, Race 8, GARRARDS NEW ZEALAND PACING DERBY (MOBILE PACE), Distance 2600m, Addington - Survey 3200m

Result	TAB no.	Horse (Barrier)	2200m to	2000m to	1800m to	1600m to	1400m to	1200m to	1000m to	800m to	600m to	400m to	200m to	Total or	Margin
7th	5	Hadron Collide... (5)	2000m	1800m	1600m	1400m	1200m	1000m	800m	600m	400m	200m	WP	Average	
		Position in running (margin)	4(2.0)	3(1.2)	3(1.8)	3(2.9)	3(3.2)	3(3.1)	4(3.1)	5(2.5)	5(2.3)	5(2.4)	7(5.4)		7.20
		Sectional time (s)	15.21	15.23	16.45	15.41	15.62	15.69	14.59	13.90	14.11	13.94	14.41		
		Cumulative time (s)	164.56	149.35	134.12	117.67	102.26	86.64	70.95	56.36	42.46	28.35	14.41	3:11.97	
		Speed (m/s)	13.15	13.13	12.16	12.98	12.80	12.75	13.71	14.39	14.17	14.35	13.88	13.54	
		Stride length (m)	5.70	5.80	5.45	5.71	5.72	5.63	5.78	6.17	6.05	6.13	5.90	5.86	
		Stride duration (s)	0.434	0.441	0.448	0.440	0.447	0.442	0.422	0.429	0.427	0.427	0.425	0.433	
		Stride efficiency (%)	50.86	52.54	46.39	51.00	51.05	49.54	52.22	59.46	57.12	58.77	54.37	53.62	
		Stride count	35.06	34.49	36.71	35.01	34.99	35.52	34.60	32.42	33.08	32.61	33.91	443.85	

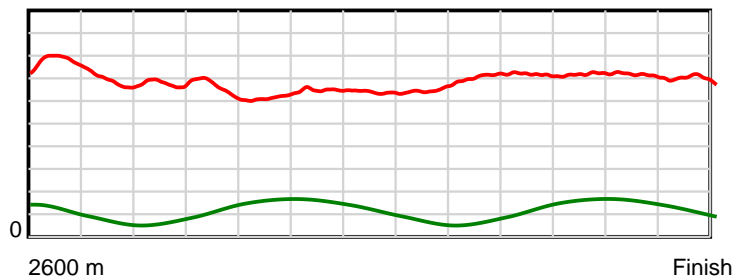
10 m Stride length



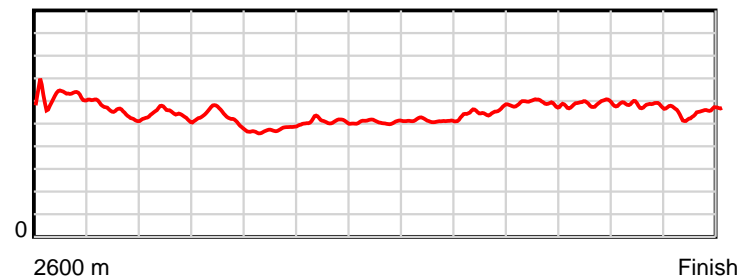
0.6 s Stride duration



20 m/sec Speed



100 % Stride efficiency



Note: Horizontal distance axis grid lines are 200m furlongs.

Disclaimer.

HRNZ and NZMTC and Thoroughbred Ratings Pty Ltd accepts no responsibility for the completeness or accuracy of any of the information contained herein, and makes no representations about its suitability for any particular purpose. Users should make their own judgements about those matters and/or seek independent advice. You assume all risks associated with use of the data provided on this page.



Race Results



December 06, 2024, Race 8, GARRARDS NEW ZEALAND PACING DERBY (MOBILE PACE), Distance 2600m, Addington - Survey 3200m

Result	TAB no.	Horse (Barrier)	2600 to	2400m to
8th	16	Dreams Are Fre... (14)	2400m	2200m
		Position in running (margin)	-	13(9.1)
		Sectional time (s)	14.09	15.91
		Cumulative time (s)	192.28	178.19
		Speed (m/s)	14.20	12.57
		Stride length (m)	6.92	6.20
		Stride duration (s)	0.474	0.493
		Stride efficiency (%)	74.80	60.09
		Stride count	28.91	32.25

Disclaimer.

HRNZ and NZMTC and Thoroughbred Ratings Pty Ltd accepts no responsibility for the completeness or accuracy of any of the information contained herein, and makes no representations about its suitability for any particular purpose. Users should make their own judgements about those matters and/or seek independent advice. You assume all risks associated with use of the data provided on this page.

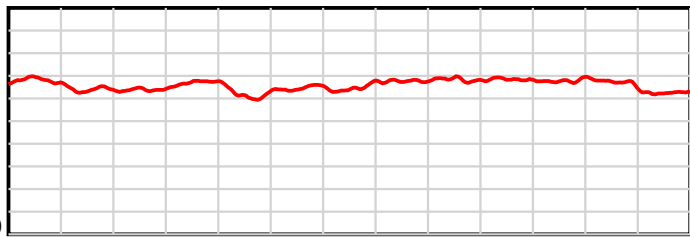
Race Results

December 06, 2024, Race 8, GARRARDS NEW ZEALAND PACING DERBY (MOBILE PACE), Distance 2600m, Addington - Survey 3200m

Result	TAB no.	Horse (Barrier)	2200m to	2000m to	1800m to	1600m to	1400m to	1200m to	1000m to	800m to	600m to	400m to	200m to	Total or	Margin
8th	16	Dreams Are Fre... (14)	2000m	1800m	1600m	1400m	1200m	1000m	800m	600m	400m	200m	WP	Average	
		Position in running (margin)	12(18.1)	13(20.9)	13(15.7)	13(17.8)	13(17.7)	13(12.8)	9(6.2)	7(3.8)	6(3.3)	7(3.5)	8(6.3)		8.90
		Sectional time (s)	15.81	14.25	16.63	15.36	14.81	14.58	14.29	13.85	14.13	13.91	14.66		
		Cumulative time (s)	162.28	146.47	132.22	115.59	100.23	85.42	70.84	56.55	42.70	28.57	14.66	3:12.28	
		Speed (m/s)	12.65	14.04	12.03	13.02	13.50	13.72	14.00	14.44	14.15	14.38	13.64	13.52	
		Stride length (m)	6.20	6.74	6.06	6.39	6.53	6.54	6.53	6.82	6.60	6.47	6.19	6.46	
		Stride duration (s)	0.490	0.480	0.504	0.491	0.483	0.477	0.467	0.472	0.466	0.450	0.454	0.478	
		Stride efficiency (%)	59.99	70.98	57.43	63.74	66.56	66.77	66.68	72.61	67.98	65.38	59.86	65.31	
		Stride count	32.28	29.67	32.99	31.32	30.64	30.60	30.62	29.34	30.32	30.92	32.31	402.17	

10 m

Stride length

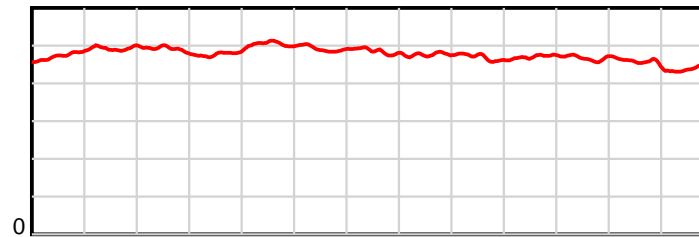


2600 m

Finish

0.6 s

Stride duration

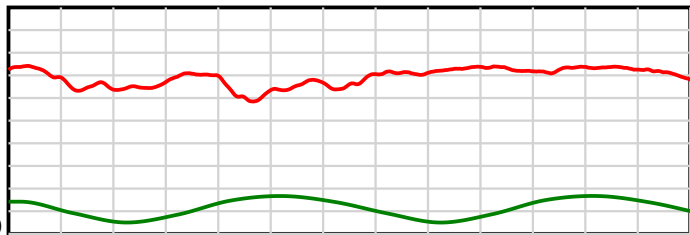


2600 m

Finish

20 m/sec

Speed

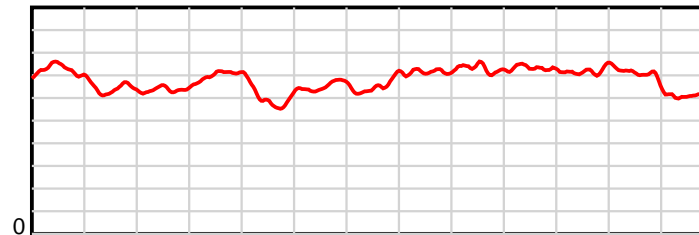


2600 m

Finish

100 %

Stride efficiency



2600 m

Finish

Note: Horizontal distance axis grid lines are 200m furlongs.

Disclaimer.

HRNZ and NZMTC and Thoroughbred Ratings Pty Ltd accepts no responsibility for the completeness or accuracy of any of the information contained herein, and makes no representations about its suitability for any particular purpose. Users should make their own judgements about those matters and/or seek independent advice. You assume all risks associated with use of the data provided on this page.



Race Results



December 06, 2024, Race 8, GARRARDS NEW ZEALAND PACING DERBY (MOBILE PACE), Distance 2600m, Addington - Survey 3200m

Result	TAB no.	Horse (Barrier)	2600 to	2400m to
9th	12	Bazooka (12)	2400m	2200m
		Position in running (margin)	-	10(8.2)
		Sectional time (s)	14.05	15.38
		Cumulative time (s)	192.43	178.38
		Speed (m/s)	14.24	13.00
		Stride length (m)	7.02	6.45
		Stride duration (s)	0.474	0.496
		Stride efficiency (%)	76.92	64.94
		Stride count	28.51	31.02

Disclaimer.

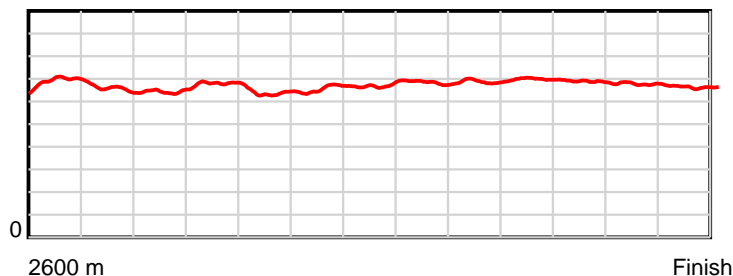
HRNZ and NZMTC and Thoroughbred Ratings Pty Ltd accepts no responsibility for the completeness or accuracy of any of the information contained herein, and makes no representations about its suitability for any particular purpose. Users should make their own judgements about those matters and/or seek independent advice. You assume all risks associated with use of the data provided on this page.

Race Results

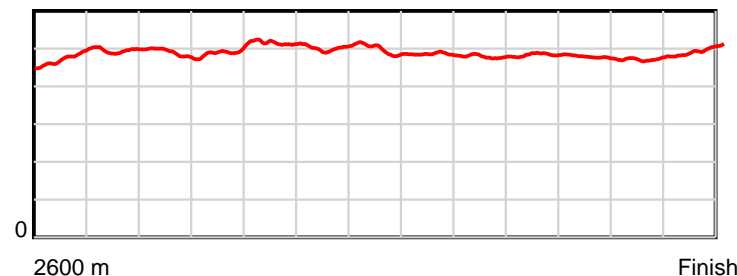
December 06, 2024, Race 8, GARRARDS NEW ZEALAND PACING DERBY (MOBILE PACE), Distance 2600m, Addington - Survey 3200m

Result	TAB no.	Horse (Barrier)	2200m to	2000m to	1800m to	1600m to	1400m to	1200m to	1000m to	800m to	600m to	400m to	200m to	Total or	Margin
9th	12	Bazooka (12)	2000m	1800m	1600m	1400m	1200m	1000m	800m	600m	400m	200m	WP	Average	
		Position in running (margin)	10(14.0)	10(15.6)	10(11.7)	11(13.9)	11(14.0)	9(8.5)	2(2.5)	2(0.8)	2(0.7)	2(0.7)	4(3.9)		9.70
		Sectional time (s)	15.61	14.47	16.65	15.38	14.73	14.68	14.41	13.92	14.09	13.98	15.08		
		Cumulative time (s)	163.00	147.39	132.92	116.27	100.89	86.16	71.48	57.07	43.15	29.06	15.08	3:12.43	
		Speed (m/s)	12.81	13.82	12.01	13.00	13.58	13.62	13.88	14.37	14.19	14.31	13.26	13.51	
		Stride length (m)	6.27	6.80	6.19	6.52	6.74	6.61	6.64	6.96	6.76	6.77	6.60	6.63	
		Stride duration (s)	0.489	0.492	0.515	0.501	0.496	0.485	0.478	0.485	0.476	0.473	0.498	0.491	
		Stride efficiency (%)	61.41	72.21	59.84	66.44	71.03	68.33	68.86	75.77	71.36	71.56	68.07	68.72	
		Stride count	31.90	29.42	32.32	30.67	29.67	30.25	30.13	28.72	29.60	29.55	30.30	392.06	

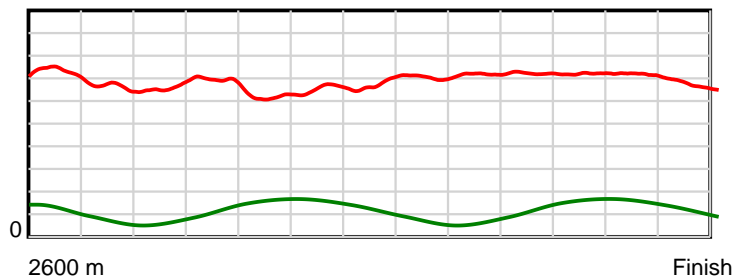
10 m Stride length



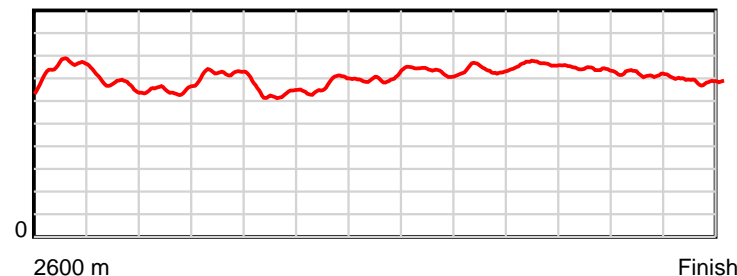
0.6 s Stride duration



20 m/sec Speed



100 % Stride efficiency



Note: Horizontal distance axis grid lines are 200m furlongs.

Disclaimer.

HRNZ and NZMTC and Thoroughbred Ratings Pty Ltd accepts no responsibility for the completeness or accuracy of any of the information contained herein, and makes no representations about its suitability for any particular purpose. Users should make their own judgements about those matters and/or seek independent advice. You assume all risks associated with use of the data provided on this page.



Race Results



December 06, 2024, Race 8, GARRARDS NEW ZEALAND PACING DERBY (MOBILE PACE), Distance 2600m, Addington - Survey 3200m

Result	TAB no.	Horse (Barrier)	2600 to	2400m to
10th	8	Chase A Dream (8)	2400m	2200m
		Position in running (margin)	-	11(8.4)
		Sectional time (s)	14.33	16.36
		Cumulative time (s)	192.47	178.14
		Speed (m/s)	13.96	12.22
		Stride length (m)	3256.91	14.72
		Stride duration (s)	226.396	1.204
		Stride efficiency (%)	16575844.0	338.45
		Stride count	0.06	13.59

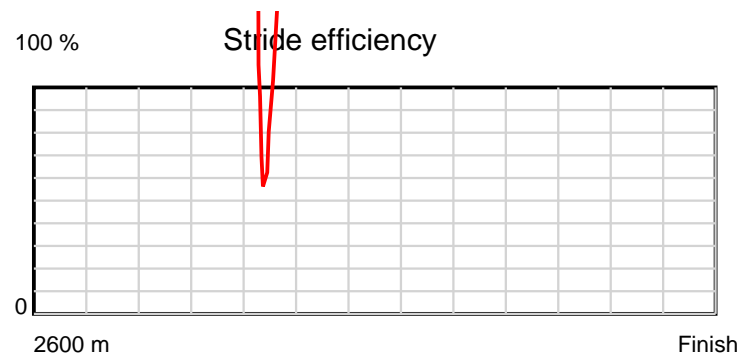
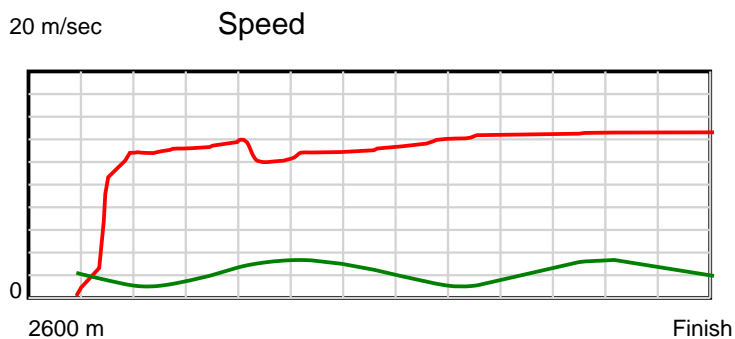
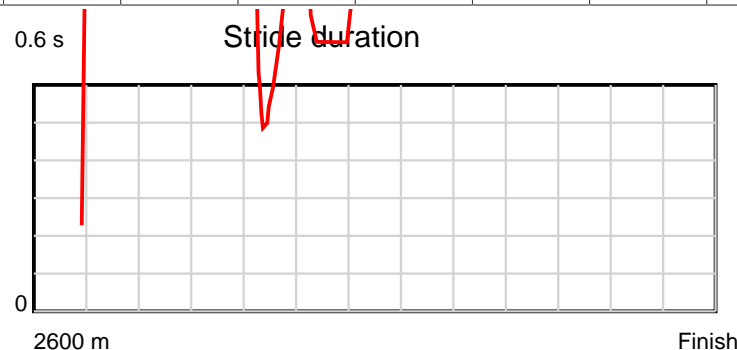
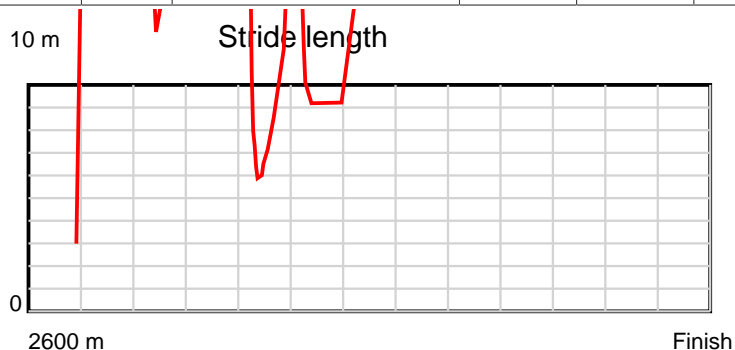
Disclaimer.

HRNZ and NZMTC and Thoroughbred Ratings Pty Ltd accepts no responsibility for the completeness or accuracy of any of the information contained herein, and makes no representations about its suitability for any particular purpose. Users should make their own judgements about those matters and/or seek independent advice. You assume all risks associated with use of the data provided on this page.

Race Results

December 06, 2024, Race 8, GARRARDS NEW ZEALAND PACING DERBY (MOBILE PACE), Distance 2600m, Addington - Survey 3200m

Result	TAB no.	Horse (Barrier)	2200m to	2000m to	1800m to	1600m to	1400m to	1200m to	1000m to	800m to	600m to	400m to	200m to	Total or	Margin
10th	8	Chase A Dream (8)	2000m	1800m	1600m	1400m	1200m	1000m	800m	600m	400m	200m	WP	Average	
		Position in running (margin)	13(20.2)	14(22.8)	14(17.7)	14(19.8)	14(18.7)	11(10.4)	5(4.2)	4(1.9)	3(1.7)	3(1.6)	5(4.7)		9.90
		Sectional time (s)	15.78	14.27	16.63	15.18	14.25	14.66	14.31	13.90	14.06	13.97	14.77		
		Cumulative time (s)	161.78	146.00	131.73	115.10	99.92	85.67	71.01	56.70	42.80	28.74	14.77	3:12.47	
		Speed (m/s)	12.67	14.02	12.03	13.18	14.04	13.64	13.98	14.39	14.22	14.32	13.54	13.51	
		Stride length (m)	12.83	16.54	9.66	14.94	23.98	29.82	6.89	5.81	13.93	109.28	118.52	15.13	
		Stride duration (s)	1.012	1.180	0.803	1.133	1.709	2.186	0.493	0.404	0.979	7.635	8.754	1.120	
		Stride efficiency (%)	257.16	427.25	145.81	348.61	898.96	1389.31	74.26	52.73	303.03	18660.17	21952.31	357.90	
		Stride count	15.59	12.10	20.70	13.39	8.34	6.71	29.01	34.43	14.36	1.83	1.69	171.80	



Note: Horizontal distance axis grid lines are 200m furlongs.

Disclaimer.

HRNZ and NZMTC and Thoroughbred Ratings Pty Ltd accepts no responsibility for the completeness or accuracy of any of the information contained herein, and makes no representations about its suitability for any particular purpose. Users should make their own judgements about those matters and/or seek independent advice. You assume all risks associated with use of the data provided on this page.



Race Results



December 06, 2024, Race 8, GARRARDS NEW ZEALAND PACING DERBY (MOBILE PACE), Distance 2600m, Addington - Survey 3200m

Result	TAB no.	Horse (Barrier)	2600 to	2400m to
11th	11	It's Tough (11)	2400m	2200m
		Position in running (margin)	-	8(5.1)
		Sectional time (s)	13.47	15.34
		Cumulative time (s)	193.88	180.41
		Speed (m/s)	14.85	13.04
		Stride length (m)	6.47	5.95
		Stride duration (s)	0.425	0.456
		Stride efficiency (%)	65.38	55.35
		Stride count	30.92	33.61

Disclaimer.

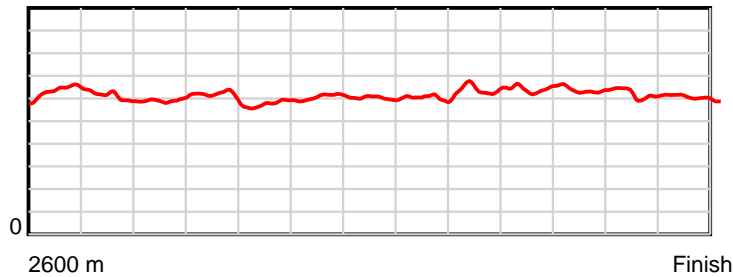
HRNZ and NZMTC and Thoroughbred Ratings Pty Ltd accepts no responsibility for the completeness or accuracy of any of the information contained herein, and makes no representations about its suitability for any particular purpose. Users should make their own judgements about those matters and/or seek independent advice. You assume all risks associated with use of the data provided on this page.

Race Results

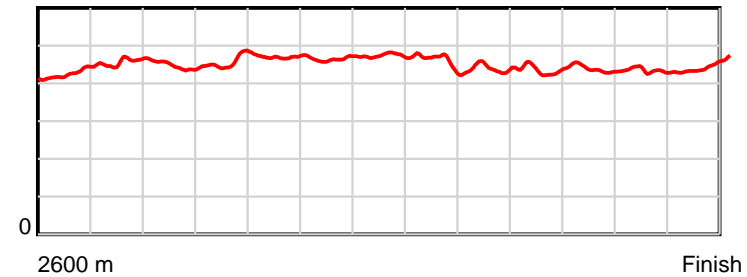
December 06, 2024, Race 8, GARRARDS NEW ZEALAND PACING DERBY (MOBILE PACE), Distance 2600m, Addington - Survey 3200m

Result	TAB no.	Horse (Barrier)	2200m to	2000m to	1800m to	1600m to	1400m to	1200m to	1000m to	800m to	600m to	400m to	200m to	Total or	Margin
11th	11	It's Tough (11)	2000m	1800m	1600m	1400m	1200m	1000m	800m	600m	400m	200m	WP	Average	
		Position in running (margin)	9(10.6)	9(11.7)	9(10.5)	10(11.8)	10(11.1)	12(11.2)	14(10.1)	14(8.0)	13(5.9)	13(6.8)	12(13.4)		17.50
		Sectional time (s)	15.51	14.93	16.49	15.26	15.64	15.50	14.35	13.57	14.25	14.54	15.03		
		Cumulative time (s)	165.07	149.56	134.63	118.14	102.88	87.24	71.74	57.39	43.82	29.57	15.03	3:13.88	
		Speed (m/s)	12.89	13.40	12.13	13.11	12.79	12.90	13.94	14.74	14.04	13.76	13.31	13.41	
		Stride length (m)	5.77	6.15	5.71	6.09	6.05	5.91	6.12	6.45	6.12	5.96	5.98	6.05	
		Stride duration (s)	0.447	0.459	0.470	0.465	0.473	0.458	0.439	0.438	0.436	0.433	0.450	0.451	
		Stride efficiency (%)	51.97	59.14	50.87	57.96	57.17	54.64	58.58	64.96	58.55	55.47	55.87	57.16	
		Stride count	34.68	32.51	35.05	32.84	33.07	33.82	32.67	31.02	32.67	33.57	33.45	429.88	

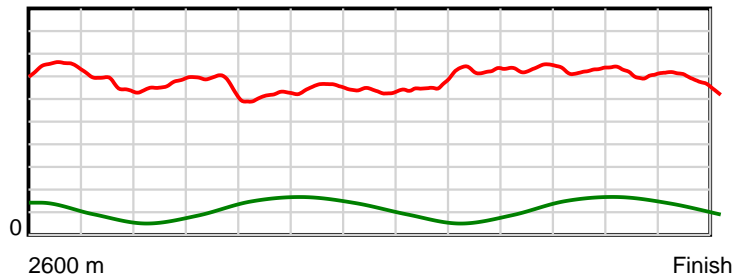
10 m Stride length



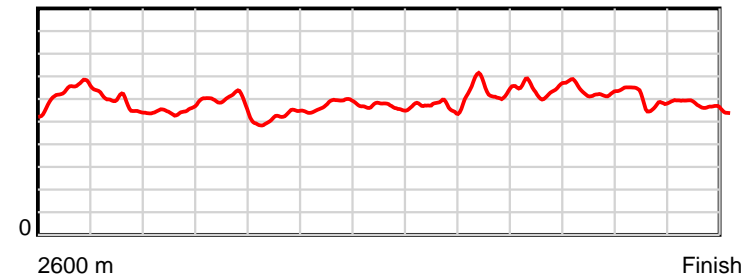
0.6 s Stride duration



20 m/sec Speed



100 % Stride efficiency



Note: Horizontal distance axis grid lines are 200m furlongs.

Disclaimer.

HRNZ and NZMTC and Thoroughbred Ratings Pty Ltd accepts no responsibility for the completeness or accuracy of any of the information contained herein, and makes no representations about its suitability for any particular purpose. Users should make their own judgements about those matters and/or seek independent advice. You assume all risks associated with use of the data provided on this page.



Race Results



December 06, 2024, Race 8, GARRARDS NEW ZEALAND PACING DERBY (MOBILE PACE), Distance 2600m, Addington - Survey 3200m

Result	TAB no.	Horse (Barrier)	2600 to	2400m to
12th	13	Built For Glor... (13)	2400m	2200m
		Position in running (margin)	-	12(8.6)
		Sectional time (s)	14.21	15.67
		Cumulative time (s)	193.94	179.73
		Speed (m/s)	14.08	12.76
		Stride length (m)	6.97	6.37
		Stride duration (s)	0.478	0.499
		Stride efficiency (%)	75.91	63.31
		Stride count	28.70	31.42

Disclaimer.

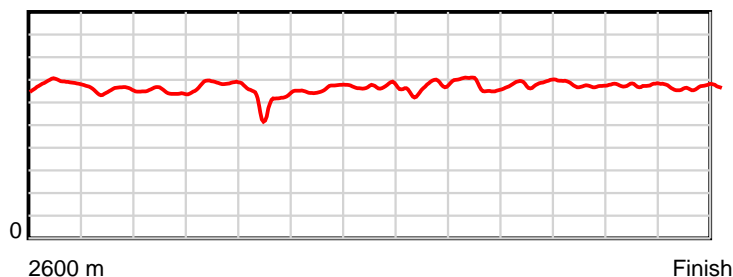
HRNZ and NZMTC and Thoroughbred Ratings Pty Ltd accepts no responsibility for the completeness or accuracy of any of the information contained herein, and makes no representations about its suitability for any particular purpose. Users should make their own judgements about those matters and/or seek independent advice. You assume all risks associated with use of the data provided on this page.

Race Results

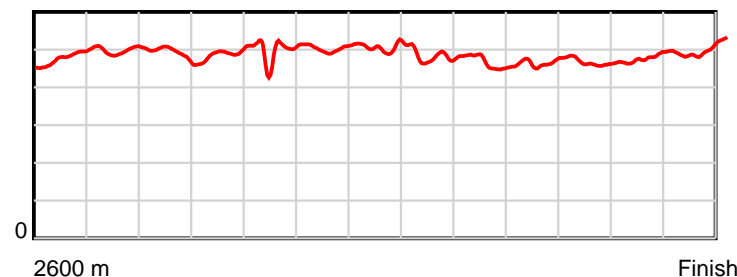
December 06, 2024, Race 8, GARRARDS NEW ZEALAND PACING DERBY (MOBILE PACE), Distance 2600m, Addington - Survey 3200m

Result	TAB no.	Horse (Barrier)	2200m to	2000m to	1800m to	1600m to	1400m to	1200m to	1000m to	800m to	600m to	400m to	200m to	Total or	Margin
12th	13	Built For Glor... (13)	2000m	1800m	1600m	1400m	1200m	1000m	800m	600m	400m	200m	WP	Average	
		Position in running (margin)	11(16.2)	11(18.2)	12(13.6)	12(15.7)	12(15.3)	14(12.9)	11(8.1)	11(6.0)	9(4.3)	10(5.4)	11(12.1)		17.80
		Sectional time (s)	15.68	14.36	16.62	15.31	15.22	14.89	14.34	13.65	14.27	14.57	15.15		
		Cumulative time (s)	164.06	148.38	134.02	117.40	102.09	86.87	71.98	57.64	43.99	29.72	15.15	3:13.94	
		Speed (m/s)	12.76	13.93	12.03	13.06	13.14	13.43	13.95	14.65	14.02	13.73	13.20	13.41	
		Stride length (m)	6.27	6.82	5.93	6.58	6.66	6.47	6.46	6.87	6.50	6.62	6.62	6.54	
		Stride duration (s)	0.491	0.489	0.493	0.504	0.507	0.481	0.464	0.469	0.464	0.482	0.502	0.488	
		Stride efficiency (%)	61.36	72.61	54.94	67.64	69.28	65.35	65.29	73.75	66.06	68.42	68.54	66.78	
		Stride count	31.92	29.34	33.73	30.40	30.04	30.93	30.94	29.11	30.76	30.22	30.20	397.71	

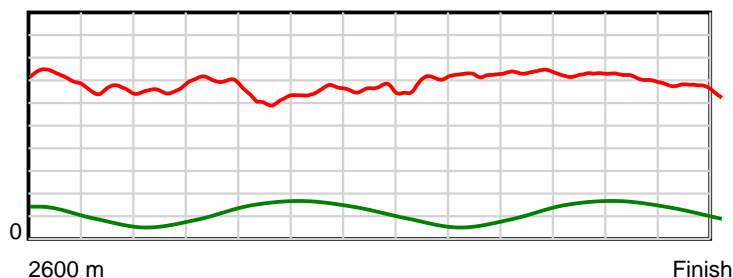
10 m Stride length



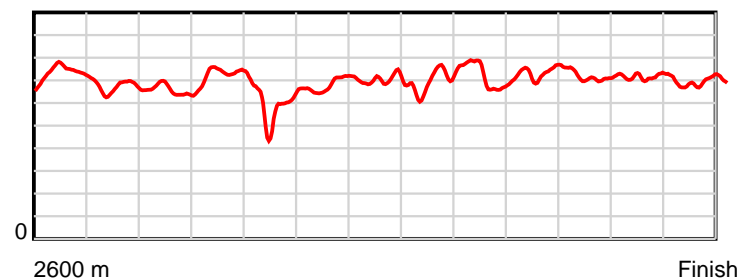
0.6 s Stride duration



20 m/sec Speed



100 % Stride efficiency



Note: Horizontal distance axis grid lines are 200m furlongs.

Disclaimer.

HRNZ and NZMTC and Thoroughbred Ratings Pty Ltd accepts no responsibility for the completeness or accuracy of any of the information contained herein, and makes no representations about its suitability for any particular purpose. Users should make their own judgements about those matters and/or seek independent advice. You assume all risks associated with use of the data provided on this page.



Race Results



December 06, 2024, Race 8, GARRARDS NEW ZEALAND PACING DERBY (MOBILE PACE), Distance 2600m, Addington - Survey 3200m

Result	TAB no.	Horse (Barrier)	2600 to	2400m to
13th	2	Renegade (2)	2400m	2200m
		Position in running (margin)	-	7(3.4)
		Sectional time (s)	13.38	15.26
		Cumulative time (s)	198.74	185.36
		Speed (m/s)	14.95	13.11
		Stride length (m)	7.15	6.57
		Stride duration (s)	0.470	0.501
		Stride efficiency (%)	79.79	67.36
		Stride count	27.99	30.46

Disclaimer.

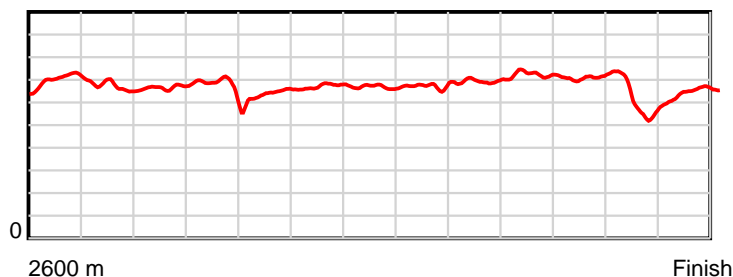
HRNZ and NZMTC and Thoroughbred Ratings Pty Ltd accepts no responsibility for the completeness or accuracy of any of the information contained herein, and makes no representations about its suitability for any particular purpose. Users should make their own judgements about those matters and/or seek independent advice. You assume all risks associated with use of the data provided on this page.

Race Results

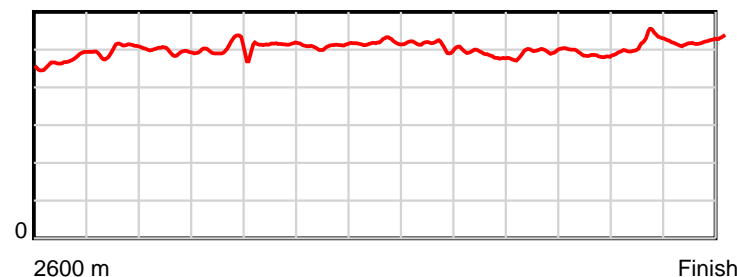
December 06, 2024, Race 8, GARRARDS NEW ZEALAND PACING DERBY (MOBILE PACE), Distance 2600m, Addington - Survey 3200m

Result	TAB no.	Horse (Barrier)	2200m to	2000m to	1800m to	1600m to	1400m to	1200m to	1000m to	800m to	600m to	400m to	200m to	Total or	Margin
13th	2	Renegade (2)	2000m	1800m	1600m	1400m	1200m	1000m	800m	600m	400m	200m	WP	Average	
		Position in running (margin)	8(8.5)	8(8.3)	8(8.0)	9(9.5)	9(9.2)	10(9.2)	13(8.7)	13(7.3)	14(6.9)	14(7.1)	14(35.5)		43.80
		Sectional time (s)	15.31	15.07	16.52	15.33	15.63	15.60	14.45	13.86	14.13	18.18	16.02		
		Cumulative time (s)	170.10	154.79	139.72	123.20	107.87	92.24	76.64	62.19	48.33	34.20	16.02	3:18.74	
		Speed (m/s)	13.06	13.27	12.11	13.05	12.80	12.82	13.84	14.43	14.15	11.00	12.48	13.08	
		Stride length (m)	6.48	6.62	6.23	6.65	6.64	6.55	6.70	7.18	6.90	5.74	6.52	6.59	
		Stride duration (s)	0.496	0.499	0.515	0.510	0.519	0.511	0.484	0.498	0.487	0.522	0.522	0.504	
		Stride efficiency (%)	65.67	68.45	60.74	69.08	68.95	67.08	70.05	80.61	74.35	51.50	66.48	67.87	
		Stride count	30.85	30.22	32.08	30.08	30.11	30.53	29.87	27.85	28.99	34.84	30.66	394.53	

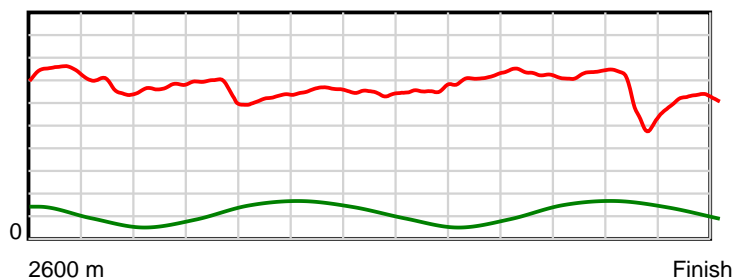
10 m Stride length



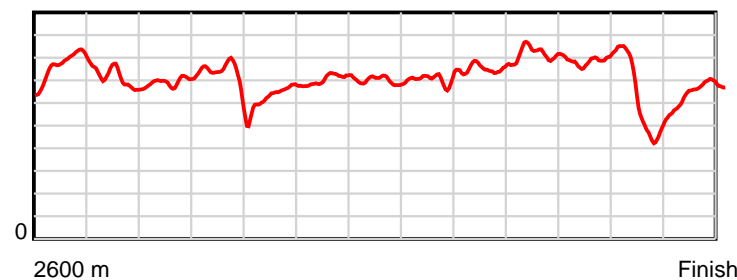
0.6 s Stride duration



20 m/sec Speed



100 % Stride efficiency



Note: Horizontal distance axis grid lines are 200m furlongs.

Disclaimer.

HRNZ and NZMTC and Thoroughbred Ratings Pty Ltd accepts no responsibility for the completeness or accuracy of any of the information contained herein, and makes no representations about its suitability for any particular purpose. Users should make their own judgements about those matters and/or seek independent advice. You assume all risks associated with use of the data provided on this page.



Race Results



December 06, 2024, Race 8, GARRARDS NEW ZEALAND PACING DERBY (MOBILE PACE), Distance 2600m, Addington - Survey 3200m

Result	TAB no.	Horse (Barrier)	2600 to	2400m to
14th	9	Hes From Heave... (9)	2400m	2200m
		Position in running (margin)	-	14(9.7)
		Sectional time (s)	14.37	16.38
		Cumulative time (s)	198.77	184.40
		Speed (m/s)	13.92	12.21
		Stride length (m)	6.71	5.89
		Stride duration (s)	0.471	0.482
		Stride efficiency (%)	70.30	54.12
		Stride count	29.82	33.98

Disclaimer.

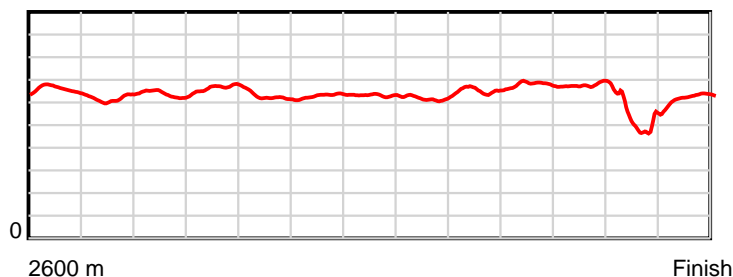
HRNZ and NZMTC and Thoroughbred Ratings Pty Ltd accepts no responsibility for the completeness or accuracy of any of the information contained herein, and makes no representations about its suitability for any particular purpose. Users should make their own judgements about those matters and/or seek independent advice. You assume all risks associated with use of the data provided on this page.

Race Results

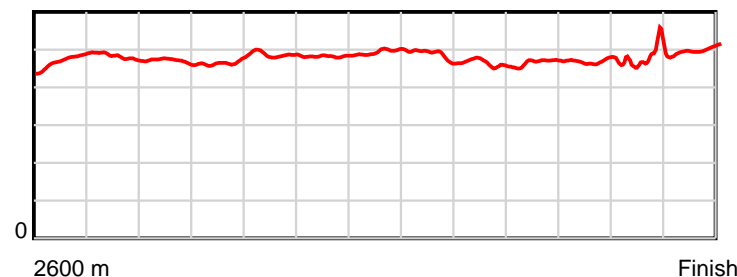
December 06, 2024, Race 8, GARRARDS NEW ZEALAND PACING DERBY (MOBILE PACE), Distance 2600m, Addington - Survey 3200m

Result	TAB no.	Horse (Barrier)	2200m to	2000m to	1800m to	1600m to	1400m to	1200m to	1000m to	800m to	600m to	400m to	200m to	Total or	Margin
14th	9	Hes From Heave... (9)	2000m	1800m	1600m	1400m	1200m	1000m	800m	600m	400m	200m	WP	Average	
		Position in running (margin)	14(21.5)	12(20.0)	11(13.3)	8(9.4)	8(7.5)	8(7.6)	12(8.4)	12(6.9)	12(5.7)	12(5.7)	13(35.2)		44.00
		Sectional time (s)	15.09	14.01	15.63	15.05	15.66	15.81	14.44	13.74	14.09	18.35	16.15		
		Cumulative time (s)	168.02	152.93	138.92	123.29	108.24	92.58	76.77	62.33	48.59	34.50	16.15	3:18.77	
		Speed (m/s)	13.25	14.28	12.80	13.29	12.77	12.65	13.85	14.56	14.19	10.90	12.38	13.08	
		Stride length (m)	6.23	6.66	6.23	6.41	6.31	6.15	6.42	6.80	6.67	5.19	6.20	6.27	
		Stride duration (s)	0.470	0.467	0.487	0.482	0.494	0.486	0.464	0.467	0.470	0.477	0.500	0.479	
		Stride efficiency (%)	60.75	69.35	60.63	64.24	62.31	59.01	64.40	72.24	69.45	42.16	60.02	61.41	
		Stride count	32.08	30.02	32.11	31.19	31.67	32.55	31.15	29.42	30.00	38.50	32.27	414.76	

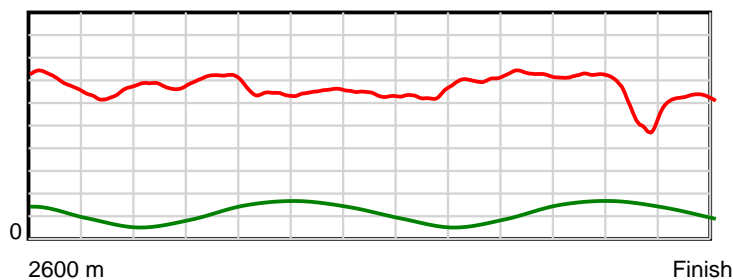
10 m Stride length



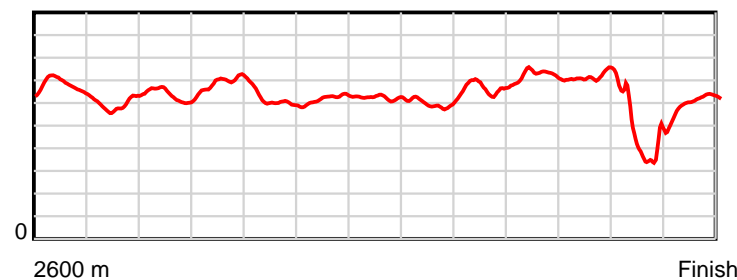
0.6 s Stride duration



20 m/sec Speed



100 % Stride efficiency



Note: Horizontal distance axis grid lines are 200m furlongs.

Disclaimer.

HRNZ and NZMTC and Thoroughbred Ratings Pty Ltd accepts no responsibility for the completeness or accuracy of any of the information contained herein, and makes no representations about its suitability for any particular purpose. Users should make their own judgements about those matters and/or seek independent advice. You assume all risks associated with use of the data provided on this page.