



## Race Results

NZ Metropolitan Trotting Club Inc, HRNZ, January 24, 2025

Compilation date: January 24, 2025, 5:29:54 PM (NZDT)

Copyright © 2025 HRNZ and NZMTC. All rights reserved.

### Trademarks.

StrideMASTER is a registered trademark of Thoroughbred Ratings Pty Ltd.

### Disclaimer.

HRNZ and NZMTC and Thoroughbred Ratings Pty Ltd accepts no responsibility for the completeness or accuracy of any of the information contained herein, and makes no representations about its suitability for any particular purpose. Users should make their own judgements about those matters and/or seek independent advice. You assume all risks associated with use of the data provided on this page.



# Race Results



January 24, 2025, Race 3, RENWICK FARMS YEARLINGS SELLING CHCH 18TH FEB HANDICAP TROT, Distance 2600m, Addington - Survey 3200m

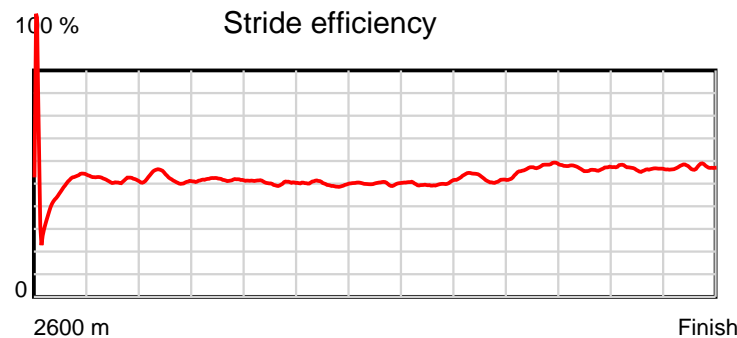
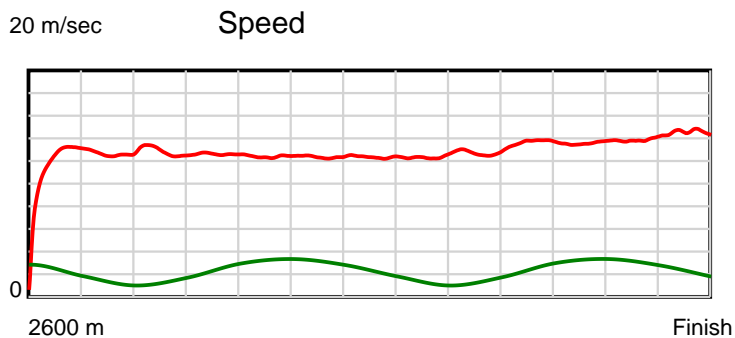
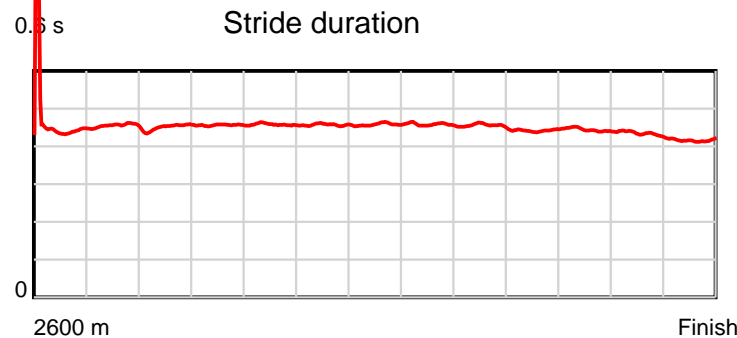
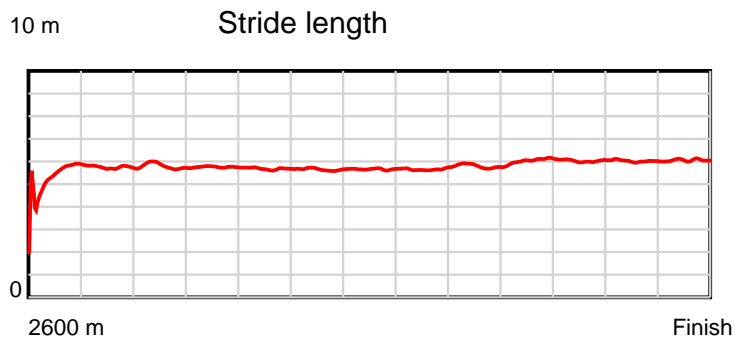
Result	TAB no.	Horse (Barrier)	2600 to	2400m to
1st	4	<b>Nellie Doyle (6)</b>	<b>2400m</b>	<b>2200m</b>
		Position in running (margin)	-	2(0.8)
		Sectional time (s)	17.17	15.97
		Cumulative time (s)	203.34	186.17
		Speed (m/s)	11.65	12.52
		Stride length (m)	5.31	5.70
		Stride duration (s)	0.454	0.455
		Stride efficiency (%)	44.08	50.70
		Stride count	37.66	35.11

#### Disclaimer.

HRNZ and NZMTC and Thoroughbred Ratings Pty Ltd accepts no responsibility for the completeness or accuracy of any of the information contained herein, and makes no representations about its suitability for any particular purpose. Users should make their own judgements about those matters and/or seek independent advice. You assume all risks associated with use of the data provided on this page.

January 24, 2025, Race 3, RENWICK FARMS YEARLINGS SELLING CHCH 18TH FEB HANDICAP TROT, Distance 2600m, Addington - Survey 3200m

Result	TAB no.	Horse (Barrier)	2200m to	2000m to	1800m to	1600m to	1400m to	1200m to	1000m to	800m to	600m to	400m to	200m to	Total or	Margin
1st	4	<b>Nellie Doyle (6)</b>	<b>2000m</b>	<b>1800m</b>	<b>1600m</b>	<b>1400m</b>	<b>1200m</b>	<b>1000m</b>	<b>800m</b>	<b>600m</b>	<b>400m</b>	<b>200m</b>	<b>WP</b>	<b>Average</b>	
		Position in running (margin)	2(1.2)	1(0.0)	1(0.0)	1(0.0)	1(0.0)	1(0.0)	1(0.0)	1(0.0)	1(0.0)	1(0.0)	1(0.0)		0.00
		Sectional time (s)	15.97	15.91	16.23	15.96	16.23	16.20	15.94	14.61	14.90	14.31	13.94		
		Cumulative time (s)	170.20	154.23	138.32	122.09	106.13	89.90	73.70	57.76	43.15	28.25	13.94	3:23.34	
		Speed (m/s)	12.52	12.57	12.32	12.53	12.32	12.35	12.55	13.69	13.42	13.98	14.35	12.79	
		Stride length (m)	5.65	5.74	5.64	5.73	5.64	5.66	5.71	6.05	5.96	6.06	5.98	5.75	
		Stride duration (s)	0.451	0.456	0.458	0.457	0.458	0.458	0.455	0.442	0.444	0.433	0.417	0.450	
		Stride efficiency (%)	49.86	51.43	49.73	51.30	49.72	50.04	50.91	57.23	55.43	57.31	55.87	51.63	
		Stride count	35.41	34.86	35.45	34.91	35.46	35.34	35.04	33.05	33.58	33.03	33.45	452.35	



Note: Horizontal distance axis grid lines are 200m furlongs.

**Disclaimer.**

HRNZ and NZMTC and Thoroughbred Ratings Pty Ltd accepts no responsibility for the completeness or accuracy of any of the information contained herein, and makes no representations about its suitability for any particular purpose. Users should make their own judgements about those matters and/or seek independent advice. You assume all risks associated with use of the data provided on this page.



# Race Results



January 24, 2025, Race 3, RENWICK FARMS YEARLINGS SELLING CHCH 18TH FEB HANDICAP TROT, Distance 2600m, Addington - Survey 3200m

Result	TAB no.	Horse (Barrier)	2600 to	2400m to
2nd	5	<b>Regal Sierra (0)</b>	<b>2400m</b>	<b>2200m</b>
		Position in running (margin)	-	1(0.0)
		Sectional time (s)	17.16	15.90
		Cumulative time (s)	203.40	186.24
		Speed (m/s)	11.66	12.58
		Stride length (m)	5.31	6.03
		Stride duration (s)	0.448	0.480
		Stride efficiency (%)	44.10	56.91
		Stride count	37.65	33.14

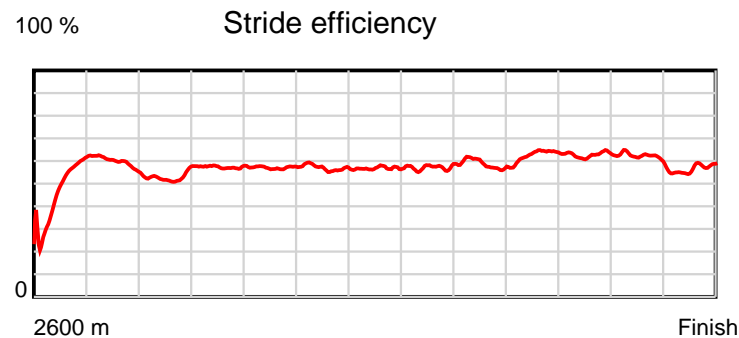
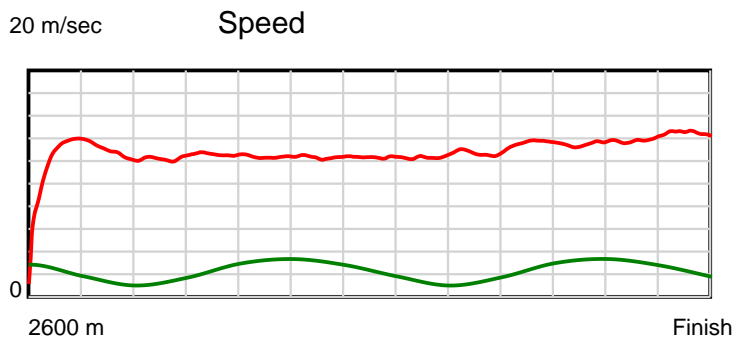
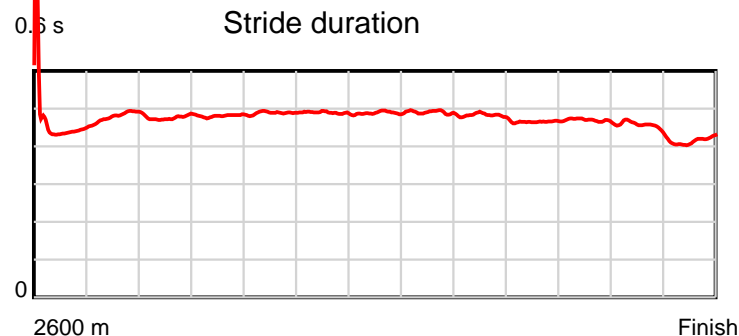
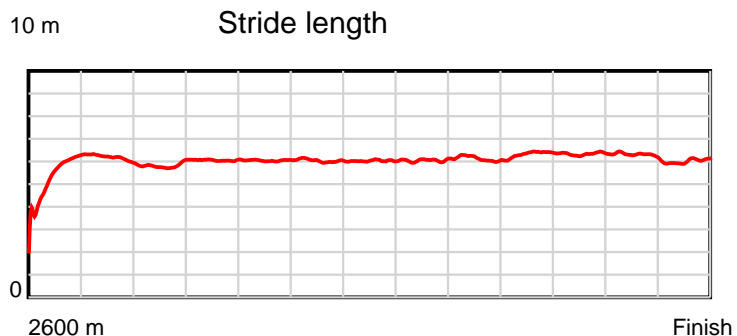
#### Disclaimer.

HRNZ and NZMTC and Thoroughbred Ratings Pty Ltd accepts no responsibility for the completeness or accuracy of any of the information contained herein, and makes no representations about its suitability for any particular purpose. Users should make their own judgements about those matters and/or seek independent advice. You assume all risks associated with use of the data provided on this page.

# Race Results

January 24, 2025, Race 3, RENWICK FARMS YEARLINGS SELLING CHCH 18TH FEB HANDICAP TROT, Distance 2600m, Addington - Survey 3200m

Result	TAB no.	Horse (Barrier)	2200m to	2000m to	1800m to	1600m to	1400m to	1200m to	1000m to	800m to	600m to	400m to	200m to	Total or	Margin
2nd	5	Regal Sierra (0)	2000m	1800m	1600m	1400m	1200m	1000m	800m	600m	400m	200m	WP	Average	
		Position in running (margin)	1(0.0)	2(2.2)	2(1.8)	2(1.6)	2(2.0)	2(1.9)	2(2.2)	2(1.9)	2(1.7)	2(1.3)	3(1.1)		0.30
		Sectional time (s)	16.53	15.85	16.20	16.03	16.20	16.26	15.87	14.59	14.82	14.29	13.70		
		Cumulative time (s)	170.34	153.81	137.96	121.76	105.73	89.53	73.27	57.40	42.81	27.99	13.70	3:23.40	
		Speed (m/s)	12.10	12.62	12.35	12.48	12.35	12.30	12.60	13.71	13.50	14.00	14.60	12.78	
		Stride length (m)	5.76	6.07	6.03	6.10	6.03	6.03	6.07	6.37	6.33	6.35	6.07	6.03	
		Stride duration (s)	0.476	0.481	0.489	0.489	0.489	0.490	0.481	0.465	0.469	0.454	0.416	0.472	
		Stride efficiency (%)	51.90	57.50	56.89	58.23	56.87	56.75	57.48	63.47	62.61	63.00	57.53	56.83	
		Stride count	34.71	32.97	33.15	32.76	33.15	33.19	32.98	31.38	31.60	31.50	32.96	431.14	



Note: Horizontal distance axis grid lines are 200m furlongs.

#### Disclaimer.

HRNZ and NZMTC and Thoroughbred Ratings Pty Ltd accepts no responsibility for the completeness or accuracy of any of the information contained herein, and makes no representations about its suitability for any particular purpose. Users should make their own judgements about those matters and/or seek independent advice. You assume all risks associated with use of the data provided on this page.



# Race Results



January 24, 2025, Race 3, RENWICK FARMS YEARLINGS SELLING CHCH 18TH FEB HANDICAP TROT, Distance 2600m, Addington - Survey 3200m

Result	TAB no.	Horse (Barrier)	2600 to	2400m to
3rd	6	Rush (1)	2400m	2200m
		Position in running (margin)	-	5(9.9)
		Sectional time (s)	18.92	15.95
		Cumulative time (s)	204.03	185.11
		Speed (m/s)	10.57	12.54
		Stride length (m)	5.36	5.65
		Stride duration (s)	0.442	0.451
		Stride efficiency (%)	44.88	49.94
		Stride count	37.32	35.38

#### Disclaimer.

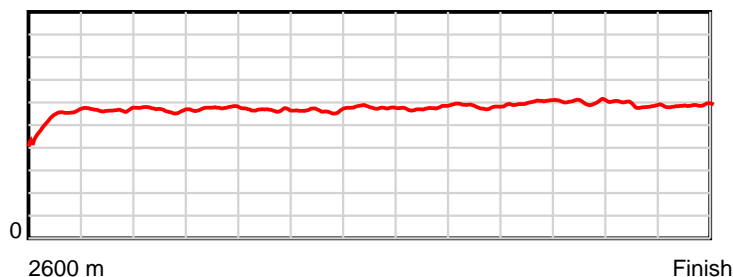
HRNZ and NZMTC and Thoroughbred Ratings Pty Ltd accepts no responsibility for the completeness or accuracy of any of the information contained herein, and makes no representations about its suitability for any particular purpose. Users should make their own judgements about those matters and/or seek independent advice. You assume all risks associated with use of the data provided on this page.

# Race Results

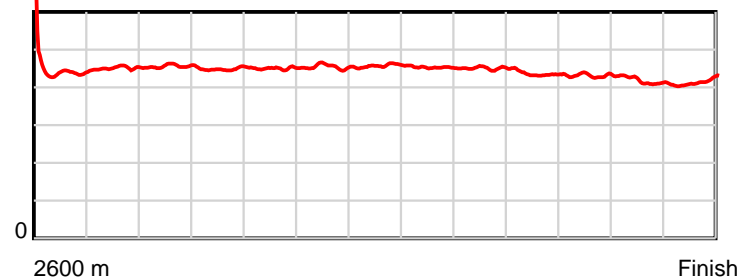
January 24, 2025, Race 3, RENWICK FARMS YEARLINGS SELLING CHCH 18TH FEB HANDICAP TROT, Distance 2600m, Addington - Survey 3200m

Result	TAB no.	Horse (Barrier)	2200m to	2000m to	1800m to	1600m to	1400m to	1200m to	1000m to	800m to	600m to	400m to	200m to	Total or	Margin
3rd	6	Rush (1)	2000m	1800m	1600m	1400m	1200m	1000m	800m	600m	400m	200m	WP	Average	
		Position in running (margin)	5(10.2)	5(12.2)	5(10.6)	5(9.9)	5(9.6)	6(7.3)	5(5.4)	5(5.4)	5(5.1)	5(4.1)	4(2.9)		3.70
		Sectional time (s)	16.49	15.65	16.12	15.91	15.85	15.88	15.94	14.55	14.74	14.10	13.93		
		Cumulative time (s)	169.16	152.67	137.02	120.90	104.99	89.14	73.26	57.32	42.77	28.03	13.93	3:24.03	
		Speed (m/s)	12.13	12.78	12.41	12.57	12.62	12.59	12.55	13.75	13.57	14.18	14.36	12.74	
		Stride length (m)	5.53	5.73	5.59	5.71	5.76	5.71	5.66	5.99	5.84	5.91	5.95	5.72	
		Stride duration (s)	0.456	0.448	0.450	0.454	0.457	0.453	0.451	0.436	0.431	0.417	0.415	0.449	
		Stride efficiency (%)	47.86	51.27	48.82	51.03	51.89	50.86	49.98	56.07	53.31	54.59	55.38	51.09	
		Stride count	36.14	34.91	35.78	35.00	34.71	35.06	35.36	33.39	34.24	33.84	33.59	454.72	

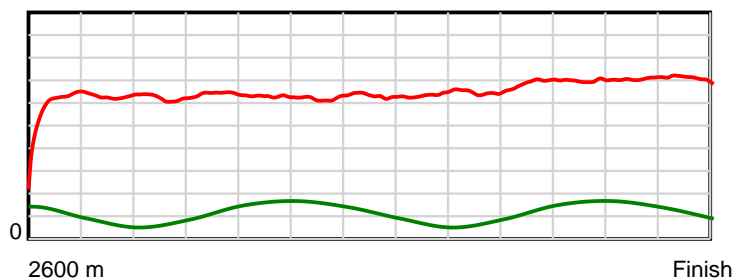
10 m Stride length



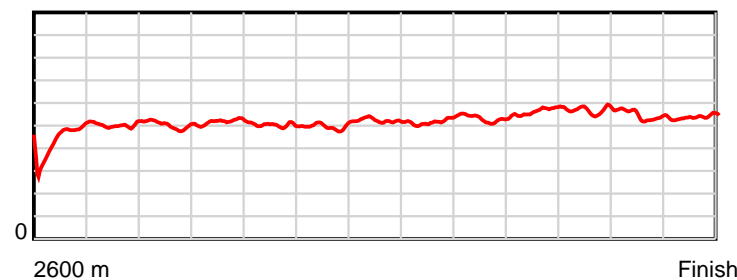
0.6 s Stride duration



20 m/sec Speed



100 % Stride efficiency



Note: Horizontal distance axis grid lines are 200m furlongs.

**Disclaimer.**

HRNZ and NZMTC and Thoroughbred Ratings Pty Ltd accepts no responsibility for the completeness or accuracy of any of the information contained herein, and makes no representations about its suitability for any particular purpose. Users should make their own judgements about those matters and/or seek independent advice. You assume all risks associated with use of the data provided on this page.



# Race Results



January 24, 2025, Race 3, RENWICK FARMS YEARLINGS SELLING CHCH 18TH FEB HANDICAP TROT, Distance 2600m, Addington - Survey 3200m

Result	TAB no.	Horse (Barrier)	2600 to	2400m to
4th	1	<b>High Step (2)</b>	<b>2400m</b>	<b>2200m</b>
		Position in running (margin)	-	4(7.0)
		Sectional time (s)	18.27	15.98
		Cumulative time (s)	204.31	186.04
		Speed (m/s)	10.95	12.52
		Stride length (m)	5.36	6.16
		Stride duration (s)	0.469	0.492
		Stride efficiency (%)	44.96	59.26
		Stride count	37.29	32.48

#### Disclaimer.

HRNZ and NZMTC and Thoroughbred Ratings Pty Ltd accepts no responsibility for the completeness or accuracy of any of the information contained herein, and makes no representations about its suitability for any particular purpose. Users should make their own judgements about those matters and/or seek independent advice. You assume all risks associated with use of the data provided on this page.



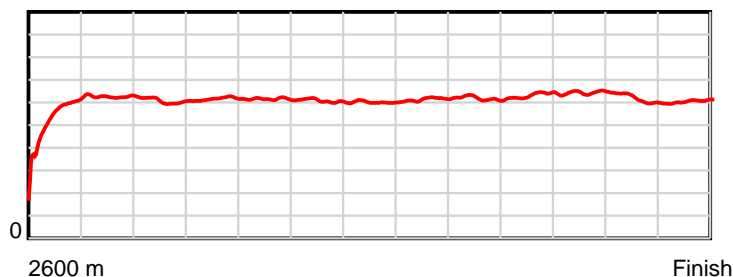
# Race Results



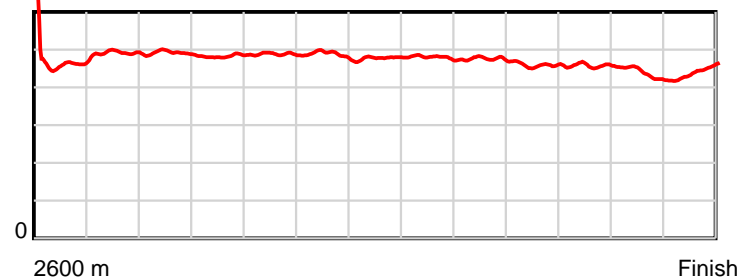
January 24, 2025, Race 3, RENWICK FARMS YEARLINGS SELLING CHCH 18TH FEB HANDICAP TROT, Distance 2600m, Addington - Survey 3200m

Result	TAB no.	Horse (Barrier)	2200m to	2000m to	1800m to	1600m to	1400m to	1200m to	1000m to	800m to	600m to	400m to	200m to	Total or	Margin
4th	1	High Step (2)	2000m	1800m	1600m	1400m	1200m	1000m	800m	600m	400m	200m	WP	Average	
		Position in running (margin)	4(7.4)	4(9.5)	4(8.4)	4(7.2)	4(7.4)	4(5.2)	3(4.0)	3(3.7)	3(3.3)	3(1.6)	2(1.0)		5.30
		Sectional time (s)	16.51	15.72	16.03	15.99	15.86	16.00	15.88	14.55	14.60	14.23	14.69		
		Cumulative time (s)	170.06	153.55	137.83	121.80	105.81	89.95	73.95	58.07	43.52	28.92	14.69	3:24.31	
		Speed (m/s)	12.11	12.72	12.48	12.51	12.61	12.50	12.59	13.75	13.70	14.05	13.61	12.73	
		Stride length (m)	5.95	6.14	6.09	6.10	6.02	5.99	5.99	6.31	6.26	6.13	6.02	6.03	
		Stride duration (s)	0.492	0.482	0.488	0.488	0.477	0.480	0.475	0.459	0.457	0.436	0.442	0.474	
		Stride efficiency (%)	55.38	58.85	57.99	58.18	56.62	56.14	56.00	62.13	61.30	58.75	56.59	56.85	
		Stride count	33.59	32.59	32.83	32.78	33.22	33.37	33.41	31.72	31.93	32.62	33.23	431.06	

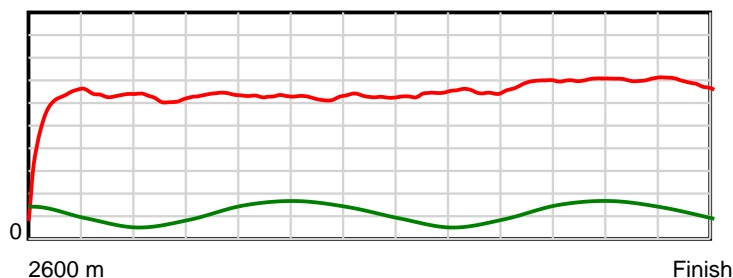
10 m Stride length



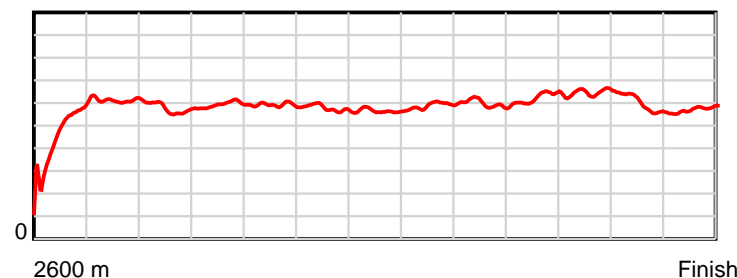
0.6 s Stride duration



20 m/sec Speed



100 % Stride efficiency



Note: Horizontal distance axis grid lines are 200m furlongs.

## Disclaimer.

HRNZ and NZMTC and Thoroughbred Ratings Pty Ltd accepts no responsibility for the completeness or accuracy of any of the information contained herein, and makes no representations about its suitability for any particular purpose. Users should make their own judgements about those matters and/or seek independent advice. You assume all risks associated with use of the data provided on this page.



# Race Results



January 24, 2025, Race 3, RENWICK FARMS YEARLINGS SELLING CHCH 18TH FEB HANDICAP TROT, Distance 2600m, Addington - Survey 3200m

Result	TAB no.	Horse (Barrier)	2600 to	2400m to
5th	7	Helloveamoment (3)	2400m	2200m
		Position in running (margin)	-	6(11.5)
		Sectional time (s)	19.00	16.11
		Cumulative time (s)	204.54	185.54
		Speed (m/s)	10.53	12.41
		Stride length (m)	5.87	6.25
		Stride duration (s)	0.492	0.504
		Stride efficiency (%)	53.88	61.11
		Stride count	34.06	31.98

#### Disclaimer.

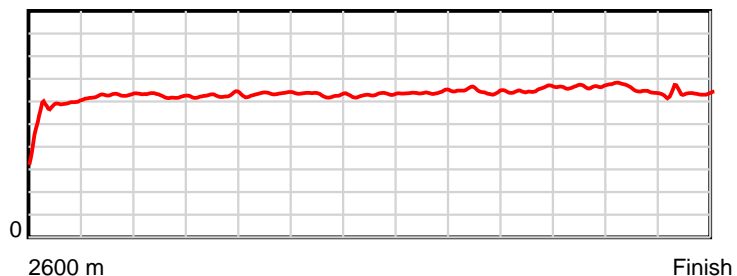
HRNZ and NZMTC and Thoroughbred Ratings Pty Ltd accepts no responsibility for the completeness or accuracy of any of the information contained herein, and makes no representations about its suitability for any particular purpose. Users should make their own judgements about those matters and/or seek independent advice. You assume all risks associated with use of the data provided on this page.

# Race Results

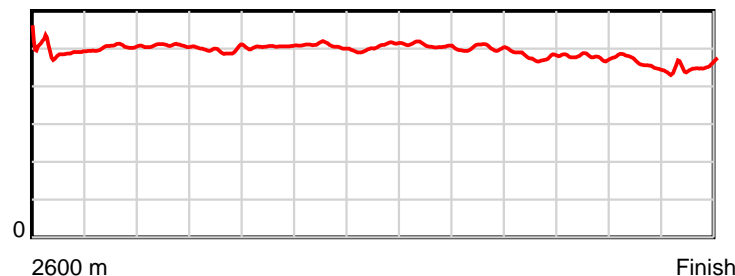
January 24, 2025, Race 3, RENWICK FARMS YEARLINGS SELLING CHCH 18TH FEB HANDICAP TROT, Distance 2600m, Addington - Survey 3200m

Result	TAB no.	Horse (Barrier)	2200m to	2000m to	1800m to	1600m to	1400m to	1200m to	1000m to	800m to	600m to	400m to	200m to	Total or	Margin
5th	7	<b>Helloveamoment (3)</b>	<b>2000m</b>	<b>1800m</b>	<b>1600m</b>	<b>1400m</b>	<b>1200m</b>	<b>1000m</b>	<b>800m</b>	<b>600m</b>	<b>400m</b>	<b>200m</b>	<b>WP</b>	<b>Average</b>	
		Position in running (margin)	6(12.8)	6(14.2)	6(12.7)	6(11.5)	6(11.3)	7(9.1)	7(8.0)	7(7.2)	7(7.0)	6(4.8)	5(4.1)		6.50
		Sectional time (s)	16.40	15.66	16.02	15.93	15.86	16.01	15.81	14.58	14.53	14.20	14.43		
		Cumulative time (s)	169.43	153.03	137.37	121.35	105.42	89.56	73.55	57.74	43.16	28.63	14.43	3:24.54	
		Speed (m/s)	12.20	12.77	12.48	12.55	12.61	12.49	12.65	13.72	13.76	14.08	13.86	12.71	
		Stride length (m)	6.19	6.35	6.30	6.38	6.36	6.34	6.34	6.57	6.57	6.46	6.28	6.32	
		Stride duration (s)	0.508	0.497	0.505	0.508	0.505	0.508	0.501	0.479	0.477	0.459	0.453	0.497	
		Stride efficiency (%)	59.85	62.98	62.08	63.54	63.29	62.82	62.82	67.43	67.44	65.22	61.68	62.49	
		Stride count	32.32	31.50	31.73	31.36	31.43	31.54	31.54	30.45	30.44	30.96	31.83	411.14	

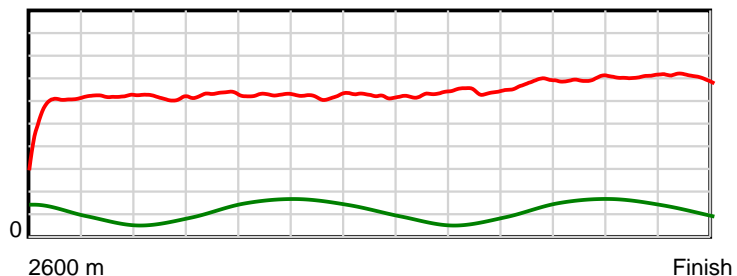
10 m Stride length



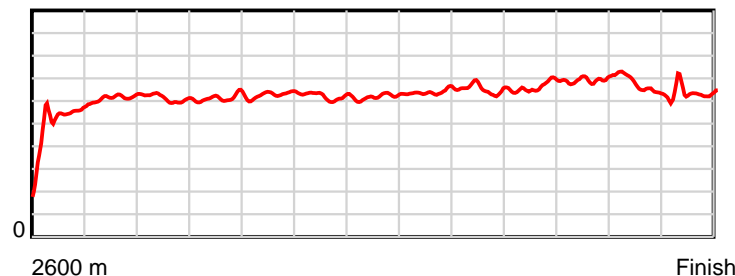
0.6 s Stride duration



20 m/sec Speed



100 % Stride efficiency



Note: Horizontal distance axis grid lines are 200m furlongs.

**Disclaimer.**

HRNZ and NZMTC and Thoroughbred Ratings Pty Ltd accepts no responsibility for the completeness or accuracy of any of the information contained herein, and makes no representations about its suitability for any particular purpose. Users should make their own judgements about those matters and/or seek independent advice. You assume all risks associated with use of the data provided on this page.



# Race Results



January 24, 2025, Race 3, RENWICK FARMS YEARLINGS SELLING CHCH 18TH FEB HANDICAP TROT, Distance 2600m, Addington - Survey 3200m

Result	TAB no.	Horse (Barrier)	2600 to	2400m to
6th	2	<b>Holly Highland... (4)</b>	<b>2400m</b>	<b>2200m</b>
		Position in running (margin)	-	3(4.7)
		Sectional time (s)	17.94	15.93
		Cumulative time (s)	204.93	186.99
		Speed (m/s)	11.15	12.55
		Stride length (m)	4.96	5.39
		Stride duration (s)	0.431	0.430
		Stride efficiency (%)	38.45	45.46
		Stride count	40.32	37.08

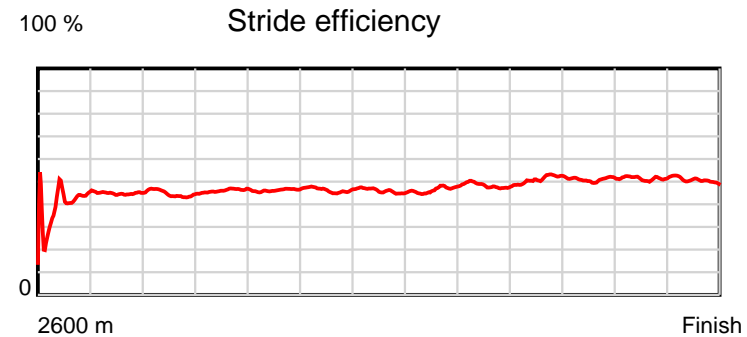
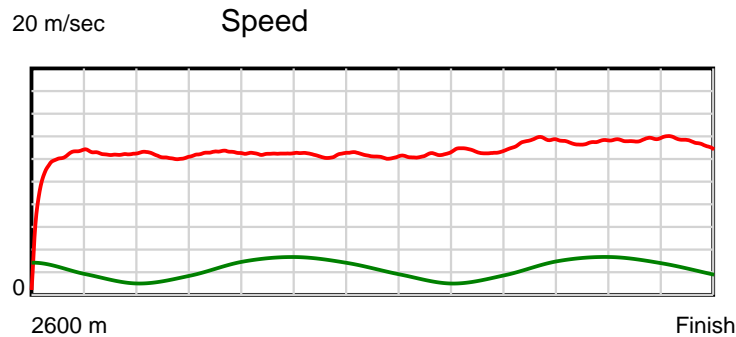
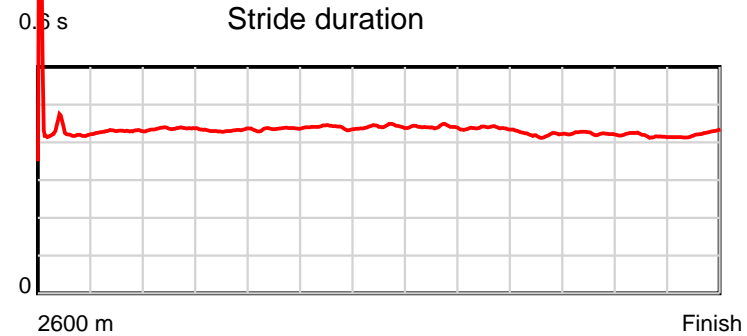
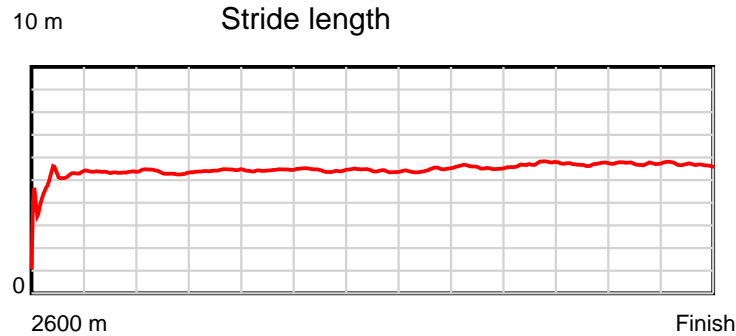
#### Disclaimer.

HRNZ and NZMTC and Thoroughbred Ratings Pty Ltd accepts no responsibility for the completeness or accuracy of any of the information contained herein, and makes no representations about its suitability for any particular purpose. Users should make their own judgements about those matters and/or seek independent advice. You assume all risks associated with use of the data provided on this page.

# Race Results

January 24, 2025, Race 3, RENWICK FARMS YEARLINGS SELLING CHCH 18TH FEB HANDICAP TROT, Distance 2600m, Addington - Survey 3200m

Result	TAB no.	Horse (Barrier)	2200m to	2000m to	1800m to	1600m to	1400m to	1200m to	1000m to	800m to	600m to	400m to	200m to	Total or	Margin
6th	2	Holly Highland... (4)	2000m	1800m	1600m	1400m	1200m	1000m	800m	600m	400m	200m	WP	Average	
		Position in running (margin)	3(4.9)	3(7.1)	3(5.9)	3(5.2)	3(5.2)	3(4.7)	4(4.1)	4(4.1)	4(3.7)	4(3.9)	6(4.2)		8.60
		Sectional time (s)	16.53	15.71	16.12	15.94	16.15	16.10	15.93	14.55	14.93	14.35	14.75		
		Cumulative time (s)	171.06	154.53	138.82	122.70	106.76	90.61	74.51	58.58	44.03	29.10	14.75	3:24.93	
		Speed (m/s)	12.10	12.73	12.41	12.55	12.38	12.42	12.55	13.75	13.40	13.94	13.56	12.69	
		Stride length (m)	5.28	5.50	5.40	5.52	5.47	5.48	5.50	5.78	5.67	5.83	5.73	5.49	
		Stride duration (s)	0.437	0.432	0.436	0.440	0.442	0.441	0.438	0.421	0.423	0.418	0.422	0.433	
		Stride efficiency (%)	43.62	47.28	45.65	47.62	46.76	46.92	47.19	52.29	50.18	53.09	51.27	47.14	
		Stride count	37.85	36.36	37.00	36.23	36.56	36.50	36.39	34.57	35.30	34.31	34.92	473.39	



Note: Horizontal distance axis grid lines are 200m furlongs.

#### Disclaimer.

HRNZ and NZMTC and Thoroughbred Ratings Pty Ltd accepts no responsibility for the completeness or accuracy of any of the information contained herein, and makes no representations about its suitability for any particular purpose. Users should make their own judgements about those matters and/or seek independent advice. You assume all risks associated with use of the data provided on this page.



# Race Results



January 24, 2025, Race 3, RENWICK FARMS YEARLINGS SELLING CHCH 18TH FEB HANDICAP TROT, Distance 2600m, Addington - Survey 3200m

Result	TAB no.	Horse (Barrier)	2600 to	2400m to
7th	3	<b>Knowing Me (5)</b>	<b>2400m</b>	<b>2200m</b>
		Position in running (margin)	-	7(28.6)
		Sectional time (s)	22.00	15.06
		Cumulative time (s)	206.86	184.86
		Speed (m/s)	9.09	13.28
		Stride length (m)	4.30	5.96
		Stride duration (s)	0.459	0.449
		Stride efficiency (%)	28.89	55.49
		Stride count	46.52	33.56

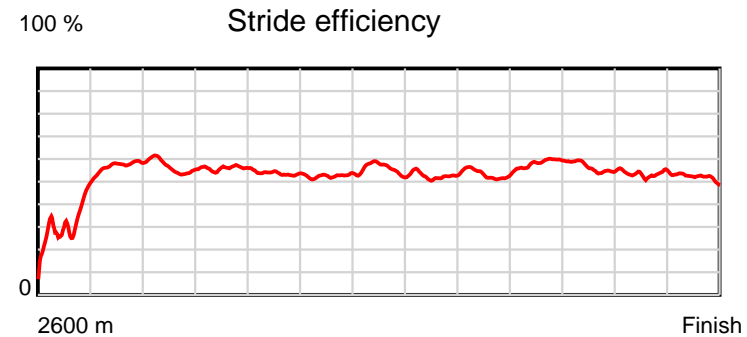
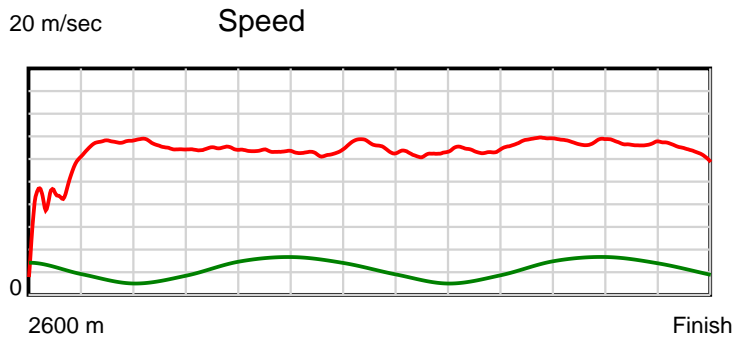
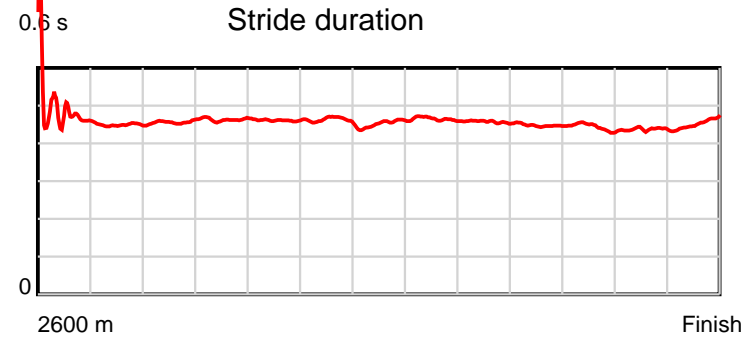
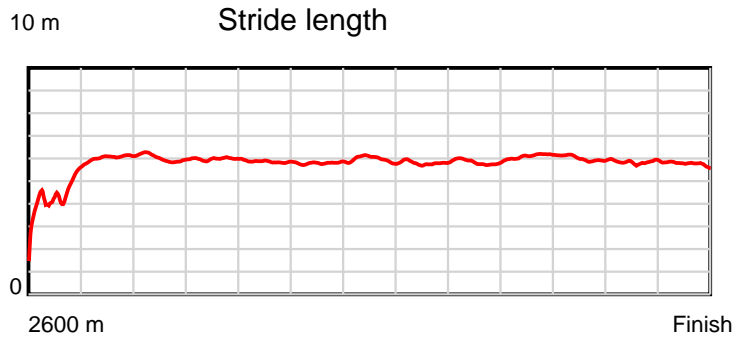
## Disclaimer.

HRNZ and NZMTC and Thoroughbred Ratings Pty Ltd accepts no responsibility for the completeness or accuracy of any of the information contained herein, and makes no representations about its suitability for any particular purpose. Users should make their own judgements about those matters and/or seek independent advice. You assume all risks associated with use of the data provided on this page.

# Race Results

January 24, 2025, Race 3, RENWICK FARMS YEARLINGS SELLING CHCH 18TH FEB HANDICAP TROT, Distance 2600m, Addington - Survey 3200m

Result	TAB no.	Horse (Barrier)	2200m to	2000m to	1800m to	1600m to	1400m to	1200m to	1000m to	800m to	600m to	400m to	200m to	Total or	Margin
7th	3	Knowing Me (5)	2000m	1800m	1600m	1400m	1200m	1000m	800m	600m	400m	200m	WP	Average	
		Position in running (margin)	7(23.6)	7(18.5)	7(15.8)	7(13.2)	7(12.8)	5(6.8)	6(6.7)	6(5.8)	6(5.9)	7(6.1)	7(9.1)		19.00
		Sectional time (s)	15.31	15.46	15.80	15.90	15.23	16.17	15.79	14.62	14.94	14.80	15.78		
		Cumulative time (s)	169.80	154.49	139.03	123.23	107.33	92.10	75.93	60.14	45.52	30.58	15.78	3:26.86	
		Speed (m/s)	13.06	12.94	12.66	12.58	13.13	12.37	12.67	13.68	13.39	13.51	12.67	12.57	
		Stride length (m)	5.96	5.99	5.84	5.82	5.93	5.74	5.79	6.13	5.93	5.90	5.75	5.73	
		Stride duration (s)	0.456	0.463	0.461	0.463	0.452	0.465	0.457	0.448	0.443	0.437	0.454	0.456	
		Stride efficiency (%)	55.53	56.06	53.24	52.87	55.04	51.57	52.30	58.63	54.99	54.41	51.69	51.30	
		Stride count	33.55	33.39	34.26	34.38	33.70	34.81	34.57	32.65	33.71	33.89	34.77	453.76	



Note: Horizontal distance axis grid lines are 200m furlongs.

#### Disclaimer.

HRNZ and NZMTC and Thoroughbred Ratings Pty Ltd accepts no responsibility for the completeness or accuracy of any of the information contained herein, and makes no representations about its suitability for any particular purpose. Users should make their own judgements about those matters and/or seek independent advice. You assume all risks associated with use of the data provided on this page.