



Race Results

NZ Metropolitan Trotting Club Inc, HRNZ, January 31, 2025

Compilation date: January 31, 2025, 4:48:08 PM (NZDT)

Copyright © 2025 HRNZ and NZMTC. All rights reserved.

Trademarks.

StrideMASTER is a registered trademark of Thoroughbred Ratings Pty Ltd.

Disclaimer.

HRNZ and NZMTC and Thoroughbred Ratings Pty Ltd accepts no responsibility for the completeness or accuracy of any of the information contained herein, and makes no representations about its suitability for any particular purpose. Users should make their own judgements about those matters and/or seek independent advice. You assume all risks associated with use of the data provided on this page.

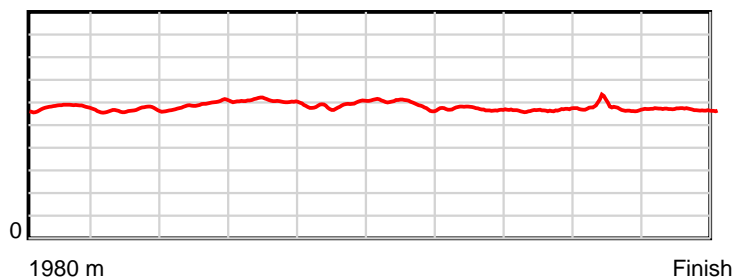


Race Results

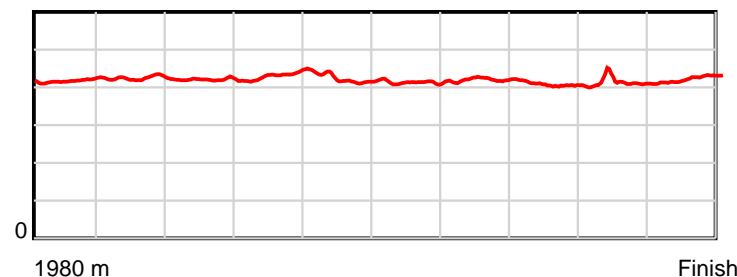
January 31, 2025, Race 3, SBSR BRAEVIEW LTD / CHELSEA FAITHFUL MOBILE PACE, Distance 1980m, Addington - Survey 1980m

Result	TAB no.	Horse (Barrier)	1980 to	1800m to	1600m to	1400m to	1200m to	1000m to	800m to	600m to	400m to	200m to	Total or	Margin
1st	13	Sofia Rose (10)	1800m	1600m	1400m	1200m	1000m	800m	600m	400m	200m	WP	Average	
		Position in running (margin)	-	10(7.5)	11(15.2)	12(16.5)	12(13.4)	11(10.4)	4(2.7)	2(0.5)	1(0.0)	1(0.0)		0.00
		Sectional time (s)	13.69	15.19	14.49	14.26	14.86	14.49	14.74	14.43	14.45	14.99		
		Cumulative time (s)	145.59	131.90	116.71	102.22	87.96	73.10	58.61	43.87	29.44	14.99	2:25.59	
		Speed (m/s)	13.15	13.17	13.80	14.03	13.46	13.80	13.57	13.86	13.84	13.34	13.60	
		Stride length (m)	5.74	5.58	5.80	6.05	5.69	5.71	5.70	5.63	5.70	5.65	5.72	
		Stride duration (s)	0.417	0.424	0.420	0.431	0.423	0.413	0.420	0.406	0.412	0.424	0.421	
		Stride efficiency (%)	51.50	48.72	52.62	57.11	50.67	50.87	50.75	49.46	50.74	49.93	51.17	
		Stride count	31.36	35.82	34.46	33.08	35.12	35.05	35.09	35.55	35.10	35.38	346.01	

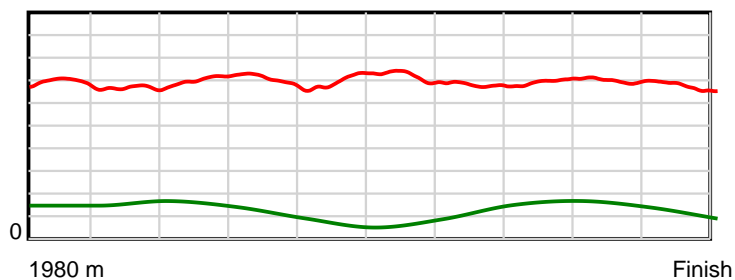
10 m Stride length



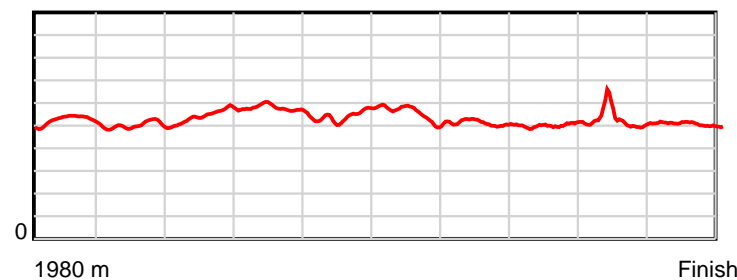
0.6 s Stride duration



20 m/sec Speed



100 % Stride efficiency



Note: Horizontal distance axis grid lines are 200m furlongs.

Disclaimer.

HRNZ and NZMTC and Thoroughbred Ratings Pty Ltd accepts no responsibility for the completeness or accuracy of any of the information contained herein, and makes no representations about its suitability for any particular purpose. Users should make their own judgements about those matters and/or seek independent advice. You assume all risks associated with use of the data provided on this page.



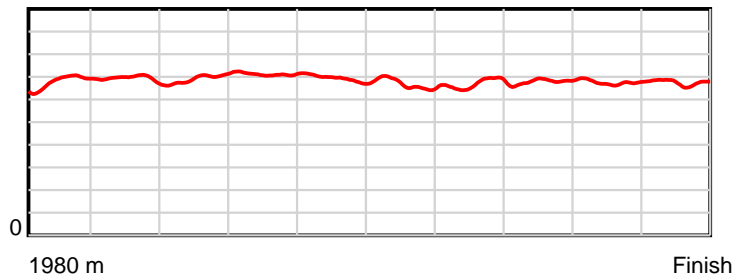
Race Results



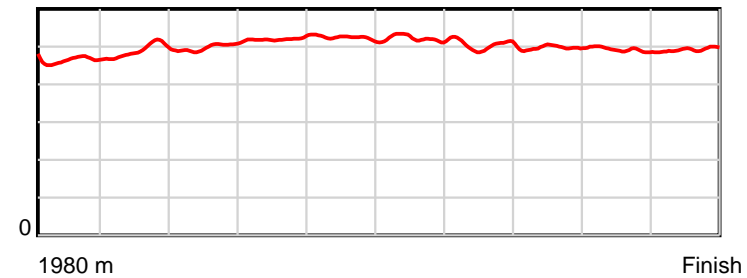
January 31, 2025, Race 3, SBSR BRAEVIEW LTD / CHELSEA FAITHFUL MOBILE PACE, Distance 1980m, Addington - Survey 1980m

Result	TAB no.	Horse (Barrier)	1980 to	1800m to	1600m to	1400m to	1200m to	1000m to	800m to	600m to	400m to	200m to	Total or	Margin
2nd	7	King Arthur (6)	1800m	1600m	1400m	1200m	1000m	800m	600m	400m	200m	WP	Average	
		Position in running (margin)	-	1(0.0)	2(1.5)	2(2.2)	2(1.8)	2(1.7)	2(1.8)	4(1.5)	3(2.4)	3(3.0)		1.30
		Sectional time (s)	12.42	14.15	14.39	14.72	15.35	15.80	15.04	14.66	14.55	14.75		
		Cumulative time (s)	145.83	133.41	119.26	104.87	90.15	74.80	59.00	43.96	29.30	14.75	2:25.83	
		Speed (m/s)	14.49	14.13	13.90	13.59	13.03	12.66	13.30	13.64	13.75	13.56	13.58	
		Stride length (m)	6.76	6.93	6.93	7.08	6.81	6.61	6.70	6.78	6.76	6.68	6.80	
		Stride duration (s)	0.464	0.491	0.498	0.521	0.523	0.522	0.504	0.497	0.492	0.493	0.501	
		Stride efficiency (%)	71.40	75.15	74.96	78.29	72.54	68.31	70.20	71.84	71.43	69.81	72.32	
		Stride count	26.63	28.84	28.88	28.26	29.36	30.25	29.84	29.50	29.58	29.92	291.06	

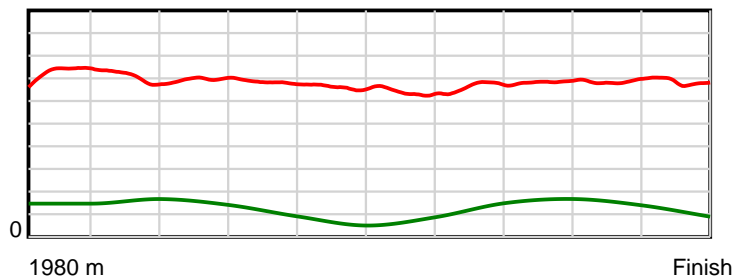
10 m Stride length



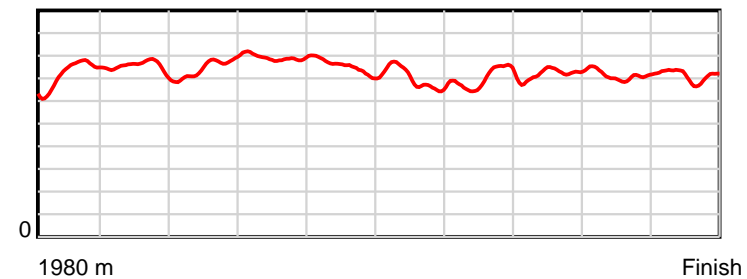
0.6 s Stride duration



20 m/sec Speed



100 % Stride efficiency



Note: Horizontal distance axis grid lines are 200m furlongs.

Disclaimer.

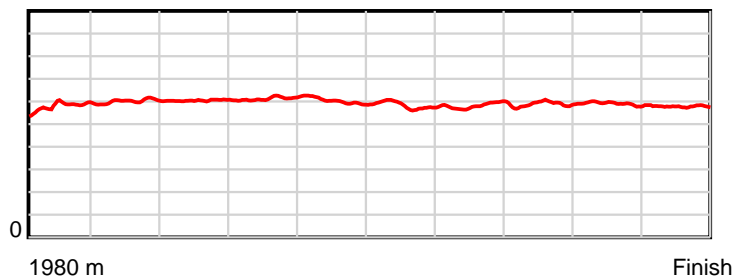
HRNZ and NZMTC and Thoroughbred Ratings Pty Ltd accepts no responsibility for the completeness or accuracy of any of the information contained herein, and makes no representations about its suitability for any particular purpose. Users should make their own judgements about those matters and/or seek independent advice. You assume all risks associated with use of the data provided on this page.

Race Results

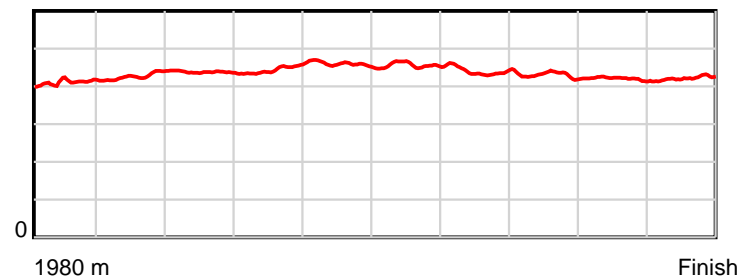
January 31, 2025, Race 3, SBSR BRAEVIEW LTD / CHELSEA FAITHFUL MOBILE PACE, Distance 1980m, Addington - Survey 1980m

Result	TAB no.	Horse (Barrier)	1980 to	1800m to	1600m to	1400m to	1200m to	1000m to	800m to	600m to	400m to	200m to	Total or	Margin
3rd	2	Oakley Shard (2)	1800m	1600m	1400m	1200m	1000m	800m	600m	400m	200m	WP	Average	
		Position in running (margin)	-	4(2.6)	3(3.9)	3(5.3)	3(3.7)	4(3.6)	5(3.6)	5(3.6)	5(4.0)	5(4.0)		1.80
		Sectional time (s)	13.00	14.12	14.50	14.52	15.35	15.77	15.09	14.59	14.45	14.53		
		Cumulative time (s)	145.92	132.92	118.80	104.30	89.78	74.43	58.66	43.57	28.98	14.53	2:25.92	
		Speed (m/s)	13.84	14.16	13.79	13.77	13.03	12.68	13.25	13.71	13.84	13.76	13.57	
		Stride length (m)	5.77	6.05	6.04	6.12	5.98	5.78	5.84	5.88	5.81	5.81	5.91	
		Stride duration (s)	0.409	0.427	0.438	0.444	0.459	0.456	0.440	0.429	0.420	0.422	0.435	
		Stride efficiency (%)	51.96	57.20	56.95	58.58	55.87	52.16	53.24	54.09	52.82	52.69	54.51	
		Stride count	31.21	33.06	33.13	32.67	33.45	34.62	34.26	33.99	34.40	34.44	335.23	

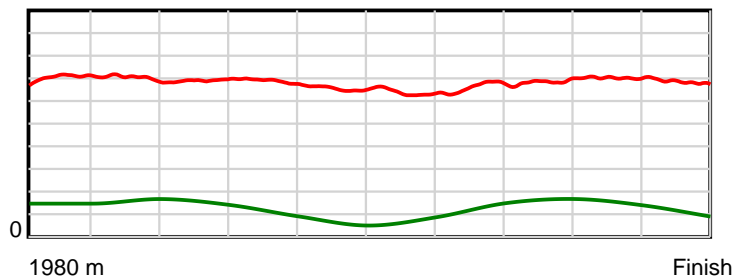
10 m Stride length



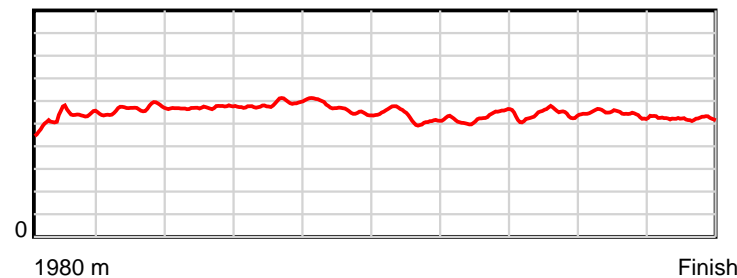
0.6 s Stride duration



20 m/sec Speed



100 % Stride efficiency



Note: Horizontal distance axis grid lines are 200m furlongs.

Disclaimer.

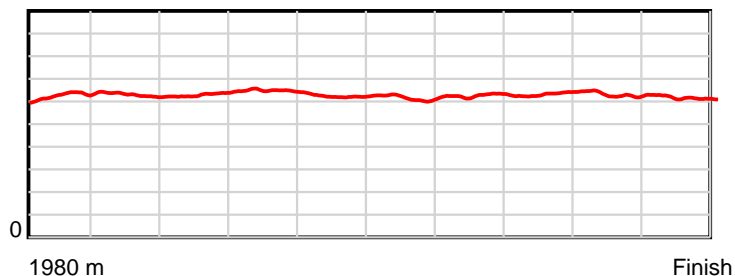
HRNZ and NZMTC and Thoroughbred Ratings Pty Ltd accepts no responsibility for the completeness or accuracy of any of the information contained herein, and makes no representations about its suitability for any particular purpose. Users should make their own judgements about those matters and/or seek independent advice. You assume all risks associated with use of the data provided on this page.

Race Results

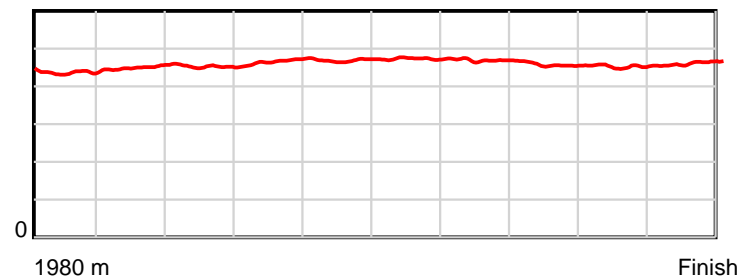
January 31, 2025, Race 3, SBSR BRAEVIEW LTD / CHELSEA FAITHFUL MOBILE PACE, Distance 1980m, Addington - Survey 1980m

Result	TAB no.	Horse (Barrier)	1980 to	1800m to	1600m to	1400m to	1200m to	1000m to	800m to	600m to	400m to	200m to	Total or	Margin
4th	4	Spiritual Blis... (4)	1800m	1600m	1400m	1200m	1000m	800m	600m	400m	200m	WP	Average	
		Position in running (margin)	-	3(2.0)	4(6.6)	4(7.6)	4(5.0)	3(3.4)	3(2.4)	3(1.4)	4(2.8)	4(3.0)		1.90
		Sectional time (s)	12.73	14.66	14.43	14.35	15.11	15.60	14.93	14.75	14.48	14.90		
		Cumulative time (s)	145.94	133.21	118.55	104.12	89.77	74.66	59.06	44.13	29.38	14.90	2:25.94	
		Speed (m/s)	14.14	13.64	13.86	13.94	13.24	12.82	13.40	13.56	13.81	13.42	13.57	
		Stride length (m)	6.20	6.14	6.27	6.50	6.20	6.07	6.28	6.20	6.25	6.20	6.23	
		Stride duration (s)	0.436	0.450	0.452	0.466	0.469	0.473	0.469	0.457	0.453	0.462	0.459	
		Stride efficiency (%)	60.02	58.83	61.49	66.02	60.13	57.48	61.72	60.00	61.12	60.07	60.64	
		Stride count	29.04	32.60	31.88	30.77	32.24	32.98	31.82	32.28	31.98	32.26	317.85	

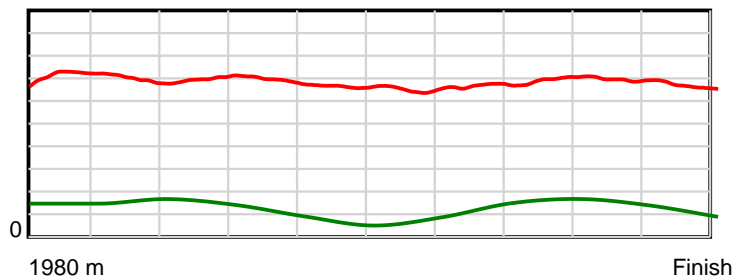
10 m Stride length



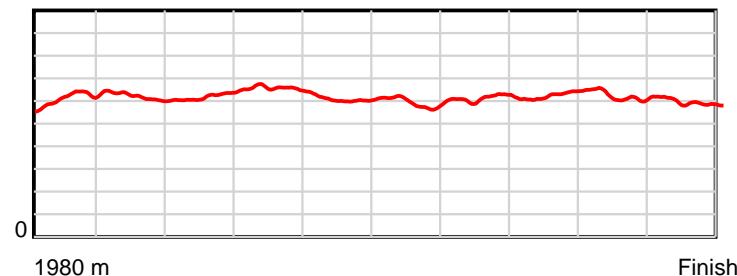
0.6 s Stride duration



20 m/sec Speed



100 % Stride efficiency



Note: Horizontal distance axis grid lines are 200m furlongs.

Disclaimer.

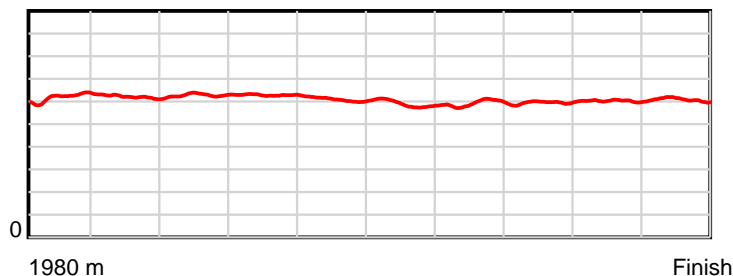
HRNZ and NZMTC and Thoroughbred Ratings Pty Ltd accepts no responsibility for the completeness or accuracy of any of the information contained herein, and makes no representations about its suitability for any particular purpose. Users should make their own judgements about those matters and/or seek independent advice. You assume all risks associated with use of the data provided on this page.

Race Results

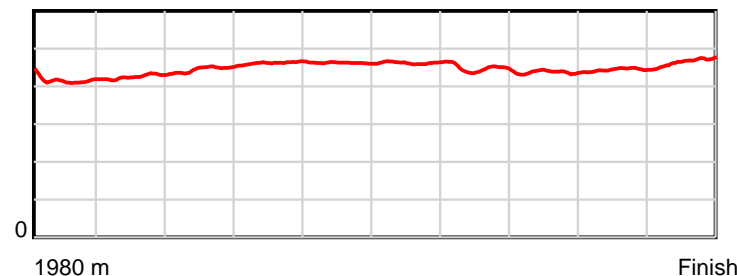
January 31, 2025, Race 3, SBSR BRAEVIEW LTD / CHELSEA FAITHFUL MOBILE PACE, Distance 1980m, Addington - Survey 1980m

Result	TAB no.	Horse (Barrier)	1980 to	1800m to	1600m to	1400m to	1200m to	1000m to	800m to	600m to	400m to	200m to	Total or	Margin
5th	15	Lord Mudrick (12)	1800m	1600m	1400m	1200m	1000m	800m	600m	400m	200m	WP	Average	
		Position in running (margin)	-	2(0.2)	1(0.0)	1(0.0)	1(0.0)	1(0.0)	1(0.0)	1(0.0)	2(0.2)	2(1.6)		4.10
		Sectional time (s)	12.63	13.86	14.27	14.78	15.36	15.78	15.09	14.54	14.69	15.35		
		Cumulative time (s)	146.35	133.72	119.86	105.59	90.81	75.45	59.67	44.58	30.04	15.35	2:26.35	
		Speed (m/s)	14.25	14.43	14.02	13.53	13.02	12.67	13.25	13.76	13.61	13.03	13.53	
		Stride length (m)	6.14	6.14	6.25	6.25	6.01	5.86	5.92	6.01	6.05	6.07	6.07	
		Stride duration (s)	0.414	0.426	0.446	0.462	0.462	0.462	0.447	0.437	0.444	0.466	0.449	
		Stride efficiency (%)	58.95	58.99	61.08	61.13	56.52	53.72	54.74	56.52	57.15	57.62	57.56	
		Stride count	29.31	32.55	31.99	31.98	33.25	34.11	33.79	33.26	33.07	32.94	326.25	

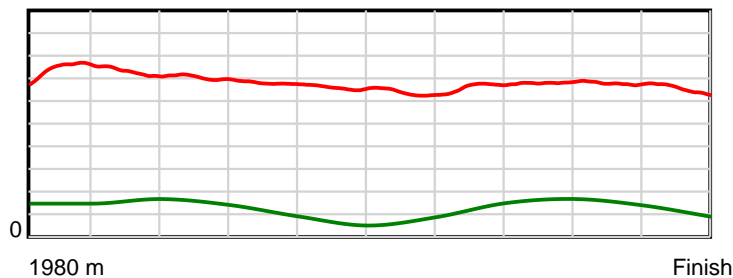
10 m Stride length



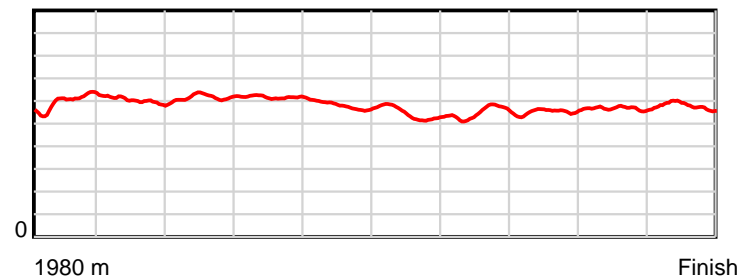
0.6 s Stride duration



20 m/sec Speed



100 % Stride efficiency



Note: Horizontal distance axis grid lines are 200m furlongs.

Disclaimer.

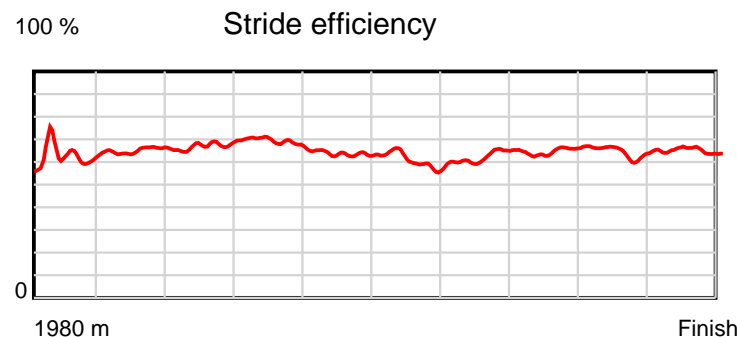
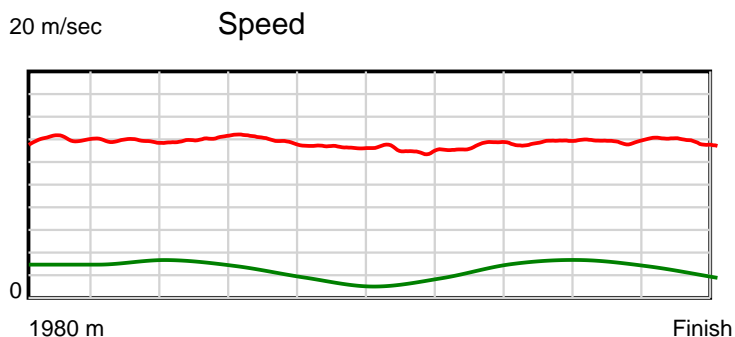
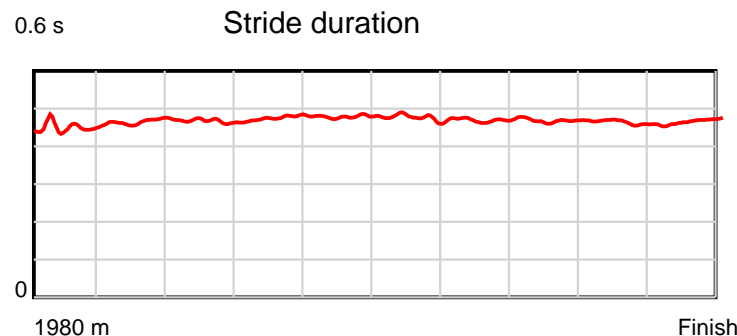
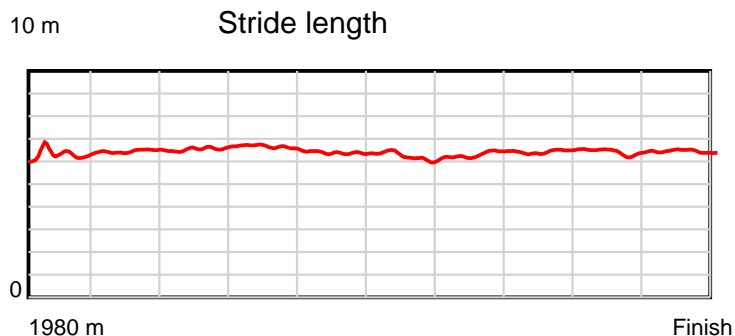
HRNZ and NZMTC and Thoroughbred Ratings Pty Ltd accepts no responsibility for the completeness or accuracy of any of the information contained herein, and makes no representations about its suitability for any particular purpose. Users should make their own judgements about those matters and/or seek independent advice. You assume all risks associated with use of the data provided on this page.



Race Results

January 31, 2025, Race 3, SBSR BRAEVIEW LTD / CHELSEA FAITHFUL MOBILE PACE, Distance 1980m, Addington - Survey 1980m

Result	TAB no.	Horse (Barrier)	1980 to	1800m to	1600m to	1400m to	1200m to	1000m to	800m to	600m to	400m to	200m to	Total or	Margin
6th	11	Whosdreamingno... (8)	1800m	1600m	1400m	1200m	1000m	800m	600m	400m	200m	WP	Average	
		Position in running (margin)	-	8(5.8)	7(9.6)	7(10.4)	8(7.8)	8(7.9)	10(7.4)	9(6.0)	8(6.7)	7(8.0)		5.00
		Sectional time (s)	13.48	14.53	14.42	14.34	15.38	15.68	14.86	14.64	14.66	14.52		
		Cumulative time (s)	146.51	133.03	118.50	104.08	89.74	74.36	58.68	43.82	29.18	14.52	2:26.51	
		Speed (m/s)	13.35	13.76	13.87	13.95	13.00	12.76	13.46	13.66	13.64	13.77	13.51	
		Stride length (m)	6.25	6.41	6.48	6.63	6.23	6.07	6.33	6.39	6.32	6.42	6.35	
		Stride duration (s)	0.449	0.465	0.467	0.475	0.479	0.476	0.470	0.468	0.463	0.466	0.470	
		Stride efficiency (%)	61.03	64.12	65.55	68.69	60.56	57.50	62.60	63.83	62.38	64.45	63.00	
		Stride count	28.80	31.22	30.88	30.16	32.13	32.97	31.60	31.29	31.65	31.14	311.84	



Note: Horizontal distance axis grid lines are 200m furlongs.

Disclaimer.


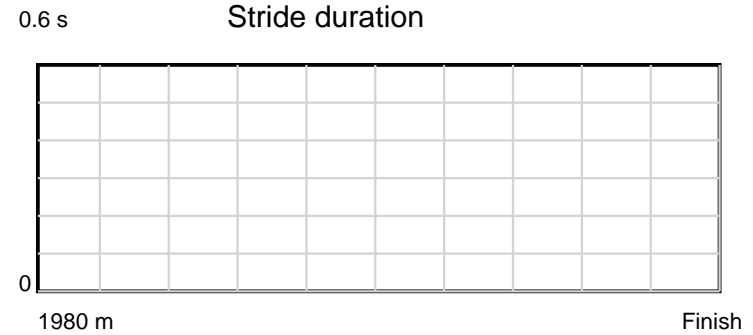
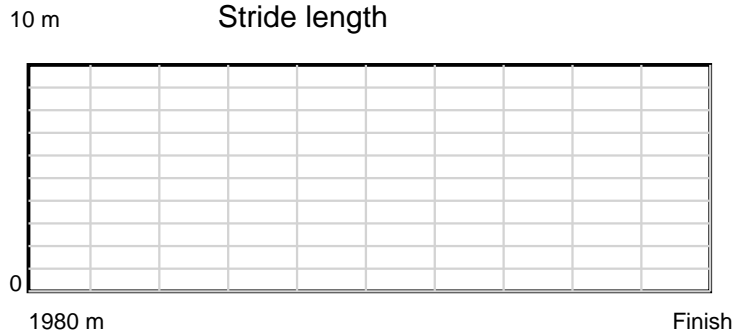
HRNZ and NZMTC and Thoroughbred Ratings Pty Ltd accepts no responsibility for the completeness or accuracy of any of the information contained herein, and makes no representations about its suitability for any particular purpose. Users should make their own judgements about those matters and/or seek independent advice. You assume all risks associated with use of the data provided on this page.



Race Results

January 31, 2025, Race 3, SBSR BRAEVIEW LTD / CHELSEA FAITHFUL MOBILE PACE, Distance 1980m, Addington - Survey 1980m

Result	TAB no.	Horse (Barrier)	1980 to 1800m	1800m to 1600m	1600m to 1400m	1400m to 1200m	1200m to 1000m	1000m to 800m	800m to 600m	600m to 400m	400m to 200m	200m to WP	Total or Average	Margin
7th	16	Social Distanc... (13)												
		Position in running (margin)	-	()	()	()	()	()	()	()	()	()		5.60
		Sectional time (s)												
		Cumulative time (s)	NaN	NaN	NaN	NaN	NaN	NaN	NaN	NaN	NaN	NaN	2:26.62	
		Speed (m/s)											13.50	
		Stride length (m)											nan	
		Stride duration (s)											nan	
		Stride efficiency (%)											nan	
		Stride count											0.00	



Note: Horizontal distance axis grid lines are 200m furlongs.

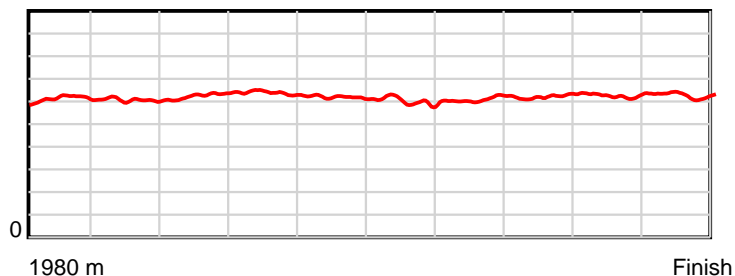
Disclaimer.
 HRNZ and NZMTC and Thoroughbred Ratings Pty Ltd accepts no responsibility for the completeness or accuracy of any of the information contained herein, and makes no representations about its suitability for any particular purpose. Users should make their own judgements about those matters and/or seek independent advice. You assume all risks associated with use of the data provided on this page.

Race Results

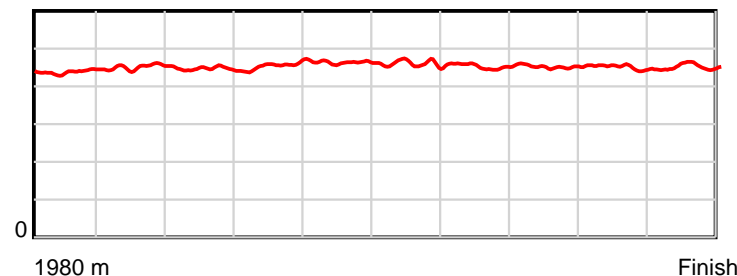
January 31, 2025, Race 3, SBSR BRAEVIEW LTD / CHELSEA FAITHFUL MOBILE PACE, Distance 1980m, Addington - Survey 1980m

Result	TAB no.	Horse (Barrier)	1980 to	1800m to	1600m to	1400m to	1200m to	1000m to	800m to	600m to	400m to	200m to	Total or	Margin
8th	5	Oneloveonelife (5)	1800m	1600m	1400m	1200m	1000m	800m	600m	400m	200m	WP	Average	
		Position in running (margin)	-	6(3.9)	8(11.4)	9(12.2)	10(9.6)	10(9.6)	11(8.6)	11(7.3)	11(8.1)	9(9.2)		5.70
		Sectional time (s)	13.18	15.13	14.42	14.35	15.37	15.61	14.87	14.65	14.64	14.42		
		Cumulative time (s)	146.64	133.46	118.33	103.91	89.56	74.19	58.58	43.71	29.06	14.42	2:26.64	
		Speed (m/s)	13.66	13.22	13.87	13.94	13.01	12.81	13.45	13.65	13.66	13.87	13.50	
		Stride length (m)	6.07	5.96	6.20	6.35	6.03	5.89	6.09	6.17	6.15	6.27	6.12	
		Stride duration (s)	0.438	0.451	0.447	0.456	0.463	0.460	0.453	0.452	0.450	0.452	0.453	
		Stride efficiency (%)	57.63	55.57	60.01	63.05	56.78	54.24	58.05	59.48	59.06	61.51	58.46	
		Stride count	29.64	33.54	32.27	31.49	33.18	33.95	32.81	32.42	32.53	31.88	323.71	

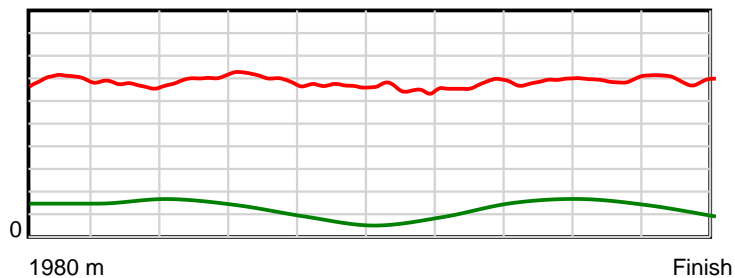
10 m Stride length



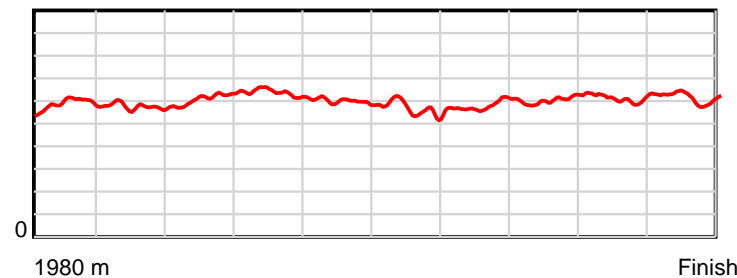
0.6 s Stride duration



20 m/sec Speed



100 % Stride efficiency



Note: Horizontal distance axis grid lines are 200m furlongs.

Disclaimer.

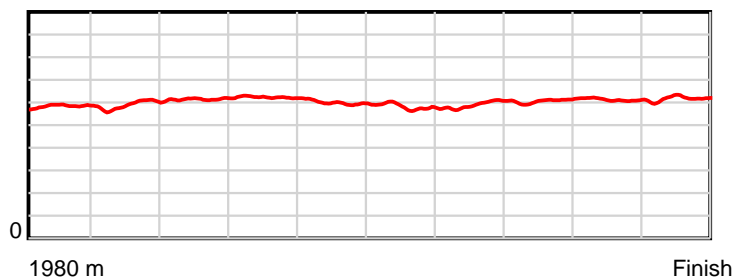
HRNZ and NZMTC and Thoroughbred Ratings Pty Ltd accepts no responsibility for the completeness or accuracy of any of the information contained herein, and makes no representations about its suitability for any particular purpose. Users should make their own judgements about those matters and/or seek independent advice. You assume all risks associated with use of the data provided on this page.

Race Results

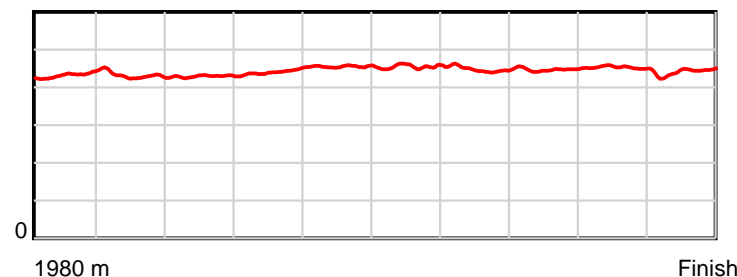
January 31, 2025, Race 3, SBSR BRAEVIEW LTD / CHELSEA FAITHFUL MOBILE PACE, Distance 1980m, Addington - Survey 1980m

Result	TAB no.	Horse (Barrier)	1980 to	1800m to	1600m to	1400m to	1200m to	1000m to	800m to	600m to	400m to	200m to	Total or	Margin
9th	14	Touch N Go (11)	1800m	1600m	1400m	1200m	1000m	800m	600m	400m	200m	WP	Average	
		Position in running (margin)	-	11(8.6)	9(12.8)	8(11.3)	7(7.4)	7(7.5)	9(7.2)	10(7.2)	10(7.9)	10(10.3)		5.90
		Sectional time (s)	14.05	14.60	14.01	14.15	15.38	15.72	15.09	14.64	14.85	14.19		
		Cumulative time (s)	146.68	132.63	118.03	104.02	89.87	74.49	58.77	43.68	29.04	14.19	2:26.68	
		Speed (m/s)	12.81	13.70	14.28	14.13	13.00	12.72	13.25	13.66	13.47	14.09	13.50	
		Stride length (m)	5.77	5.91	6.13	6.24	5.92	5.78	5.94	6.11	6.10	6.22	6.01	
		Stride duration (s)	0.433	0.432	0.429	0.441	0.455	0.455	0.448	0.447	0.453	0.441	0.445	
		Stride efficiency (%)	52.09	54.57	58.73	60.79	54.71	52.28	55.06	58.41	58.09	60.43	56.44	
		Stride count	31.18	33.84	32.62	32.07	33.80	34.58	33.69	32.71	32.80	32.16	329.45	

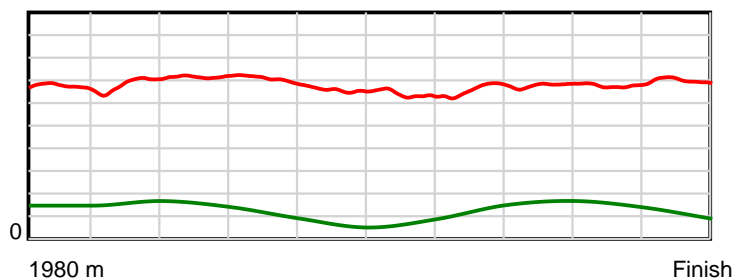
10 m Stride length



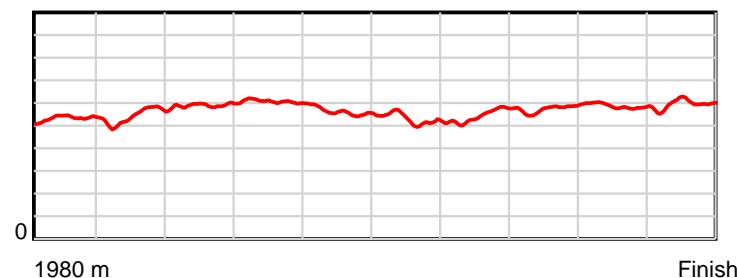
0.6 s Stride duration



20 m/sec Speed



100 % Stride efficiency



Note: Horizontal distance axis grid lines are 200m furlongs.

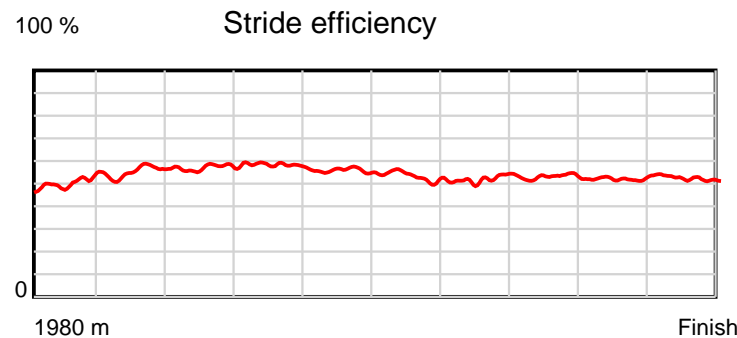
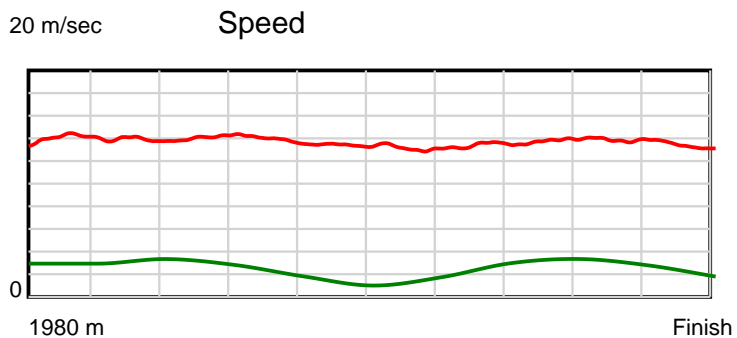
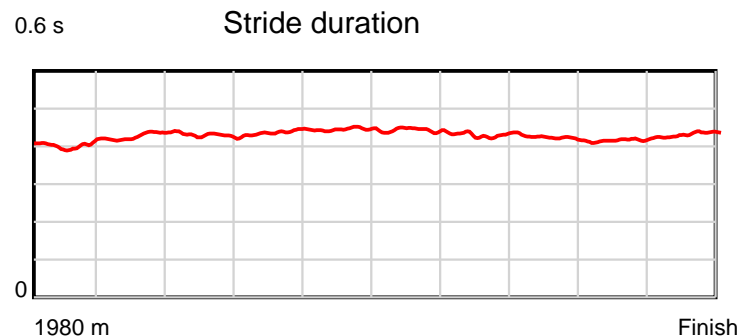
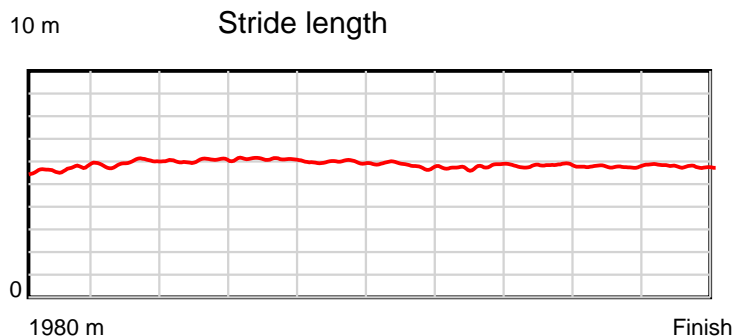
Disclaimer.

HRNZ and NZMTC and Thoroughbred Ratings Pty Ltd accepts no responsibility for the completeness or accuracy of any of the information contained herein, and makes no representations about its suitability for any particular purpose. Users should make their own judgements about those matters and/or seek independent advice. You assume all risks associated with use of the data provided on this page.

Race Results

January 31, 2025, Race 3, SBSR BRAEVIEW LTD / CHELSEA FAITHFUL MOBILE PACE, Distance 1980m, Addington - Survey 1980m

Result	TAB no.	Horse (Barrier)	1980 to	1800m to	1600m to	1400m to	1200m to	1000m to	800m to	600m to	400m to	200m to	Total or	Margin
10th	3	Spirited Lou (3)	1800m	1600m	1400m	1200m	1000m	800m	600m	400m	200m	WP	Average	
		Position in running (margin)	-	5(3.4)	6(7.8)	6(8.7)	6(6.1)	6(6.3)	6(5.0)	6(4.1)	6(4.8)	6(6.2)		6.10
		Sectional time (s)	13.17	14.64	14.42	14.35	15.40	15.57	14.94	14.62	14.69	14.91		
		Cumulative time (s)	146.71	133.54	118.90	104.48	90.13	74.73	59.16	44.22	29.60	14.91	2:26.71	
		Speed (m/s)	13.67	13.66	13.87	13.94	12.99	12.85	13.39	13.68	13.61	13.41	13.50	
		Stride length (m)	5.64	5.83	5.97	6.10	5.78	5.68	5.77	5.78	5.67	5.80	5.80	
		Stride duration (s)	0.403	0.427	0.430	0.438	0.445	0.442	0.431	0.422	0.416	0.432	0.430	
		Stride efficiency (%)	49.67	53.16	55.62	58.12	52.16	50.45	51.97	52.13	50.19	52.52	52.54	
		Stride count	31.93	34.29	33.52	32.80	34.62	35.20	34.68	34.63	35.29	34.50	341.46	



Note: Horizontal distance axis grid lines are 200m furlongs.

Disclaimer.

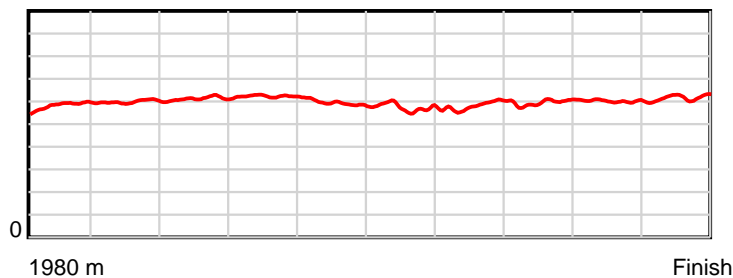
HRNZ and NZMTC and Thoroughbred Ratings Pty Ltd accepts no responsibility for the completeness or accuracy of any of the information contained herein, and makes no representations about its suitability for any particular purpose. Users should make their own judgements about those matters and/or seek independent advice. You assume all risks associated with use of the data provided on this page.

Race Results

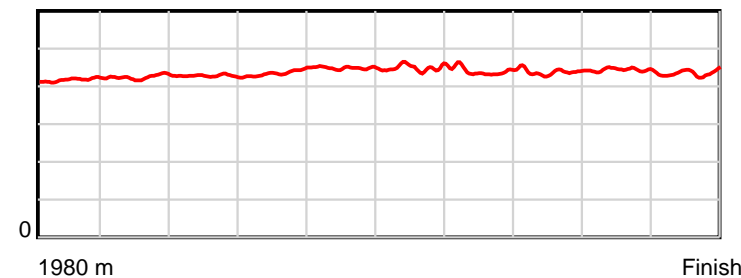
January 31, 2025, Race 3, SBSR BRAEVIEW LTD / CHELSEA FAITHFUL MOBILE PACE, Distance 1980m, Addington - Survey 1980m

Result	TAB no.	Horse (Barrier)	1980 to	1800m to	1600m to	1400m to	1200m to	1000m to	800m to	600m to	400m to	200m to	Total or	Margin
11th	1	Courage Reacto... (1)	1800m	1600m	1400m	1200m	1000m	800m	600m	400m	200m	WP	Average	
		Position in running (margin)	-	12(14.6)	12(15.9)	10(14.2)	9(9.2)	9(9.3)	12(9.1)	12(9.1)	12(9.8)	12(11.7)		6.60
		Sectional time (s)	14.86	14.12	13.98	13.96	15.37	15.74	15.10	14.64	14.76	14.27		
		Cumulative time (s)	146.80	131.94	117.82	103.84	89.88	74.51	58.77	43.67	29.03	14.27	2:26.80	
		Speed (m/s)	12.11	14.16	14.31	14.33	13.01	12.71	13.25	13.66	13.55	14.02	13.49	
		Stride length (m)	5.81	6.02	6.11	6.25	5.83	5.70	5.83	5.99	6.01	6.12	5.96	
		Stride duration (s)	0.417	0.425	0.427	0.436	0.448	0.449	0.440	0.438	0.443	0.436	0.442	
		Stride efficiency (%)	52.67	56.68	58.36	61.00	53.13	50.85	53.17	56.04	56.39	58.46	55.58	
		Stride count	31.00	33.21	32.73	32.01	34.30	35.06	34.29	33.40	33.29	32.70	331.99	

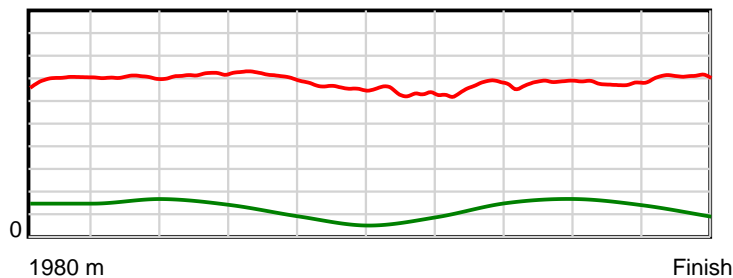
10 m Stride length



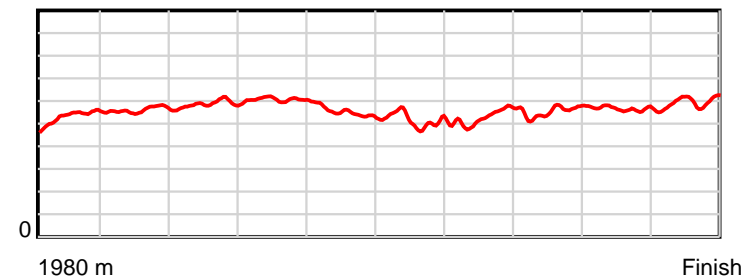
0.6 s Stride duration



20 m/sec Speed



100 % Stride efficiency



Note: Horizontal distance axis grid lines are 200m furlongs.

Disclaimer.

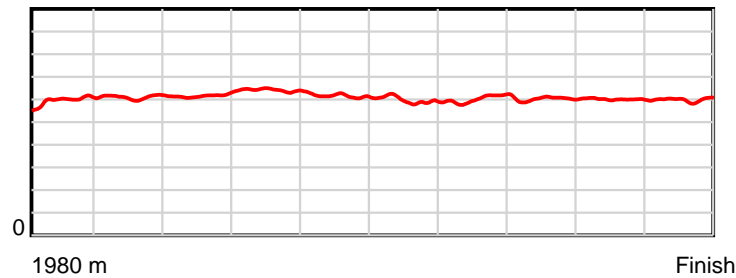
HRNZ and NZMTC and Thoroughbred Ratings Pty Ltd accepts no responsibility for the completeness or accuracy of any of the information contained herein, and makes no representations about its suitability for any particular purpose. Users should make their own judgements about those matters and/or seek independent advice. You assume all risks associated with use of the data provided on this page.

Race Results

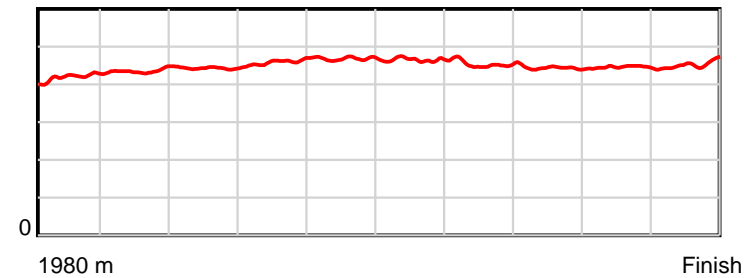
January 31, 2025, Race 3, SBSR BRAEVIEW LTD / CHELSEA FAITHFUL MOBILE PACE, Distance 1980m, Addington - Survey 1980m

Result	TAB no.	Horse (Barrier)	1980 to	1800m to	1600m to	1400m to	1200m to	1000m to	800m to	600m to	400m to	200m to	Total or	Margin
12th	10	Fergalicious (7)	1800m	1600m	1400m	1200m	1000m	800m	600m	400m	200m	WP	Average	
		Position in running (margin)	-	7(4.9)	5(6.7)	5(7.6)	5(5.0)	5(6.0)	7(5.6)	8(5.7)	9(7.2)	8(9.2)		9.40
		Sectional time (s)	13.28	14.20	14.42	14.36	15.52	15.71	15.11	14.76	14.79	15.17		
		Cumulative time (s)	147.32	134.04	119.84	105.42	91.06	75.54	59.83	44.72	29.96	15.17	2:27.32	
		Speed (m/s)	13.55	14.08	13.87	13.93	12.89	12.73	13.24	13.55	13.52	13.18	13.44	
		Stride length (m)	5.91	6.14	6.14	6.39	6.03	5.92	6.01	6.00	6.02	5.97	6.05	
		Stride duration (s)	0.421	0.436	0.443	0.459	0.468	0.465	0.454	0.443	0.445	0.453	0.450	
		Stride efficiency (%)	54.64	58.90	58.99	63.76	56.85	54.70	56.46	56.28	56.66	55.77	57.24	
		Stride count	30.44	32.58	32.55	31.31	33.16	33.81	33.27	33.33	33.22	33.48	327.15	

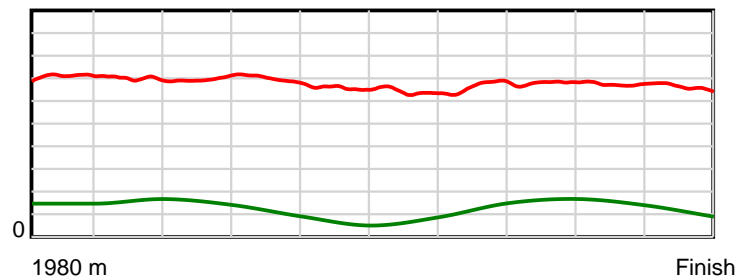
10 m Stride length



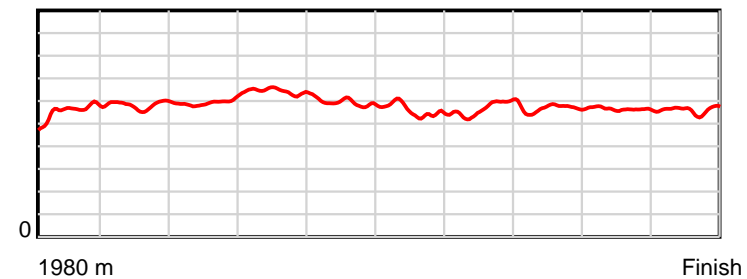
0.6 s Stride duration



20 m/sec Speed



100 % Stride efficiency



Note: Horizontal distance axis grid lines are 200m furlongs.

Disclaimer.

HRNZ and NZMTC and Thoroughbred Ratings Pty Ltd accepts no responsibility for the completeness or accuracy of any of the information contained herein, and makes no representations about its suitability for any particular purpose. Users should make their own judgements about those matters and/or seek independent advice. You assume all risks associated with use of the data provided on this page.

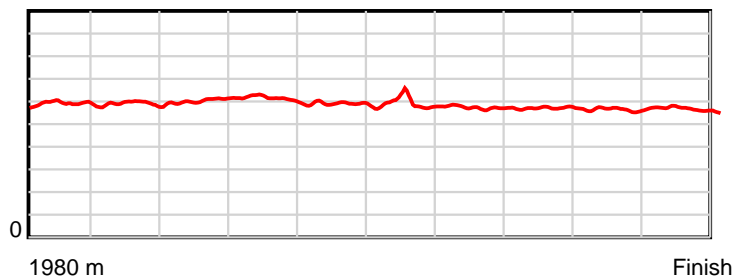


Race Results

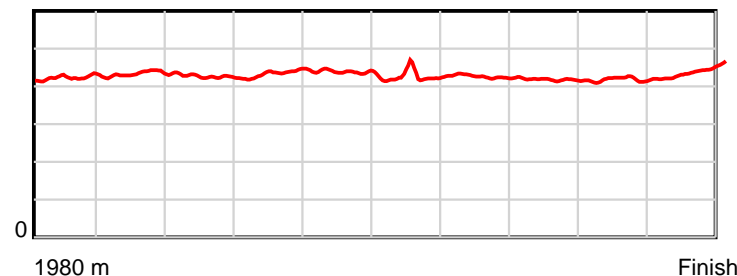
January 31, 2025, Race 3, SBSR BRAEVIEW LTD / CHELSEA FAITHFUL MOBILE PACE, Distance 1980m, Addington - Survey 1980m

Result	TAB no.	Horse (Barrier)	1980 to	1800m to	1600m to	1400m to	1200m to	1000m to	800m to	600m to	400m to	200m to	Total or	Margin
13th	12	Millwood Godde... (9)	1800m	1600m	1400m	1200m	1000m	800m	600m	400m	200m	WP	Average	
		Position in running (margin)	-	9(7.2)	10(13.5)	11(14.8)	11(11.7)	12(12.1)	8(6.4)	7(4.6)	7(6.4)	11(10.6)		13.10
		Sectional time (s)	13.65	14.95	14.48	14.27	15.43	14.83	14.79	14.82	15.14	15.64		
		Cumulative time (s)	148.00	134.35	119.40	104.92	90.65	75.22	60.39	45.60	30.78	15.64	2:28.00	
		Speed (m/s)	13.19	13.38	13.81	14.02	12.96	13.49	13.52	13.50	13.21	12.79	13.38	
		Stride length (m)	5.81	5.79	5.89	6.09	5.67	5.71	5.76	5.63	5.52	5.64	5.75	
		Stride duration (s)	0.424	0.433	0.427	0.435	0.438	0.423	0.426	0.417	0.418	0.441	0.430	
		Stride efficiency (%)	52.71	52.39	54.29	58.05	50.28	50.92	51.89	49.60	47.68	49.74	51.64	
		Stride count	30.99	34.54	33.93	32.81	35.26	35.04	34.71	35.50	36.21	35.45	344.44	

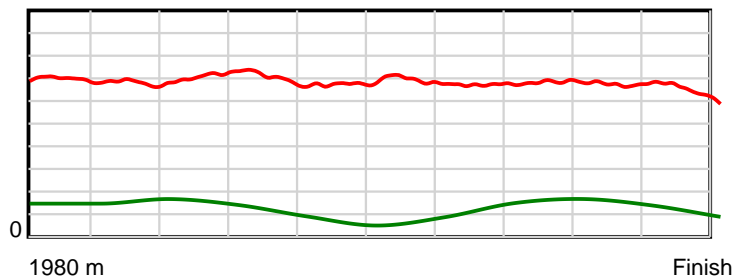
10 m Stride length



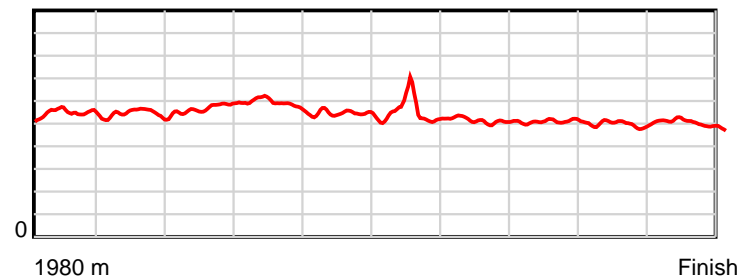
0.6 s Stride duration



20 m/sec Speed



100 % Stride efficiency



Note: Horizontal distance axis grid lines are 200m furlongs.

Disclaimer.

HRNZ and NZMTC and Thoroughbred Ratings Pty Ltd accepts no responsibility for the completeness or accuracy of any of the information contained herein, and makes no representations about its suitability for any particular purpose. Users should make their own judgements about those matters and/or seek independent advice. You assume all risks associated with use of the data provided on this page.