



Race Results

NZ Metropolitan Trotting Club Inc, HRNZ, February 20, 2025

Compilation date: February 20, 2025, 7:53:56 PM (NZDT)

Copyright © 2025 HRNZ and NZMTC. All rights reserved.

Trademarks.

StrideMASTER is a registered trademark of Thoroughbred Ratings Pty Ltd.

Disclaimer.

HRNZ and NZMTC and Thoroughbred Ratings Pty Ltd accepts no responsibility for the completeness or accuracy of any of the information contained herein, and makes no representations about its suitability for any particular purpose. Users should make their own judgements about those matters and/or seek independent advice. You assume all risks associated with use of the data provided on this page.



Race Results



February 20, 2025, Race 6, THE PENINSULAR BEACHFRONT RESORT - MOOLOOLABA HANDICAP PACE, Distance 2600m, Addington - Survey 3200m

Result	TAB no.	Horse (Barrier)	2600 to	2400m to
1st	5	Franco Marek (0)	2400m	2200m
		Position in running (margin)	-	3(2.0)
		Sectional time (s)	16.84	15.17
		Cumulative time (s)	197.25	180.41
		Speed (m/s)	11.88	13.18
		Stride length (m)	5.75	6.09
		Stride duration (s)	0.445	0.462
		Stride efficiency (%)	51.69	57.96
		Stride count	34.77	32.84

Disclaimer.

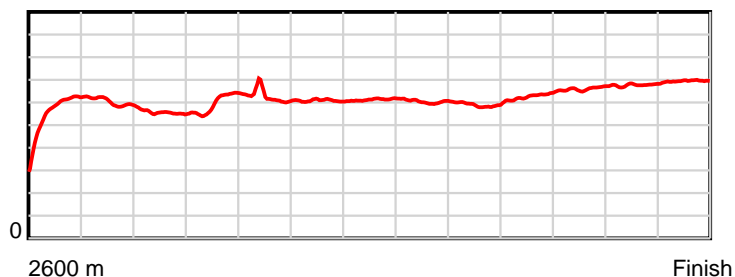
HRNZ and NZMTC and Thoroughbred Ratings Pty Ltd accepts no responsibility for the completeness or accuracy of any of the information contained herein, and makes no representations about its suitability for any particular purpose. Users should make their own judgements about those matters and/or seek independent advice. You assume all risks associated with use of the data provided on this page.

Race Results

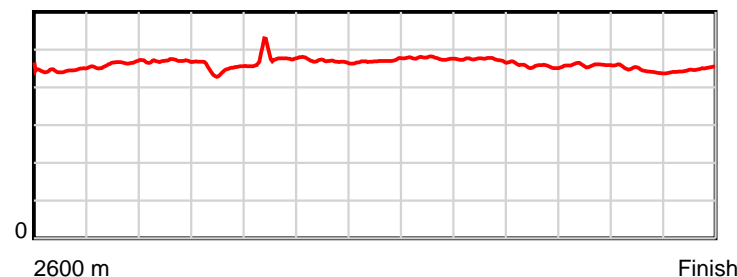
February 20, 2025, Race 6, THE PENINSULAR BEACHFRONT RESORT - MOOLOOLABA HANDICAP PACE, Distance 2600m, Addington - Survey 3200m

Result	TAB no.	Horse (Barrier)	2200m to	2000m to	1800m to	1600m to	1400m to	1200m to	1000m to	800m to	600m to	400m to	200m to	Total or	Margin
1st	5	Franco Marek (0)	2000m	1800m	1600m	1400m	1200m	1000m	800m	600m	400m	200m	WP	Average	
		Position in running (margin)	3(3.9)	3(3.9)	1(0.0)	1(0.0)	1(0.0)	1(0.0)	1(0.0)	1(0.0)	1(0.0)	1(0.0)	1(0.0)		0.00
		Sectional time (s)	16.86	15.18	15.53	15.62	15.42	15.68	16.01	14.66	14.16	13.24	12.88		
		Cumulative time (s)	165.24	148.38	133.20	117.67	102.05	86.63	70.95	54.94	40.28	26.12	12.88	3:17.25	
		Speed (m/s)	11.86	13.18	12.88	12.80	12.97	12.76	12.49	13.64	14.12	15.11	15.53	13.18	
		Stride length (m)	5.57	5.95	6.11	6.02	6.10	6.09	5.92	6.24	6.48	6.74	6.95	6.13	
		Stride duration (s)	0.470	0.452	0.475	0.470	0.470	0.477	0.474	0.457	0.459	0.446	0.447	0.465	
		Stride efficiency (%)	48.55	55.32	58.38	56.61	58.05	57.94	54.84	60.77	65.61	71.06	75.40	58.80	
		Stride count	35.88	33.62	32.72	33.23	32.81	32.84	33.76	32.07	30.87	29.66	28.79	423.86	

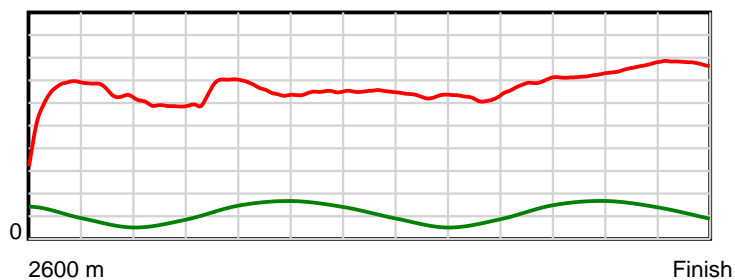
10 m Stride length



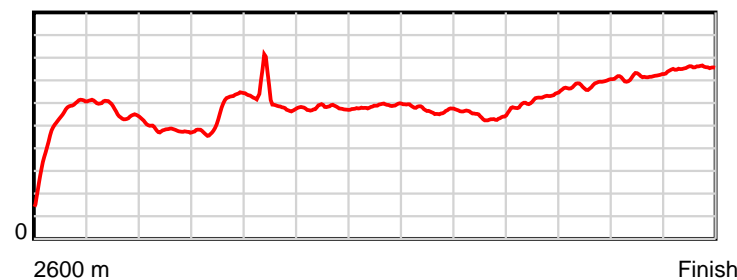
0.6 s Stride duration



20 m/sec Speed



100 % Stride efficiency



Note: Horizontal distance axis grid lines are 200m furlongs.

Disclaimer.

HRNZ and NZMTC and Thoroughbred Ratings Pty Ltd accepts no responsibility for the completeness or accuracy of any of the information contained herein, and makes no representations about its suitability for any particular purpose. Users should make their own judgements about those matters and/or seek independent advice. You assume all risks associated with use of the data provided on this page.



Race Results



February 20, 2025, Race 6, THE PENINSULAR BEACHFRONT RESORT - MOOLOOLABA HANDICAP PACE, Distance 2600m, Addington - Survey 3200m

Result	TAB no.	Horse (Barrier)	2600 to	2400m to
2nd	3	Vessem (4)	2400m	2200m
		Position in running (margin)	-	1(0.0)
		Sectional time (s)	16.51	14.86
		Cumulative time (s)	197.27	180.76
		Speed (m/s)	12.11	13.46
		Stride length (m)	5.56	6.09
		Stride duration (s)	0.443	0.453
		Stride efficiency (%)	48.29	58.01
		Stride count	35.98	32.83

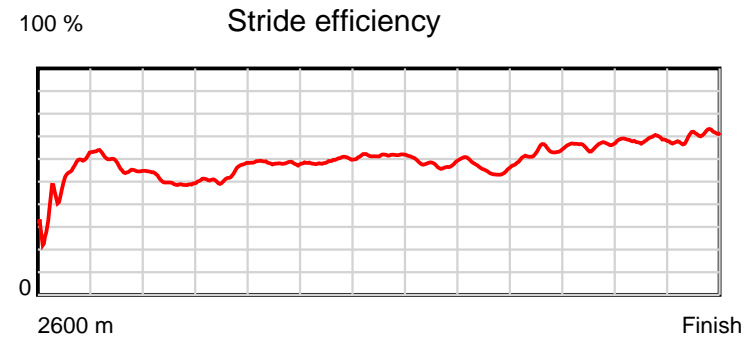
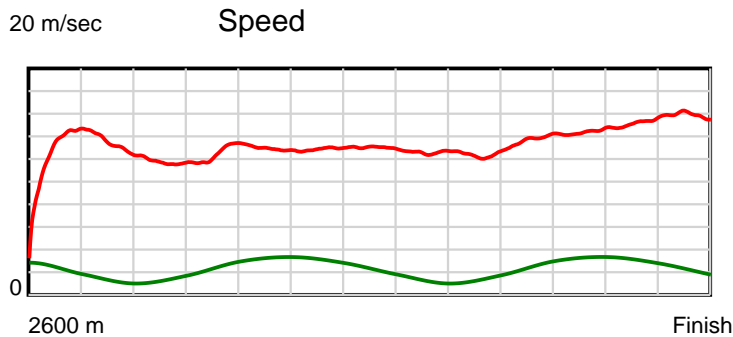
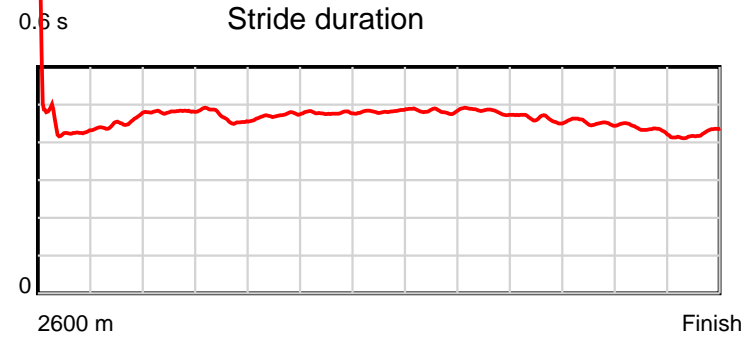
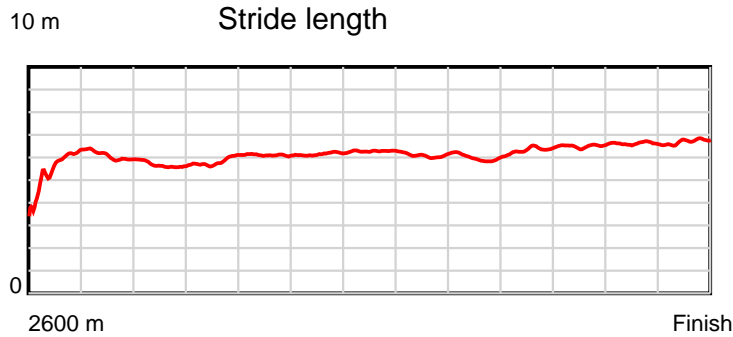
Disclaimer.

HRNZ and NZMTC and Thoroughbred Ratings Pty Ltd accepts no responsibility for the completeness or accuracy of any of the information contained herein, and makes no representations about its suitability for any particular purpose. Users should make their own judgements about those matters and/or seek independent advice. You assume all risks associated with use of the data provided on this page.

Race Results

February 20, 2025, Race 6, THE PENINSULAR BEACHFRONT RESORT - MOOLOOLABA HANDICAP PACE, Distance 2600m, Addington - Survey 3200m

Result	TAB no.	Horse (Barrier)	2200m to	2000m to	1800m to	1600m to	1400m to	1200m to	1000m to	800m to	600m to	400m to	200m to	Total or	Margin
2nd	3	Vessem (4)	2000m	1800m	1600m	1400m	1200m	1000m	800m	600m	400m	200m	WP	Average	
		Position in running (margin)	1(0.0)	1(0.0)	2(1.3)	2(2.2)	2(2.1)	2(1.9)	2(2.4)	2(1.8)	2(1.8)	2(1.8)	2(1.8)		0.50
		Sectional time (s)	16.86	16.05	15.68	15.60	15.39	15.71	16.05	14.57	14.16	13.23	12.60		
		Cumulative time (s)	165.90	149.04	132.99	117.31	101.71	86.32	70.61	54.56	39.99	25.83	12.60	3:17.27	
		Speed (m/s)	11.86	12.46	12.76	12.82	13.00	12.73	12.46	13.73	14.12	15.12	15.87	13.18	
		Stride length (m)	5.71	5.84	6.01	6.13	6.27	6.15	6.02	6.35	6.39	6.58	6.72	6.12	
		Stride duration (s)	0.481	0.469	0.471	0.478	0.483	0.483	0.483	0.463	0.452	0.435	0.423	0.465	
		Stride efficiency (%)	50.90	53.35	56.37	58.70	61.44	59.10	56.54	63.07	63.85	67.73	70.50	58.59	
		Stride count	35.04	34.23	33.30	32.63	31.90	32.52	33.25	31.48	31.29	30.38	29.78	424.61	



Note: Horizontal distance axis grid lines are 200m furlongs.

Disclaimer.

HRNZ and NZMTC and Thoroughbred Ratings Pty Ltd accepts no responsibility for the completeness or accuracy of any of the information contained herein, and makes no representations about its suitability for any particular purpose. Users should make their own judgements about those matters and/or seek independent advice. You assume all risks associated with use of the data provided on this page.



Race Results



February 20, 2025, Race 6, THE PENINSULAR BEACHFRONT RESORT - MOOLOOLABA HANDICAP PACE, Distance 2600m, Addington - Survey 3200m

Result	TAB no.	Horse (Barrier)	2600 to	2400m to
3rd	2	Built For Glor... (3)	2400m	2200m
		Position in running (margin)	-	5(14.9)
		Sectional time (s)	18.77	14.13
		Cumulative time (s)	198.02	179.25
		Speed (m/s)	10.66	14.15
		Stride length (m)	4.70	6.83
		Stride duration (s)	0.434	0.482
		Stride efficiency (%)	34.58	72.86
		Stride count	42.51	29.29

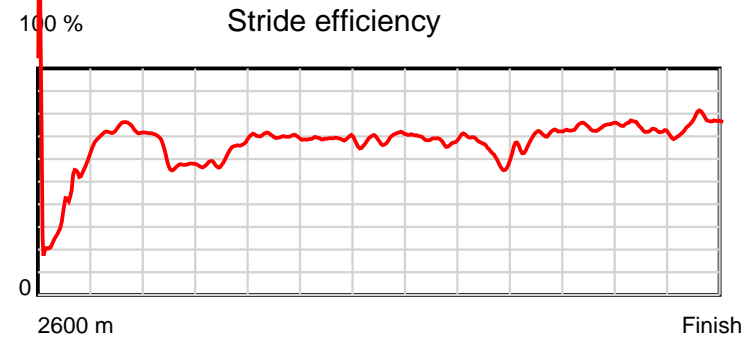
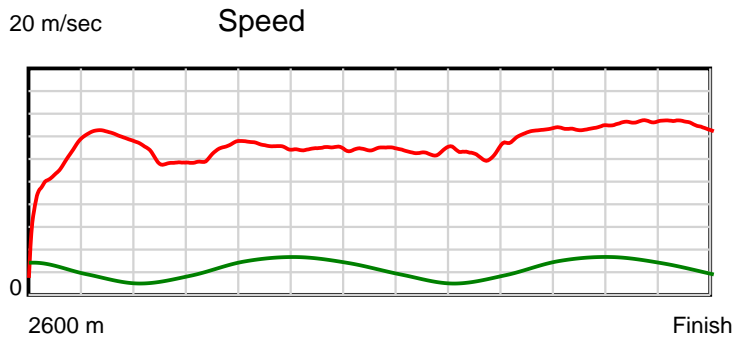
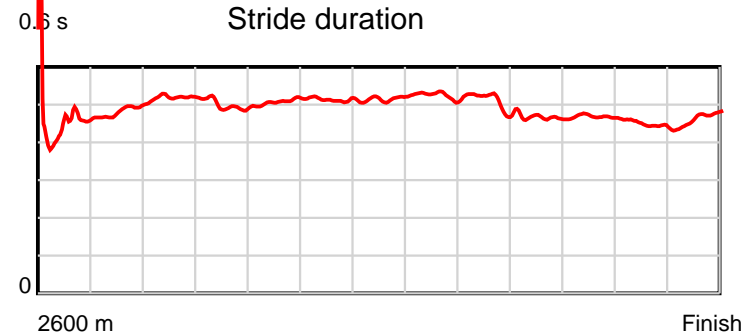
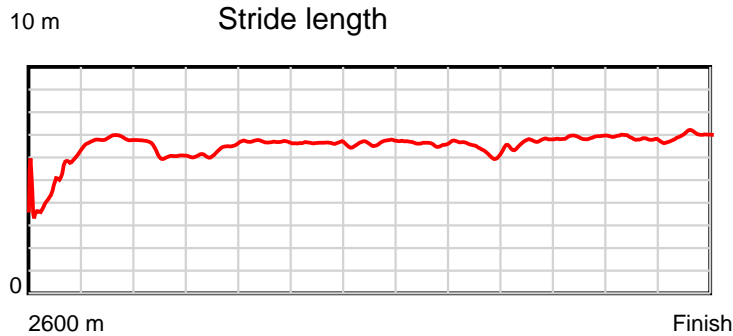
Disclaimer.

HRNZ and NZMTC and Thoroughbred Ratings Pty Ltd accepts no responsibility for the completeness or accuracy of any of the information contained herein, and makes no representations about its suitability for any particular purpose. Users should make their own judgements about those matters and/or seek independent advice. You assume all risks associated with use of the data provided on this page.

Race Results

February 20, 2025, Race 6, THE PENINSULAR BEACHFRONT RESORT - MOOLOOLABA HANDICAP PACE, Distance 2600m, Addington - Survey 3200m

Result	TAB no.	Horse (Barrier)	2200m to	2000m to	1800m to	1600m to	1400m to	1200m to	1000m to	800m to	600m to	400m to	200m to	Total or	Margin
3rd	2	Built For Glor... (3)	2000m	1800m	1600m	1400m	1200m	1000m	800m	600m	400m	200m	WP	Average	
		Position in running (margin)	5(10.5)	5(9.3)	5(8.7)	5(9.4)	5(8.8)	5(8.1)	5(8.2)	5(7.4)	3(2.5)	3(2.5)	3(2.6)		4.10
		Sectional time (s)	16.66	15.73	15.65	15.52	15.30	15.71	15.87	13.85	14.16	13.26	13.41		
		Cumulative time (s)	165.12	148.46	132.73	117.08	101.56	86.26	70.55	54.68	40.83	26.67	13.41	3:18.02	
		Speed (m/s)	12.00	12.71	12.78	12.89	13.07	12.73	12.60	14.44	14.12	15.08	14.91	13.13	
		Stride length (m)	6.23	6.35	6.49	6.61	6.74	6.67	6.42	6.73	6.60	6.74	6.97	6.41	
		Stride duration (s)	0.519	0.499	0.508	0.513	0.515	0.524	0.509	0.466	0.468	0.447	0.467	0.488	
		Stride efficiency (%)	60.68	63.02	65.74	68.36	70.99	69.56	64.35	70.81	68.17	70.96	75.89	64.20	
		Stride count	32.10	31.49	30.83	30.24	29.67	29.98	31.17	29.71	30.28	29.68	28.70	405.65	



Note: Horizontal distance axis grid lines are 200m furlongs.

Disclaimer.

HRNZ and NZMTC and Thoroughbred Ratings Pty Ltd accepts no responsibility for the completeness or accuracy of any of the information contained herein, and makes no representations about its suitability for any particular purpose. Users should make their own judgements about those matters and/or seek independent advice. You assume all risks associated with use of the data provided on this page.



Race Results



February 20, 2025, Race 6, THE PENINSULAR BEACHFRONT RESORT - MOOLOOLABA HANDICAP PACE, Distance 2600m, Addington - Survey 3200m

Result	TAB no.	Horse (Barrier)	2600 to	2400m to
4th	6	One Change (1)	2400m	2200m
		Position in running (margin)	-	4(5.3)
		Sectional time (s)	17.38	15.18
		Cumulative time (s)	198.07	180.69
		Speed (m/s)	11.51	13.18
		Stride length (m)	6.40	6.54
		Stride duration (s)	0.461	0.496
		Stride efficiency (%)	64.01	66.75
		Stride count	31.25	30.60

Disclaimer.

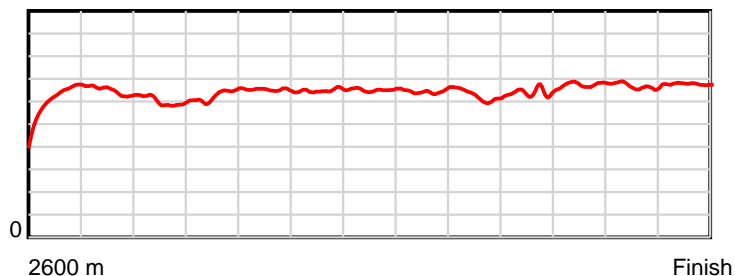
HRNZ and NZMTC and Thoroughbred Ratings Pty Ltd accepts no responsibility for the completeness or accuracy of any of the information contained herein, and makes no representations about its suitability for any particular purpose. Users should make their own judgements about those matters and/or seek independent advice. You assume all risks associated with use of the data provided on this page.

Race Results

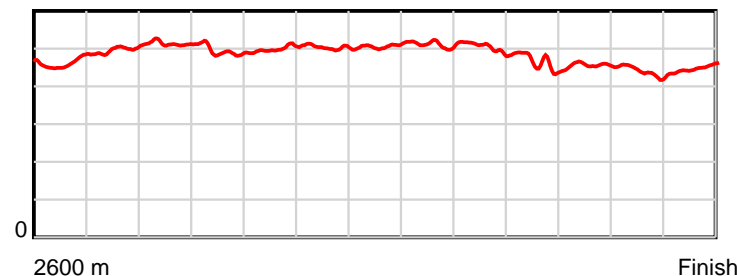
February 20, 2025, Race 6, THE PENINSULAR BEACHFRONT RESORT - MOOLOOLABA HANDICAP PACE, Distance 2600m, Addington - Survey 3200m

Result	TAB no.	Horse (Barrier)	2200m to	2000m to	1800m to	1600m to	1400m to	1200m to	1000m to	800m to	600m to	400m to	200m to	Total or	Margin
4th	6	One Change (1)	2000m	1800m	1600m	1400m	1200m	1000m	800m	600m	400m	200m	WP	Average	
		Position in running (margin)	4(7.2)	4(6.7)	4(6.2)	4(7.4)	4(6.6)	4(5.8)	4(6.2)	4(6.6)	5(4.9)	4(3.5)	4(3.4)		4.40
		Sectional time (s)	16.77	15.74	15.72	15.48	15.29	15.75	16.07	14.39	13.92	13.23	13.15		
		Cumulative time (s)	165.51	148.74	133.00	117.28	101.80	86.51	70.76	54.69	40.30	26.38	13.15	3:18.07	
		Speed (m/s)	11.93	12.71	12.72	12.92	13.08	12.70	12.45	13.90	14.37	15.12	15.21	13.13	
		Stride length (m)	6.12	6.29	6.34	6.50	6.62	6.49	6.27	6.47	6.55	6.63	6.82	6.46	
		Stride duration (s)	0.513	0.495	0.498	0.503	0.506	0.511	0.504	0.465	0.456	0.439	0.448	0.492	
		Stride efficiency (%)	58.51	61.80	62.81	66.05	68.54	65.81	61.43	65.39	67.03	68.79	72.65	65.20	
		Stride count	32.69	31.80	31.55	30.76	30.20	30.82	31.90	30.92	30.54	30.14	29.33	402.50	

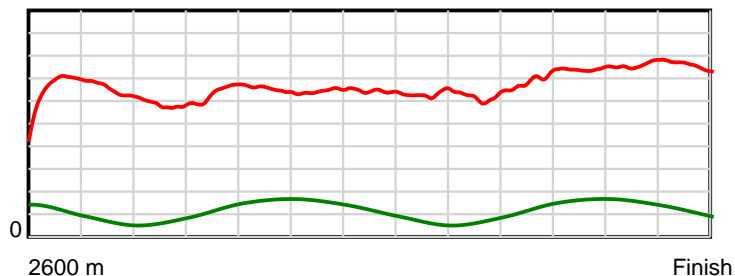
10 m Stride length



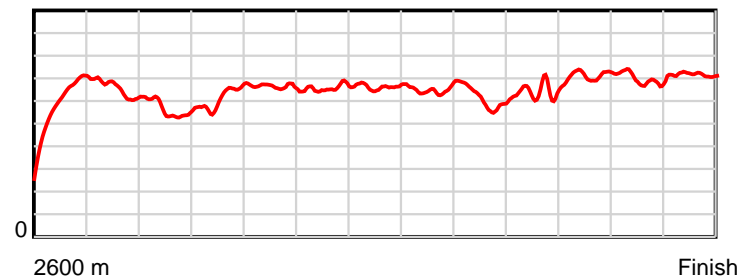
0.6 s Stride duration



20 m/sec Speed



100 % Stride efficiency



Note: Horizontal distance axis grid lines are 200m furlongs.

Disclaimer.

HRNZ and NZMTC and Thoroughbred Ratings Pty Ltd accepts no responsibility for the completeness or accuracy of any of the information contained herein, and makes no representations about its suitability for any particular purpose. Users should make their own judgements about those matters and/or seek independent advice. You assume all risks associated with use of the data provided on this page.



Race Results



February 20, 2025, Race 6, THE PENINSULAR BEACHFRONT RESORT - MOOLOOLABA HANDICAP PACE, Distance 2600m, Addington - Survey 3200m

Result	TAB no.	Horse (Barrier)	2600 to	2400m to
5th	1	Commander Ben (2)	2400m	2200m
		Position in running (margin)	-	2(0.1)
		Sectional time (s)	16.35	15.17
		Cumulative time (s)	198.16	181.81
		Speed (m/s)	12.23	13.18
		Stride length (m)	5.08	5.73
		Stride duration (s)	0.416	0.435
		Stride efficiency (%)	40.30	51.37
		Stride count	39.38	34.88

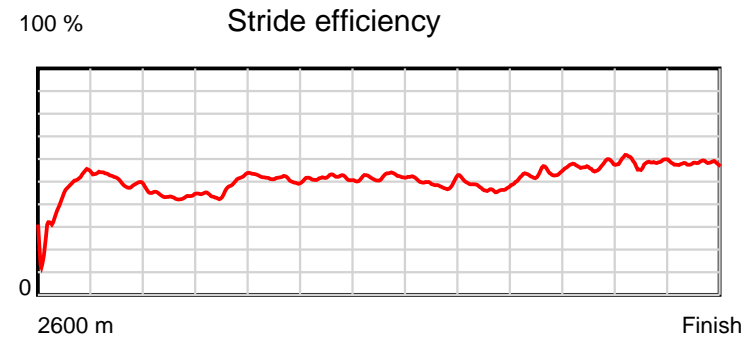
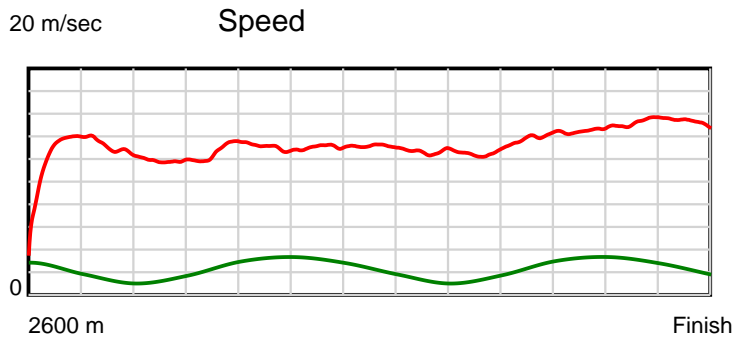
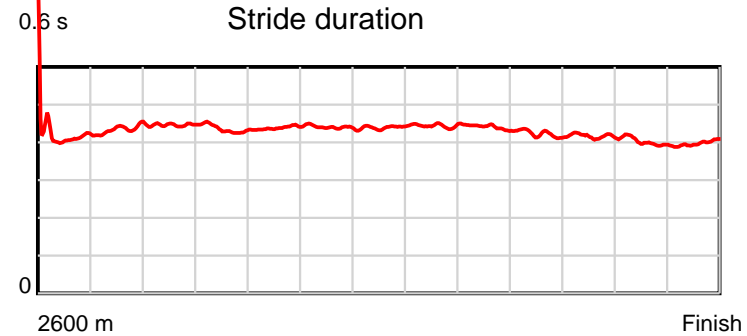
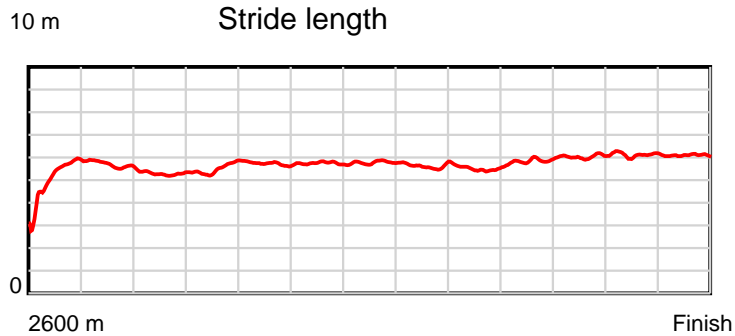
Disclaimer.

HRNZ and NZMTC and Thoroughbred Ratings Pty Ltd accepts no responsibility for the completeness or accuracy of any of the information contained herein, and makes no representations about its suitability for any particular purpose. Users should make their own judgements about those matters and/or seek independent advice. You assume all risks associated with use of the data provided on this page.

Race Results

February 20, 2025, Race 6, THE PENINSULAR BEACHFRONT RESORT - MOOLOOLABA HANDICAP PACE, Distance 2600m, Addington - Survey 3200m

Result	TAB no.	Horse (Barrier)	2200m to	2000m to	1800m to	1600m to	1400m to	1200m to	1000m to	800m to	600m to	400m to	200m to	Total or	Margin
5th	1	Commander Ben (2)	2000m	1800m	1600m	1400m	1200m	1000m	800m	600m	400m	200m	WP	Average	
		Position in running (margin)	2(2.0)	2(2.0)	3(3.2)	3(4.8)	3(4.8)	3(3.9)	3(4.5)	3(4.5)	4(3.5)	5(4.2)	5(4.1)		4.90
		Sectional time (s)	16.86	16.02	15.80	15.61	15.28	15.77	16.01	14.49	14.29	13.21	13.30		
		Cumulative time (s)	166.64	149.78	133.76	117.96	102.35	87.07	71.30	55.29	40.80	26.51	13.30	3:18.16	
		Speed (m/s)	11.86	12.48	12.66	12.81	13.09	12.68	12.49	13.80	14.00	15.14	15.04	13.12	
		Stride length (m)	5.29	5.45	5.54	5.64	5.75	5.64	5.50	5.84	5.83	6.07	6.00	5.63	
		Stride duration (s)	0.446	0.437	0.438	0.440	0.439	0.444	0.440	0.423	0.416	0.401	0.399	0.429	
		Stride efficiency (%)	43.71	46.42	48.00	49.75	51.67	49.63	47.32	53.22	53.06	57.54	56.22	49.53	
		Stride count	37.82	36.69	36.08	35.45	34.78	35.49	36.34	34.27	34.32	32.96	33.34	461.80	



Note: Horizontal distance axis grid lines are 200m furlongs.

Disclaimer.

HRNZ and NZMTC and Thoroughbred Ratings Pty Ltd accepts no responsibility for the completeness or accuracy of any of the information contained herein, and makes no representations about its suitability for any particular purpose. Users should make their own judgements about those matters and/or seek independent advice. You assume all risks associated with use of the data provided on this page.