



Race Results

NZ Metropolitan Trotting Club Inc, HRNZ, February 20, 2025

Compilation date: February 20, 2025, 8:27:19 PM (NZDT)

Copyright © 2025 HRNZ and NZMTC. All rights reserved.

Trademarks.

StrideMASTER is a registered trademark of Thoroughbred Ratings Pty Ltd.

Disclaimer.

HRNZ and NZMTC and Thoroughbred Ratings Pty Ltd accepts no responsibility for the completeness or accuracy of any of the information contained herein, and makes no representations about its suitability for any particular purpose. Users should make their own judgements about those matters and/or seek independent advice. You assume all risks associated with use of the data provided on this page.



Race Results



February 20, 2025, Race 7, ROAD METALS TROT, Distance 2600m, Addington - Survey 3200m

Result	TAB no.	Horse (Barrier)	2600 to	2400m to
1st	1	One EI (2)	2400m	2200m
		Position in running (margin)	-	4(2.0)
		Sectional time (s)	15.84	14.62
		Cumulative time (s)	199.04	183.20
		Speed (m/s)	12.62	13.68
		Stride length (m)	5.68	6.39
		Stride duration (s)	0.440	0.467
		Stride efficiency (%)	50.43	63.73
		Stride count	35.21	31.32

Disclaimer.

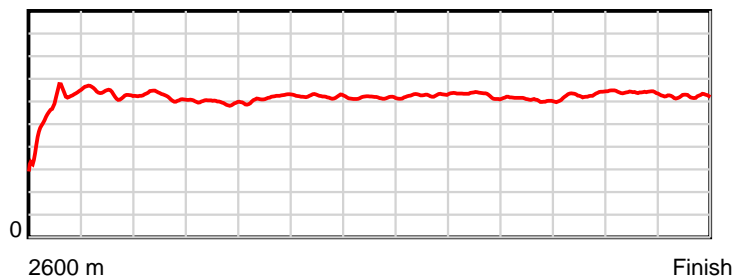
HRNZ and NZMTC and Thoroughbred Ratings Pty Ltd accepts no responsibility for the completeness or accuracy of any of the information contained herein, and makes no representations about its suitability for any particular purpose. Users should make their own judgements about those matters and/or seek independent advice. You assume all risks associated with use of the data provided on this page.

Race Results

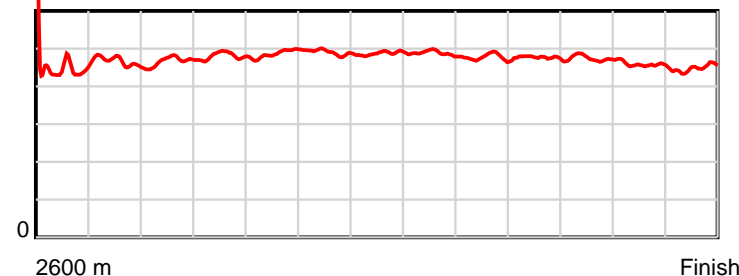
February 20, 2025, Race 7, ROAD METALS TROT, Distance 2600m, Addington - Survey 3200m

Result	TAB no.	Horse (Barrier)	2200m to	2000m to	1800m to	1600m to	1400m to	1200m to	1000m to	800m to	600m to	400m to	200m to	Total or	Margin
1st	1	One EI (2)	2000m	1800m	1600m	1400m	1200m	1000m	800m	600m	400m	200m	WP	Average	
		Position in running (margin)	3(2.4)	1(0.0)	1(0.0)	1(0.0)	1(0.0)	1(0.0)	1(0.0)	1(0.0)	1(0.0)	1(0.0)	1(0.0)		0.00
		Sectional time (s)	14.96	15.96	15.95	15.97	15.72	15.38	14.98	15.51	15.32	14.44	14.39		
		Cumulative time (s)	168.58	153.62	137.66	121.71	105.74	90.02	74.64	59.66	44.15	28.83	14.39	3:19.04	
		Speed (m/s)	13.37	12.53	12.54	12.52	12.72	13.00	13.35	12.89	13.05	13.85	13.90	13.06	
		Stride length (m)	6.23	6.02	6.10	6.14	6.20	6.35	6.36	6.14	6.19	6.34	6.22	6.18	
		Stride duration (s)	0.466	0.480	0.486	0.490	0.487	0.488	0.476	0.476	0.474	0.457	0.448	0.473	
		Stride efficiency (%)	60.74	56.63	58.09	58.86	60.03	62.94	63.19	58.93	59.96	62.72	60.54	59.60	
		Stride count	32.08	33.22	32.80	32.59	32.27	31.51	31.45	32.57	32.29	31.57	32.13	421.01	

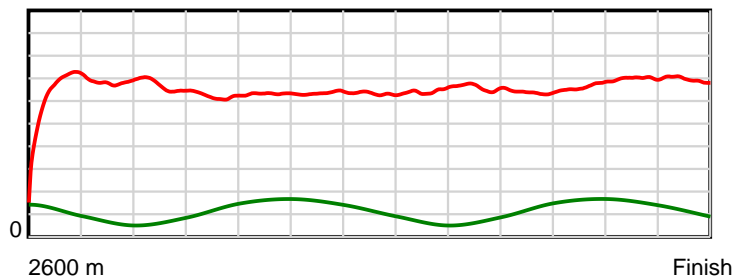
10 m Stride length



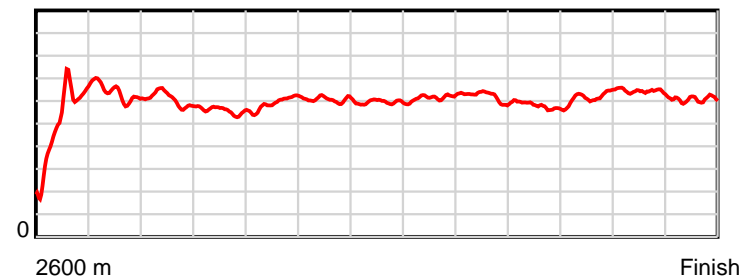
0.6 s Stride duration



20 m/sec Speed



100 % Stride efficiency



Note: Horizontal distance axis grid lines are 200m furlongs.

Disclaimer.

HRNZ and NZMTC and Thoroughbred Ratings Pty Ltd accepts no responsibility for the completeness or accuracy of any of the information contained herein, and makes no representations about its suitability for any particular purpose. Users should make their own judgements about those matters and/or seek independent advice. You assume all risks associated with use of the data provided on this page.



Race Results



February 20, 2025, Race 7, ROAD METALS TROT, Distance 2600m, Addington - Survey 3200m

Result	TAB no.	Horse (Barrier)	2600 to	2400m to
2nd	4	Sunny Louis (5)	2400m	2200m
		Position in running (margin)	-	7(8.0)
		Sectional time (s)	16.89	15.35
		Cumulative time (s)	199.05	182.16
		Speed (m/s)	11.84	13.03
		Stride length (m)	5.82	6.16
		Stride duration (s)	0.475	0.473
		Stride efficiency (%)	52.87	59.34
		Stride count	34.38	32.46

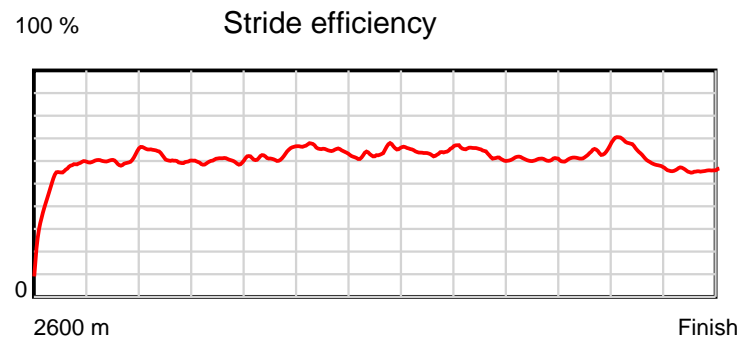
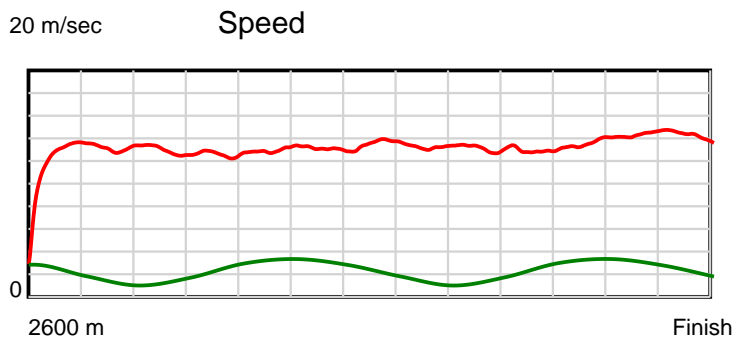
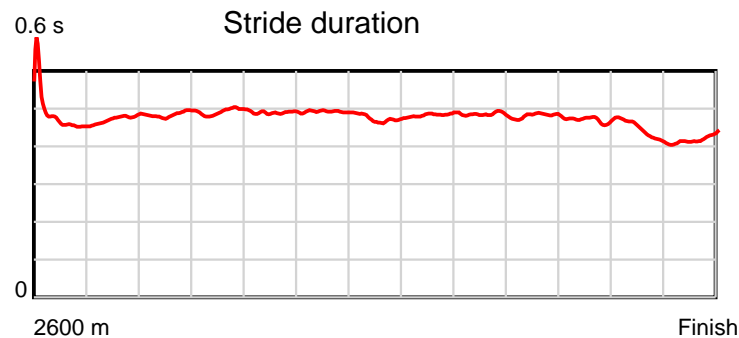
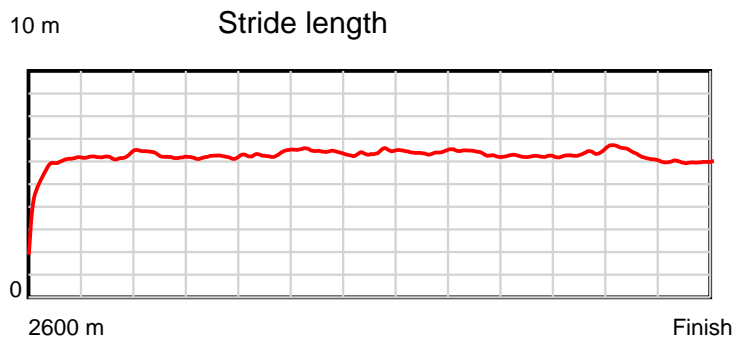
Disclaimer.

HRNZ and NZMTC and Thoroughbred Ratings Pty Ltd accepts no responsibility for the completeness or accuracy of any of the information contained herein, and makes no representations about its suitability for any particular purpose. Users should make their own judgements about those matters and/or seek independent advice. You assume all risks associated with use of the data provided on this page.

Race Results

February 20, 2025, Race 7, ROAD METALS TROT, Distance 2600m, Addington - Survey 3200m

Result	TAB no.	Horse (Barrier)	2200m to	2000m to	1800m to	1600m to	1400m to	1200m to	1000m to	800m to	600m to	400m to	200m to	Total or	Margin
2nd	4	Sunny Louis (5)	2000m	1800m	1600m	1400m	1200m	1000m	800m	600m	400m	200m	WP	Average	
		Position in running (margin)	7(12.7)	7(13.2)	7(12.6)	8(10.5)	8(9.9)	4(4.0)	4(3.4)	4(3.4)	4(3.2)	4(1.3)	4(1.7)		0.50
		Sectional time (s)	15.45	15.86	15.61	15.86	14.74	15.28	14.97	15.48	14.99	14.52	14.05		
		Cumulative time (s)	166.81	151.36	135.50	119.89	104.03	89.29	74.01	59.04	43.56	28.57	14.05	3:19.05	
		Speed (m/s)	12.94	12.61	12.81	12.61	13.57	13.09	13.36	12.92	13.34	13.77	14.23	13.06	
		Stride length (m)	6.28	6.20	6.27	6.20	6.41	6.34	6.47	6.22	6.28	6.02	6.00	6.20	
		Stride duration (s)	0.485	0.492	0.489	0.492	0.473	0.484	0.484	0.481	0.471	0.437	0.421	0.475	
		Stride efficiency (%)	61.54	60.11	61.47	60.13	64.25	62.82	65.35	60.45	61.62	56.67	56.28	60.08	
		Stride count	31.87	32.25	31.89	32.24	31.19	31.54	30.93	32.16	31.85	33.21	33.33	419.30	



Note: Horizontal distance axis grid lines are 200m furlongs.

Disclaimer.

HRNZ and NZMTC and Thoroughbred Ratings Pty Ltd accepts no responsibility for the completeness or accuracy of any of the information contained herein, and makes no representations about its suitability for any particular purpose. Users should make their own judgements about those matters and/or seek independent advice. You assume all risks associated with use of the data provided on this page.



Race Results



February 20, 2025, Race 7, ROAD METALS TROT, Distance 2600m, Addington - Survey 3200m

Result	TAB no.	Horse (Barrier)	2600 to	2400m to
3rd	7	Port Pegasus (8)	2400m	2200m
		Position in running (margin)	-	2(0.4)
		Sectional time (s)	15.42	14.49
		Cumulative time (s)	199.13	183.71
		Speed (m/s)	12.97	13.80
		Stride length (m)	5.81	6.33
		Stride duration (s)	0.450	0.459
		Stride efficiency (%)	52.70	62.69
		Stride count	34.44	31.58

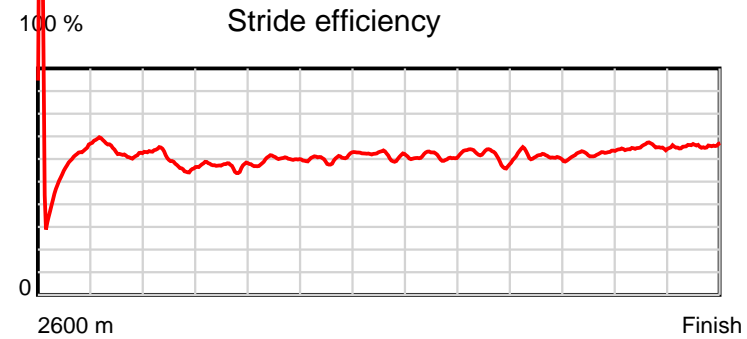
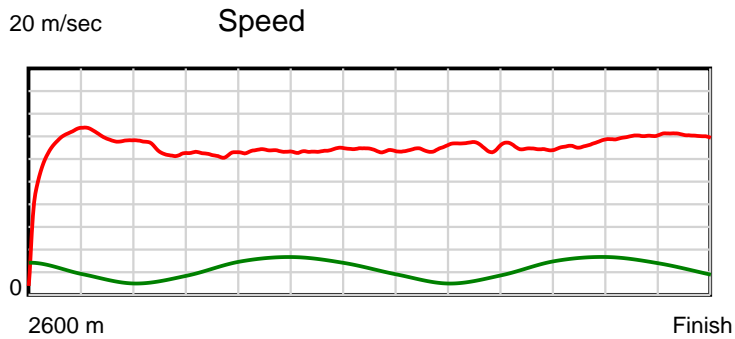
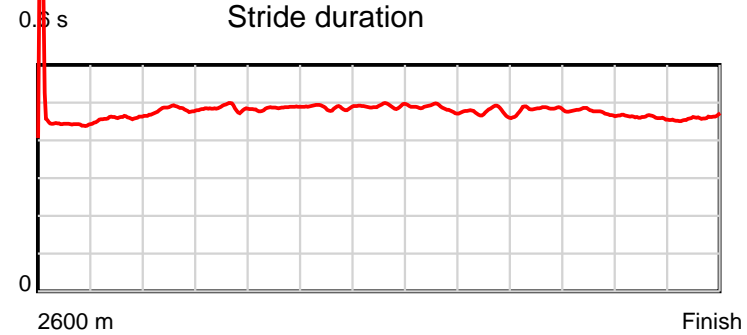
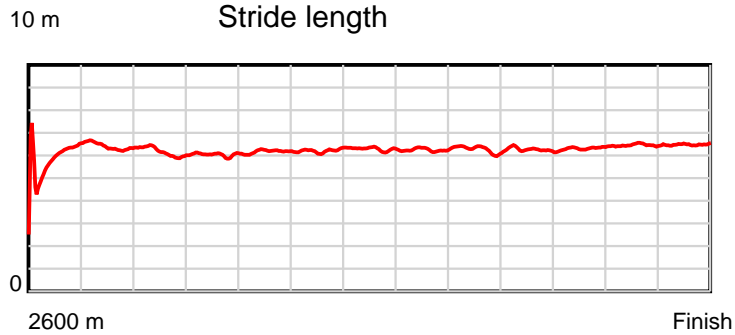
Disclaimer.

HRNZ and NZMTC and Thoroughbred Ratings Pty Ltd accepts no responsibility for the completeness or accuracy of any of the information contained herein, and makes no representations about its suitability for any particular purpose. Users should make their own judgements about those matters and/or seek independent advice. You assume all risks associated with use of the data provided on this page.

Race Results

February 20, 2025, Race 7, ROAD METALS TROT, Distance 2600m, Addington - Survey 3200m

Result	TAB no.	Horse (Barrier)	2200m to	2000m to	1800m to	1600m to	1400m to	1200m to	1000m to	800m to	600m to	400m to	200m to	Total or	Margin
3rd	7	Port Pegasus (8)	2000m	1800m	1600m	1400m	1200m	1000m	800m	600m	400m	200m	WP	Average	
		Position in running (margin)	1(0.0)	2(0.8)	2(2.1)	2(2.0)	2(1.9)	2(1.8)	2(1.7)	3(1.9)	3(1.7)	3(1.0)	3(1.3)		0.50
		Sectional time (s)	15.51	16.16	15.94	15.96	15.69	15.36	15.01	15.48	15.21	14.49	14.41		
		Cumulative time (s)	169.22	153.71	137.55	121.61	105.65	89.96	74.60	59.59	44.11	28.90	14.41	3:19.13	
		Speed (m/s)	12.89	12.38	12.55	12.53	12.75	13.02	13.32	12.92	13.15	13.80	13.88	13.06	
		Stride length (m)	6.20	6.01	6.09	6.11	6.26	6.32	6.33	6.24	6.26	6.37	6.38	6.20	
		Stride duration (s)	0.481	0.485	0.485	0.488	0.491	0.485	0.476	0.483	0.476	0.461	0.460	0.475	
		Stride efficiency (%)	60.13	56.42	58.00	58.34	61.18	62.34	62.71	60.89	61.15	63.36	63.61	60.15	
		Stride count	32.24	33.28	32.83	32.73	31.96	31.67	31.57	32.04	31.97	31.41	31.35	419.07	



Note: Horizontal distance axis grid lines are 200m furlongs.

Disclaimer.

HRNZ and NZMTC and Thoroughbred Ratings Pty Ltd accepts no responsibility for the completeness or accuracy of any of the information contained herein, and makes no representations about its suitability for any particular purpose. Users should make their own judgements about those matters and/or seek independent advice. You assume all risks associated with use of the data provided on this page.



Race Results



February 20, 2025, Race 7, ROAD METALS TROT, Distance 2600m, Addington - Survey 3200m

Result	TAB no.	Horse (Barrier)	2600 to	2400m to
4th	11	Ready Set Jet (0)	2400m	2200m
		Position in running (margin)	-	8(10.1)
		Sectional time (s)	17.23	15.65
		Cumulative time (s)	199.30	182.07
		Speed (m/s)	11.61	12.78
		Stride length (m)	5.93	6.07
		Stride duration (s)	0.472	0.475
		Stride efficiency (%)	54.89	57.53
		Stride count	33.75	32.96

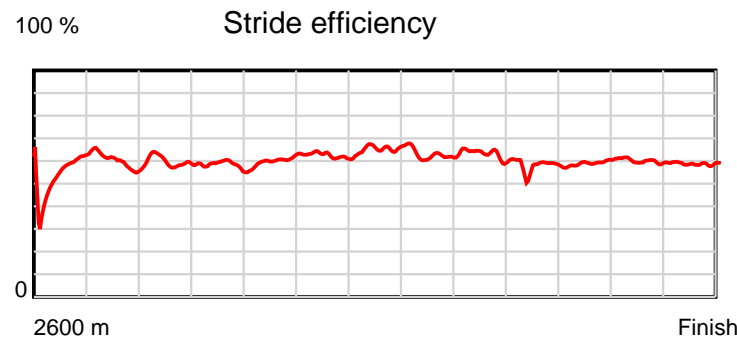
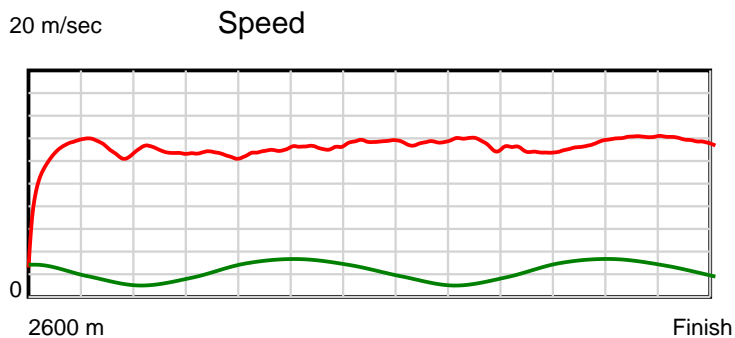
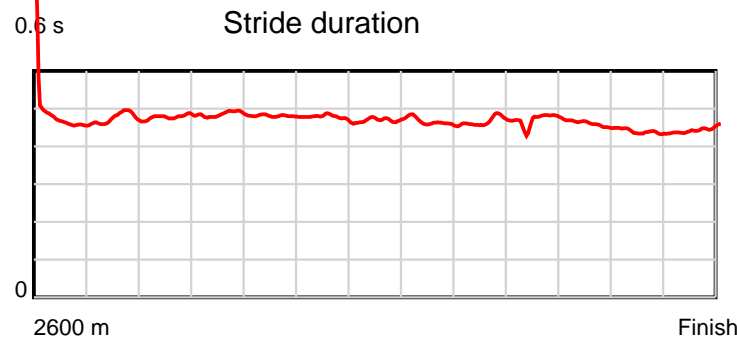
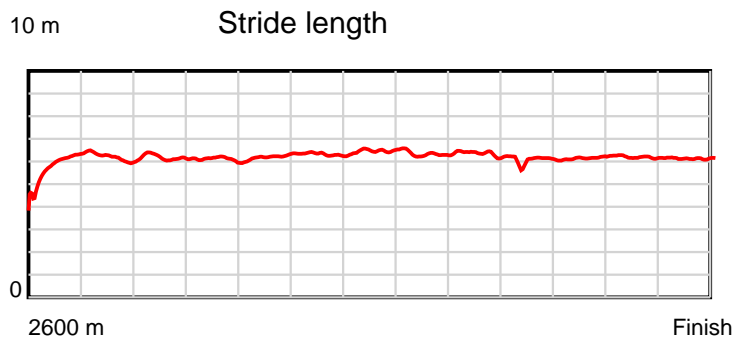
Disclaimer.

HRNZ and NZMTC and Thoroughbred Ratings Pty Ltd accepts no responsibility for the completeness or accuracy of any of the information contained herein, and makes no representations about its suitability for any particular purpose. Users should make their own judgements about those matters and/or seek independent advice. You assume all risks associated with use of the data provided on this page.

Race Results

February 20, 2025, Race 7, ROAD METALS TROT, Distance 2600m, Addington - Survey 3200m

Result	TAB no.	Horse (Barrier)	2200m to	2000m to	1800m to	1600m to	1400m to	1200m to	1000m to	800m to	600m to	400m to	200m to	Total or	Margin
4th	11	Ready Set Jet (0)	2000m	1800m	1600m	1400m	1200m	1000m	800m	600m	400m	200m	WP	Average	
		Position in running (margin)	9(16.7)	10(17.4)	10(16.7)	11(15.4)	11(12.5)	6(5.6)	3(2.5)	2(1.6)	2(1.4)	2(0.2)	2(0.2)		1.40
		Sectional time (s)	15.49	15.84	15.74	15.48	14.57	14.87	14.83	15.48	15.11	14.45	14.56		
		Cumulative time (s)	166.42	150.93	135.09	119.35	103.87	89.30	74.43	59.60	44.12	29.01	14.56	3:19.30	
		Speed (m/s)	12.91	12.63	12.71	12.92	13.73	13.45	13.49	12.92	13.24	13.84	13.74	13.05	
		Stride length (m)	6.17	6.13	6.11	6.16	6.45	6.24	6.29	6.06	6.06	6.06	6.12	6.14	
		Stride duration (s)	0.478	0.485	0.481	0.477	0.470	0.464	0.467	0.469	0.458	0.438	0.446	0.471	
		Stride efficiency (%)	59.56	58.67	58.31	59.28	64.95	60.79	61.87	57.36	57.46	57.40	58.49	58.89	
		Stride count	32.40	32.64	32.74	32.47	31.02	32.07	31.79	33.01	32.98	33.00	32.69	423.52	



Note: Horizontal distance axis grid lines are 200m furlongs.

Disclaimer.

HRNZ and NZMTC and Thoroughbred Ratings Pty Ltd accepts no responsibility for the completeness or accuracy of any of the information contained herein, and makes no representations about its suitability for any particular purpose. Users should make their own judgements about those matters and/or seek independent advice. You assume all risks associated with use of the data provided on this page.



Race Results



February 20, 2025, Race 7, ROAD METALS TROT, Distance 2600m, Addington - Survey 3200m

Result	TAB no.	Horse (Barrier)	2600 to	2400m to
5th	5	Vertigo (6)	2400m	2200m
		Position in running (margin)	-	1(0.0)
		Sectional time (s)	15.48	14.84
		Cumulative time (s)	199.36	183.88
		Speed (m/s)	12.92	13.48
		Stride length (m)	5.56	6.03
		Stride duration (s)	0.422	0.448
		Stride efficiency (%)	48.27	56.89
		Stride count	35.98	33.15

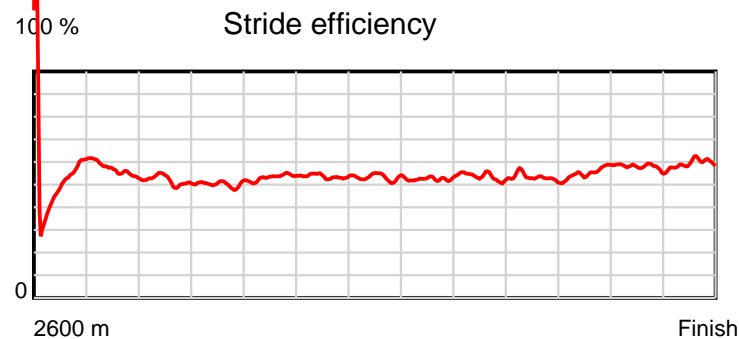
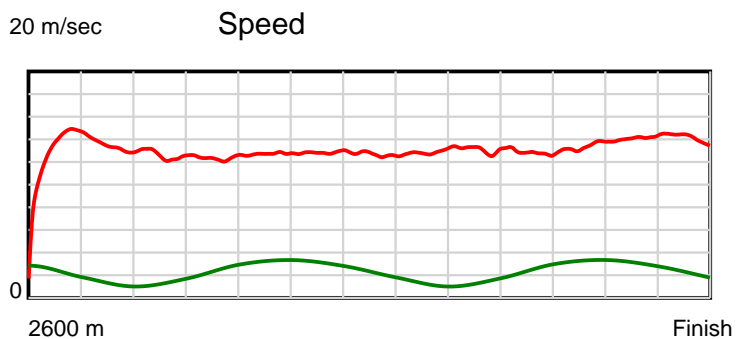
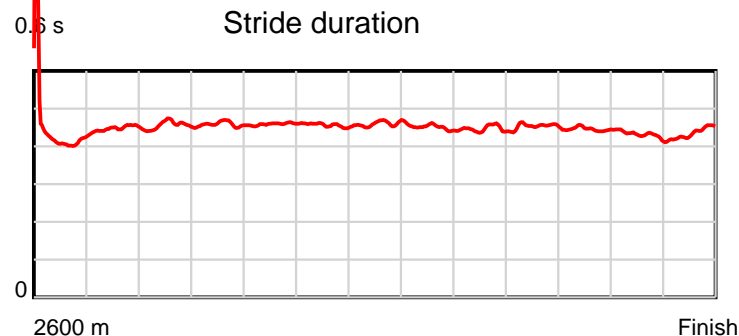
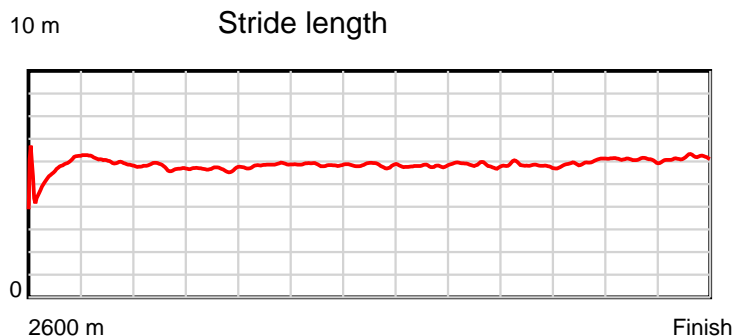
Disclaimer.

HRNZ and NZMTC and Thoroughbred Ratings Pty Ltd accepts no responsibility for the completeness or accuracy of any of the information contained herein, and makes no representations about its suitability for any particular purpose. Users should make their own judgements about those matters and/or seek independent advice. You assume all risks associated with use of the data provided on this page.

Race Results

February 20, 2025, Race 7, ROAD METALS TROT, Distance 2600m, Addington - Survey 3200m

Result	TAB no.	Horse (Barrier)	2200m to	2000m to	1800m to	1600m to	1400m to	1200m to	1000m to	800m to	600m to	400m to	200m to	Total or	Margin
5th	5	Vertigo (6)	2000m	1800m	1600m	1400m	1200m	1000m	800m	600m	400m	200m	WP	Average	
		Position in running (margin)	2(1.7)	3(3.4)	3(4.6)	3(3.9)	3(3.8)	3(3.7)	5(4.1)	5(3.8)	5(3.4)	5(2.3)	5(3.4)		1.70
		Sectional time (s)	15.64	16.16	15.85	15.94	15.70	15.44	14.93	15.44	15.13	14.64	14.17		
		Cumulative time (s)	169.04	153.40	137.24	121.39	105.45	89.75	74.31	59.38	43.94	28.81	14.17	3:19.36	
		Speed (m/s)	12.79	12.38	12.62	12.55	12.74	12.95	13.40	12.95	13.22	13.66	14.11	13.04	
		Stride length (m)	5.83	5.67	5.79	5.72	5.86	5.83	5.98	5.87	5.89	5.89	6.17	5.85	
		Stride duration (s)	0.456	0.458	0.458	0.456	0.460	0.450	0.447	0.454	0.445	0.431	0.437	0.449	
		Stride efficiency (%)	53.08	50.32	52.31	51.19	53.73	53.19	55.97	53.91	54.12	54.13	59.43	53.48	
		Stride count	34.31	35.24	34.57	34.94	34.11	34.28	33.42	34.05	33.98	33.98	32.43	444.44	



Note: Horizontal distance axis grid lines are 200m furlongs.

Disclaimer.

HRNZ and NZMTC and Thoroughbred Ratings Pty Ltd accepts no responsibility for the completeness or accuracy of any of the information contained herein, and makes no representations about its suitability for any particular purpose. Users should make their own judgements about those matters and/or seek independent advice. You assume all risks associated with use of the data provided on this page.



Race Results



February 20, 2025, Race 7, ROAD METALS TROT, Distance 2600m, Addington - Survey 3200m

Result	TAB no.	Horse (Barrier)	2600 to	2400m to
6th	10	Mavis Jones (1)	2400m	2200m
		Position in running (margin)	-	10(10.5)
		Sectional time (s)	17.36	15.71
		Cumulative time (s)	199.48	182.12
		Speed (m/s)	11.52	12.73
		Stride length (m)	5.60	5.93
		Stride duration (s)	0.456	0.465
		Stride efficiency (%)	49.02	54.86
		Stride count	35.71	33.75

Disclaimer.

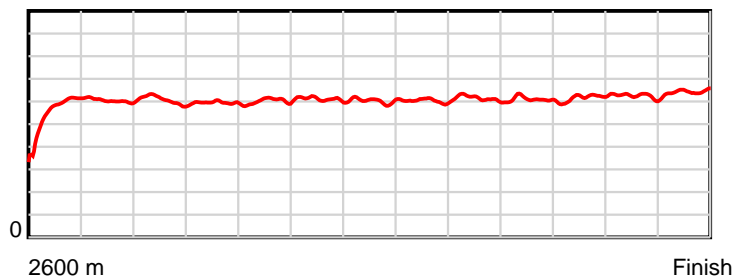
HRNZ and NZMTC and Thoroughbred Ratings Pty Ltd accepts no responsibility for the completeness or accuracy of any of the information contained herein, and makes no representations about its suitability for any particular purpose. Users should make their own judgements about those matters and/or seek independent advice. You assume all risks associated with use of the data provided on this page.

Race Results

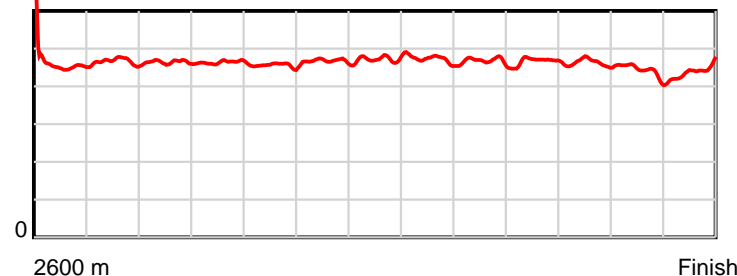
February 20, 2025, Race 7, ROAD METALS TROT, Distance 2600m, Addington - Survey 3200m

Result	TAB no.	Horse (Barrier)	2200m to	2000m to	1800m to	1600m to	1400m to	1200m to	1000m to	800m to	600m to	400m to	200m to	Total or	Margin
6th	10	Mavis Jones (1)	2000m	1800m	1600m	1400m	1200m	1000m	800m	600m	400m	200m	WP	Average	
		Position in running (margin)	10(17.4)	9(15.5)	8(13.5)	7(10.0)	6(7.5)	9(7.4)	9(7.9)	9(8.2)	9(7.8)	9(6.6)	9(6.3)		2.40
		Sectional time (s)	15.05	15.61	15.37	15.56	15.71	15.47	15.02	15.44	15.11	14.40	13.67		
		Cumulative time (s)	166.41	151.36	135.75	120.38	104.82	89.11	73.64	58.62	43.18	28.07	13.67	3:19.48	
		Speed (m/s)	13.29	12.81	13.01	12.85	12.73	12.93	13.32	12.95	13.24	13.89	14.63	13.03	
		Stride length (m)	6.17	5.95	5.92	6.01	6.03	6.10	6.22	6.05	6.11	6.12	6.49	6.05	
		Stride duration (s)	0.464	0.464	0.455	0.467	0.474	0.471	0.467	0.467	0.461	0.440	0.444	0.464	
		Stride efficiency (%)	59.47	55.24	54.77	56.35	56.87	58.05	60.50	57.20	58.29	58.46	65.85	57.12	
		Stride count	32.42	33.64	33.78	33.31	33.15	32.81	32.14	33.06	32.75	32.70	30.81	430.03	

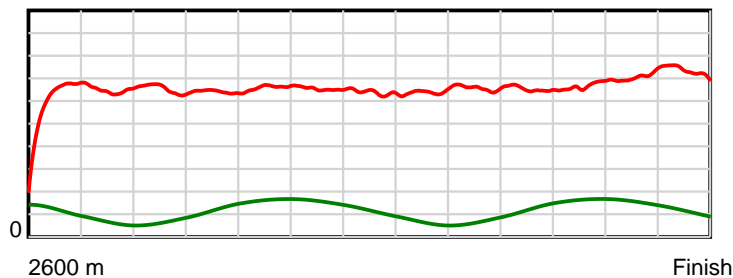
10 m Stride length



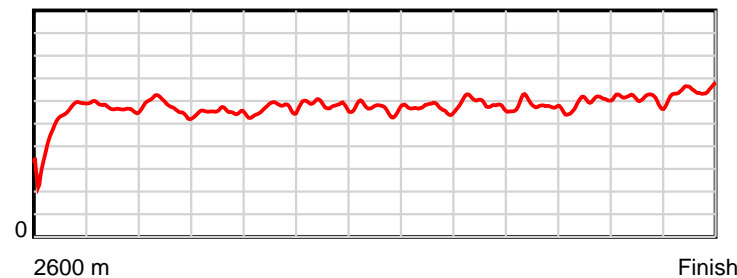
0.6 s Stride duration



20 m/sec Speed



100 % Stride efficiency



Note: Horizontal distance axis grid lines are 200m furlongs.

Disclaimer.

HRNZ and NZMTC and Thoroughbred Ratings Pty Ltd accepts no responsibility for the completeness or accuracy of any of the information contained herein, and makes no representations about its suitability for any particular purpose. Users should make their own judgements about those matters and/or seek independent advice. You assume all risks associated with use of the data provided on this page.



Race Results



February 20, 2025, Race 7, ROAD METALS TROT, Distance 2600m, Addington - Survey 3200m

Result	TAB no.	Horse (Barrier)	2600 to	2400m to
7th	8	Holly Highland... (9)	2400m	2200m
		Position in running (margin)	-	5(3.6)
		Sectional time (s)	16.28	15.21
		Cumulative time (s)	199.51	183.23
		Speed (m/s)	12.28	13.15
		Stride length (m)	5.26	5.58
		Stride duration (s)	0.416	0.425
		Stride efficiency (%)	43.18	48.69
		Stride count	38.05	35.83

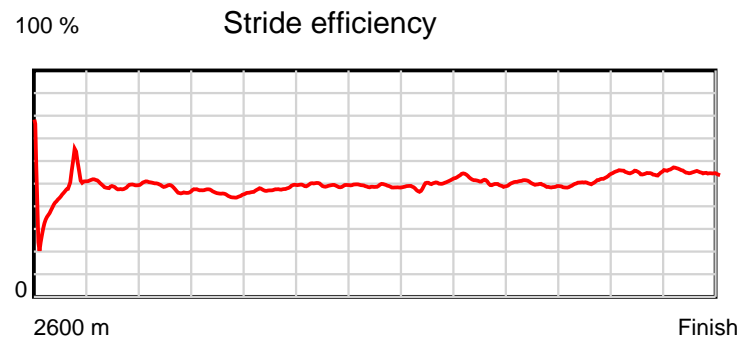
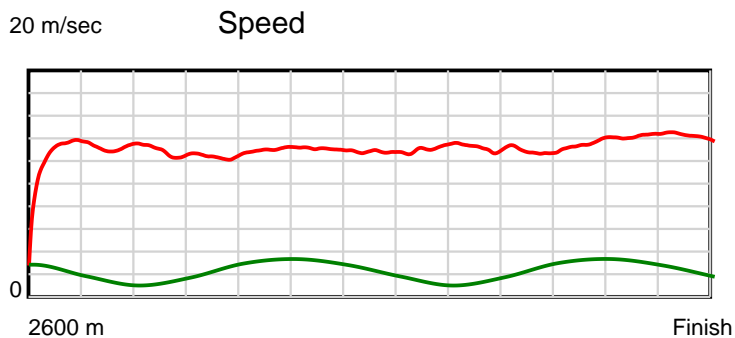
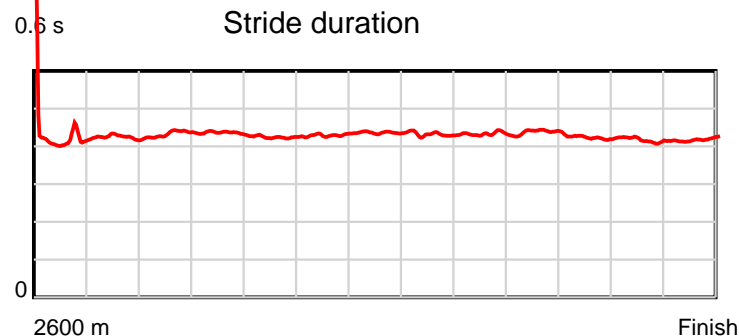
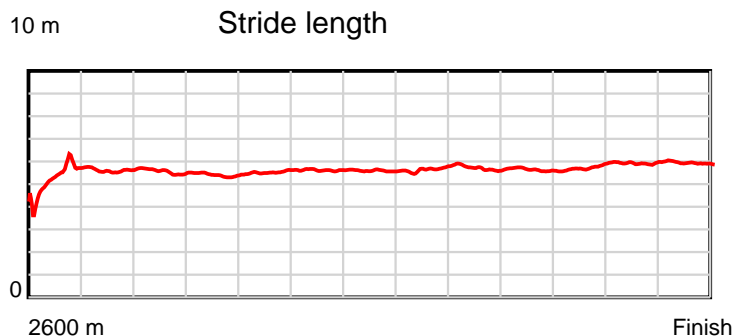
Disclaimer.

HRNZ and NZMTC and Thoroughbred Ratings Pty Ltd accepts no responsibility for the completeness or accuracy of any of the information contained herein, and makes no representations about its suitability for any particular purpose. Users should make their own judgements about those matters and/or seek independent advice. You assume all risks associated with use of the data provided on this page.

Race Results

February 20, 2025, Race 7, ROAD METALS TROT, Distance 2600m, Addington - Survey 3200m

Result	TAB no.	Horse (Barrier)	2200m to	2000m to	1800m to	1600m to	1400m to	1200m to	1000m to	800m to	600m to	400m to	200m to	Total or	Margin
7th	8	Holly Highland... (9)	2000m	1800m	1600m	1400m	1200m	1000m	800m	600m	400m	200m	WP	Average	
		Position in running (margin)	5(7.6)	5(7.5)	5(8.1)	5(6.9)	4(5.7)	5(4.7)	6(4.5)	6(5.5)	6(5.1)	6(3.8)	6(4.3)		2.60
		Sectional time (s)	15.36	16.06	15.76	15.76	15.56	15.34	15.15	15.45	15.10	14.52	13.96		
		Cumulative time (s)	168.02	152.66	136.60	120.84	105.08	89.52	74.18	59.03	43.58	28.48	13.96	3:19.51	
		Speed (m/s)	13.02	12.45	12.69	12.69	12.85	13.04	13.20	12.94	13.25	13.77	14.33	13.03	
		Stride length (m)	5.63	5.43	5.39	5.45	5.61	5.63	5.72	5.67	5.60	5.74	5.99	5.59	
		Stride duration (s)	0.433	0.436	0.424	0.430	0.436	0.432	0.433	0.438	0.423	0.417	0.418	0.429	
		Stride efficiency (%)	49.62	46.13	45.36	46.42	49.12	49.57	51.09	50.31	49.04	51.46	56.05	48.78	
		Stride count	35.49	36.81	37.12	36.69	35.67	35.51	34.98	35.25	35.70	34.85	33.39	465.34	



Note: Horizontal distance axis grid lines are 200m furlongs.

Disclaimer.

HRNZ and NZMTC and Thoroughbred Ratings Pty Ltd accepts no responsibility for the completeness or accuracy of any of the information contained herein, and makes no representations about its suitability for any particular purpose. Users should make their own judgements about those matters and/or seek independent advice. You assume all risks associated with use of the data provided on this page.



Race Results



February 20, 2025, Race 7, ROAD METALS TROT, Distance 2600m, Addington - Survey 3200m

Result	TAB no.	Horse (Barrier)	2600 to	2400m to
8th	6	Royal Del (7)	2400m	2200m
		Position in running (margin)	-	6(5.6)
		Sectional time (s)	16.51	15.38
		Cumulative time (s)	199.65	183.14
		Speed (m/s)	12.11	13.00
		Stride length (m)	5.53	5.96
		Stride duration (s)	0.447	0.458
		Stride efficiency (%)	47.85	55.52
		Stride count	36.14	33.55

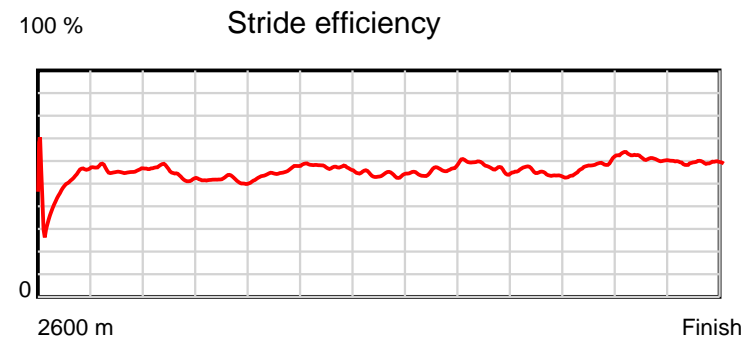
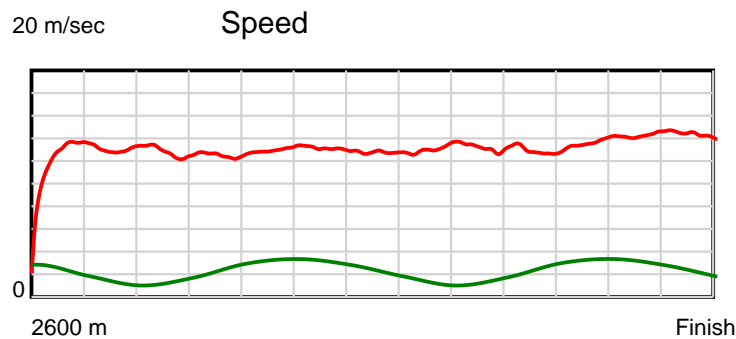
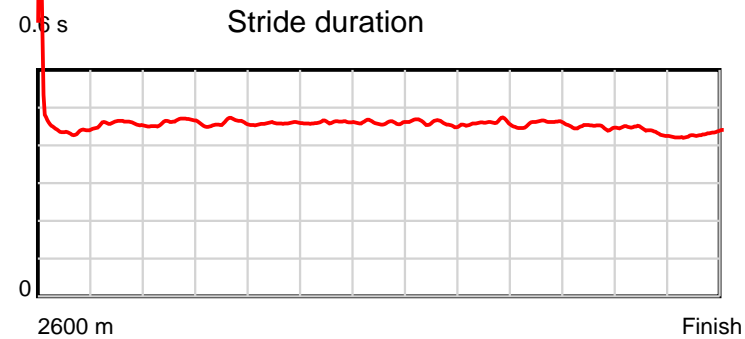
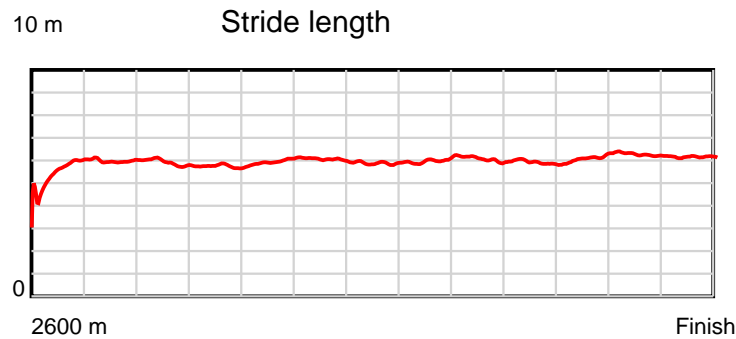
Disclaimer.

HRNZ and NZMTC and Thoroughbred Ratings Pty Ltd accepts no responsibility for the completeness or accuracy of any of the information contained herein, and makes no representations about its suitability for any particular purpose. Users should make their own judgements about those matters and/or seek independent advice. You assume all risks associated with use of the data provided on this page.

Race Results

February 20, 2025, Race 7, ROAD METALS TROT, Distance 2600m, Addington - Survey 3200m

Result	TAB no.	Horse (Barrier)	2200m to	2000m to	1800m to	1600m to	1400m to	1200m to	1000m to	800m to	600m to	400m to	200m to	Total or	Margin
8th	6	Royal Del (7)	2000m	1800m	1600m	1400m	1200m	1000m	800m	600m	400m	200m	WP	Average	
		Position in running (margin)	6(10.5)	6(10.7)	6(10.6)	6(9.4)	7(7.8)	8(6.6)	8(6.7)	8(7.9)	8(7.6)	8(6.1)	8(5.8)		3.30
		Sectional time (s)	15.40	15.94	15.76	15.69	15.52	15.39	15.19	15.47	15.07	14.38	13.95		
		Cumulative time (s)	167.76	152.36	136.42	120.66	104.97	89.45	74.06	58.87	43.40	28.33	13.95	3:19.65	
		Speed (m/s)	12.99	12.55	12.69	12.75	12.89	13.00	13.17	12.93	13.27	13.91	14.34	13.02	
		Stride length (m)	6.01	5.76	5.82	5.88	5.93	5.97	6.05	5.92	5.95	6.08	6.16	5.92	
		Stride duration (s)	0.462	0.459	0.458	0.461	0.460	0.459	0.460	0.458	0.448	0.437	0.430	0.455	
		Stride efficiency (%)	56.35	51.83	52.85	54.02	54.95	55.71	57.22	54.85	55.36	57.79	59.30	54.78	
		Stride count	33.31	34.73	34.39	34.02	33.73	33.50	33.05	33.76	33.60	32.89	32.47	439.14	



Note: Horizontal distance axis grid lines are 200m furlongs.

Disclaimer.

HRNZ and NZMTC and Thoroughbred Ratings Pty Ltd accepts no responsibility for the completeness or accuracy of any of the information contained herein, and makes no representations about its suitability for any particular purpose. Users should make their own judgements about those matters and/or seek independent advice. You assume all risks associated with use of the data provided on this page.



Race Results



February 20, 2025, Race 7, ROAD METALS TROT, Distance 2600m, Addington - Survey 3200m

Result	TAB no.	Horse (Barrier)	2600 to	2400m to
9th	2	MM Sunshine (3)	2400m	2200m
		Position in running (margin)	-	3(2.0)
		Sectional time (s)	15.95	15.11
		Cumulative time (s)	199.75	183.80
		Speed (m/s)	12.54	13.24
		Stride length (m)	5.68	6.26
		Stride duration (s)	0.445	0.473
		Stride efficiency (%)	50.48	61.32
		Stride count	35.19	31.93

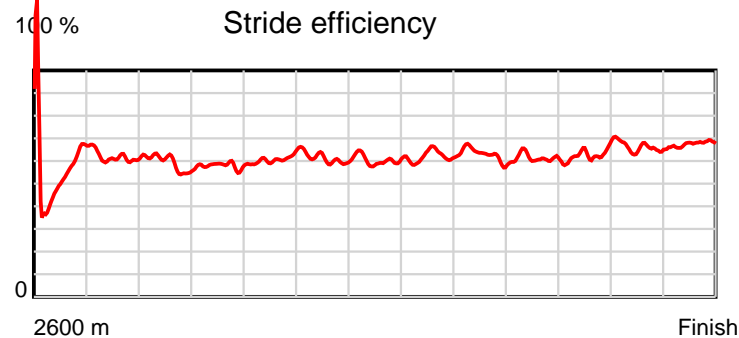
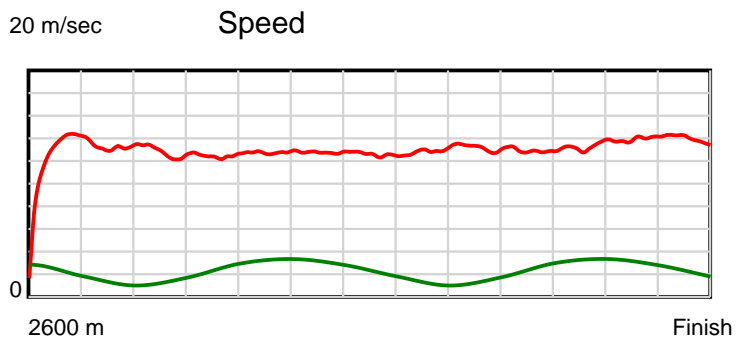
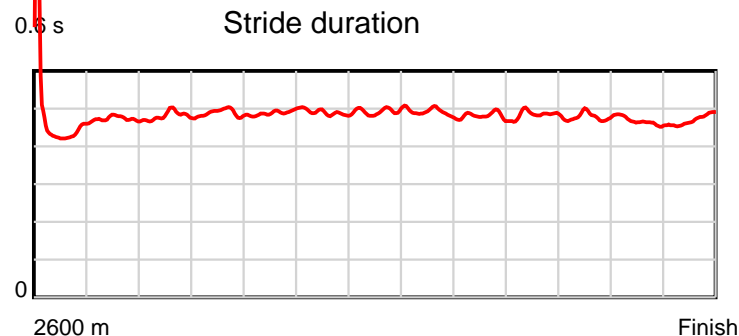
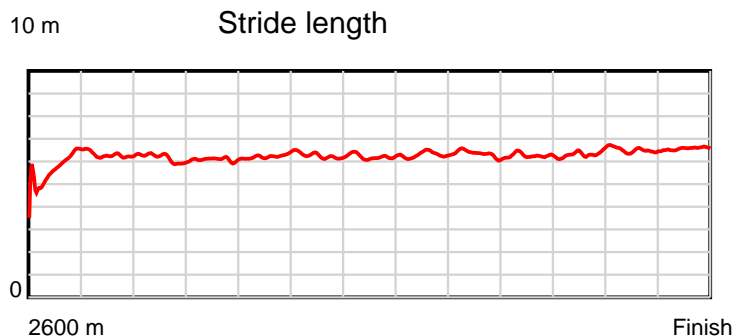
Disclaimer.

HRNZ and NZMTC and Thoroughbred Ratings Pty Ltd accepts no responsibility for the completeness or accuracy of any of the information contained herein, and makes no representations about its suitability for any particular purpose. Users should make their own judgements about those matters and/or seek independent advice. You assume all risks associated with use of the data provided on this page.

Race Results

February 20, 2025, Race 7, ROAD METALS TROT, Distance 2600m, Addington - Survey 3200m

Result	TAB no.	Horse (Barrier)	2200m to	2000m to	1800m to	1600m to	1400m to	1200m to	1000m to	800m to	600m to	400m to	200m to	Total or	Margin
9th	2	MM Sunshine (3)	2000m	1800m	1600m	1400m	1200m	1000m	800m	600m	400m	200m	WP	Average	
		Position in running (margin)	4(5.3)	4(5.6)	4(6.5)	4(5.5)	5(5.9)	7(5.8)	7(6.3)	7(5.6)	7(5.2)	7(4.5)	7(5.0)		3.80
		Sectional time (s)	15.42	16.09	15.79	16.04	15.71	15.45	14.86	15.45	15.19	14.54	14.15		
		Cumulative time (s)	168.69	153.27	137.18	121.39	105.35	89.64	74.19	59.33	43.88	28.69	14.15	3:19.75	
		Speed (m/s)	12.97	12.43	12.67	12.47	12.73	12.94	13.46	12.94	13.17	13.76	14.13	13.02	
		Stride length (m)	6.24	6.07	6.19	6.11	6.30	6.33	6.47	6.28	6.29	6.40	6.68	6.25	
		Stride duration (s)	0.481	0.489	0.489	0.490	0.495	0.489	0.481	0.485	0.478	0.465	0.472	0.480	
		Stride efficiency (%)	60.81	57.63	59.89	58.27	61.96	62.63	65.46	61.60	61.77	63.93	69.64	60.95	
		Stride count	32.06	32.93	32.31	32.75	31.76	31.59	30.90	31.85	31.81	31.27	29.96	416.31	



Note: Horizontal distance axis grid lines are 200m furlongs.

Disclaimer.

HRNZ and NZMTC and Thoroughbred Ratings Pty Ltd accepts no responsibility for the completeness or accuracy of any of the information contained herein, and makes no representations about its suitability for any particular purpose. Users should make their own judgements about those matters and/or seek independent advice. You assume all risks associated with use of the data provided on this page.



Race Results



February 20, 2025, Race 7, ROAD METALS TROT, Distance 2600m, Addington - Survey 3200m

Result	TAB no.	Horse (Barrier)	2600 to	2400m to
10th	9	Cormoran Strik... (10)	2400m	2200m
		Position in running (margin)	-	11(26.3)
		Sectional time (s)	19.69	14.85
		Cumulative time (s)	199.90	180.21
		Speed (m/s)	10.16	13.47
		Stride length (m)	4.85	6.19
		Stride duration (s)	0.479	0.460
		Stride efficiency (%)	36.83	59.87
		Stride count	41.20	32.31

Disclaimer.

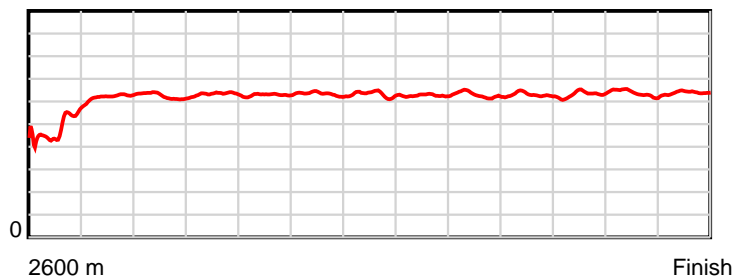
HRNZ and NZMTC and Thoroughbred Ratings Pty Ltd accepts no responsibility for the completeness or accuracy of any of the information contained herein, and makes no representations about its suitability for any particular purpose. Users should make their own judgements about those matters and/or seek independent advice. You assume all risks associated with use of the data provided on this page.

Race Results

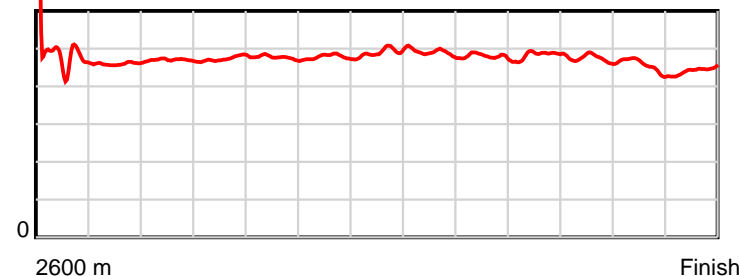
February 20, 2025, Race 7, ROAD METALS TROT, Distance 2600m, Addington - Survey 3200m

Result	TAB no.	Horse (Barrier)	2200m to	2000m to	1800m to	1600m to	1400m to	1200m to	1000m to	800m to	600m to	400m to	200m to	Total or	Margin
10th	9	Cormoran Strik... (10)	2000m	1800m	1600m	1400m	1200m	1000m	800m	600m	400m	200m	WP	Average	
		Position in running (margin)	11(28.1)	11(24.1)	11(18.1)	10(14.6)	10(12.0)	11(10.0)	11(10.3)	10(9.3)	10(8.3)	10(7.8)	11(9.5)		4.60
		Sectional time (s)	14.70	14.95	15.37	15.53	15.39	15.43	14.82	15.34	15.24	14.72	13.87		
		Cumulative time (s)	165.36	150.66	135.71	120.34	104.81	89.42	73.99	59.17	43.83	28.59	13.87	3:19.90	
		Speed (m/s)	13.61	13.38	13.01	12.88	13.00	12.96	13.50	13.04	13.12	13.59	14.42	13.01	
		Stride length (m)	6.40	6.33	6.20	6.15	6.39	6.34	6.48	6.29	6.21	6.17	6.42	6.15	
		Stride duration (s)	0.470	0.473	0.476	0.477	0.492	0.489	0.480	0.483	0.474	0.454	0.445	0.473	
		Stride efficiency (%)	63.92	62.57	59.99	59.04	63.86	62.91	65.61	61.88	60.34	59.44	64.34	59.19	
		Stride count	31.27	31.61	32.28	32.54	31.29	31.52	30.87	31.78	32.18	32.43	31.17	422.45	

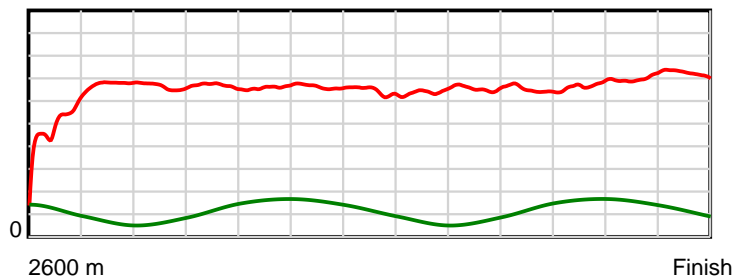
10 m Stride length



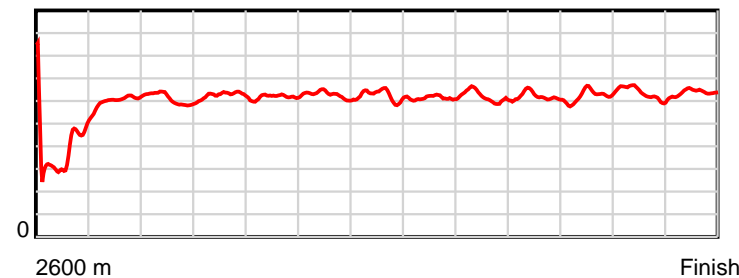
0.6 s Stride duration



20 m/sec Speed



100 % Stride efficiency



Note: Horizontal distance axis grid lines are 200m furlongs.

Disclaimer.

HRNZ and NZMTC and Thoroughbred Ratings Pty Ltd accepts no responsibility for the completeness or accuracy of any of the information contained herein, and makes no representations about its suitability for any particular purpose. Users should make their own judgements about those matters and/or seek independent advice. You assume all risks associated with use of the data provided on this page.



Race Results



February 20, 2025, Race 7, ROAD METALS TROT, Distance 2600m, Addington - Survey 3200m

Result	TAB no.	Horse (Barrier)	2600 to	2400m to
11th	3	Torvi (4)	2400m	2200m
		Position in running (margin)	-	9(10.5)
		Sectional time (s)	17.32	15.36
		Cumulative time (s)	200.12	182.80
		Speed (m/s)	11.55	13.02
		Stride length (m)	5.81	6.11
		Stride duration (s)	0.472	0.470
		Stride efficiency (%)	52.73	58.42
		Stride count	34.43	32.71

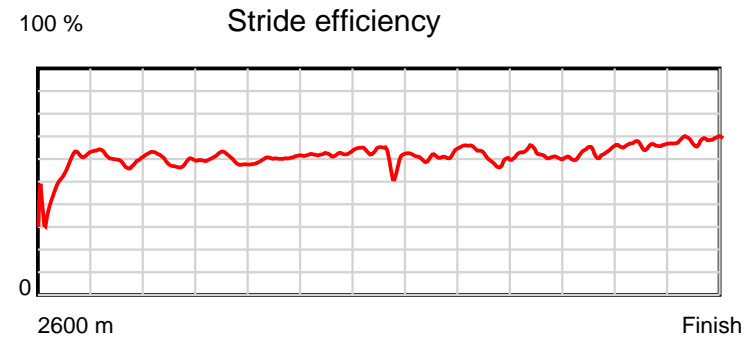
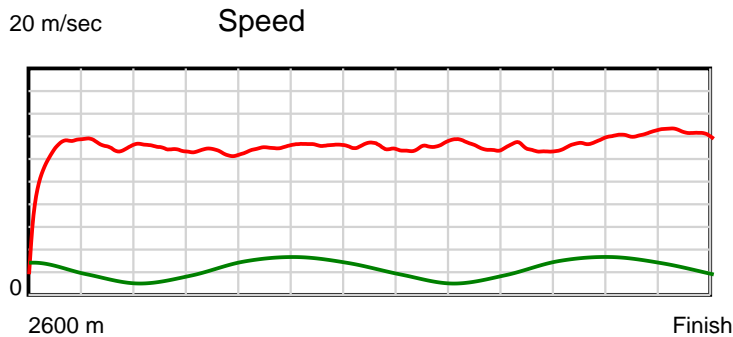
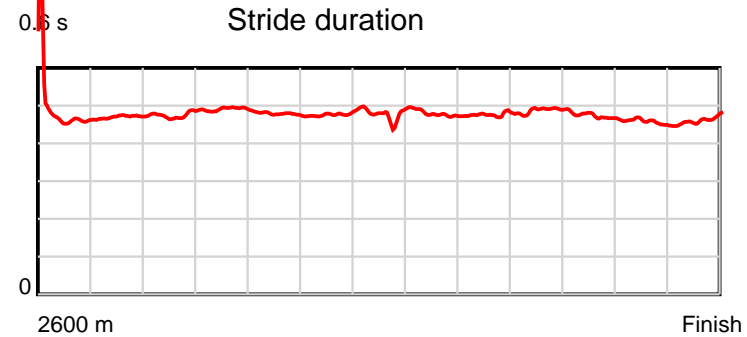
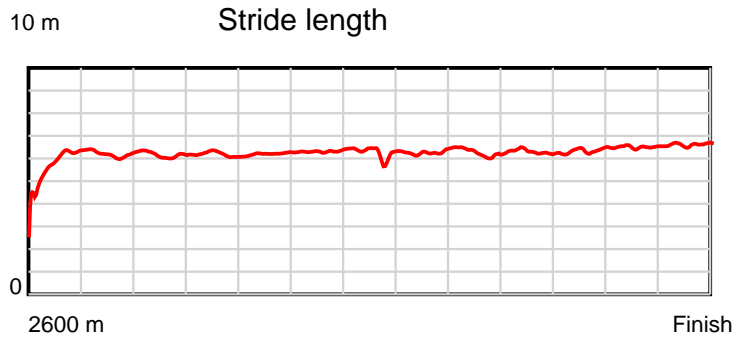
Disclaimer.

HRNZ and NZMTC and Thoroughbred Ratings Pty Ltd accepts no responsibility for the completeness or accuracy of any of the information contained herein, and makes no representations about its suitability for any particular purpose. Users should make their own judgements about those matters and/or seek independent advice. You assume all risks associated with use of the data provided on this page.

Race Results

February 20, 2025, Race 7, ROAD METALS TROT, Distance 2600m, Addington - Survey 3200m

Result	TAB no.	Horse (Barrier)	2200m to	2000m to	1800m to	1600m to	1400m to	1200m to	1000m to	800m to	600m to	400m to	200m to	Total or	Margin
11th	3	Torvi (4)	2000m	1800m	1600m	1400m	1200m	1000m	800m	600m	400m	200m	WP	Average	
		Position in running (margin)	8(15.3)	8(15.4)	9(14.8)	9(13.9)	9(11.5)	10(8.4)	10(8.6)	11(9.9)	11(9.4)	11(8.2)	10(8.1)		5.90
		Sectional time (s)	15.39	15.85	15.80	15.56	15.22	15.41	15.19	15.43	15.12	14.43	14.04		
		Cumulative time (s)	167.44	152.05	136.20	120.40	104.84	89.62	74.21	59.02	43.59	28.47	14.04	3:20.12	
		Speed (m/s)	13.00	12.62	12.66	12.85	13.14	12.98	13.17	12.96	13.23	13.86	14.25	12.99	
		Stride length (m)	6.17	6.19	6.06	6.13	6.27	6.21	6.26	6.33	6.23	6.32	6.62	6.20	
		Stride duration (s)	0.475	0.491	0.479	0.477	0.477	0.478	0.476	0.488	0.471	0.456	0.465	0.477	
		Stride efficiency (%)	59.52	59.93	57.35	58.64	61.44	60.26	61.30	62.55	60.61	62.49	68.42	60.14	
		Stride count	32.41	32.29	33.01	32.65	31.90	32.21	31.93	31.61	32.11	31.63	30.22	419.11	



Note: Horizontal distance axis grid lines are 200m furlongs.

Disclaimer.

HRNZ and NZMTC and Thoroughbred Ratings Pty Ltd accepts no responsibility for the completeness or accuracy of any of the information contained herein, and makes no representations about its suitability for any particular purpose. Users should make their own judgements about those matters and/or seek independent advice. You assume all risks associated with use of the data provided on this page.