



Race Results

NZ Metropolitan Trotting Club Inc, HRNZ, February 28, 2025

Compilation date: February 28, 2025, 9:40:28 PM (NZDT)

Copyright © 2025 HRNZ and NZMTC. All rights reserved.

Trademarks.

StrideMASTER is a registered trademark of Thoroughbred Ratings Pty Ltd.

Disclaimer.

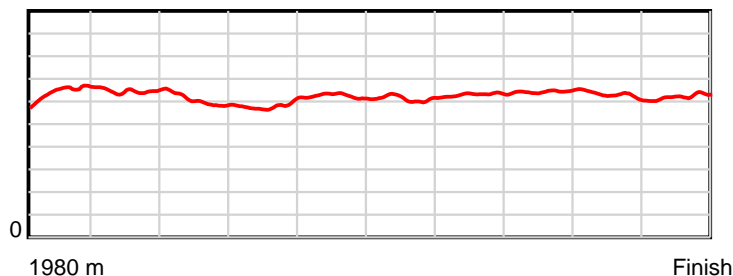
HRNZ and NZMTC and Thoroughbred Ratings Pty Ltd accepts no responsibility for the completeness or accuracy of any of the information contained herein, and makes no representations about its suitability for any particular purpose. Users should make their own judgements about those matters and/or seek independent advice. You assume all risks associated with use of the data provided on this page.

Race Results

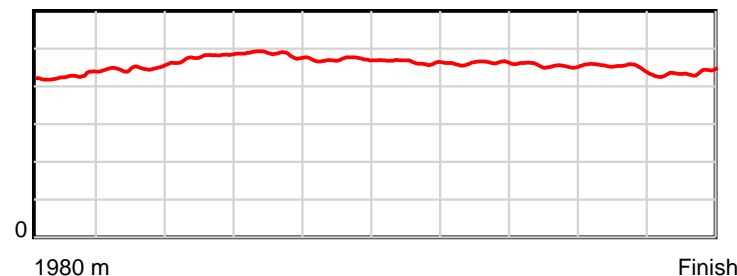
February 28, 2025, Race 10, GOLD BAND TAXIS MOBILE PACE, Distance 1980m, Addington - Survey 1980m

Result	TAB no.	Horse (Barrier)	1980 to	1800m to	1600m to	1400m to	1200m to	1000m to	800m to	600m to	400m to	200m to	Total or	Margin
1st	2	Hugo (2)	1800m	1600m	1400m	1200m	1000m	800m	600m	400m	200m	WP	Average	
		Position in running (margin)	-	2(1.6)	3(1.4)	2(1.9)	4(2.0)	3(2.3)	3(2.1)	4(2.3)	3(1.1)	3(2.2)		0.00
		Sectional time (s)	12.06	14.17	15.98	16.74	15.02	15.27	14.57	14.32	14.44	14.10		
		Cumulative time (s)	146.67	134.61	120.44	104.46	87.72	72.70	57.43	42.86	28.54	14.10	2:26.67	
		Speed (m/s)	14.92	14.11	12.52	11.95	13.32	13.10	13.73	13.97	13.85	14.18	13.50	
		Stride length (m)	6.39	6.33	5.98	5.80	6.27	6.09	6.34	6.36	6.25	6.19	6.19	
		Stride duration (s)	0.426	0.448	0.478	0.485	0.471	0.465	0.462	0.456	0.451	0.436	0.459	
		Stride efficiency (%)	63.90	62.58	55.97	52.57	61.38	57.87	62.82	63.30	61.08	59.82	59.94	
		Stride count	28.15	31.60	33.42	34.48	31.91	32.87	31.54	31.42	31.99	32.33	319.71	

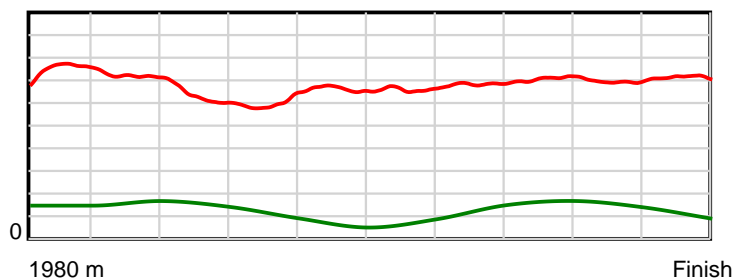
10 m Stride length



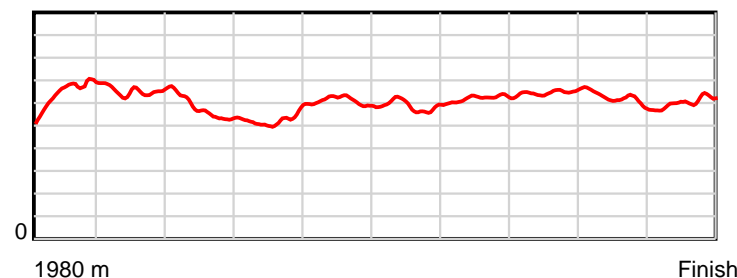
0.6 s Stride duration



20 m/sec Speed



100 % Stride efficiency



Note: Horizontal distance axis grid lines are 200m furlongs.

Disclaimer.

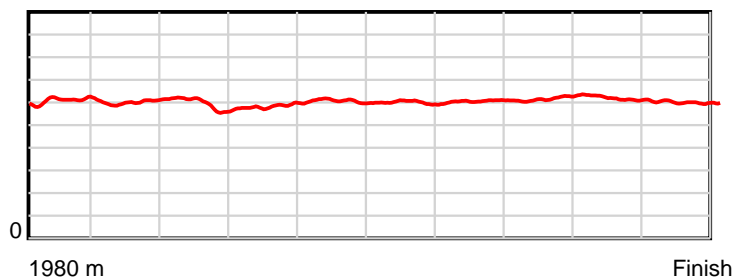
HRNZ and NZMTC and Thoroughbred Ratings Pty Ltd accepts no responsibility for the completeness or accuracy of any of the information contained herein, and makes no representations about its suitability for any particular purpose. Users should make their own judgements about those matters and/or seek independent advice. You assume all risks associated with use of the data provided on this page.

Race Results

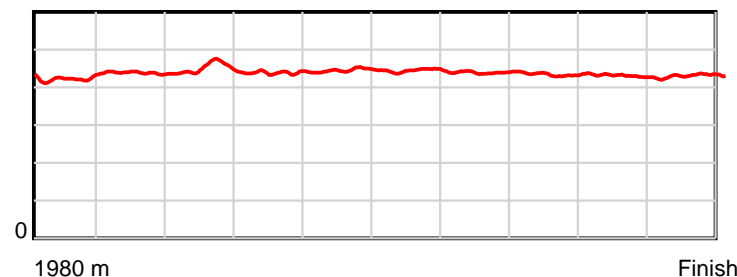
February 28, 2025, Race 10, GOLD BAND TAXIS MOBILE PACE, Distance 1980m, Addington - Survey 1980m

Result	TAB no.	Horse (Barrier)	1980 to	1800m to	1600m to	1400m to	1200m to	1000m to	800m to	600m to	400m to	200m to	Total or	Margin
2nd	12	Just Foxin (0)	1800m	1600m	1400m	1200m	1000m	800m	600m	400m	200m	WP	Average	
		Position in running (margin)	-	10(7.2)	10(13.2)	9(11.3)	2(1.3)	2(1.7)	2(1.5)	2(1.3)	2(0.8)	1(0.0)		0.20
		Sectional time (s)	13.11	15.19	15.58	15.07	15.04	15.26	14.51	14.44	14.11	14.39		
		Cumulative time (s)	146.70	133.59	118.40	102.82	87.75	72.71	57.45	42.94	28.50	14.39	2:26.70	
		Speed (m/s)	13.73	13.17	12.84	13.27	13.30	13.11	13.78	13.85	14.17	13.90	13.50	
		Stride length (m)	6.02	5.77	5.79	5.82	5.92	5.82	6.06	6.01	6.08	6.00	5.93	
		Stride duration (s)	0.422	0.438	0.451	0.438	0.445	0.444	0.439	0.434	0.429	0.431	0.439	
		Stride efficiency (%)	56.62	51.99	52.40	52.88	54.85	52.85	57.35	56.44	57.82	56.22	54.87	
		Stride count	29.90	34.67	34.54	34.38	33.76	34.39	33.01	33.28	32.88	33.34	334.15	

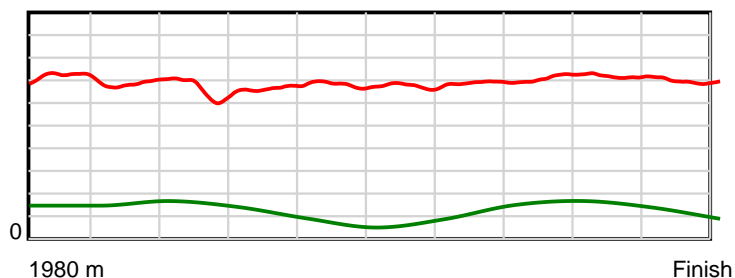
10 m Stride length



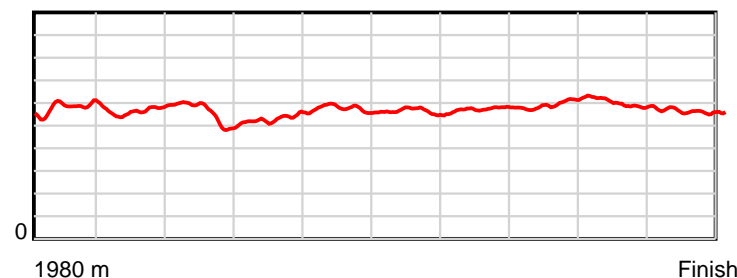
0.6 s Stride duration



20 m/sec Speed



100 % Stride efficiency



Note: Horizontal distance axis grid lines are 200m furlongs.

Disclaimer.

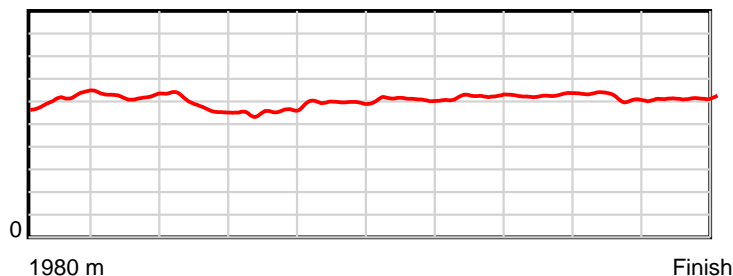
HRNZ and NZMTC and Thoroughbred Ratings Pty Ltd accepts no responsibility for the completeness or accuracy of any of the information contained herein, and makes no representations about its suitability for any particular purpose. Users should make their own judgements about those matters and/or seek independent advice. You assume all risks associated with use of the data provided on this page.

Race Results

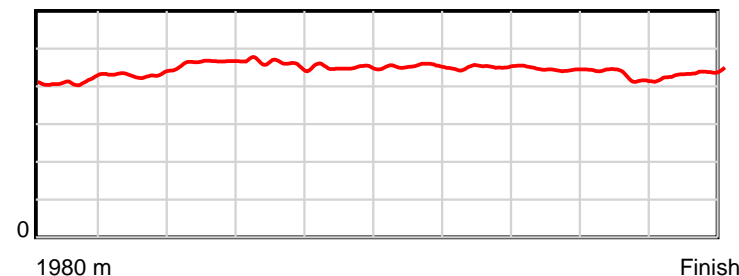
February 28, 2025, Race 10, GOLD BAND TAXIS MOBILE PACE, Distance 1980m, Addington - Survey 1980m

Result	TAB no.	Horse (Barrier)	1980 to	1800m to	1600m to	1400m to	1200m to	1000m to	800m to	600m to	400m to	200m to	Total or	Margin
3rd	5	Melton Magnate (5)	1800m	1600m	1400m	1200m	1000m	800m	600m	400m	200m	WP	Average	
		Position in running (margin)	-	4(2.6)	4(2.4)	5(4.5)	6(3.7)	8(5.3)	8(5.1)	8(4.8)	7(4.9)	6(3.8)		2.50
		Sectional time (s)	12.37	14.18	16.24	16.59	15.25	15.26	14.49	14.53	14.07	14.15		
		Cumulative time (s)	147.13	134.76	120.58	104.34	87.75	72.50	57.24	42.75	28.22	14.15	2:27.13	
		Speed (m/s)	14.55	14.10	12.32	12.06	13.11	13.11	13.80	13.76	14.21	14.13	13.46	
		Stride length (m)	6.09	6.08	5.72	5.56	5.90	5.95	6.22	6.13	6.07	6.17	5.98	
		Stride duration (s)	0.412	0.431	0.465	0.461	0.450	0.454	0.451	0.445	0.427	0.436	0.444	
		Stride efficiency (%)	57.94	57.71	51.19	48.22	54.44	55.30	60.53	58.71	57.63	59.48	55.91	
		Stride count	29.56	32.91	34.94	36.00	33.88	33.62	32.13	32.63	32.93	32.42	331.02	

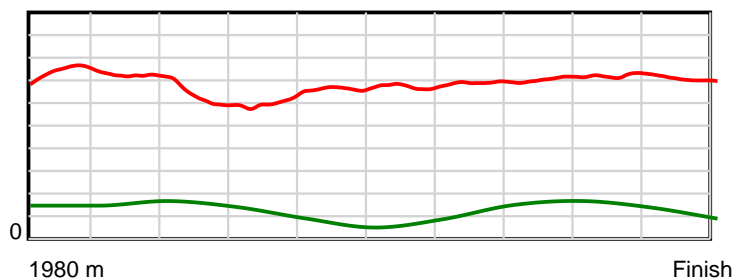
10 m Stride length



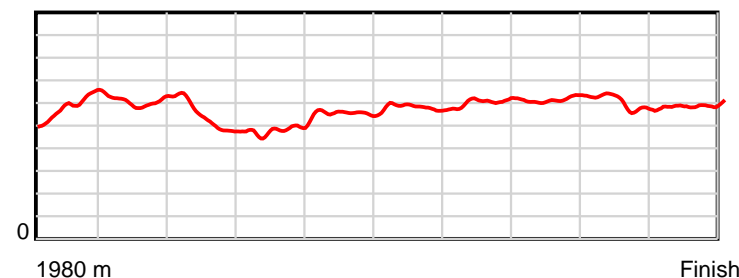
0.6 s Stride duration



20 m/sec Speed



100 % Stride efficiency



Note: Horizontal distance axis grid lines are 200m furlongs.

Disclaimer.

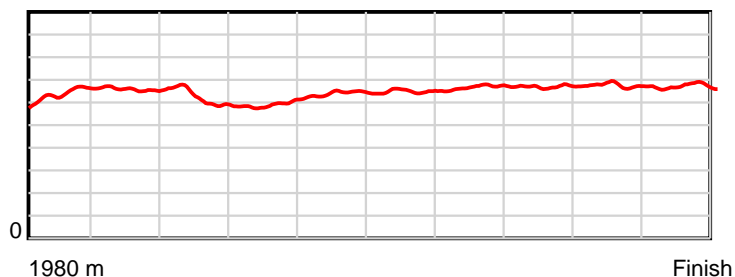
HRNZ and NZMTC and Thoroughbred Ratings Pty Ltd accepts no responsibility for the completeness or accuracy of any of the information contained herein, and makes no representations about its suitability for any particular purpose. Users should make their own judgements about those matters and/or seek independent advice. You assume all risks associated with use of the data provided on this page.

Race Results

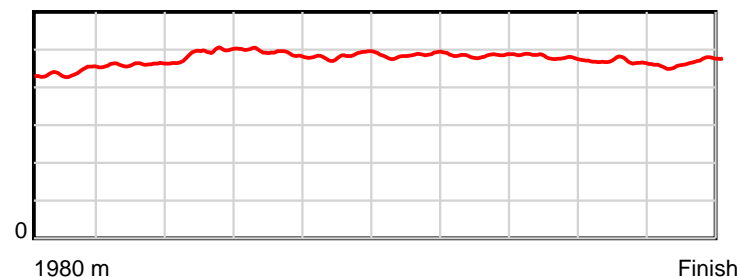
February 28, 2025, Race 10, GOLD BAND TAXIS MOBILE PACE, Distance 1980m, Addington - Survey 1980m

Result	TAB no.	Horse (Barrier)	1980 to	1800m to	1600m to	1400m to	1200m to	1000m to	800m to	600m to	400m to	200m to	Total or	Margin
4th	3	Sweet Raine (3)	1800m	1600m	1400m	1200m	1000m	800m	600m	400m	200m	WP	Average	
		Position in running (margin)	-	6(4.8)	6(5.7)	7(6.6)	10(6.1)	12(7.9)	11(7.2)	11(7.0)	11(7.5)	7(5.8)		3.20
		Sectional time (s)	12.68	14.36	16.05	16.65	15.26	15.18	14.51	14.60	13.96	14.01		
		Cumulative time (s)	147.26	134.58	120.22	104.17	87.52	72.26	57.08	42.57	27.97	14.01	2:27.26	
		Speed (m/s)	14.19	13.93	12.46	12.01	13.11	13.18	13.78	13.70	14.33	14.28	13.45	
		Stride length (m)	6.33	6.42	6.14	5.91	6.35	6.40	6.67	6.57	6.69	6.66	6.40	
		Stride duration (s)	0.440	0.461	0.492	0.492	0.485	0.485	0.484	0.479	0.467	0.467	0.476	
		Stride efficiency (%)	62.54	64.45	58.85	54.50	63.01	63.94	69.59	67.35	70.03	69.41	64.10	
		Stride count	28.45	31.14	32.59	33.87	31.50	31.27	29.97	30.46	29.88	30.01	309.14	

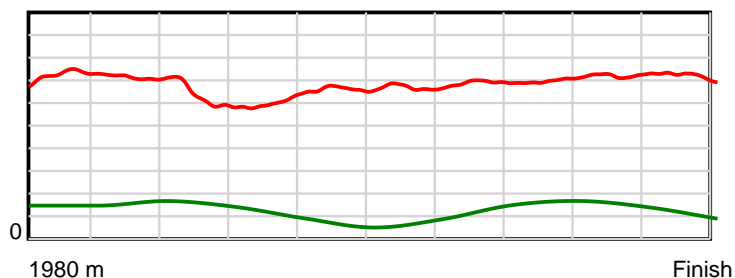
10 m Stride length



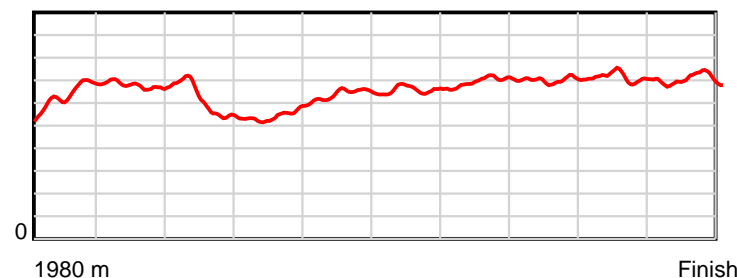
0.6 s Stride duration



20 m/sec Speed



100 % Stride efficiency



Note: Horizontal distance axis grid lines are 200m furlongs.

Disclaimer.

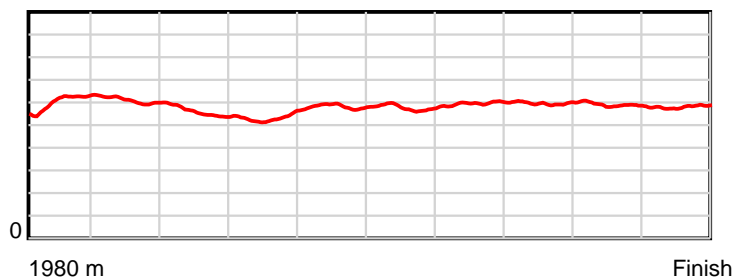
HRNZ and NZMTC and Thoroughbred Ratings Pty Ltd accepts no responsibility for the completeness or accuracy of any of the information contained herein, and makes no representations about its suitability for any particular purpose. Users should make their own judgements about those matters and/or seek independent advice. You assume all risks associated with use of the data provided on this page.

Race Results

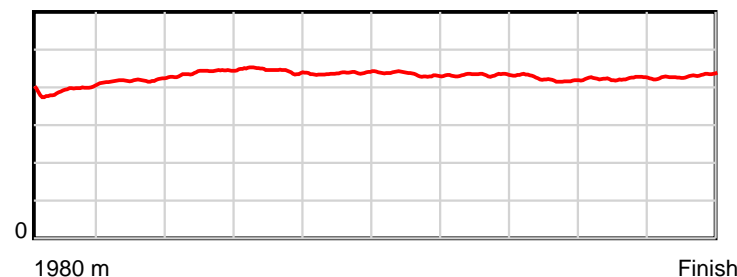
February 28, 2025, Race 10, GOLD BAND TAXIS MOBILE PACE, Distance 1980m, Addington - Survey 1980m

Result	TAB no.	Horse (Barrier)	1980 to	1800m to	1600m to	1400m to	1200m to	1000m to	800m to	600m to	400m to	200m to	Total or	Margin
5th	4	Don't Tell Jen... (4)	1800m	1600m	1400m	1200m	1000m	800m	600m	400m	200m	WP	Average	
		Position in running (margin)	-	1(0.0)	1(0.0)	1(0.0)	1(0.0)	1(0.0)	1(0.0)	1(0.0)	1(0.0)	2(0.8)		3.30
		Sectional time (s)	11.97	14.21	15.89	16.74	14.97	15.29	14.54	14.52	14.37	14.78		
		Cumulative time (s)	147.28	135.31	121.10	105.21	88.47	73.50	58.21	43.67	29.15	14.78	2:27.28	
		Speed (m/s)	15.03	14.07	12.59	11.95	13.36	13.08	13.76	13.77	13.92	13.53	13.44	
		Stride length (m)	5.98	5.90	5.54	5.32	5.85	5.68	5.94	5.81	5.89	5.82	5.77	
		Stride duration (s)	0.392	0.419	0.440	0.445	0.438	0.435	0.432	0.422	0.423	0.430	0.429	
		Stride efficiency (%)	55.95	54.36	48.01	44.20	53.42	50.49	55.21	52.84	54.23	52.98	51.95	
		Stride count	30.08	33.91	36.08	37.61	34.21	35.18	33.65	34.39	33.95	34.35	343.41	

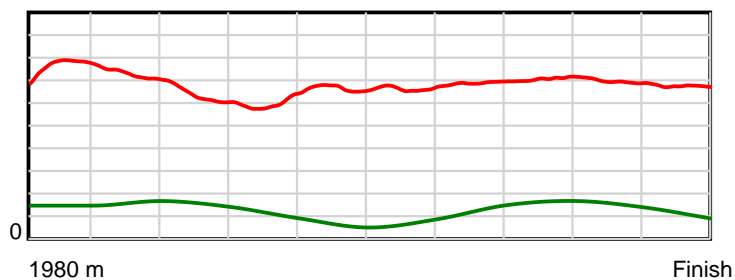
10 m Stride length



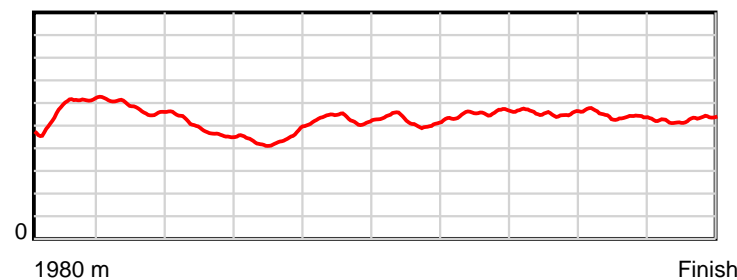
0.6 s Stride duration



20 m/sec Speed



100 % Stride efficiency



Note: Horizontal distance axis grid lines are 200m furlongs.

Disclaimer.

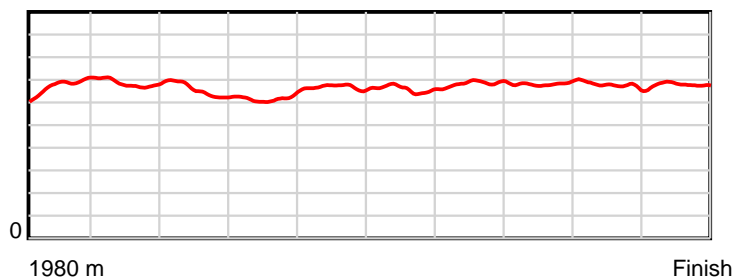
HRNZ and NZMTC and Thoroughbred Ratings Pty Ltd accepts no responsibility for the completeness or accuracy of any of the information contained herein, and makes no representations about its suitability for any particular purpose. Users should make their own judgements about those matters and/or seek independent advice. You assume all risks associated with use of the data provided on this page.

Race Results

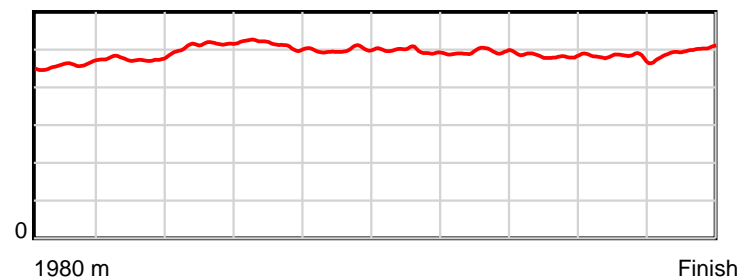
February 28, 2025, Race 10, GOLD BAND TAXIS MOBILE PACE, Distance 1980m, Addington - Survey 1980m

Result	TAB no.	Horse (Barrier)	1980 to	1800m to	1600m to	1400m to	1200m to	1000m to	800m to	600m to	400m to	200m to	Total or	Margin
6th	1	Franco Hoffman (1)	1800m	1600m	1400m	1200m	1000m	800m	600m	400m	200m	WP	Average	
		Position in running (margin)	-	5(3.7)	5(3.6)	4(3.3)	5(3.6)	6(3.7)	6(3.9)	6(4.0)	4(3.2)	4(3.5)		5.20
		Sectional time (s)	12.48	14.19	15.84	16.79	14.98	15.31	14.56	14.38	14.30	14.81		
		Cumulative time (s)	147.64	135.16	120.97	105.13	88.34	73.36	58.05	43.49	29.11	14.81	2:27.64	
		Speed (m/s)	14.42	14.09	12.63	11.91	13.35	13.06	13.74	13.91	13.99	13.50	13.41	
		Stride length (m)	6.72	6.70	6.47	6.12	6.66	6.48	6.79	6.72	6.72	6.73	6.60	
		Stride duration (s)	0.460	0.476	0.513	0.514	0.499	0.496	0.494	0.483	0.481	0.498	0.492	
		Stride efficiency (%)	70.67	70.22	65.44	58.54	69.33	65.63	72.04	70.48	70.63	70.81	68.16	
		Stride count	26.77	29.84	30.91	32.68	30.03	30.86	29.46	29.78	29.75	29.71	299.79	

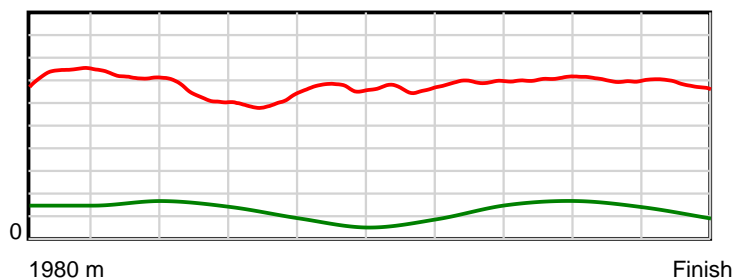
10 m Stride length



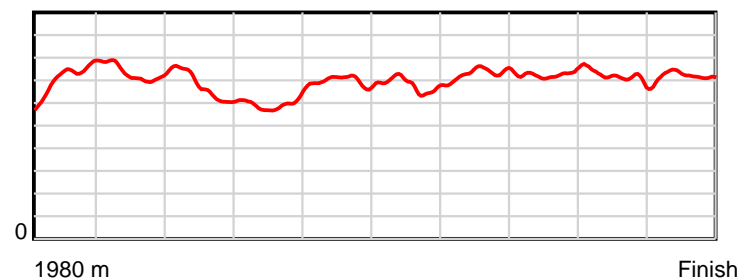
0.6 s Stride duration



20 m/sec Speed



100 % Stride efficiency



Note: Horizontal distance axis grid lines are 200m furlongs.

Disclaimer.

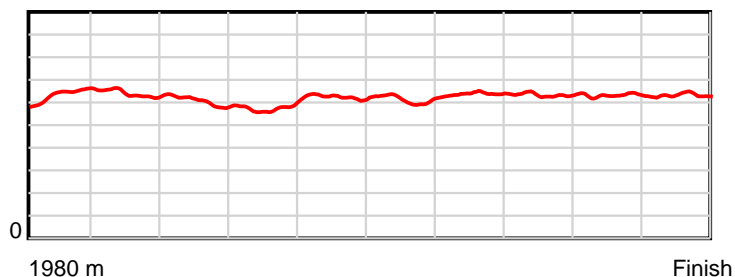
HRNZ and NZMTC and Thoroughbred Ratings Pty Ltd accepts no responsibility for the completeness or accuracy of any of the information contained herein, and makes no representations about its suitability for any particular purpose. Users should make their own judgements about those matters and/or seek independent advice. You assume all risks associated with use of the data provided on this page.

Race Results

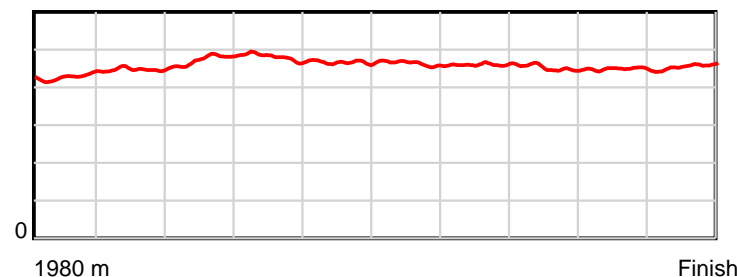
February 28, 2025, Race 10, GOLD BAND TAXIS MOBILE PACE, Distance 1980m, Addington - Survey 1980m

Result	TAB no.	Horse (Barrier)	1980 to	1800m to	1600m to	1400m to	1200m to	1000m to	800m to	600m to	400m to	200m to	Total or	Margin
7th	10	Westar Molly (10)	1800m	1600m	1400m	1200m	1000m	800m	600m	400m	200m	WP	Average	
		Position in running (margin)	-	8(5.7)	7(6.5)	6(6.2)	9(5.7)	9(5.7)	9(5.8)	10(5.6)	9(5.7)	8(5.9)		6.10
		Sectional time (s)	12.97	14.35	15.83	16.66	14.98	15.29	14.51	14.54	14.27	14.39		
		Cumulative time (s)	147.79	134.82	120.47	104.64	87.98	73.00	57.71	43.20	28.66	14.39	2:27.79	
		Speed (m/s)	13.87	13.94	12.63	12.00	13.35	13.08	13.78	13.76	14.02	13.90	13.40	
		Stride length (m)	6.29	6.24	6.00	5.77	6.22	6.06	6.34	6.20	6.28	6.34	6.17	
		Stride duration (s)	0.428	0.447	0.475	0.480	0.466	0.463	0.460	0.451	0.448	0.456	0.460	
		Stride efficiency (%)	61.80	60.75	56.18	51.94	60.40	57.40	62.88	60.07	61.67	62.75	59.41	
		Stride count	28.62	32.08	33.36	34.69	32.17	33.00	31.53	32.26	31.84	31.56	321.11	

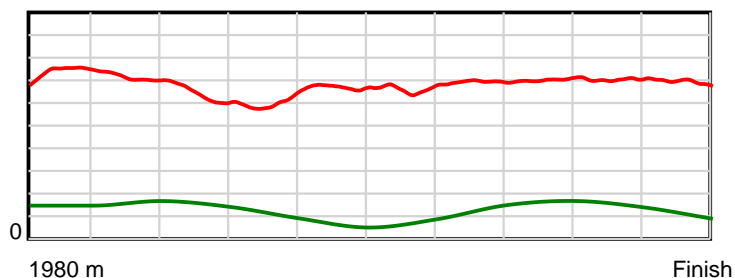
10 m Stride length



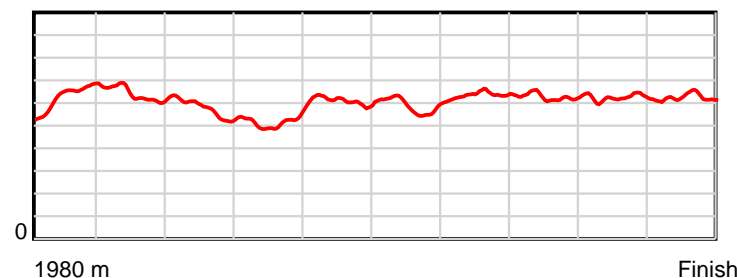
0.6 s Stride duration



20 m/sec Speed



100 % Stride efficiency



Note: Horizontal distance axis grid lines are 200m furlongs.

Disclaimer.

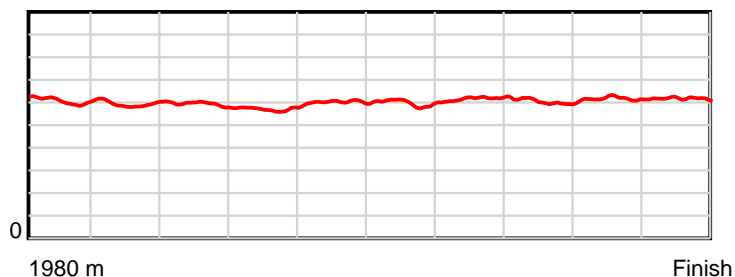
HRNZ and NZMTC and Thoroughbred Ratings Pty Ltd accepts no responsibility for the completeness or accuracy of any of the information contained herein, and makes no representations about its suitability for any particular purpose. Users should make their own judgements about those matters and/or seek independent advice. You assume all risks associated with use of the data provided on this page.

Race Results

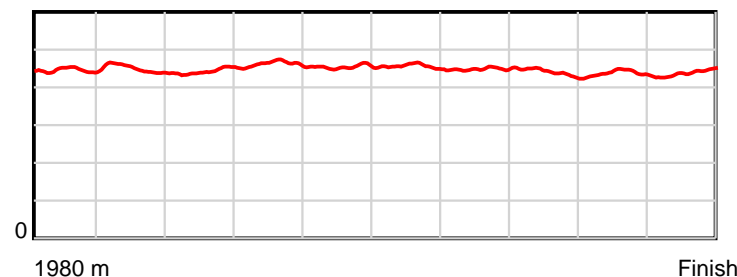
February 28, 2025, Race 10, GOLD BAND TAXIS MOBILE PACE, Distance 1980m, Addington - Survey 1980m

Result	TAB no.	Horse (Barrier)	1980 to	1800m to	1600m to	1400m to	1200m to	1000m to	800m to	600m to	400m to	200m to	Total or	Margin
8th	9	Just Ask Paddy (9)	1800m	1600m	1400m	1200m	1000m	800m	600m	400m	200m	WP	Average	
		Position in running (margin)	-	12(10.1)	12(18.0)	11(11.8)	11(7.5)	11(7.5)	12(7.8)	12(7.5)	12(8.5)	9(7.3)		6.30
		Sectional time (s)	13.63	15.53	14.86	16.02	14.97	15.34	14.50	14.69	14.03	14.26		
		Cumulative time (s)	147.83	134.20	118.67	103.81	87.79	72.82	57.48	42.98	28.29	14.26	2:27.83	
		Speed (m/s)	13.20	12.88	13.46	12.48	13.36	13.04	13.79	13.61	14.26	14.03	13.39	
		Stride length (m)	5.99	5.79	5.97	5.77	6.07	5.94	6.19	5.96	6.24	6.16	6.00	
		Stride duration (s)	0.445	0.449	0.443	0.462	0.454	0.456	0.449	0.438	0.438	0.439	0.448	
		Stride efficiency (%)	56.10	52.36	55.62	52.01	57.48	55.16	59.92	55.58	60.79	59.36	56.33	
		Stride count	30.04	34.55	33.52	34.67	32.98	33.66	32.30	33.54	32.07	32.45	329.78	

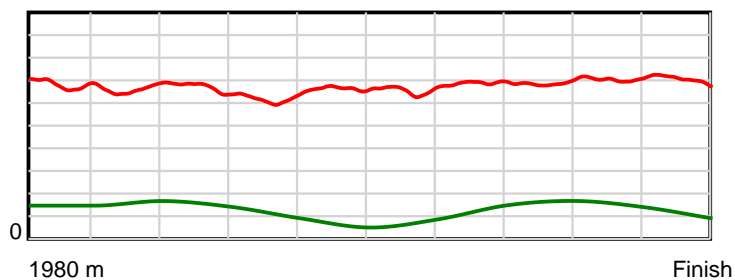
10 m Stride length



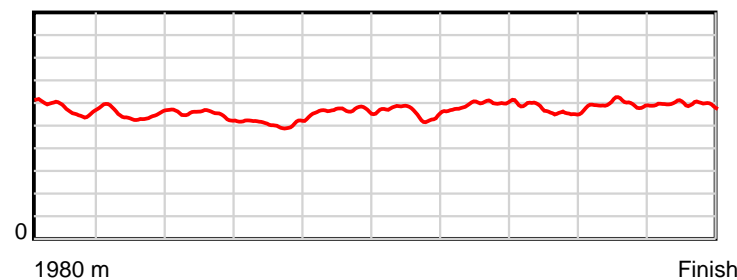
0.6 s Stride duration



20 m/sec Speed



100 % Stride efficiency



Note: Horizontal distance axis grid lines are 200m furlongs.

Disclaimer.

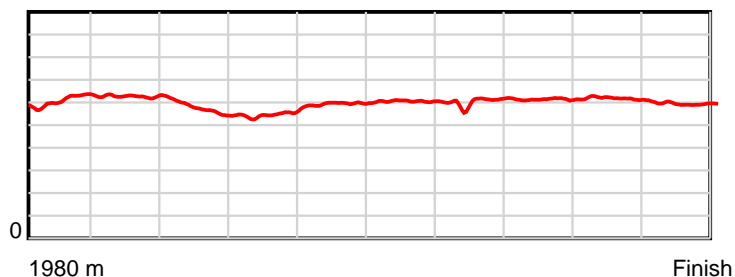
HRNZ and NZMTC and Thoroughbred Ratings Pty Ltd accepts no responsibility for the completeness or accuracy of any of the information contained herein, and makes no representations about its suitability for any particular purpose. Users should make their own judgements about those matters and/or seek independent advice. You assume all risks associated with use of the data provided on this page.

Race Results

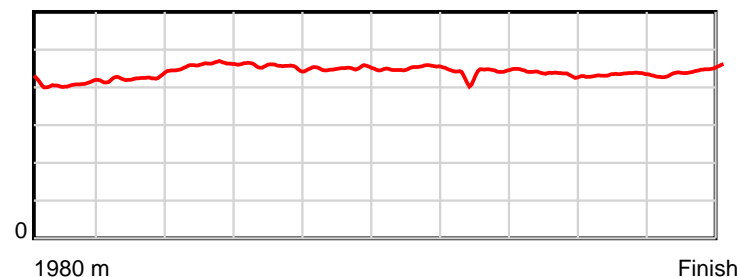
February 28, 2025, Race 10, GOLD BAND TAXIS MOBILE PACE, Distance 1980m, Addington - Survey 1980m

Result	TAB no.	Horse (Barrier)	1980 to	1800m to	1600m to	1400m to	1200m to	1000m to	800m to	600m to	400m to	200m to	Total or	Margin
9th	8	Dancing Desire (8)	1800m	1600m	1400m	1200m	1000m	800m	600m	400m	200m	WP	Average	
		Position in running (margin)	-	3(2.4)	2(1.3)	3(2.8)	3(1.8)	5(3.5)	5(3.6)	5(3.5)	6(4.1)	5(3.7)		6.40
		Sectional time (s)	12.23	14.02	16.13	16.57	15.25	15.32	14.51	14.64	14.18	15.00		
		Cumulative time (s)	147.85	135.62	121.60	105.47	88.90	73.65	58.33	43.82	29.18	15.00	2:27.85	
		Speed (m/s)	14.71	14.27	12.40	12.07	13.11	13.05	13.78	13.66	14.10	13.33	13.39	
		Stride length (m)	6.07	6.07	5.70	5.50	5.90	5.89	6.04	5.95	6.12	5.93	5.91	
		Stride duration (s)	0.407	0.425	0.460	0.456	0.450	0.451	0.438	0.435	0.434	0.445	0.441	
		Stride efficiency (%)	57.65	57.51	50.81	47.27	54.44	54.27	56.95	55.33	58.45	54.92	54.58	
		Stride count	29.64	32.97	35.07	36.36	33.88	33.94	33.13	33.61	32.70	33.74	335.04	

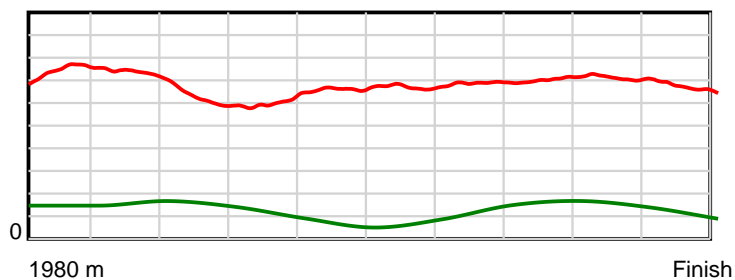
10 m Stride length



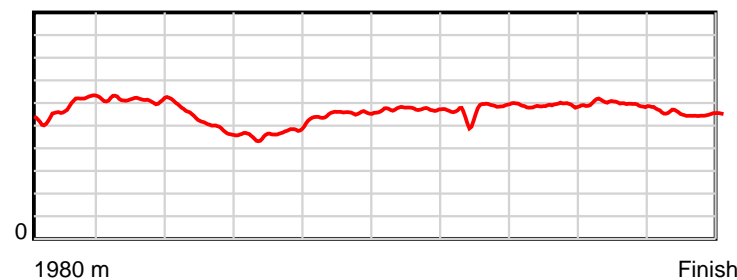
0.6 s Stride duration



20 m/sec Speed



100 % Stride efficiency



Note: Horizontal distance axis grid lines are 200m furlongs.

Disclaimer.

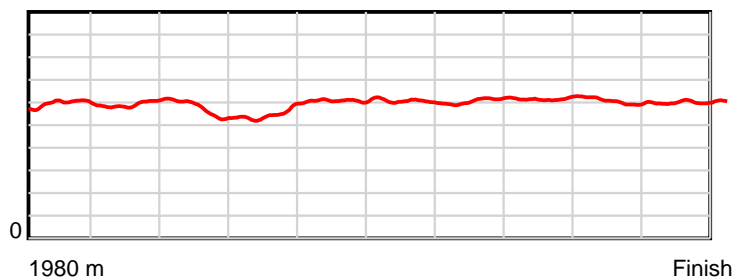
HRNZ and NZMTC and Thoroughbred Ratings Pty Ltd accepts no responsibility for the completeness or accuracy of any of the information contained herein, and makes no representations about its suitability for any particular purpose. Users should make their own judgements about those matters and/or seek independent advice. You assume all risks associated with use of the data provided on this page.

Race Results

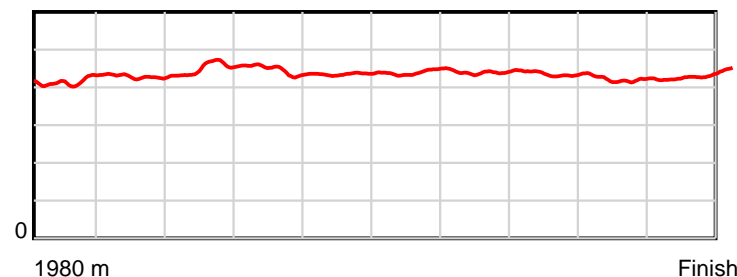
February 28, 2025, Race 10, GOLD BAND TAXIS MOBILE PACE, Distance 1980m, Addington - Survey 1980m

Result	TAB no.	Horse (Barrier)	1980 to	1800m to	1600m to	1400m to	1200m to	1000m to	800m to	600m to	400m to	200m to	Total or	Margin
10th	6	Auntie Deb (6)	1800m	1600m	1400m	1200m	1000m	800m	600m	400m	200m	WP	Average	
		Position in running (margin)	-	7(5.1)	9(9.9)	10(11.8)	12(7.9)	10(6.1)	10(5.8)	9(5.3)	10(7.0)	11(9.4)		8.50
		Sectional time (s)	12.60	15.01	16.20	16.09	14.67	15.25	14.46	14.80	14.64	14.52		
		Cumulative time (s)	148.24	135.64	120.63	104.43	88.34	73.67	58.42	43.96	29.16	14.52	2:28.24	
		Speed (m/s)	14.28	13.32	12.35	12.43	13.63	13.11	13.83	13.51	13.66	13.77	13.36	
		Stride length (m)	5.92	5.72	5.58	5.55	5.94	5.78	6.08	5.87	5.73	5.98	5.81	
		Stride duration (s)	0.415	0.429	0.452	0.446	0.435	0.441	0.439	0.434	0.420	0.434	0.435	
		Stride efficiency (%)	54.85	51.05	48.62	48.05	55.10	52.23	57.75	53.83	51.35	55.85	52.72	
		Stride count	30.38	34.99	35.85	36.07	33.68	34.59	32.90	34.08	34.89	33.45	340.88	

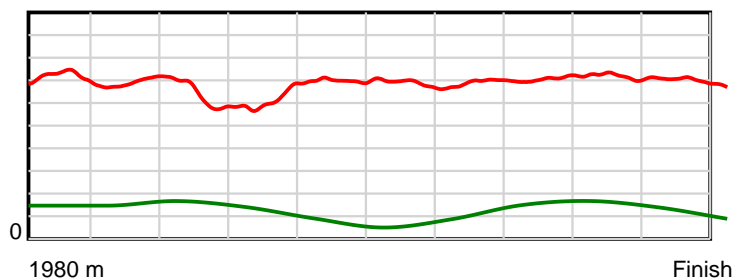
10 m Stride length



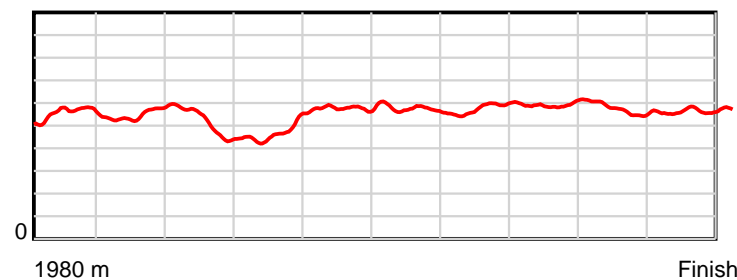
0.6 s Stride duration



20 m/sec Speed



100 % Stride efficiency



Note: Horizontal distance axis grid lines are 200m furlongs.

Disclaimer.

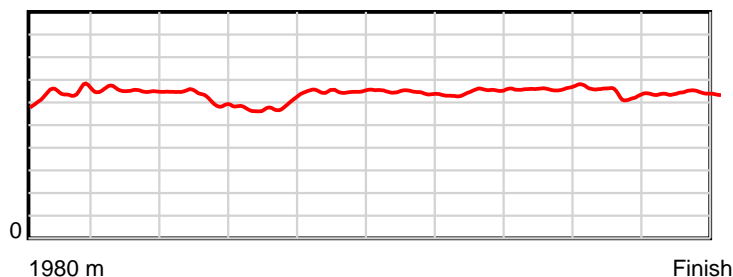
HRNZ and NZMTC and Thoroughbred Ratings Pty Ltd accepts no responsibility for the completeness or accuracy of any of the information contained herein, and makes no representations about its suitability for any particular purpose. Users should make their own judgements about those matters and/or seek independent advice. You assume all risks associated with use of the data provided on this page.

Race Results

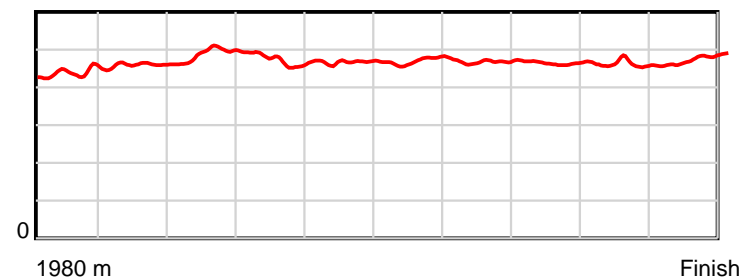
February 28, 2025, Race 10, GOLD BAND TAXIS MOBILE PACE, Distance 1980m, Addington - Survey 1980m

Result	TAB no.	Horse (Barrier)	1980 to	1800m to	1600m to	1400m to	1200m to	1000m to	800m to	600m to	400m to	200m to	Total or	Margin
11th	11	Crusher Lou (11)	1800m	1600m	1400m	1200m	1000m	800m	600m	400m	200m	WP	Average	
		Position in running (margin)	-	9(6.7)	8(7.7)	8(9.2)	8(5.6)	7(4.4)	7(4.1)	7(4.1)	8(5.3)	10(8.8)		11.20
		Sectional time (s)	13.06	14.38	16.13	16.14	14.77	15.23	14.54	14.72	14.84	14.93		
		Cumulative time (s)	148.74	135.68	121.30	105.17	89.03	74.26	59.03	44.49	29.77	14.93	2:28.74	
		Speed (m/s)	13.78	13.91	12.40	12.39	13.54	13.13	13.76	13.59	13.48	13.40	13.31	
		Stride length (m)	6.35	6.39	6.06	5.87	6.32	6.18	6.43	6.31	6.21	6.40	6.25	
		Stride duration (s)	0.439	0.460	0.489	0.474	0.467	0.471	0.468	0.464	0.461	0.478	0.469	
		Stride efficiency (%)	63.08	63.80	57.47	53.79	62.46	59.73	64.63	62.14	60.31	63.99	60.99	
		Stride count	28.33	31.30	32.98	34.09	31.63	32.35	31.10	31.72	32.19	31.25	316.94	

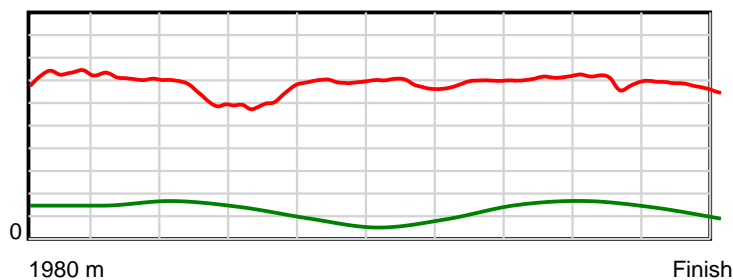
10 m Stride length



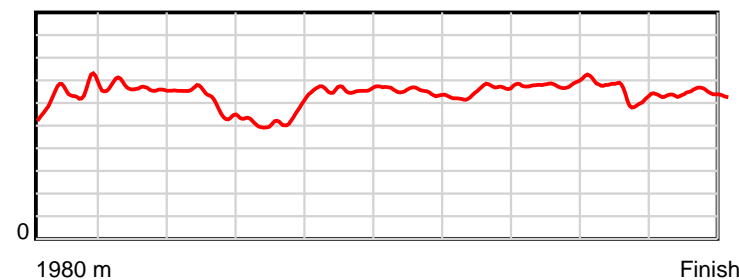
0.6 s Stride duration



20 m/sec Speed



100 % Stride efficiency



Note: Horizontal distance axis grid lines are 200m furlongs.

Disclaimer.

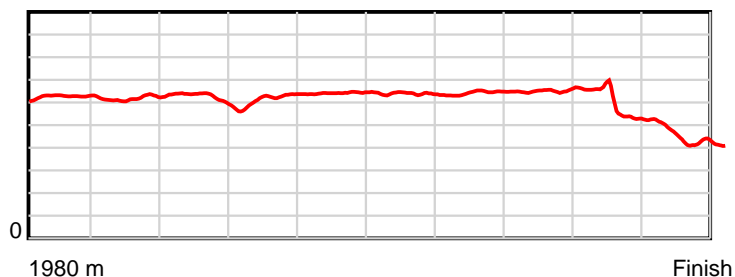
HRNZ and NZMTC and Thoroughbred Ratings Pty Ltd accepts no responsibility for the completeness or accuracy of any of the information contained herein, and makes no representations about its suitability for any particular purpose. Users should make their own judgements about those matters and/or seek independent advice. You assume all risks associated with use of the data provided on this page.

Race Results

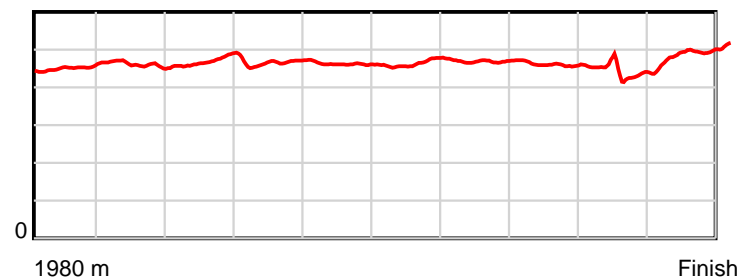
February 28, 2025, Race 10, GOLD BAND TAXIS MOBILE PACE, Distance 1980m, Addington - Survey 1980m

Result	TAB no.	Horse (Barrier)	1980 to	1800m to	1600m to	1400m to	1200m to	1000m to	800m to	600m to	400m to	200m to	Total or	Margin
12th	7	Luna Dolce (7)	1800m	1600m	1400m	1200m	1000m	800m	600m	400m	200m	WP	Average	
		Position in running (margin)	-	11(8.3)	11(16.4)	12(13.5)	7(3.7)	4(2.5)	4(2.2)	3(2.2)	5(3.2)	12(16.2)		64.70
		Sectional time (s)	13.02	15.57	15.40	15.10	14.77	15.24	14.54	14.70	16.41	23.88		
		Cumulative time (s)	158.63	145.61	130.04	114.64	99.54	84.77	69.53	54.99	40.29	23.88	2:38.63	
		Speed (m/s)	13.82	12.85	12.99	13.25	13.54	13.12	13.76	13.61	12.19	8.38	12.48	
		Stride length (m)	6.19	5.92	6.12	6.15	6.24	6.11	6.45	6.24	5.38	4.16	5.80	
		Stride duration (s)	0.451	0.461	0.471	0.465	0.461	0.465	0.469	0.458	0.441	0.497	0.465	
		Stride efficiency (%)	59.85	54.73	58.45	59.19	60.82	58.28	64.98	60.83	45.15	27.07	52.61	
		Stride count	29.08	33.79	32.70	32.50	32.06	32.75	31.02	32.06	37.21	48.06	341.23	

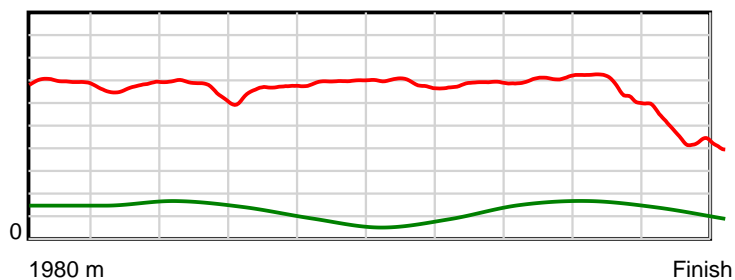
10 m Stride length



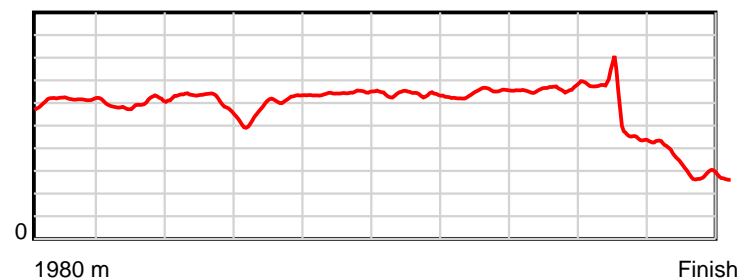
0.6 s Stride duration



20 m/sec Speed



100 % Stride efficiency



Note: Horizontal distance axis grid lines are 200m furlongs.

Disclaimer.

HRNZ and NZMTC and Thoroughbred Ratings Pty Ltd accepts no responsibility for the completeness or accuracy of any of the information contained herein, and makes no representations about its suitability for any particular purpose. Users should make their own judgements about those matters and/or seek independent advice. You assume all risks associated with use of the data provided on this page.