



Race Results

NZ Metropolitan Trotting Club Inc, HRNZ, February 28, 2025

Compilation date: February 28, 2025, 6:39:30 PM (NZDT)

Copyright © 2025 HRNZ and NZMTC. All rights reserved.

Trademarks.

StrideMASTER is a registered trademark of Thoroughbred Ratings Pty Ltd.

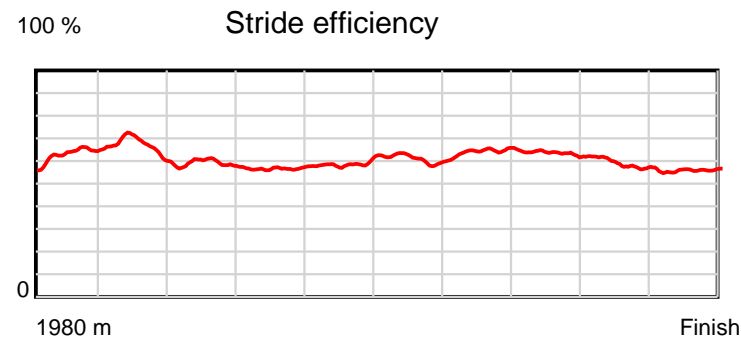
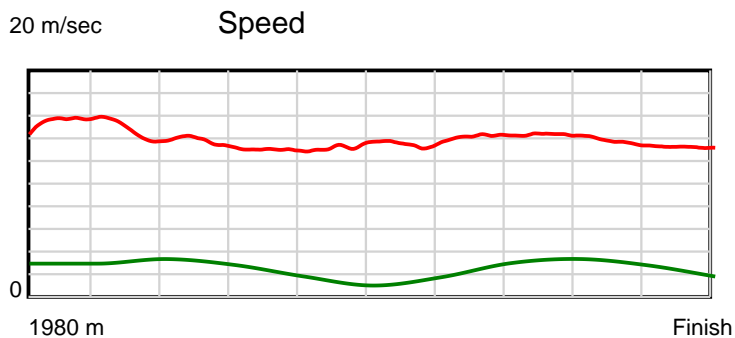
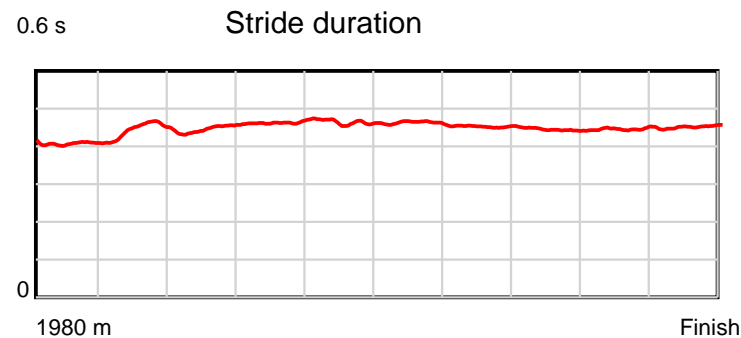
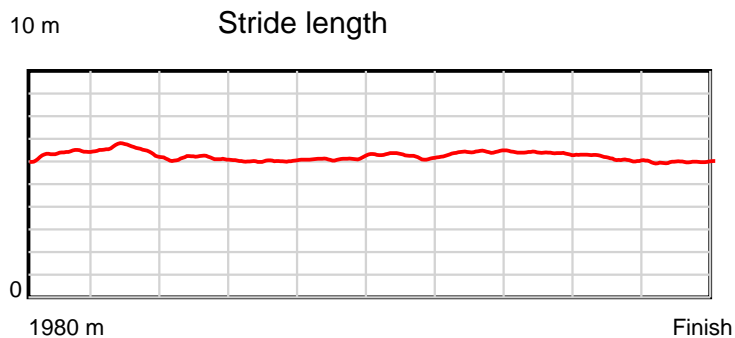
Disclaimer.

HRNZ and NZMTC and Thoroughbred Ratings Pty Ltd accepts no responsibility for the completeness or accuracy of any of the information contained herein, and makes no representations about its suitability for any particular purpose. Users should make their own judgements about those matters and/or seek independent advice. You assume all risks associated with use of the data provided on this page.

Race Results

February 28, 2025, Race 4, WOODLANDS STUD THANKS BUYERS MOBILE PACE, Distance 1980m, Addington - Survey 1980m

Result	TAB no.	Horse (Barrier)	1980 to	1800m to	1600m to	1400m to	1200m to	1000m to	800m to	600m to	400m to	200m to	Total or	Margin
1st	3	Bettor Be Shar... (3)	1800m	1600m	1400m	1200m	1000m	800m	600m	400m	200m	WP	Average	
		Position in running (margin)	-	1(0.0)	2(2.8)	1(0.0)	1(0.0)	1(0.0)	1(0.0)	1(0.0)	1(0.0)	2(0.0)		0.00
		Sectional time (s)	11.85	14.29	14.68	15.46	15.18	15.37	14.25	14.59	14.63	15.14		
		Cumulative time (s)	145.44	133.59	119.30	104.62	89.16	73.98	58.61	44.36	29.77	15.14	2:25.44	
		Speed (m/s)	15.19	14.00	13.62	12.94	13.18	13.01	14.04	13.71	13.67	13.21	13.61	
		Stride length (m)	6.25	6.22	6.08	5.99	6.11	6.01	6.35	6.09	6.10	5.98	6.11	
		Stride duration (s)	0.407	0.445	0.446	0.463	0.464	0.462	0.453	0.444	0.446	0.453	0.449	
		Stride efficiency (%)	60.97	60.54	57.68	56.02	58.38	56.46	63.06	57.94	58.10	55.82	58.41	
		Stride count	28.82	32.13	32.92	33.40	32.72	33.27	31.48	32.85	32.80	33.46	323.85	



Note: Horizontal distance axis grid lines are 200m furlongs.

Disclaimer.

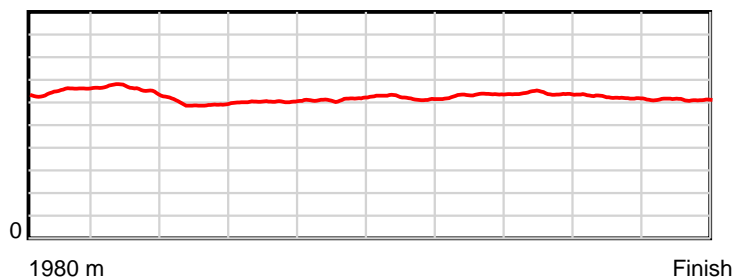
HRNZ and NZMTC and Thoroughbred Ratings Pty Ltd accepts no responsibility for the completeness or accuracy of any of the information contained herein, and makes no representations about its suitability for any particular purpose. Users should make their own judgements about those matters and/or seek independent advice. You assume all risks associated with use of the data provided on this page.

Race Results

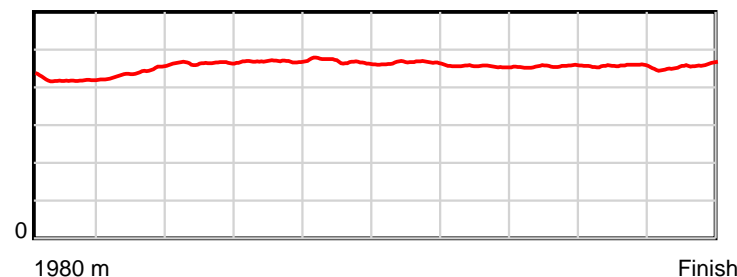
February 28, 2025, Race 4, WOODLANDS STUD THANKS BUYERS MOBILE PACE, Distance 1980m, Addington - Survey 1980m

Result	TAB no.	Horse (Barrier)	1980 to	1800m to	1600m to	1400m to	1200m to	1000m to	800m to	600m to	400m to	200m to	Total or	Margin
2nd	9	Stephs Boy (9)	1800m	1600m	1400m	1200m	1000m	800m	600m	400m	200m	WP	Average	
		Position in running (margin)	-	2(0.6)	1(0.0)	2(1.7)	3(1.7)	3(2.0)	3(1.5)	3(2.5)	4(2.2)	3(1.5)		0.20
		Sectional time (s)	11.84	13.73	15.42	15.47	15.23	15.29	14.42	14.54	14.52	15.02		
		Cumulative time (s)	145.48	133.64	119.91	104.49	89.02	73.79	58.50	44.08	29.54	15.02	2:25.48	
		Speed (m/s)	15.21	14.57	12.97	12.93	13.13	13.08	13.87	13.76	13.77	13.32	13.61	
		Stride length (m)	6.42	6.42	6.02	6.06	6.16	6.08	6.32	6.27	6.29	6.08	6.21	
		Stride duration (s)	0.419	0.441	0.464	0.469	0.469	0.465	0.456	0.456	0.456	0.456	0.456	
		Stride efficiency (%)	64.49	64.36	56.68	57.39	59.21	57.83	62.45	61.43	61.81	57.76	60.20	
		Stride count	28.02	31.16	33.21	33.00	32.49	32.88	31.64	31.90	31.80	32.90	319.00	

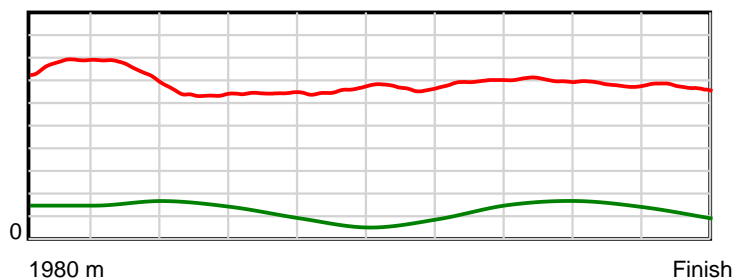
10 m Stride length



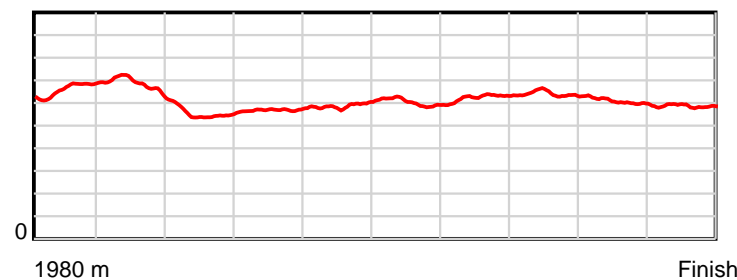
0.6 s Stride duration



20 m/sec Speed



100 % Stride efficiency



Note: Horizontal distance axis grid lines are 200m furlongs.

Disclaimer.

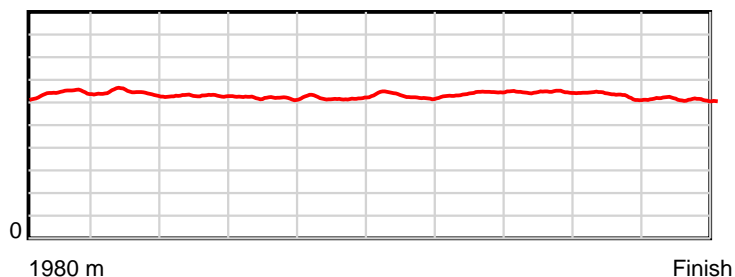
HRNZ and NZMTC and Thoroughbred Ratings Pty Ltd accepts no responsibility for the completeness or accuracy of any of the information contained herein, and makes no representations about its suitability for any particular purpose. Users should make their own judgements about those matters and/or seek independent advice. You assume all risks associated with use of the data provided on this page.

Race Results

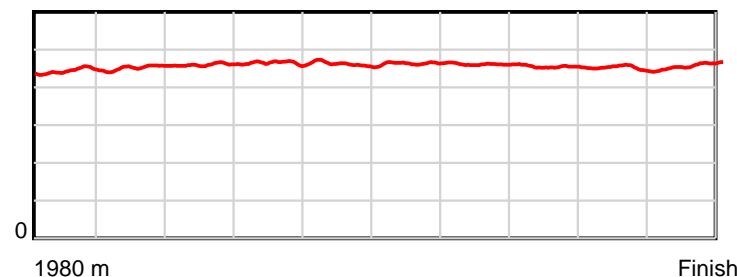
February 28, 2025, Race 4, WOODLANDS STUD THANKS BUYERS MOBILE PACE, Distance 1980m, Addington - Survey 1980m

Result	TAB no.	Horse (Barrier)	1980 to	1800m to	1600m to	1400m to	1200m to	1000m to	800m to	600m to	400m to	200m to	Total or	Margin
3rd	5	Ragazzo Major (5)	1800m	1600m	1400m	1200m	1000m	800m	600m	400m	200m	WP	Average	
		Position in running (margin)	-	6(5.5)	6(9.0)	6(6.5)	5(4.0)	4(3.1)	4(2.2)	4(3.2)	3(2.1)	4(1.7)		0.40
		Sectional time (s)	12.80	14.40	14.73	15.05	15.03	15.23	14.41	14.41	14.55	14.89		
		Cumulative time (s)	145.50	132.70	118.30	103.57	88.52	73.49	58.26	43.85	29.44	14.89	2:25.50	
		Speed (m/s)	14.07	13.89	13.58	13.29	13.31	13.13	13.88	13.88	13.75	13.43	13.61	
		Stride length (m)	6.37	6.28	6.24	6.17	6.14	6.09	6.40	6.30	6.19	6.16	6.23	
		Stride duration (s)	0.444	0.452	0.460	0.464	0.462	0.464	0.461	0.454	0.450	0.459	0.458	
		Stride efficiency (%)	63.34	61.59	60.88	59.51	58.98	58.01	63.91	62.07	59.89	59.33	60.69	
		Stride count	28.27	31.86	32.04	32.41	32.55	32.82	31.27	31.73	32.31	32.46	317.72	

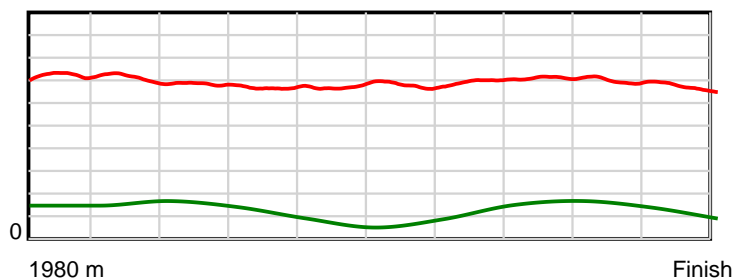
10 m Stride length



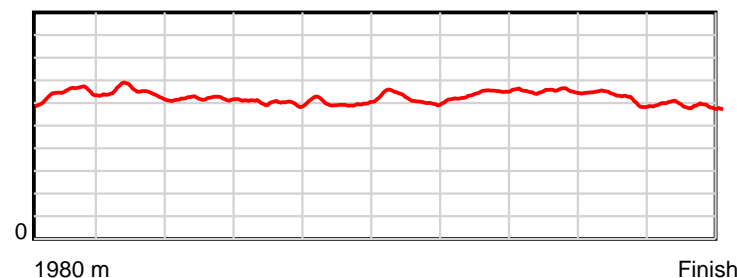
0.6 s Stride duration



20 m/sec Speed



100 % Stride efficiency



Note: Horizontal distance axis grid lines are 200m furlongs.

Disclaimer.

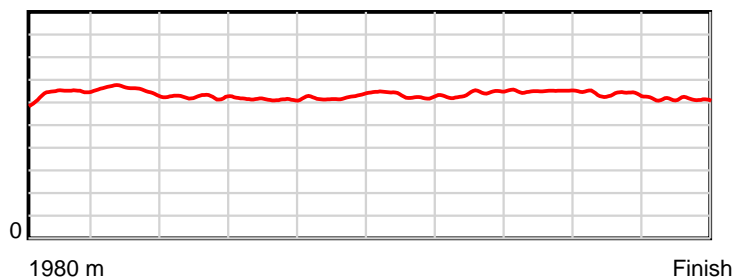
HRNZ and NZMTC and Thoroughbred Ratings Pty Ltd accepts no responsibility for the completeness or accuracy of any of the information contained herein, and makes no representations about its suitability for any particular purpose. Users should make their own judgements about those matters and/or seek independent advice. You assume all risks associated with use of the data provided on this page.

Race Results

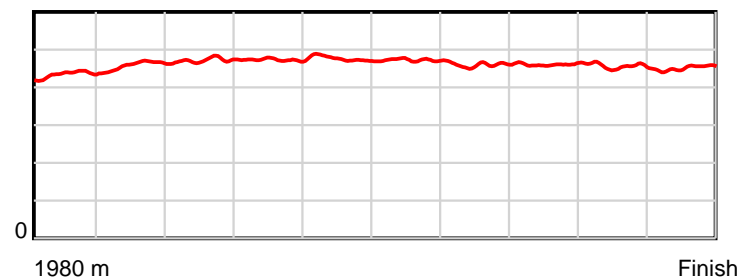
February 28, 2025, Race 4, WOODLANDS STUD THANKS BUYERS MOBILE PACE, Distance 1980m, Addington - Survey 1980m

Result	TAB no.	Horse (Barrier)	1980 to	1800m to	1600m to	1400m to	1200m to	1000m to	800m to	600m to	400m to	200m to	Total or	Margin
4th	1	Commander Joe (1)	1800m	1600m	1400m	1200m	1000m	800m	600m	400m	200m	WP	Average	
		Position in running (margin)	-	5(3.8)	4(7.0)	5(6.3)	6(5.8)	7(5.8)	7(5.2)	7(5.8)	7(5.5)	6(3.1)		0.70
		Sectional time (s)	12.49	14.36	15.02	15.39	15.19	15.27	14.36	14.53	14.22	14.74		
		Cumulative time (s)	145.57	133.08	118.72	103.70	88.31	73.12	57.85	43.49	28.96	14.74	2:25.57	
		Speed (m/s)	14.42	13.93	13.32	13.00	13.17	13.10	13.93	13.76	14.06	13.57	13.60	
		Stride length (m)	6.39	6.39	6.29	6.15	6.27	6.19	6.40	6.34	6.41	6.12	6.29	
		Stride duration (s)	0.435	0.459	0.472	0.473	0.476	0.472	0.459	0.461	0.456	0.451	0.463	
		Stride efficiency (%)	63.87	63.89	61.77	59.04	61.52	59.80	63.93	62.87	64.26	58.62	61.89	
		Stride count	28.15	31.28	31.81	32.54	31.87	32.33	31.27	31.53	31.19	32.65	314.62	

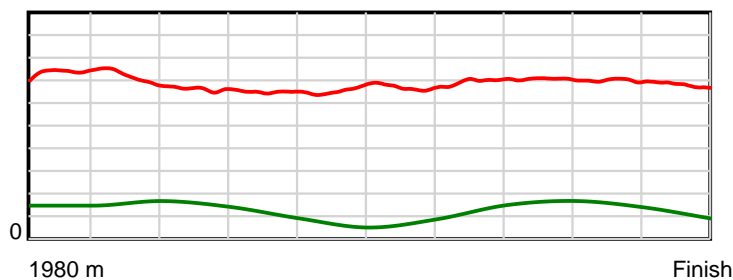
10 m Stride length



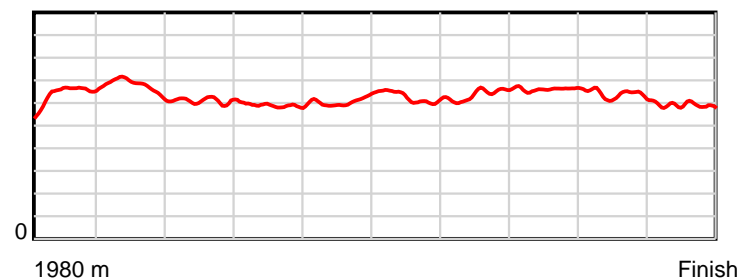
0.6 s Stride duration



20 m/sec Speed



100 % Stride efficiency



Note: Horizontal distance axis grid lines are 200m furlongs.

Disclaimer.

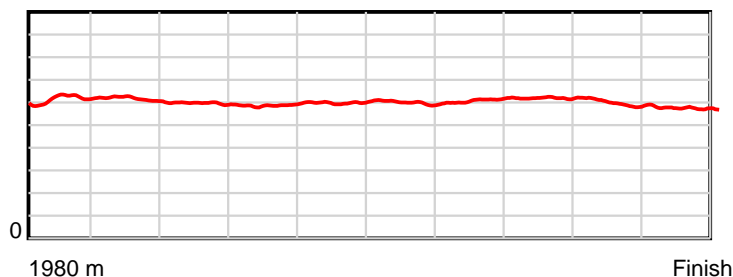
HRNZ and NZMTC and Thoroughbred Ratings Pty Ltd accepts no responsibility for the completeness or accuracy of any of the information contained herein, and makes no representations about its suitability for any particular purpose. Users should make their own judgements about those matters and/or seek independent advice. You assume all risks associated with use of the data provided on this page.

Race Results

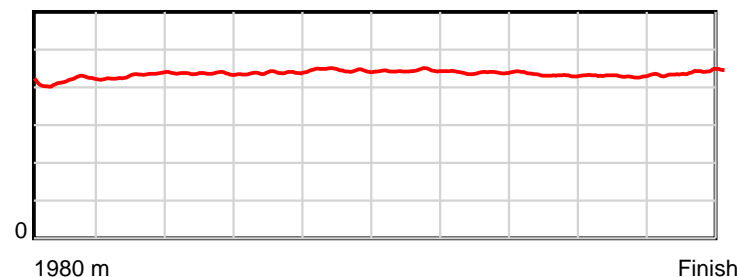
February 28, 2025, Race 4, WOODLANDS STUD THANKS BUYERS MOBILE PACE, Distance 1980m, Addington - Survey 1980m

Result	TAB no.	Horse (Barrier)	1980 to	1800m to	1600m to	1400m to	1200m to	1000m to	800m to	600m to	400m to	200m to	Total or	Margin
5th	7	American Blaze (7)	1800m	1600m	1400m	1200m	1000m	800m	600m	400m	200m	WP	Average	
		Position in running (margin)	-	4(3.7)	5(7.2)	4(4.6)	2(1.6)	2(0.7)	2(0.6)	2(1.4)	2(0.4)	1(0.0)		0.90
		Sectional time (s)	12.38	14.41	14.72	14.97	15.03	15.37	14.38	14.42	14.56	15.36		
		Cumulative time (s)	145.60	133.22	118.81	104.09	89.12	74.09	58.72	44.34	29.92	15.36	2:25.60	
		Speed (m/s)	14.54	13.88	13.59	13.36	13.31	13.01	13.91	13.87	13.74	13.02	13.60	
		Stride length (m)	6.09	5.99	5.93	5.86	5.93	5.78	6.11	6.00	5.91	5.73	5.93	
		Stride duration (s)	0.417	0.432	0.437	0.439	0.445	0.444	0.439	0.433	0.430	0.440	0.436	
		Stride efficiency (%)	57.96	56.12	55.04	53.68	54.91	52.21	58.30	56.27	54.54	51.22	54.94	
		Stride count	29.56	33.37	33.70	34.12	33.74	34.60	32.74	33.33	33.85	34.93	333.94	

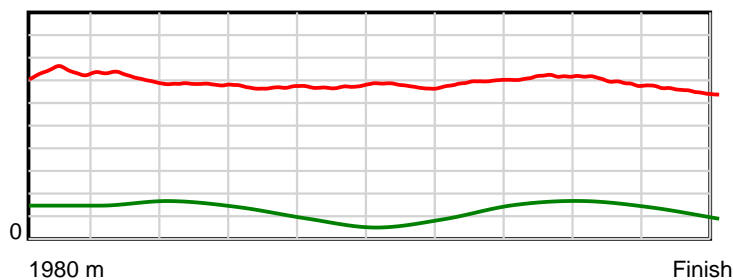
10 m Stride length



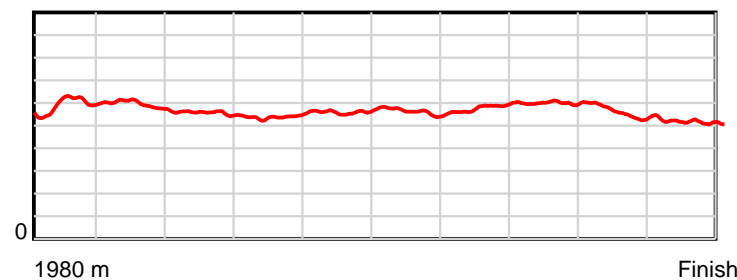
0.6 s Stride duration



20 m/sec Speed



100 % Stride efficiency



Note: Horizontal distance axis grid lines are 200m furlongs.

Disclaimer.

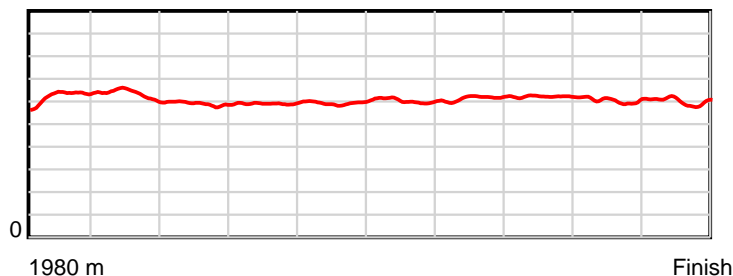
HRNZ and NZMTC and Thoroughbred Ratings Pty Ltd accepts no responsibility for the completeness or accuracy of any of the information contained herein, and makes no representations about its suitability for any particular purpose. Users should make their own judgements about those matters and/or seek independent advice. You assume all risks associated with use of the data provided on this page.

Race Results

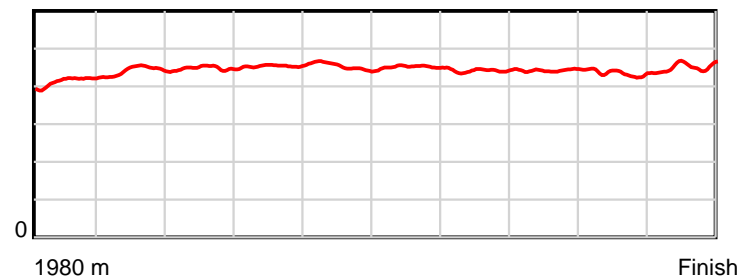
February 28, 2025, Race 4, WOODLANDS STUD THANKS BUYERS MOBILE PACE, Distance 1980m, Addington - Survey 1980m

Result	TAB no.	Horse (Barrier)	1980 to	1800m to	1600m to	1400m to	1200m to	1000m to	800m to	600m to	400m to	200m to	Total or	Margin
6th	2	Dave Duley (2)	1800m	1600m	1400m	1200m	1000m	800m	600m	400m	200m	WP	Average	
		Position in running (margin)	-	3(1.9)	3(4.5)	3(4.3)	4(3.7)	5(4.1)	5(3.7)	5(4.3)	5(3.6)	5(2.4)		1.90
		Sectional time (s)	12.10	14.26	15.12	15.36	15.25	15.30	14.36	14.47	14.42	15.15		
		Cumulative time (s)	145.79	133.69	119.43	104.31	88.95	73.70	58.40	44.04	29.57	15.15	2:25.79	
		Speed (m/s)	14.88	14.03	13.23	13.02	13.11	13.07	13.93	13.82	13.87	13.20	13.58	
		Stride length (m)	6.19	6.20	5.92	5.92	5.94	5.91	6.15	6.11	6.02	5.98	6.03	
		Stride duration (s)	0.415	0.442	0.448	0.454	0.453	0.452	0.442	0.442	0.434	0.453	0.444	
		Stride efficiency (%)	59.93	60.05	54.83	54.70	55.09	54.50	59.11	58.36	56.67	55.85	56.83	
		Stride count	29.07	32.26	33.76	33.80	33.68	33.86	32.52	32.73	33.21	33.45	328.34	

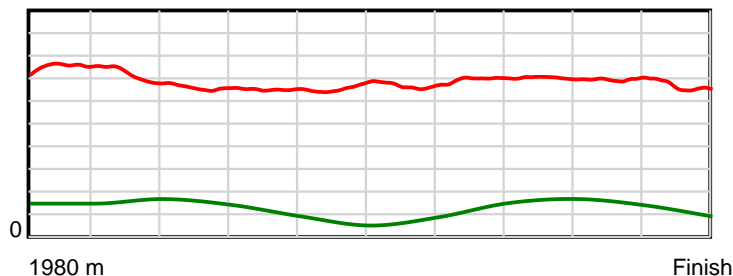
10 m Stride length



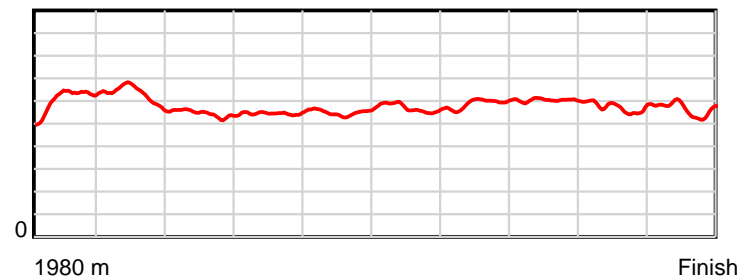
0.6 s Stride duration



20 m/sec Speed



100 % Stride efficiency



Note: Horizontal distance axis grid lines are 200m furlongs.

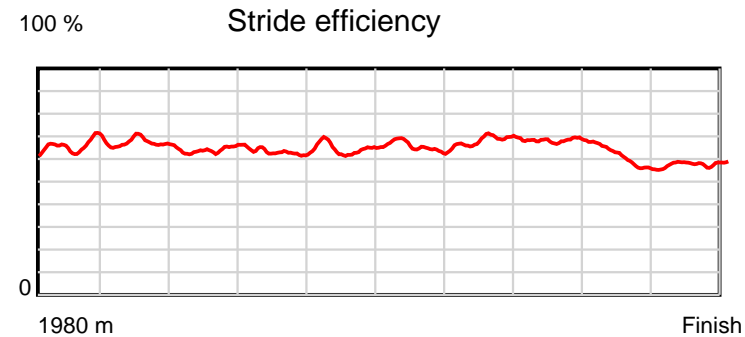
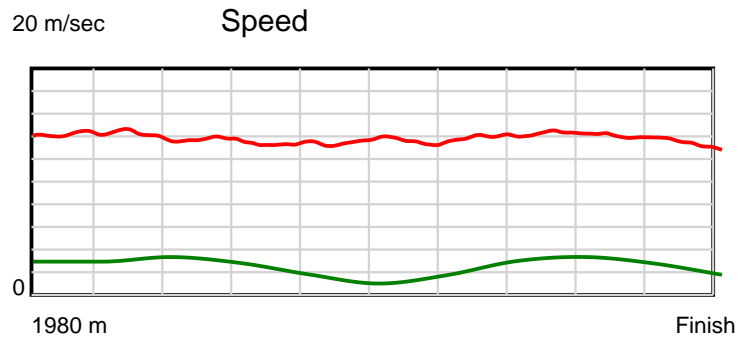
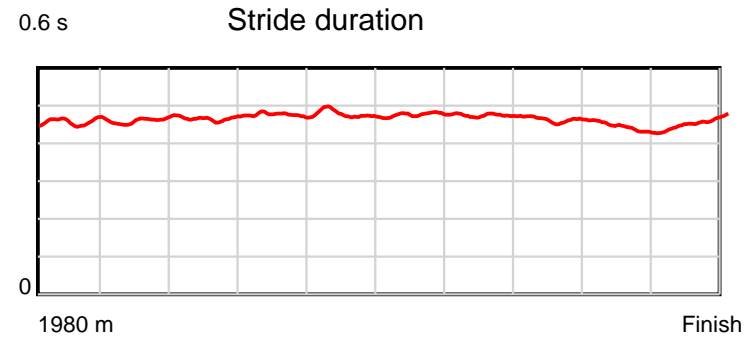
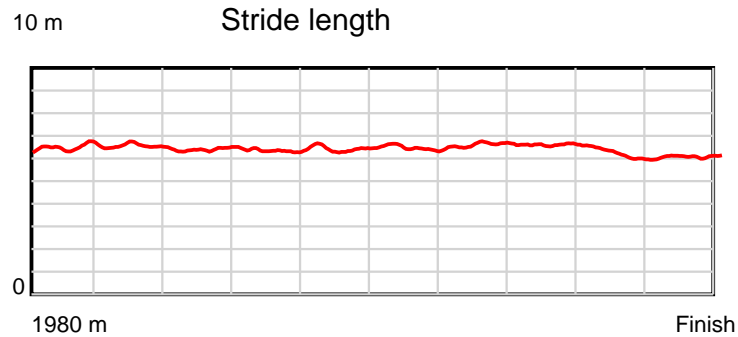
Disclaimer.

HRNZ and NZMTC and Thoroughbred Ratings Pty Ltd accepts no responsibility for the completeness or accuracy of any of the information contained herein, and makes no representations about its suitability for any particular purpose. Users should make their own judgements about those matters and/or seek independent advice. You assume all risks associated with use of the data provided on this page.

Race Results

February 28, 2025, Race 4, WOODLANDS STUD THANKS BUYERS MOBILE PACE, Distance 1980m, Addington - Survey 1980m

Result	TAB no.	Horse (Barrier)	1980 to	1800m to	1600m to	1400m to	1200m to	1000m to	800m to	600m to	400m to	200m to	Total or	Margin
7th	6	Bad Habits (6)	1800m	1600m	1400m	1200m	1000m	800m	600m	400m	200m	WP	Average	
		Position in running (margin)	-	9(7.8)	8(11.6)	7(8.3)	7(5.8)	6(5.2)	6(4.5)	6(5.1)	6(4.3)	7(3.2)		2.20
		Sectional time (s)	13.05	14.46	14.59	15.06	15.07	15.27	14.35	14.46	14.43	15.11		
		Cumulative time (s)	145.85	132.80	118.34	103.75	88.69	73.62	58.35	44.00	29.54	15.11	2:25.85	
		Speed (m/s)	13.80	13.83	13.71	13.28	13.27	13.10	13.94	13.83	13.86	13.24	13.58	
		Stride length (m)	6.43	6.36	6.38	6.31	6.33	6.25	6.59	6.39	6.09	6.06	6.32	
		Stride duration (s)	0.459	0.460	0.466	0.475	0.477	0.477	0.473	0.462	0.439	0.458	0.465	
		Stride efficiency (%)	64.70	63.31	63.68	62.23	62.62	61.01	67.86	63.81	57.96	57.46	62.34	
		Stride count	27.97	31.42	31.33	31.69	31.59	32.01	30.35	31.30	32.84	32.98	313.48	



Note: Horizontal distance axis grid lines are 200m furlongs.

Disclaimer.

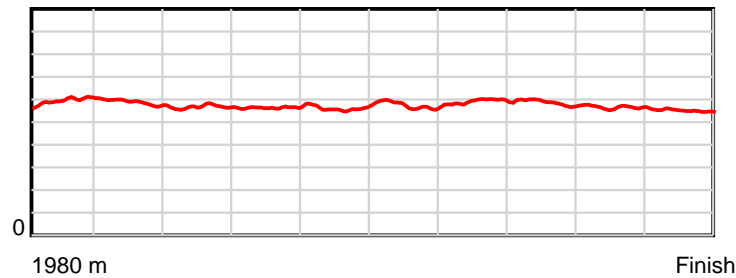
HRNZ and NZMTC and Thoroughbred Ratings Pty Ltd accepts no responsibility for the completeness or accuracy of any of the information contained herein, and makes no representations about its suitability for any particular purpose. Users should make their own judgements about those matters and/or seek independent advice. You assume all risks associated with use of the data provided on this page.

Race Results

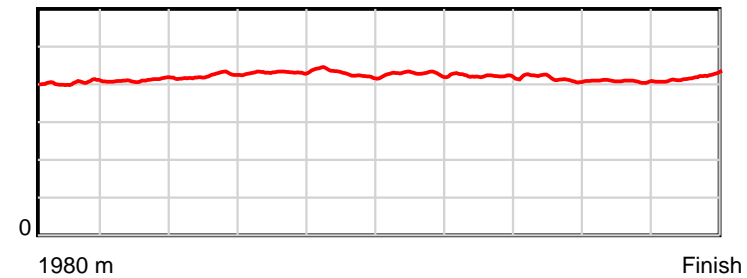
February 28, 2025, Race 4, WOODLANDS STUD THANKS BUYERS MOBILE PACE, Distance 1980m, Addington - Survey 1980m

Result	TAB no.	Horse (Barrier)	1980 to	1800m to	1600m to	1400m to	1200m to	1000m to	800m to	600m to	400m to	200m to	Total or	Margin
8th	4	Sans Repos (4)	1800m	1600m	1400m	1200m	1000m	800m	600m	400m	200m	WP	Average	
		Position in running (margin)	-	7(7.7)	7(10.5)	8(8.5)	8(7.6)	9(8.1)	9(7.7)	9(7.9)	9(7.7)	9(6.4)		6.20
		Sectional time (s)	12.93	14.29	14.81	15.31	15.27	15.31	14.28	14.56	14.41	15.41		
		Cumulative time (s)	146.58	133.65	119.36	104.55	89.24	73.97	58.66	44.38	29.82	15.41	2:26.58	
		Speed (m/s)	13.92	14.00	13.50	13.06	13.10	13.06	14.01	13.74	13.88	12.98	13.51	
		Stride length (m)	5.90	5.75	5.70	5.64	5.62	5.60	5.87	5.72	5.67	5.44	5.69	
		Stride duration (s)	0.405	0.411	0.422	0.432	0.429	0.428	0.419	0.416	0.408	0.420	0.421	
		Stride efficiency (%)	54.31	51.73	50.80	49.63	49.32	48.98	53.92	51.14	50.20	46.30	50.52	
		Stride count	30.53	34.76	35.08	35.49	35.60	35.72	34.05	34.96	35.29	36.74	348.22	

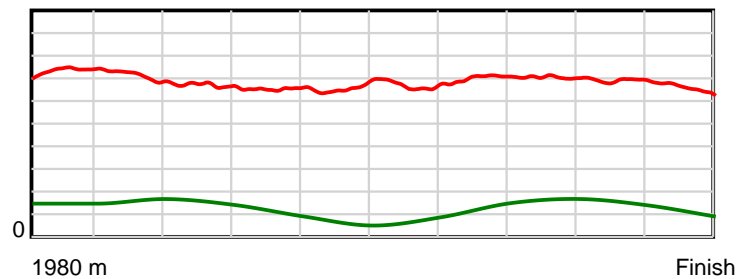
10 m Stride length



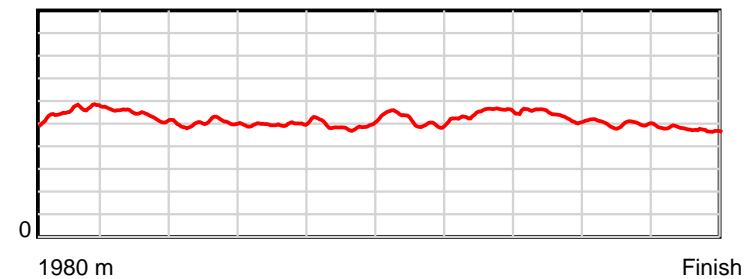
0.6 s Stride duration



20 m/sec Speed



100 % Stride efficiency



Note: Horizontal distance axis grid lines are 200m furlongs.

Disclaimer.

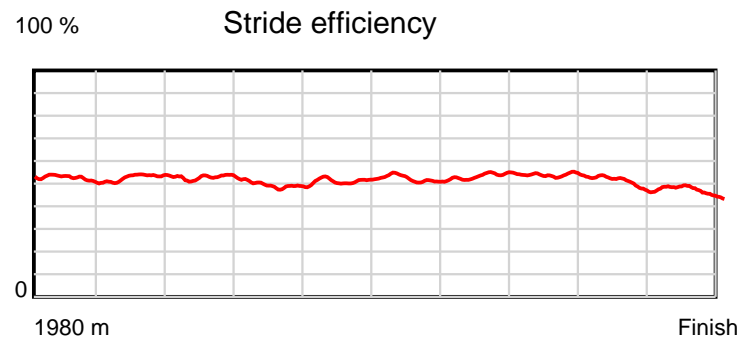
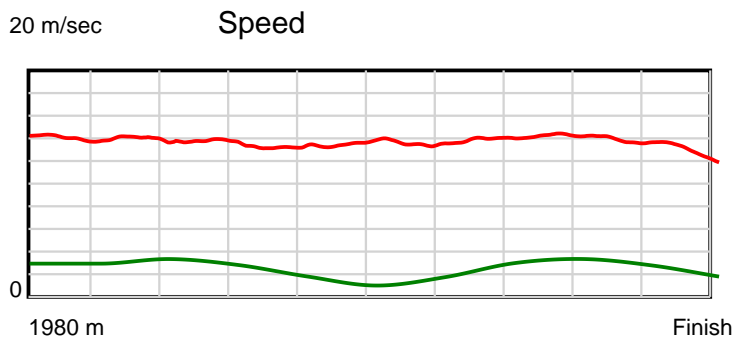
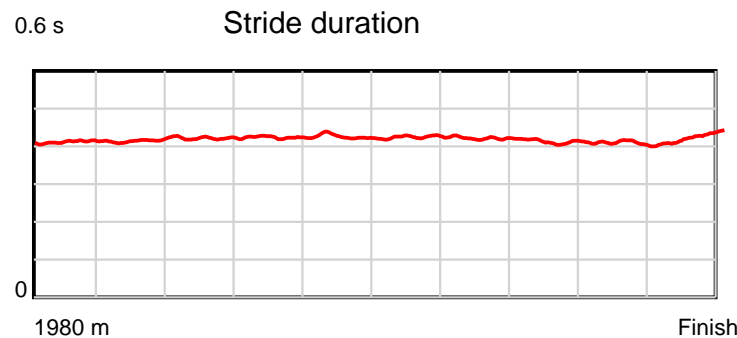
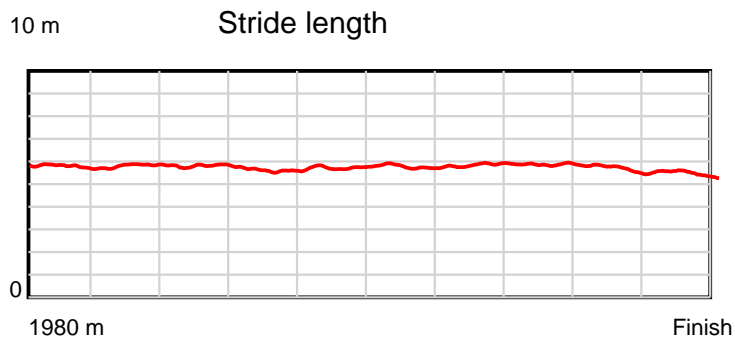
HRNZ and NZMTC and Thoroughbred Ratings Pty Ltd accepts no responsibility for the completeness or accuracy of any of the information contained herein, and makes no representations about its suitability for any particular purpose. Users should make their own judgements about those matters and/or seek independent advice. You assume all risks associated with use of the data provided on this page.



Race Results

February 28, 2025, Race 4, WOODLANDS STUD THANKS BUYERS MOBILE PACE, Distance 1980m, Addington - Survey 1980m

Result	TAB no.	Horse (Barrier)	1980 to	1800m to	1600m to	1400m to	1200m to	1000m to	800m to	600m to	400m to	200m to	Total or	Margin
9th	8	Sofia Rose (8)	1800m	1600m	1400m	1200m	1000m	800m	600m	400m	200m	WP	Average	
		Position in running (margin)	-	8(7.8)	9(13.6)	9(10.2)	9(7.7)	8(6.9)	8(5.9)	8(6.9)	8(5.7)	8(5.9)		7.70
		Sectional time (s)	13.03	14.79	14.59	15.05	15.05	15.21	14.41	14.39	14.66	15.69		
		Cumulative time (s)	146.87	133.84	119.05	104.46	89.41	74.36	59.15	44.74	30.35	15.69	2:26.87	
		Speed (m/s)	13.82	13.52	13.71	13.29	13.29	13.15	13.88	13.90	13.64	12.75	13.48	
		Stride length (m)	5.74	5.61	5.77	5.64	5.66	5.58	5.85	5.73	5.57	5.43	5.65	
		Stride duration (s)	0.412	0.415	0.421	0.424	0.426	0.425	0.421	0.412	0.409	0.426	0.419	
		Stride efficiency (%)	51.55	49.18	52.06	49.62	50.04	48.73	53.40	51.24	48.56	46.05	49.97	
		Stride count	31.34	35.65	34.65	35.49	35.34	35.81	34.21	34.93	35.88	36.84	350.14	



Note: Horizontal distance axis grid lines are 200m furlongs.

Disclaimer.

HRNZ and NZMTC and Thoroughbred Ratings Pty Ltd accepts no responsibility for the completeness or accuracy of any of the information contained herein, and makes no representations about its suitability for any particular purpose. Users should make their own judgements about those matters and/or seek independent advice. You assume all risks associated with use of the data provided on this page.