



Race Results

NZ Metropolitan Trotting Club Inc, HRNZ, March 19, 2025

Compilation date: March 19, 2025, 6:41:22 PM (NZDT)

Copyright © 2025 HRNZ and NZMTC. All rights reserved.

Trademarks.

StrideMASTER is a registered trademark of Thoroughbred Ratings Pty Ltd.

Disclaimer.

HRNZ and NZMTC and Thoroughbred Ratings Pty Ltd accepts no responsibility for the completeness or accuracy of any of the information contained herein, and makes no representations about its suitability for any particular purpose. Users should make their own judgements about those matters and/or seek independent advice. You assume all risks associated with use of the data provided on this page.



Race Results



March 19, 2025, Race 5, BETAVET MOBILE PACE, Distance 2600m, Addington - Survey 3200m

Result	TAB no.	Horse (Barrier)	2600 to	2400m to
1st	5	Gatecrasher (5)	2400m	2200m
		Position in running (margin)	-	5(4.2)
		Sectional time (s)	13.72	15.43
		Cumulative time (s)	197.92	184.20
		Speed (m/s)	14.57	12.96
		Stride length (m)	6.56	6.17
		Stride duration (s)	0.446	0.476
		Stride efficiency (%)	67.29	59.47
		Stride count	30.48	32.42

Disclaimer.

HRNZ and NZMTC and Thoroughbred Ratings Pty Ltd accepts no responsibility for the completeness or accuracy of any of the information contained herein, and makes no representations about its suitability for any particular purpose. Users should make their own judgements about those matters and/or seek independent advice. You assume all risks associated with use of the data provided on this page.

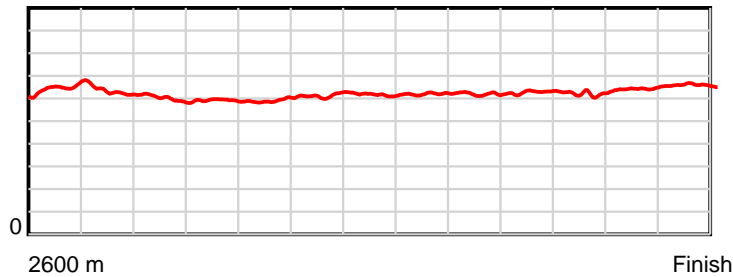


Race Results

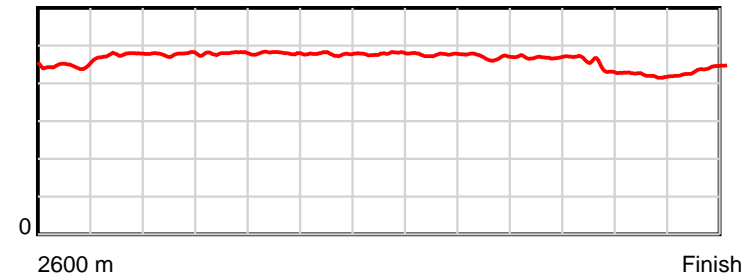
March 19, 2025, Race 5, BETAVET MOBILE PACE, Distance 2600m, Addington - Survey 3200m

Result	TAB no.	Horse (Barrier)	2200m to	2000m to	1800m to	1600m to	1400m to	1200m to	1000m to	800m to	600m to	400m to	200m to	Total or	Margin
1st	5	Gatecrasher (5)	2000m	1800m	1600m	1400m	1200m	1000m	800m	600m	400m	200m	WP	Average	
		Position in running (margin)	6(7.3)	5(5.4)	5(4.4)	6(5.8)	7(6.3)	7(6.6)	7(6.8)	7(6.2)	7(5.6)	6(4.3)	1(0.0)		0.00
		Sectional time (s)	16.18	16.30	16.64	16.05	15.60	15.75	15.31	14.97	14.87	13.62	13.48		
		Cumulative time (s)	168.77	152.59	136.29	119.65	103.60	88.00	72.25	56.94	41.97	27.10	13.48	3:17.92	
		Speed (m/s)	12.36	12.27	12.02	12.46	12.82	12.70	13.06	13.36	13.45	14.68	14.84	13.14	
		Stride length (m)	5.91	5.88	5.77	5.95	6.14	6.05	6.14	6.27	6.03	6.18	6.51	6.11	
		Stride duration (s)	0.478	0.480	0.480	0.478	0.479	0.477	0.470	0.469	0.449	0.421	0.439	0.465	
		Stride efficiency (%)	54.52	54.12	52.02	55.36	58.84	57.23	58.86	61.44	56.89	59.63	66.21	58.38	
		Stride count	33.86	33.98	34.66	33.60	32.59	33.05	32.59	31.90	33.15	32.38	30.72	425.38	

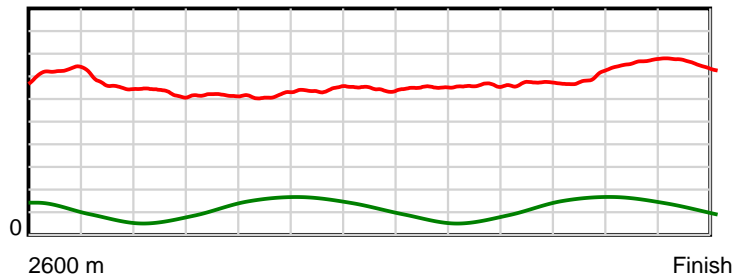
10 m Stride length



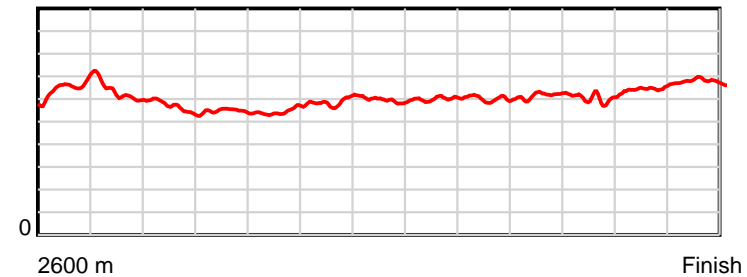
0.6 s Stride duration



20 m/sec Speed



100 % Stride efficiency



Note: Horizontal distance axis grid lines are 200m furlongs.

Disclaimer.

HRNZ and NZMTC and Thoroughbred Ratings Pty Ltd accepts no responsibility for the completeness or accuracy of any of the information contained herein, and makes no representations about its suitability for any particular purpose. Users should make their own judgements about those matters and/or seek independent advice. You assume all risks associated with use of the data provided on this page.



Race Results



March 19, 2025, Race 5, BETAVET MOBILE PACE, Distance 2600m, Addington - Survey 3200m

Result	TAB no.	Horse (Barrier)	2600 to	2400m to
2nd	10	Radioactive Ja... (0)	2400m	2200m
		Position in running (margin)	-	7(7.8)
		Sectional time (s)	14.49	14.70
		Cumulative time (s)	198.32	183.83
		Speed (m/s)	13.80	13.61
		Stride length (m)	6.06	5.91
		Stride duration (s)	0.422	0.434
		Stride efficiency (%)	57.46	54.60
		Stride count	32.98	33.83

Disclaimer.

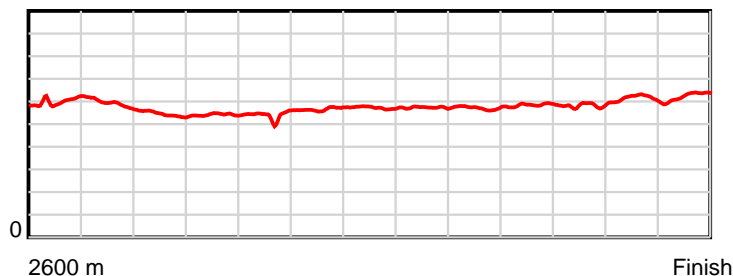
HRNZ and NZMTC and Thoroughbred Ratings Pty Ltd accepts no responsibility for the completeness or accuracy of any of the information contained herein, and makes no representations about its suitability for any particular purpose. Users should make their own judgements about those matters and/or seek independent advice. You assume all risks associated with use of the data provided on this page.

Race Results

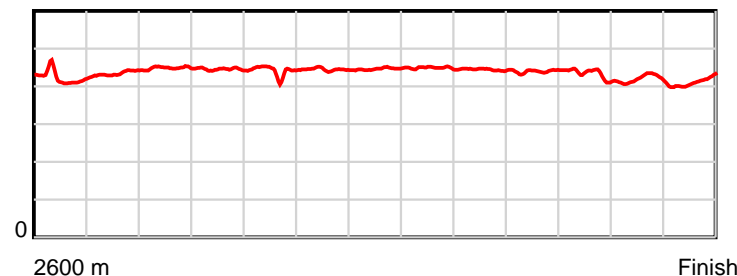
March 19, 2025, Race 5, BETAVET MOBILE PACE, Distance 2600m, Addington - Survey 3200m

Result	TAB no.	Horse (Barrier)	2200m to	2000m to	1800m to	1600m to	1400m to	1200m to	1000m to	800m to	600m to	400m to	200m to	Total or	Margin
2nd	10	Radioactive Ja... (0)	2000m	1800m	1600m	1400m	1200m	1000m	800m	600m	400m	200m	WP	Average	
		Position in running (margin)	5(6.5)	6(6.0)	7(6.1)	7(6.2)	6(5.8)	6(6.0)	6(5.4)	6(5.5)	6(5.5)	7(5.1)	7(2.9)		2.00
		Sectional time (s)	16.40	16.49	16.41	15.90	15.58	15.62	15.42	15.07	15.02	13.96	13.26		
		Cumulative time (s)	169.13	152.73	136.24	119.83	103.93	88.35	72.73	57.31	42.24	27.22	13.26	3:18.32	
		Speed (m/s)	12.20	12.13	12.19	12.58	12.84	12.80	12.97	13.27	13.32	14.33	15.08	13.11	
		Stride length (m)	5.47	5.40	5.38	5.59	5.73	5.74	5.76	5.83	5.78	6.00	6.22	5.75	
		Stride duration (s)	0.449	0.445	0.441	0.445	0.446	0.449	0.444	0.440	0.434	0.419	0.412	0.439	
		Stride efficiency (%)	46.75	45.61	45.16	48.88	51.25	51.57	51.91	53.17	52.15	56.31	60.51	51.67	
		Stride count	36.57	37.02	37.20	35.76	34.92	34.82	34.70	34.29	34.62	33.32	32.14	452.17	

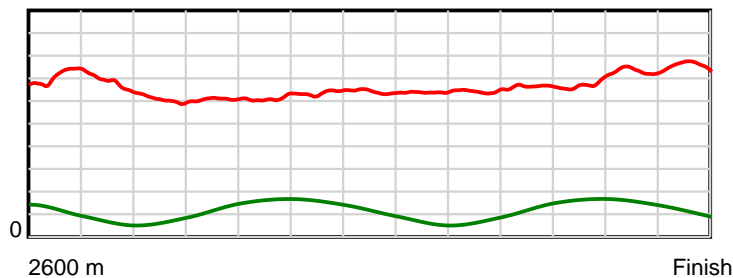
10 m Stride length



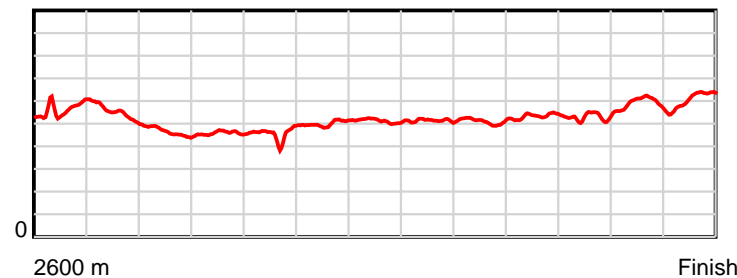
0.6 s Stride duration



20 m/sec Speed



100 % Stride efficiency



Note: Horizontal distance axis grid lines are 200m furlongs.

Disclaimer.

HRNZ and NZMTC and Thoroughbred Ratings Pty Ltd accepts no responsibility for the completeness or accuracy of any of the information contained herein, and makes no representations about its suitability for any particular purpose. Users should make their own judgements about those matters and/or seek independent advice. You assume all risks associated with use of the data provided on this page.



Race Results



March 19, 2025, Race 5, BETAVET MOBILE PACE, Distance 2600m, Addington - Survey 3200m

Result	TAB no.	Horse (Barrier)	2600 to	2400m to
3rd	1	Changeforthebe... (1)	2400m	2200m
		Position in running (margin)	-	2(0.5)
		Sectional time (s)	13.45	15.30
		Cumulative time (s)	198.52	185.07
		Speed (m/s)	14.87	13.07
		Stride length (m)	6.32	6.05
		Stride duration (s)	0.409	0.463
		Stride efficiency (%)	62.40	57.20
		Stride count	31.65	33.06

Disclaimer.

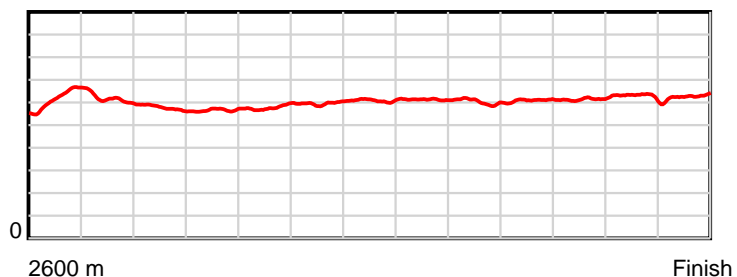
HRNZ and NZMTC and Thoroughbred Ratings Pty Ltd accepts no responsibility for the completeness or accuracy of any of the information contained herein, and makes no representations about its suitability for any particular purpose. Users should make their own judgements about those matters and/or seek independent advice. You assume all risks associated with use of the data provided on this page.

Race Results

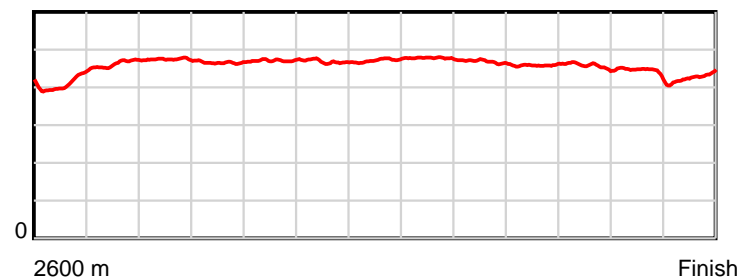
March 19, 2025, Race 5, BETAVET MOBILE PACE, Distance 2600m, Addington - Survey 3200m

Result	TAB no.	Horse (Barrier)	2200m to	2000m to	1800m to	1600m to	1400m to	1200m to	1000m to	800m to	600m to	400m to	200m to	Total or	Margin
3rd	1	Changeforthebe... (1)	2000m	1800m	1600m	1400m	1200m	1000m	800m	600m	400m	200m	WP	Average	
		Position in running (margin)	2(2.8)	2(2.7)	3(2.4)	3(2.7)	3(1.6)	3(1.9)	3(1.9)	2(2.5)	3(2.3)	3(2.4)	4(1.2)		3.00
		Sectional time (s)	16.47	16.43	16.45	15.77	15.60	15.73	15.50	15.05	15.09	14.14	13.54		
		Cumulative time (s)	169.77	153.30	136.87	120.42	104.65	89.05	73.32	57.82	42.77	27.68	13.54	3:18.52	
		Speed (m/s)	12.14	12.17	12.16	12.68	12.82	12.71	12.90	13.29	13.25	14.14	14.77	13.10	
		Stride length (m)	5.76	5.67	5.73	5.94	6.05	6.07	6.04	6.09	6.05	6.26	6.31	6.02	
		Stride duration (s)	0.474	0.466	0.471	0.468	0.472	0.477	0.468	0.458	0.457	0.443	0.427	0.460	
		Stride efficiency (%)	51.87	50.22	51.27	55.08	57.10	57.57	57.06	57.99	57.24	61.20	62.14	56.60	
		Stride count	34.71	35.28	34.92	33.69	33.09	32.95	33.10	32.83	33.04	31.96	31.72	432.00	

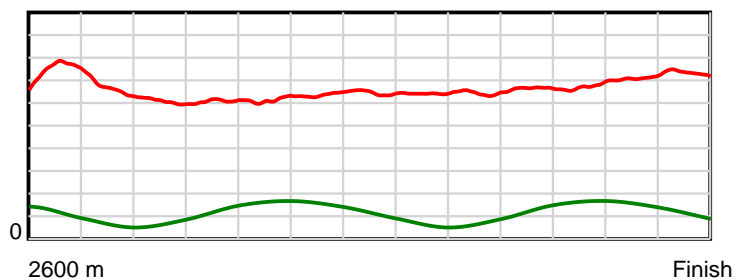
10 m Stride length



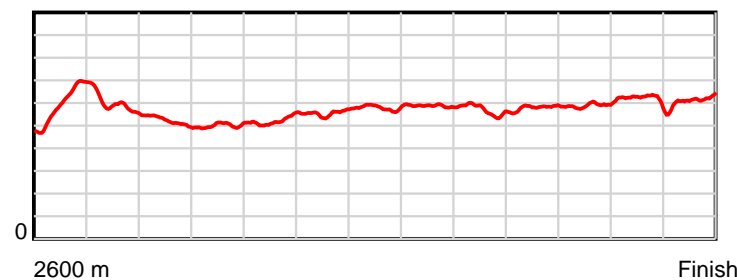
0.6 s Stride duration



20 m/sec Speed



100 % Stride efficiency



Note: Horizontal distance axis grid lines are 200m furlongs.

Disclaimer.

HRNZ and NZMTC and Thoroughbred Ratings Pty Ltd accepts no responsibility for the completeness or accuracy of any of the information contained herein, and makes no representations about its suitability for any particular purpose. Users should make their own judgements about those matters and/or seek independent advice. You assume all risks associated with use of the data provided on this page.



Race Results



March 19, 2025, Race 5, BETAVET MOBILE PACE, Distance 2600m, Addington - Survey 3200m

Result	TAB no.	Horse (Barrier)	2600 to	2400m to
4th	4	Apachofgold (4)	2400m	2200m
		Position in running (margin)	-	4(3.5)
		Sectional time (s)	13.66	14.96
		Cumulative time (s)	198.72	185.06
		Speed (m/s)	14.64	13.37
		Stride length (m)	6.57	6.36
		Stride duration (s)	0.443	0.476
		Stride efficiency (%)	67.49	63.27
		Stride count	30.43	31.43

Disclaimer.

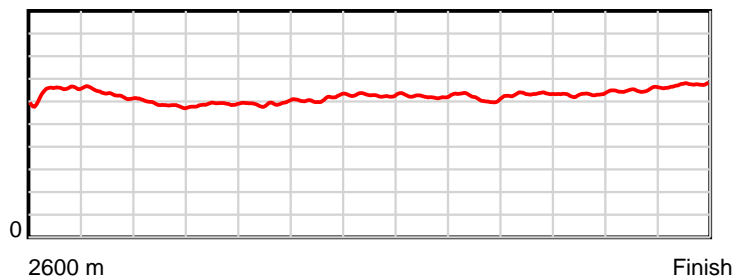
HRNZ and NZMTC and Thoroughbred Ratings Pty Ltd accepts no responsibility for the completeness or accuracy of any of the information contained herein, and makes no representations about its suitability for any particular purpose. Users should make their own judgements about those matters and/or seek independent advice. You assume all risks associated with use of the data provided on this page.

Race Results

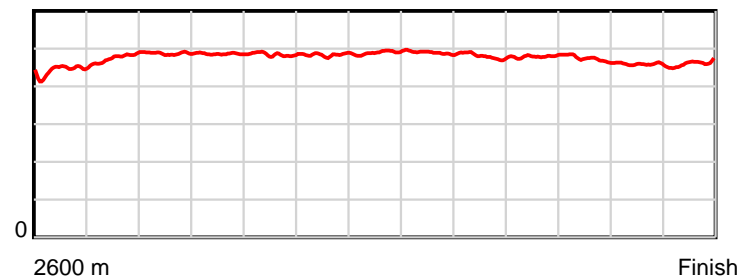
March 19, 2025, Race 5, BETAVET MOBILE PACE, Distance 2600m, Addington - Survey 3200m

Result	TAB no.	Horse (Barrier)	2200m to	2000m to	1800m to	1600m to	1400m to	1200m to	1000m to	800m to	600m to	400m to	200m to	Total or	Margin
4th	4	Apachofgold (4)	2000m	1800m	1600m	1400m	1200m	1000m	800m	600m	400m	200m	WP	Average	
		Position in running (margin)	3(3.8)	4(3.7)	4(4.2)	4(3.9)	4(3.4)	4(3.6)	4(3.1)	4(3.2)	4(3.4)	5(3.4)	6(2.5)		4.50
		Sectional time (s)	16.47	16.56	16.36	15.87	15.58	15.64	15.42	15.11	15.07	14.19	13.83		
		Cumulative time (s)	170.10	153.63	137.07	120.71	104.84	89.26	73.62	58.20	43.09	28.02	13.83	3:18.72	
		Speed (m/s)	12.14	12.08	12.22	12.60	12.84	12.79	12.97	13.24	13.27	14.09	14.46	13.08	
		Stride length (m)	5.92	5.87	5.93	6.10	6.27	6.26	6.23	6.34	6.28	6.47	6.69	6.24	
		Stride duration (s)	0.487	0.486	0.485	0.484	0.489	0.490	0.480	0.479	0.474	0.459	0.463	0.477	
		Stride efficiency (%)	54.70	53.87	54.86	58.16	61.45	61.26	60.61	62.89	61.71	65.36	69.96	60.93	
		Stride count	33.80	34.06	33.76	32.78	31.89	31.94	32.11	31.53	31.83	30.92	29.89	416.37	

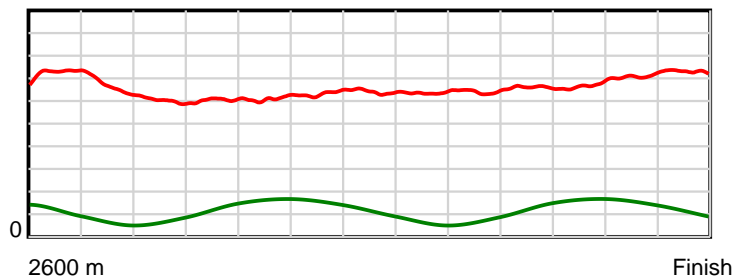
10 m Stride length



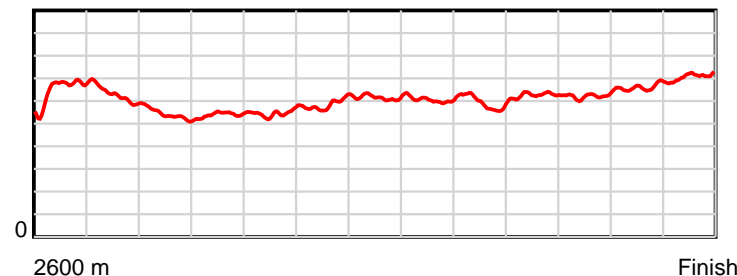
0.6 s Stride duration



20 m/sec Speed



100 % Stride efficiency



Note: Horizontal distance axis grid lines are 200m furlongs.

Disclaimer.

HRNZ and NZMTC and Thoroughbred Ratings Pty Ltd accepts no responsibility for the completeness or accuracy of any of the information contained herein, and makes no representations about its suitability for any particular purpose. Users should make their own judgements about those matters and/or seek independent advice. You assume all risks associated with use of the data provided on this page.



Race Results



March 19, 2025, Race 5, BETAVET MOBILE PACE, Distance 2600m, Addington - Survey 3200m

Result	TAB no.	Horse (Barrier)	2600 to	2400m to
5th	6	Westar Molly (6)	2400m	2200m
		Position in running (margin)	-	8(8.5)
		Sectional time (s)	14.59	15.40
		Cumulative time (s)	199.02	184.43
		Speed (m/s)	13.70	12.99
		Stride length (m)	6.25	6.21
		Stride duration (s)	0.447	0.478
		Stride efficiency (%)	61.00	60.18
		Stride count	32.01	32.23

Disclaimer.

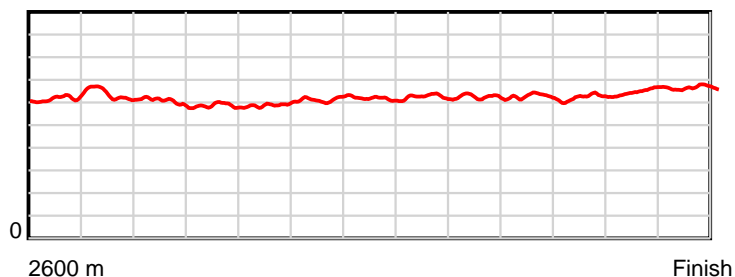
HRNZ and NZMTC and Thoroughbred Ratings Pty Ltd accepts no responsibility for the completeness or accuracy of any of the information contained herein, and makes no representations about its suitability for any particular purpose. Users should make their own judgements about those matters and/or seek independent advice. You assume all risks associated with use of the data provided on this page.

Race Results

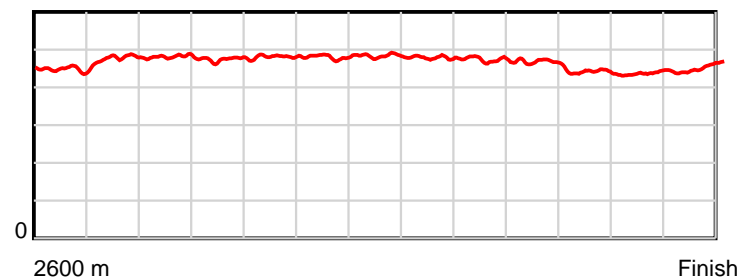
March 19, 2025, Race 5, BETAVET MOBILE PACE, Distance 2600m, Addington - Survey 3200m

Result	TAB no.	Horse (Barrier)	2200m to	2000m to	1800m to	1600m to	1400m to	1200m to	1000m to	800m to	600m to	400m to	200m to	Total or	Margin
5th	6	Westar Molly (6)	2000m	1800m	1600m	1400m	1200m	1000m	800m	600m	400m	200m	WP	Average	
		Position in running (margin)	8(11.4)	8(10.2)	9(8.6)	9(10.1)	9(9.5)	9(10.3)	10(9.9)	10(10.9)	10(10.1)	10(7.4)	8(4.2)		6.00
		Sectional time (s)	16.28	16.22	16.65	15.86	15.68	15.66	15.57	14.94	14.63	13.80	13.74		
		Cumulative time (s)	169.03	152.75	136.53	119.88	104.02	88.34	72.68	57.11	42.17	27.54	13.74	3:19.02	
		Speed (m/s)	12.29	12.33	12.01	12.61	12.76	12.77	12.85	13.39	13.67	14.49	14.56	13.06	
		Stride length (m)	5.90	5.85	5.78	6.06	6.16	6.11	6.08	6.24	6.01	6.35	6.60	6.12	
		Stride duration (s)	0.481	0.475	0.481	0.481	0.483	0.478	0.473	0.466	0.440	0.438	0.454	0.468	
		Stride efficiency (%)	54.48	53.51	52.22	57.39	59.37	58.28	57.70	60.88	56.45	63.07	68.14	58.46	
		Stride count	33.87	34.18	34.60	33.00	32.45	32.75	32.91	32.04	33.28	31.48	30.29	425.09	

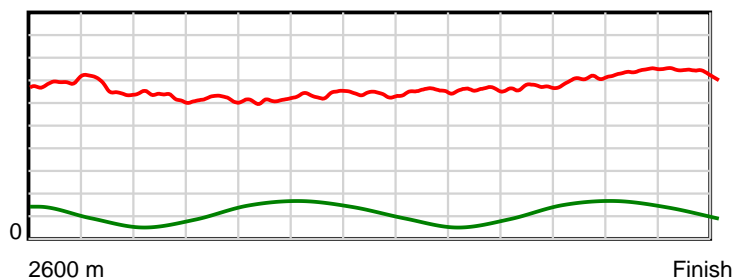
10 m Stride length



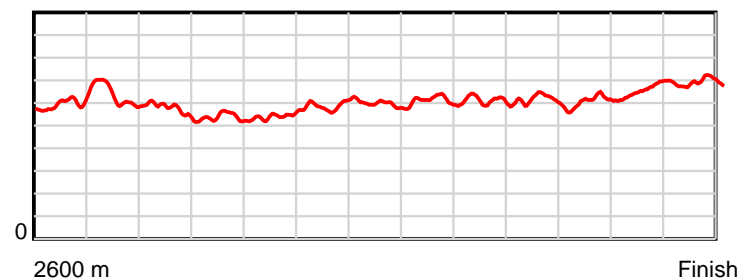
0.6 s Stride duration



20 m/sec Speed



100 % Stride efficiency



Note: Horizontal distance axis grid lines are 200m furlongs.

Disclaimer.

HRNZ and NZMTC and Thoroughbred Ratings Pty Ltd accepts no responsibility for the completeness or accuracy of any of the information contained herein, and makes no representations about its suitability for any particular purpose. Users should make their own judgements about those matters and/or seek independent advice. You assume all risks associated with use of the data provided on this page.



Race Results



March 19, 2025, Race 5, BETAVET MOBILE PACE, Distance 2600m, Addington - Survey 3200m

Result	TAB no.	Horse (Barrier)	2600 to	2400m to
6th	2	Millwood Godde... (2)	2400m	2200m
		Position in running (margin)	-	3(2.0)
		Sectional time (s)	13.38	15.48
		Cumulative time (s)	199.12	185.74
		Speed (m/s)	14.94	12.92
		Stride length (m)	6.14	5.72
		Stride duration (s)	0.405	0.443
		Stride efficiency (%)	58.92	51.19
		Stride count	32.57	34.94

Disclaimer.

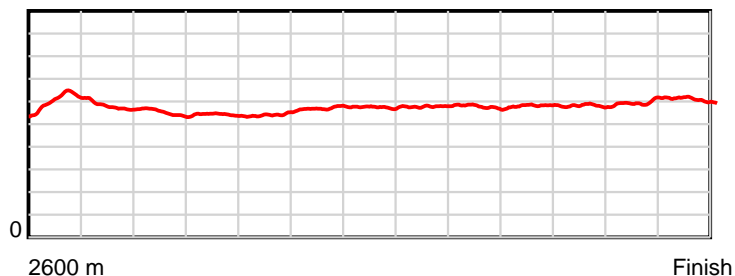
HRNZ and NZMTC and Thoroughbred Ratings Pty Ltd accepts no responsibility for the completeness or accuracy of any of the information contained herein, and makes no representations about its suitability for any particular purpose. Users should make their own judgements about those matters and/or seek independent advice. You assume all risks associated with use of the data provided on this page.

Race Results

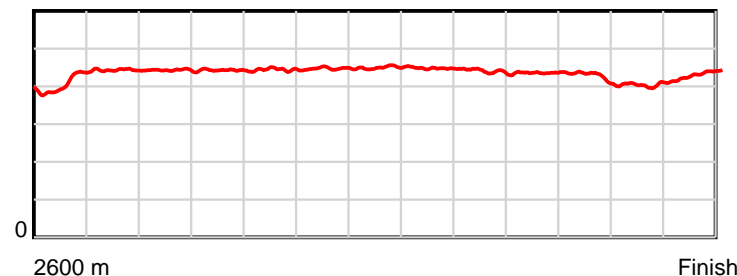
March 19, 2025, Race 5, BETAVET MOBILE PACE, Distance 2600m, Addington - Survey 3200m

Result	TAB no.	Horse (Barrier)	2200m to	2000m to	1800m to	1600m to	1400m to	1200m to	1000m to	800m to	600m to	400m to	200m to	Total or	Margin
6th	2	Millwood Godde... (2)	2000m	1800m	1600m	1400m	1200m	1000m	800m	600m	400m	200m	WP	Average	
		Position in running (margin)	4(5.4)	3(3.0)	2(2.0)	5(4.1)	5(4.4)	5(4.8)	5(4.7)	5(4.2)	5(3.8)	4(3.3)	5(1.4)		6.30
		Sectional time (s)	16.10	16.29	16.75	16.02	15.62	15.69	15.34	14.99	15.01	14.01	14.44		
		Cumulative time (s)	170.26	154.16	137.87	121.12	105.10	89.48	73.79	58.45	43.46	28.45	14.44	3:19.12	
		Speed (m/s)	12.42	12.28	11.94	12.48	12.80	12.75	13.04	13.34	13.32	14.28	13.85	13.06	
		Stride length (m)	5.50	5.44	5.30	5.58	5.76	5.71	5.73	5.82	5.66	5.80	6.00	5.70	
		Stride duration (s)	0.443	0.443	0.444	0.447	0.450	0.448	0.440	0.436	0.425	0.406	0.433	0.436	
		Stride efficiency (%)	47.36	46.19	43.92	48.61	51.92	50.89	51.38	52.96	50.10	52.53	56.23	50.72	
		Stride count	36.33	36.79	37.72	35.86	34.70	35.04	34.88	34.36	35.32	34.50	33.34	456.35	

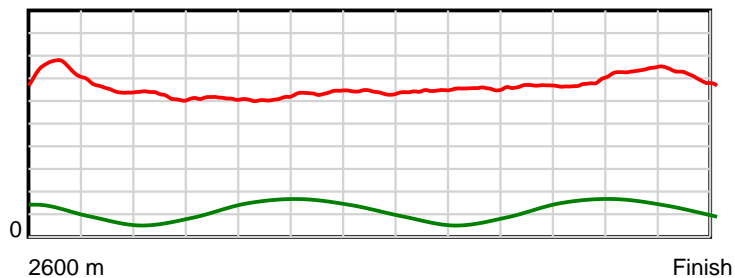
10 m Stride length



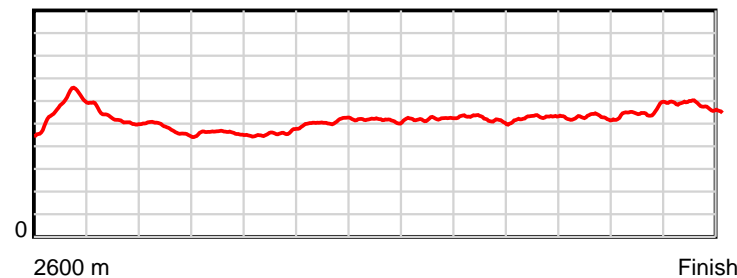
0.6 s Stride duration



20 m/sec Speed



100 % Stride efficiency



Note: Horizontal distance axis grid lines are 200m furlongs.

Disclaimer.

HRNZ and NZMTC and Thoroughbred Ratings Pty Ltd accepts no responsibility for the completeness or accuracy of any of the information contained herein, and makes no representations about its suitability for any particular purpose. Users should make their own judgements about those matters and/or seek independent advice. You assume all risks associated with use of the data provided on this page.



Race Results



March 19, 2025, Race 5, BETAVET MOBILE PACE, Distance 2600m, Addington - Survey 3200m

Result	TAB no.	Horse (Barrier)	2600 to 2400m	2400m to 2200m
7th	3	Vrilo (3)		
		Position in running (margin)	-	1(0.0)
		Sectional time (s)	12.99	14.91
		Cumulative time (s)	199.22	186.23
		Speed (m/s)	15.39	13.41
		Stride length (m)	6.21	5.89
		Stride duration (s)	0.401	0.439
		Stride efficiency (%)	60.22	54.27
		Stride count	32.22	33.94

Disclaimer.

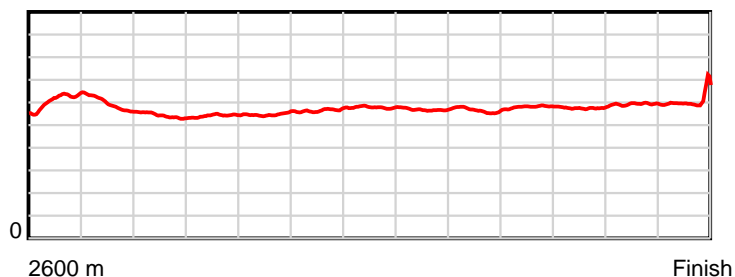
HRNZ and NZMTC and Thoroughbred Ratings Pty Ltd accepts no responsibility for the completeness or accuracy of any of the information contained herein, and makes no representations about its suitability for any particular purpose. Users should make their own judgements about those matters and/or seek independent advice. You assume all risks associated with use of the data provided on this page.

Race Results

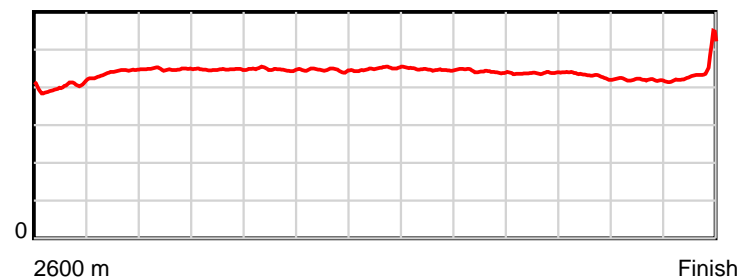
March 19, 2025, Race 5, BETAVET MOBILE PACE, Distance 2600m, Addington - Survey 3200m

Result	TAB no.	Horse (Barrier)	2200m to	2000m to	1800m to	1600m to	1400m to	1200m to	1000m to	800m to	600m to	400m to	200m to	Total or	Margin
7th	3	Vrilo (3)	2000m	1800m	1600m	1400m	1200m	1000m	800m	600m	400m	200m	WP	Average	
		Position in running (margin)	1(0.0)	1(0.0)	1(0.0)	1(0.0)	1(0.0)	1(0.0)	1(0.0)	1(0.0)	1(0.0)	1(0.0)	2(0.1)		7.10
		Sectional time (s)	16.49	16.47	16.40	15.96	15.55	15.72	15.40	15.07	15.08	14.36	14.82		
		Cumulative time (s)	171.32	154.83	138.36	121.96	106.00	90.45	74.73	59.33	44.26	29.18	14.82	3:19.22	
		Speed (m/s)	12.13	12.14	12.20	12.53	12.86	12.72	12.99	13.27	13.26	13.93	13.50	13.05	
		Stride length (m)	5.44	5.42	5.46	5.59	5.78	5.69	5.74	5.80	5.72	5.85	5.92	5.73	
		Stride duration (s)	0.448	0.447	0.448	0.446	0.450	0.447	0.442	0.437	0.432	0.420	0.439	0.439	
		Stride efficiency (%)	46.21	45.99	46.66	48.76	52.25	50.57	51.57	52.61	51.19	53.52	54.77	51.22	
		Stride count	36.78	36.87	36.60	35.80	34.59	35.16	34.82	34.47	34.94	34.17	33.78	454.14	

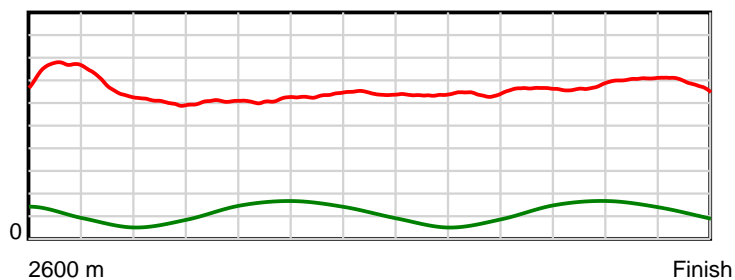
10 m Stride length



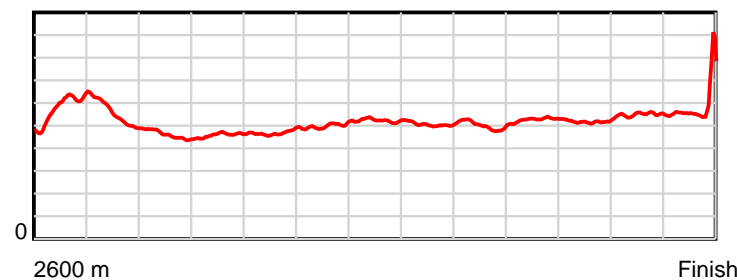
0.6 s Stride duration



20 m/sec Speed



100 % Stride efficiency



Note: Horizontal distance axis grid lines are 200m furlongs.

Disclaimer.

HRNZ and NZMTC and Thoroughbred Ratings Pty Ltd accepts no responsibility for the completeness or accuracy of any of the information contained herein, and makes no representations about its suitability for any particular purpose. Users should make their own judgements about those matters and/or seek independent advice. You assume all risks associated with use of the data provided on this page.



Race Results



March 19, 2025, Race 5, BETAVET MOBILE PACE, Distance 2600m, Addington - Survey 3200m

Result	TAB no.	Horse (Barrier)	2600 to	2400m to
8th	9	Eastwood Dream (9)	2400m	2200m
		Position in running (margin)	-	9(8.9)
		Sectional time (s)	14.63	16.00
		Cumulative time (s)	199.32	184.69
		Speed (m/s)	13.67	12.50
		Stride length (m)	6.59	6.18
		Stride duration (s)	0.473	0.494
		Stride efficiency (%)	67.95	59.70
		Stride count	30.33	32.36

Disclaimer.

HRNZ and NZMTC and Thoroughbred Ratings Pty Ltd accepts no responsibility for the completeness or accuracy of any of the information contained herein, and makes no representations about its suitability for any particular purpose. Users should make their own judgements about those matters and/or seek independent advice. You assume all risks associated with use of the data provided on this page.



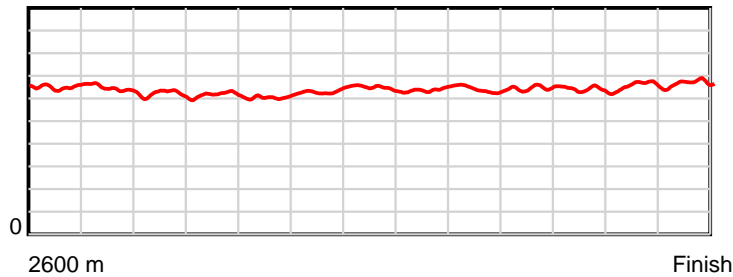
Race Results



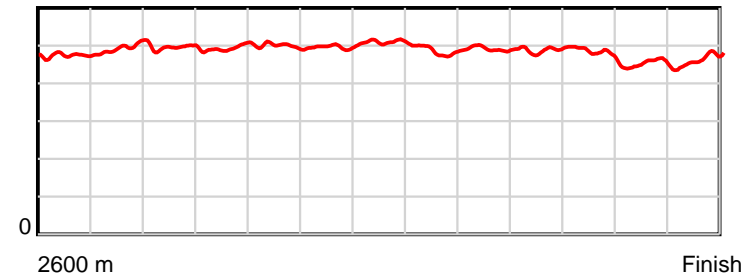
March 19, 2025, Race 5, BETAVET MOBILE PACE, Distance 2600m, Addington - Survey 3200m

Result	TAB no.	Horse (Barrier)	2200m to	2000m to	1800m to	1600m to	1400m to	1200m to	1000m to	800m to	600m to	400m to	200m to	Total or	Margin
8th	9	Eastwood Dream (9)	2000m	1800m	1600m	1400m	1200m	1000m	800m	600m	400m	200m	WP	Average	
		Position in running (margin)	10(15.4)	10(14.2)	10(11.0)	10(11.3)	10(11.8)	10(12.8)	9(9.5)	8(7.8)	9(7.7)	9(6.9)	9(4.5)		7.60
		Sectional time (s)	16.28	15.94	16.45	16.05	15.71	15.18	15.12	15.05	14.96	13.93	14.02		
		Cumulative time (s)	168.69	152.41	136.47	120.02	103.97	88.26	73.08	57.96	42.91	27.95	14.02	3:19.32	
		Speed (m/s)	12.29	12.55	12.16	12.46	12.73	13.18	13.23	13.29	13.37	14.36	14.27	13.04	
		Stride length (m)	6.08	6.19	6.07	6.19	6.48	6.41	6.50	6.50	6.42	6.47	6.67	6.36	
		Stride duration (s)	0.495	0.494	0.499	0.497	0.509	0.486	0.491	0.489	0.480	0.450	0.468	0.487	
		Stride efficiency (%)	57.72	59.91	57.48	59.93	65.67	64.16	65.99	65.94	64.37	65.31	69.50	63.18	
		Stride count	32.91	32.30	32.97	32.30	30.85	31.21	30.78	30.79	31.16	30.94	29.99	408.89	

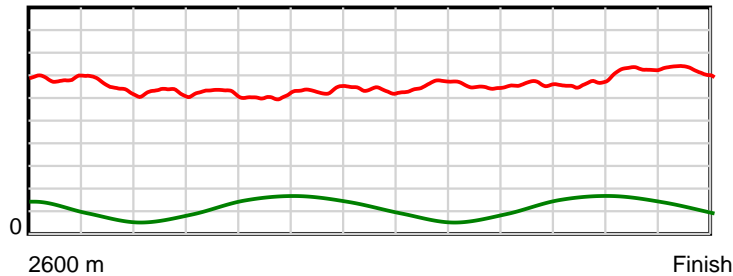
10 m Stride length



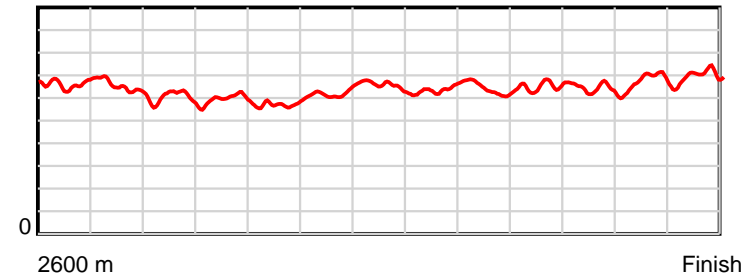
0.6 s Stride duration



20 m/sec Speed



100 % Stride efficiency



Note: Horizontal distance axis grid lines are 200m furlongs.

Disclaimer.

HRNZ and NZMTC and Thoroughbred Ratings Pty Ltd accepts no responsibility for the completeness or accuracy of any of the information contained herein, and makes no representations about its suitability for any particular purpose. Users should make their own judgements about those matters and/or seek independent advice. You assume all risks associated with use of the data provided on this page.



Race Results



March 19, 2025, Race 5, BETAVET MOBILE PACE, Distance 2600m, Addington - Survey 3200m

Result	TAB no.	Horse (Barrier)	2600 to	2400m to
9th	8	Star Magic (8)	2400m	2200m
		Position in running (margin)	-	10(9.3)
		Sectional time (s)	14.80	15.44
		Cumulative time (s)	199.52	184.72
		Speed (m/s)	13.51	12.95
		Stride length (m)	0.00	9.23
		Stride duration (s)	0.000	0.712
		Stride efficiency (%)	0.00	133.07
		Stride count	0.00	21.67

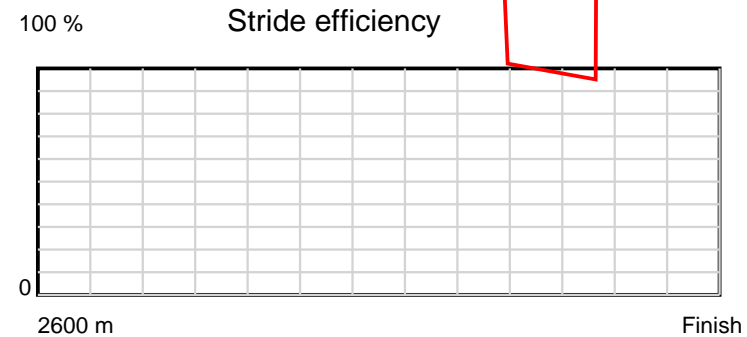
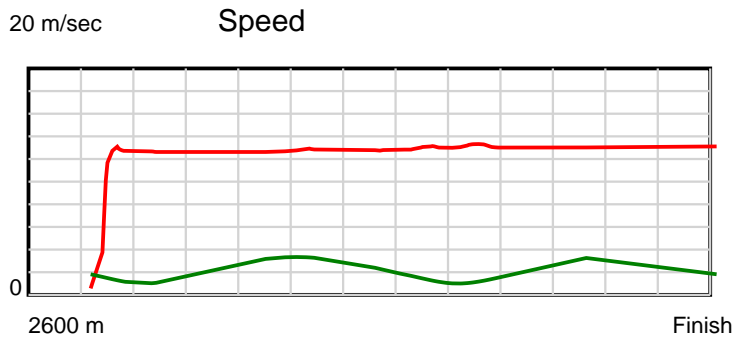
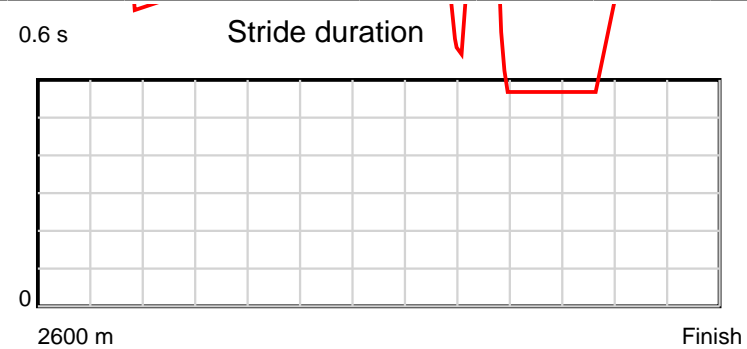
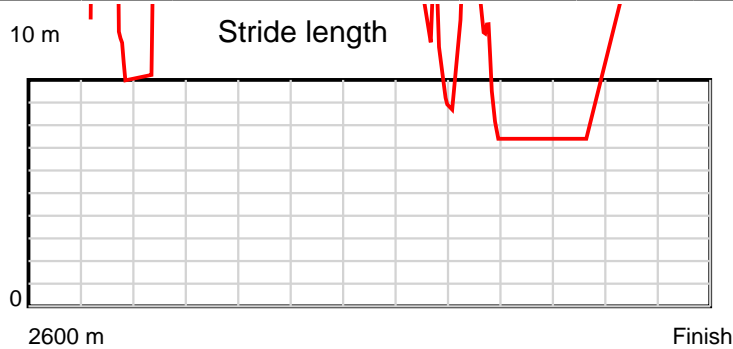
Disclaimer.

HRNZ and NZMTC and Thoroughbred Ratings Pty Ltd accepts no responsibility for the completeness or accuracy of any of the information contained herein, and makes no representations about its suitability for any particular purpose. Users should make their own judgements about those matters and/or seek independent advice. You assume all risks associated with use of the data provided on this page.

Race Results

March 19, 2025, Race 5, BETAVET MOBILE PACE, Distance 2600m, Addington - Survey 3200m

Result	TAB no.	Horse (Barrier)	2200m to	2000m to	1800m to	1600m to	1400m to	1200m to	1000m to	800m to	600m to	400m to	200m to	Total or	Margin
9th	8	Star Magic (8)	2000m	1800m	1600m	1400m	1200m	1000m	800m	600m	400m	200m	WP	Average	
		Position in running (margin)	9(12.4)	9(12.2)	6(5.7)	2(2.1)	2(1.6)	2(1.6)	2(1.5)	3(3.0)	2(1.9)	2(1.9)	3(0.8)		8.60
		Sectional time (s)	16.45	15.39	15.80	15.87	15.55	15.70	15.65	14.89	15.08	14.15	14.75		
		Cumulative time (s)	169.28	152.83	137.44	121.64	105.77	90.22	74.52	58.87	43.98	28.90	14.75	3:19.52	
		Speed (m/s)	12.16	13.00	12.66	12.60	12.86	12.74	12.78	13.43	13.26	14.13	13.56	13.03	
		Stride length (m)	6.07	6.25	12.51	14.38	14.19	8.25	9.32	12.86	24.24	354.47	346.73	12.92	
		Stride duration (s)	0.500	0.481	0.988	1.141	1.104	0.648	0.730	0.957	1.827	25.079	25.569	0.992	
		Stride efficiency (%)	57.66	61.11	244.52	322.95	314.75	106.26	135.84	258.34	918.24	196346.14	187867.81	260.92	
		Stride count	32.93	31.98	15.99	13.91	14.09	24.25	21.45	15.55	8.25	0.56	0.58	201.21	



Note: Horizontal distance axis grid lines are 200m furlongs.

Disclaimer.

HRNZ and NZMTC and Thoroughbred Ratings Pty Ltd accepts no responsibility for the completeness or accuracy of any of the information contained herein, and makes no representations about its suitability for any particular purpose. Users should make their own judgements about those matters and/or seek independent advice. You assume all risks associated with use of the data provided on this page.



Race Results



March 19, 2025, Race 5, BETAVET MOBILE PACE, Distance 2600m, Addington - Survey 3200m

Result	TAB no.	Horse (Barrier)	2600 to	2400m to
10th	7	Motor Mouth (7)	2400m	2200m
		Position in running (margin)	-	6(6.6)
		Sectional time (s)	14.27	15.36
		Cumulative time (s)	200.12	185.85
		Speed (m/s)	14.01	13.02
		Stride length (m)	102.25	8.14
		Stride duration (s)	7.118	0.625
		Stride efficiency (%)	16336.59	103.55
		Stride count	1.96	24.57

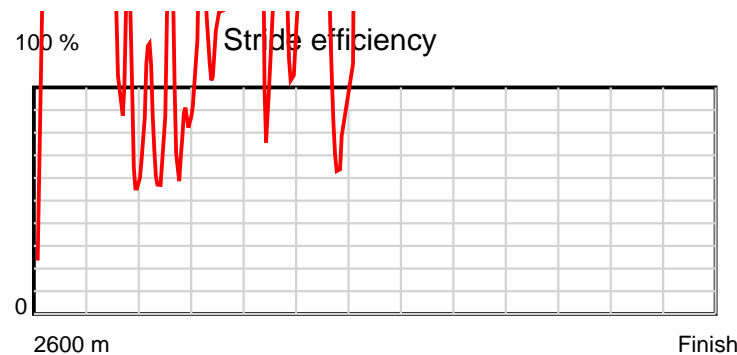
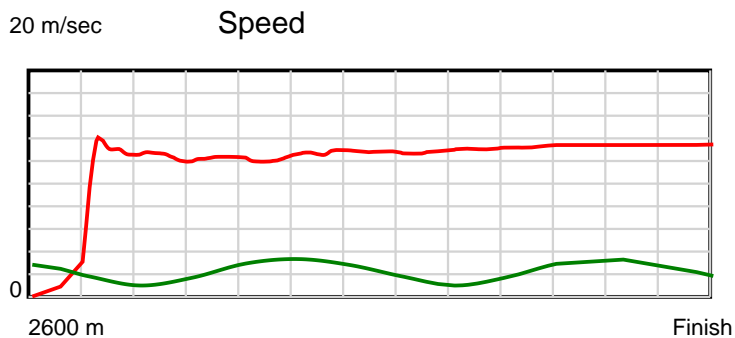
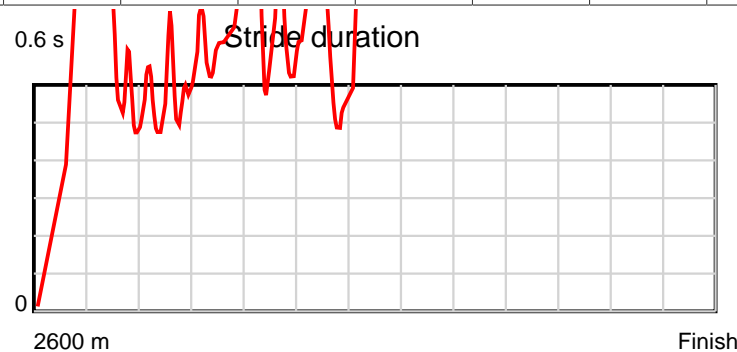
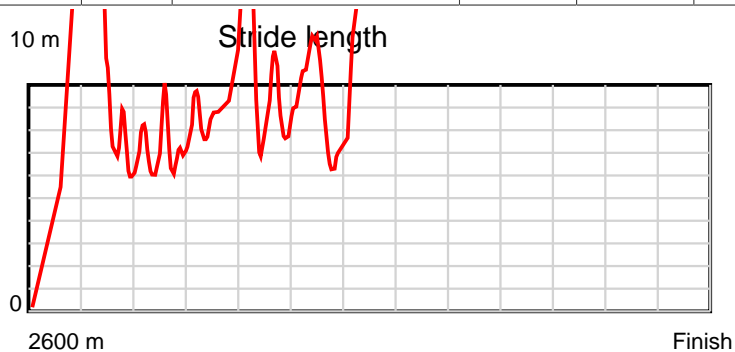
Disclaimer.

HRNZ and NZMTC and Thoroughbred Ratings Pty Ltd accepts no responsibility for the completeness or accuracy of any of the information contained herein, and makes no representations about its suitability for any particular purpose. Users should make their own judgements about those matters and/or seek independent advice. You assume all risks associated with use of the data provided on this page.

Race Results

March 19, 2025, Race 5, BETAVET MOBILE PACE, Distance 2600m, Addington - Survey 3200m

Result	TAB no.	Horse (Barrier)	2200m to	2000m to	1800m to	1600m to	1400m to	1200m to	1000m to	800m to	600m to	400m to	200m to	Total or	Margin
10th	7	Motor Mouth (7)	2000m	1800m	1600m	1400m	1200m	1000m	800m	600m	400m	200m	WP	Average	
		Position in running (margin)	7(9.3)	7(7.3)	8(6.2)	8(7.5)	8(8.1)	8(8.9)	8(8.4)	9(7.8)	8(7.6)	8(6.6)	10(6.2)		12.20
		Sectional time (s)	16.16	16.28	16.63	16.06	15.68	15.63	15.32	15.04	14.92	14.26	14.51		
		Cumulative time (s)	170.49	154.33	138.05	121.42	105.36	89.68	74.05	58.73	43.69	28.77	14.51	3:20.12	
		Speed (m/s)	12.38	12.29	12.03	12.45	12.76	12.80	13.05	13.30	13.40	14.03	13.78	12.99	
		Stride length (m)	6.82	9.43	8.41	7.23	9.64	11.11	10.85	18.56	31.62	98.99	208.43	12.64	
		Stride duration (s)	0.551	0.768	0.699	0.581	0.755	0.868	0.831	1.396	2.359	7.056	15.119	0.973	
		Stride efficiency (%)	72.70	139.01	110.53	81.79	145.08	192.71	183.91	538.38	1562.77	15313.77	67887.88	249.51	
		Stride count	29.32	21.21	23.78	27.64	20.76	18.01	18.44	10.77	6.32	2.02	0.96	205.76	



Note: Horizontal distance axis grid lines are 200m furlongs.

Disclaimer.

HRNZ and NZMTC and Thoroughbred Ratings Pty Ltd accepts no responsibility for the completeness or accuracy of any of the information contained herein, and makes no representations about its suitability for any particular purpose. Users should make their own judgements about those matters and/or seek independent advice. You assume all risks associated with use of the data provided on this page.