



Race Results

NZ Metropolitan Trotting Club Inc, HRNZ, March 19, 2025

Compilation date: March 19, 2025, 7:54:53 PM (NZDT)

Copyright © 2025 HRNZ and NZMTC. All rights reserved.

Trademarks.

StrideMASTER is a registered trademark of Thoroughbred Ratings Pty Ltd.

Disclaimer.

HRNZ and NZMTC and Thoroughbred Ratings Pty Ltd accepts no responsibility for the completeness or accuracy of any of the information contained herein, and makes no representations about its suitability for any particular purpose. Users should make their own judgements about those matters and/or seek independent advice. You assume all risks associated with use of the data provided on this page.



Race Results



March 19, 2025, Race 7, TENNANT ENGINEERING TROT, Distance 2600m, Addington - Survey 3200m

Result	TAB no.	Horse (Barrier)	2600 to	2400m to
1st	9	Dem Bones Dem ... (12)	2400m	2200m
		Position in running (margin)	-	7(6.2)
		Sectional time (s)	16.83	15.63
		Cumulative time (s)	200.12	183.29
		Speed (m/s)	11.88	12.80
		Stride length (m)	5.59	5.99
		Stride duration (s)	0.461	0.468
		Stride efficiency (%)	48.85	56.05
		Stride count	35.77	33.39

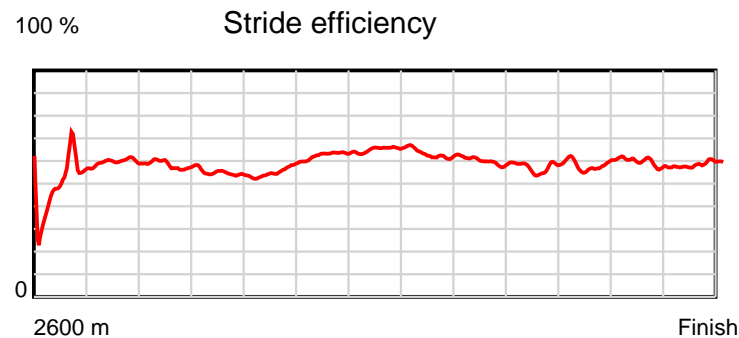
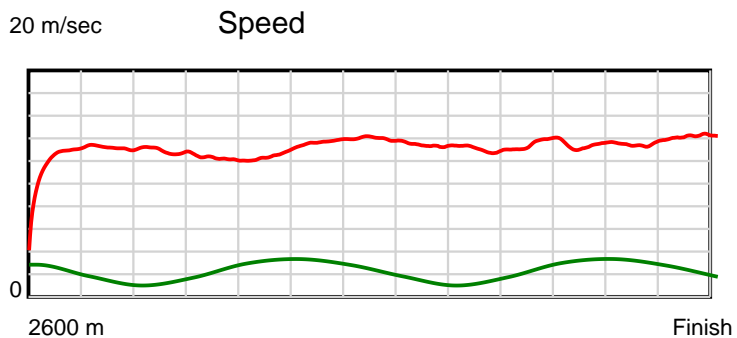
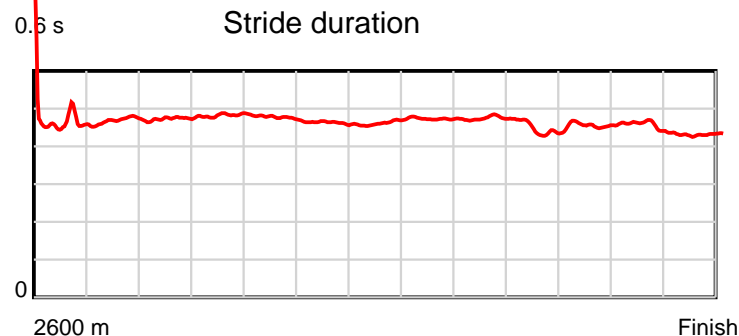
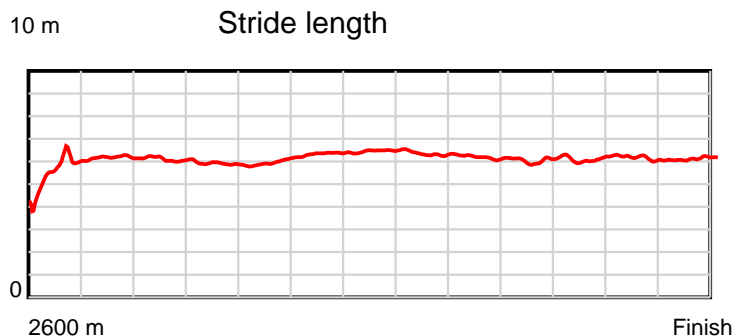
Disclaimer.

HRNZ and NZMTC and Thoroughbred Ratings Pty Ltd accepts no responsibility for the completeness or accuracy of any of the information contained herein, and makes no representations about its suitability for any particular purpose. Users should make their own judgements about those matters and/or seek independent advice. You assume all risks associated with use of the data provided on this page.

Race Results

March 19, 2025, Race 7, TENNANT ENGINEERING TROT, Distance 2600m, Addington - Survey 3200m

Result	TAB no.	Horse (Barrier)	2200m to	2000m to	1800m to	1600m to	1400m to	1200m to	1000m to	800m to	600m to	400m to	200m to	Total or	Margin
1st	9	Dem Bones Dem ... (12)	2000m	1800m	1600m	1400m	1200m	1000m	800m	600m	400m	200m	WP	Average	
		Position in running (margin)	7(9.8)	8(8.5)	8(8.3)	9(8.5)	9(11.2)	8(8.9)	7(7.7)	7(7.7)	5(4.8)	6(4.8)	6(2.8)		0.00
		Sectional time (s)	15.50	16.34	16.33	15.10	14.30	15.38	15.27	14.78	15.31	15.44	13.91		
		Cumulative time (s)	167.66	152.16	135.82	119.49	104.39	90.09	74.71	59.44	44.66	29.35	13.91	3:20.12	
		Speed (m/s)	12.90	12.24	12.25	13.25	13.99	13.00	13.10	13.53	13.06	12.95	14.38	12.99	
		Stride length (m)	6.10	5.91	5.85	6.13	6.47	6.16	6.21	6.04	5.97	5.89	6.19	6.03	
		Stride duration (s)	0.473	0.483	0.478	0.463	0.462	0.474	0.474	0.447	0.457	0.454	0.431	0.464	
		Stride efficiency (%)	58.07	54.54	53.50	58.74	65.34	59.29	60.35	57.04	55.64	54.16	59.93	56.84	
		Stride count	32.81	33.85	34.18	32.62	30.93	32.47	32.18	33.10	33.52	33.97	32.30	431.09	



Note: Horizontal distance axis grid lines are 200m furlongs.

Disclaimer.

HRNZ and NZMTC and Thoroughbred Ratings Pty Ltd accepts no responsibility for the completeness or accuracy of any of the information contained herein, and makes no representations about its suitability for any particular purpose. Users should make their own judgements about those matters and/or seek independent advice. You assume all risks associated with use of the data provided on this page.



Race Results



March 19, 2025, Race 7, TENNANT ENGINEERING TROT, Distance 2600m, Addington - Survey 3200m

Result	TAB no.	Horse (Barrier)	2600 to	2400m to
2nd	3	Koko Kaboom (6)	2400m	2200m
		Position in running (margin)	-	3(2.8)
		Sectional time (s)	16.24	15.27
		Cumulative time (s)	200.12	183.88
		Speed (m/s)	12.31	13.10
		Stride length (m)	5.60	5.90
		Stride duration (s)	0.437	0.451
		Stride efficiency (%)	48.98	54.37
		Stride count	35.72	33.91

Disclaimer.

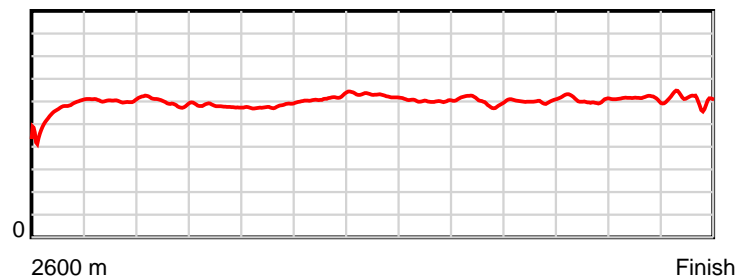
HRNZ and NZMTC and Thoroughbred Ratings Pty Ltd accepts no responsibility for the completeness or accuracy of any of the information contained herein, and makes no representations about its suitability for any particular purpose. Users should make their own judgements about those matters and/or seek independent advice. You assume all risks associated with use of the data provided on this page.

Race Results

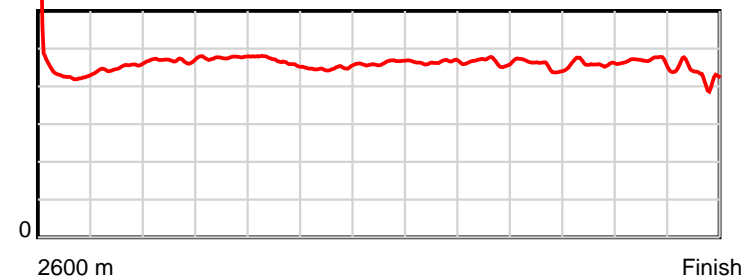
March 19, 2025, Race 7, TENNANT ENGINEERING TROT, Distance 2600m, Addington - Survey 3200m

Result	TAB no.	Horse (Barrier)	2200m to	2000m to	1800m to	1600m to	1400m to	1200m to	1000m to	800m to	600m to	400m to	200m to	Total or	Margin
2nd	3	Koko Kaboom (6)	2000m	1800m	1600m	1400m	1200m	1000m	800m	600m	400m	200m	WP	Average	
		Position in running (margin)	3(4.3)	3(3.9)	3(3.5)	4(3.1)	4(4.8)	5(4.9)	5(5.7)	6(6.1)	6(4.9)	5(4.3)	5(2.6)		0.20
		Sectional time (s)	15.64	16.34	16.21	14.93	14.70	15.72	15.32	15.08	15.21	15.49	13.97		
		Cumulative time (s)	168.61	152.97	136.63	120.42	105.49	90.79	75.07	59.75	44.67	29.46	13.97	3:20.12	
		Speed (m/s)	12.79	12.24	12.34	13.40	13.61	12.72	13.05	13.26	13.15	12.91	14.32	12.99	
		Stride length (m)	6.00	5.83	5.78	6.00	6.30	5.91	6.07	6.06	6.06	6.02	6.20	5.97	
		Stride duration (s)	0.469	0.476	0.468	0.448	0.463	0.464	0.465	0.457	0.461	0.466	0.433	0.460	
		Stride efficiency (%)	56.17	53.09	52.17	56.25	61.99	54.51	57.53	57.35	57.39	56.66	60.03	55.74	
		Stride count	33.36	34.31	34.61	33.34	31.76	33.86	32.96	33.01	33.00	33.21	32.27	435.32	

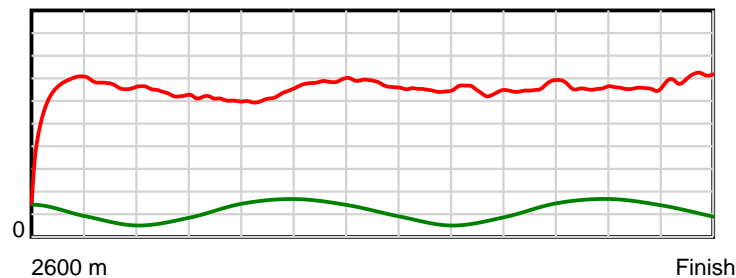
10 m Stride length



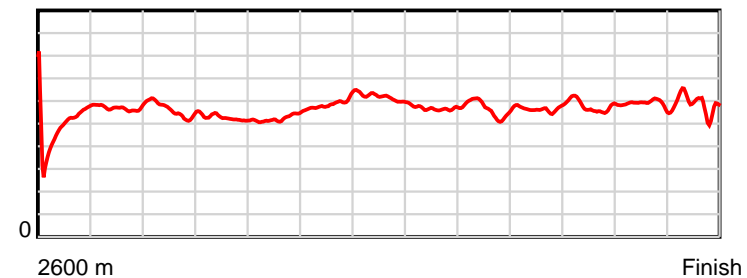
0.6 s Stride duration



20 m/sec Speed



100 % Stride efficiency



Note: Horizontal distance axis grid lines are 200m furlongs.

Disclaimer.

HRNZ and NZMTC and Thoroughbred Ratings Pty Ltd accepts no responsibility for the completeness or accuracy of any of the information contained herein, and makes no representations about its suitability for any particular purpose. Users should make their own judgements about those matters and/or seek independent advice. You assume all risks associated with use of the data provided on this page.



Race Results



March 19, 2025, Race 7, TENNANT ENGINEERING TROT, Distance 2600m, Addington - Survey 3200m

Result	TAB no.	Horse (Barrier)	2600 to	2400m to
3rd	12	Diedre Franco (4)	2400m	2200m
		Position in running (margin)	-	11(16.0)
		Sectional time (s)	18.20	15.12
		Cumulative time (s)	200.32	182.12
		Speed (m/s)	10.99	13.23
		Stride length (m)	5.68	6.07
		Stride duration (s)	0.464	0.459
		Stride efficiency (%)	50.44	57.50
		Stride count	35.20	32.97

Disclaimer.

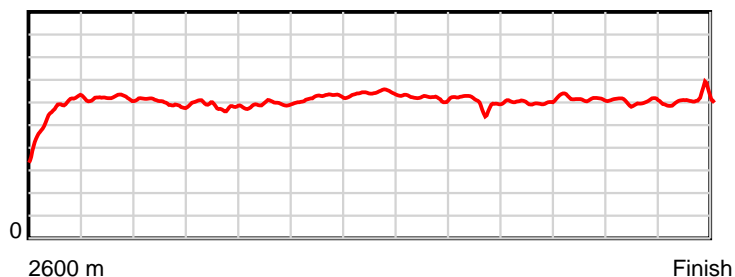
HRNZ and NZMTC and Thoroughbred Ratings Pty Ltd accepts no responsibility for the completeness or accuracy of any of the information contained herein, and makes no representations about its suitability for any particular purpose. Users should make their own judgements about those matters and/or seek independent advice. You assume all risks associated with use of the data provided on this page.

Race Results

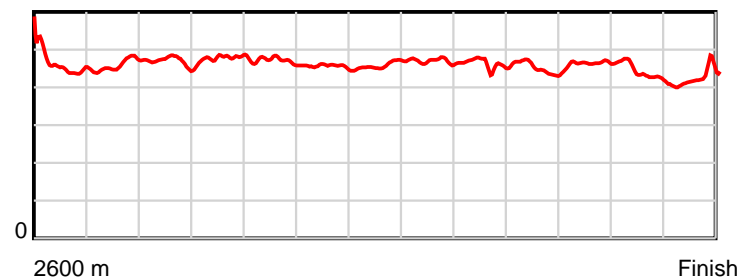
March 19, 2025, Race 7, TENNANT ENGINEERING TROT, Distance 2600m, Addington - Survey 3200m

Result	TAB no.	Horse (Barrier)	2200m to	2000m to	1800m to	1600m to	1400m to	1200m to	1000m to	800m to	600m to	400m to	200m to	Total or	Margin
3rd	12	Diedre Franco (4)	2000m	1800m	1600m	1400m	1200m	1000m	800m	600m	400m	200m	WP	Average	
		Position in running (margin)	11(16.5)	11(15.8)	12(15.0)	12(13.4)	12(15.7)	12(13.7)	11(12.0)	11(11.8)	10(9.3)	9(9.1)	8(5.5)		1.20
		Sectional time (s)	15.60	16.25	16.01	15.05	14.35	15.30	15.23	14.85	15.28	15.17	13.91		
		Cumulative time (s)	167.00	151.40	135.15	119.14	104.09	89.74	74.44	59.21	44.36	29.08	13.91	3:20.32	
		Speed (m/s)	12.82	12.31	12.49	13.29	13.94	13.07	13.13	13.47	13.09	13.18	14.38	12.98	
		Stride length (m)	6.01	5.89	5.88	6.05	6.40	6.14	6.03	6.08	6.08	5.78	6.13	6.01	
		Stride duration (s)	0.469	0.478	0.471	0.455	0.459	0.470	0.459	0.451	0.464	0.438	0.426	0.463	
		Stride efficiency (%)	56.41	54.20	54.07	57.16	64.00	58.95	56.89	57.71	57.70	52.23	58.65	56.47	
		Stride count	33.29	33.96	34.00	33.07	31.25	32.56	33.15	32.91	32.91	34.59	32.65	432.51	

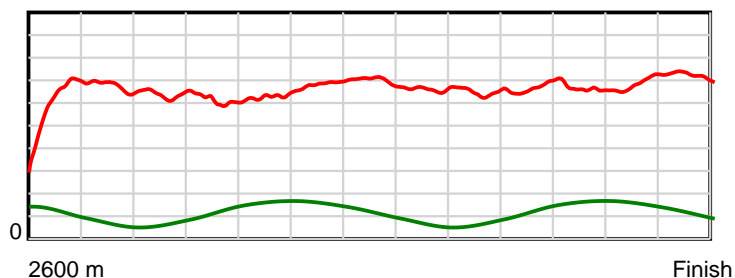
10 m Stride length



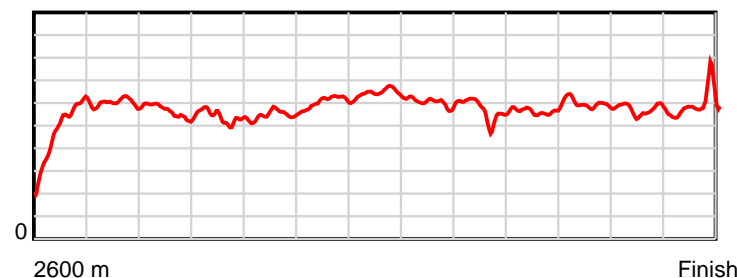
0.6 s Stride duration



20 m/sec Speed



100 % Stride efficiency



Note: Horizontal distance axis grid lines are 200m furlongs.

Disclaimer.

HRNZ and NZMTC and Thoroughbred Ratings Pty Ltd accepts no responsibility for the completeness or accuracy of any of the information contained herein, and makes no representations about its suitability for any particular purpose. Users should make their own judgements about those matters and/or seek independent advice. You assume all risks associated with use of the data provided on this page.



Race Results



March 19, 2025, Race 7, TENNANT ENGINEERING TROT, Distance 2600m, Addington - Survey 3200m

Result	TAB no.	Horse (Barrier)	2600 to	2400m to
4th	8	Five Monkeys (11)	2400m	2200m
		Position in running (margin)	-	1(0.0)
		Sectional time (s)	15.88	15.03
		Cumulative time (s)	200.52	184.64
		Speed (m/s)	12.59	13.31
		Stride length (m)	5.81	6.23
		Stride duration (s)	0.455	0.468
		Stride efficiency (%)	52.72	60.67
		Stride count	34.43	32.10

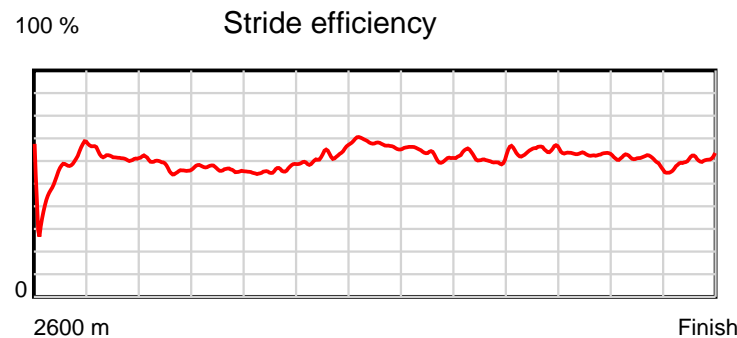
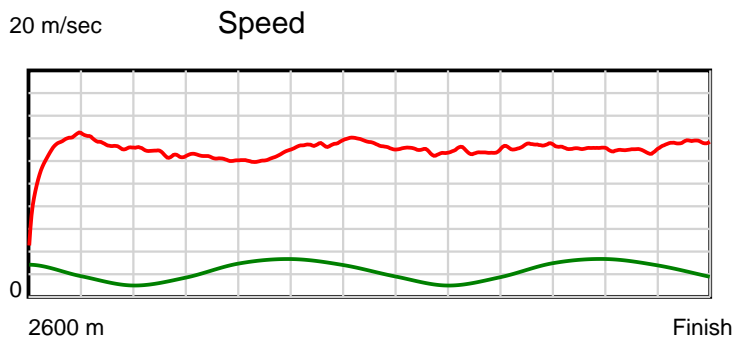
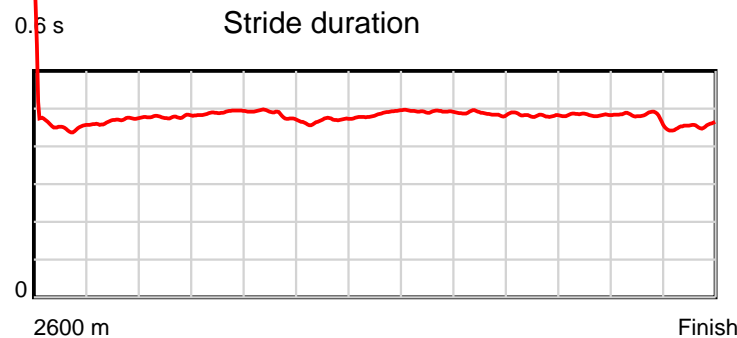
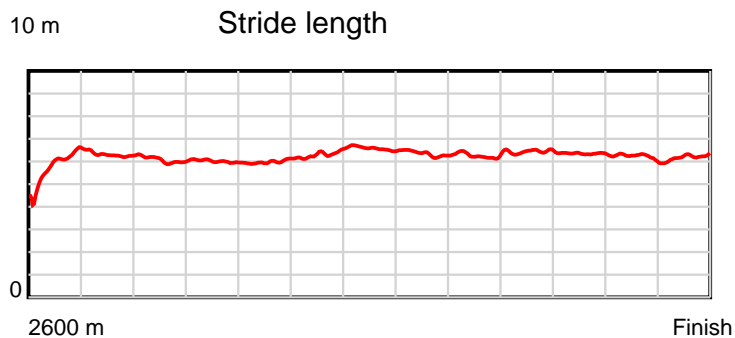
Disclaimer.

HRNZ and NZMTC and Thoroughbred Ratings Pty Ltd accepts no responsibility for the completeness or accuracy of any of the information contained herein, and makes no representations about its suitability for any particular purpose. Users should make their own judgements about those matters and/or seek independent advice. You assume all risks associated with use of the data provided on this page.

Race Results

March 19, 2025, Race 7, TENNANT ENGINEERING TROT, Distance 2600m, Addington - Survey 3200m

Result	TAB no.	Horse (Barrier)	2200m to	2000m to	1800m to	1600m to	1400m to	1200m to	1000m to	800m to	600m to	400m to	200m to	Total or	Margin
4th	8	Five Monkeys (11)	2000m	1800m	1600m	1400m	1200m	1000m	800m	600m	400m	200m	WP	Average	
		Position in running (margin)	1(0.0)	1(0.0)	1(0.0)	1(0.0)	2(0.5)	2(0.9)	2(1.3)	2(3.6)	3(3.6)	2(2.0)	1(0.0)		2.10
		Sectional time (s)	15.71	16.39	16.28	14.75	14.74	15.66	15.64	15.27	15.04	15.44	14.69		
		Cumulative time (s)	169.61	153.90	137.51	121.23	106.48	91.74	76.08	60.44	45.17	30.13	14.69	3:20.52	
		Speed (m/s)	12.73	12.20	12.29	13.56	13.57	12.77	12.79	13.10	13.30	12.95	13.61	12.97	
		Stride length (m)	6.09	5.97	5.97	6.34	6.60	6.29	6.23	6.32	6.43	6.22	6.18	6.20	
		Stride duration (s)	0.478	0.490	0.486	0.468	0.486	0.492	0.487	0.482	0.484	0.480	0.454	0.478	
		Stride efficiency (%)	57.94	55.79	55.69	62.89	68.03	61.78	60.66	62.33	64.61	60.50	59.78	60.07	
		Stride count	32.85	33.47	33.50	31.53	30.31	31.81	32.10	31.67	31.10	32.14	32.34	419.35	



Note: Horizontal distance axis grid lines are 200m furlongs.

Disclaimer.

HRNZ and NZMTC and Thoroughbred Ratings Pty Ltd accepts no responsibility for the completeness or accuracy of any of the information contained herein, and makes no representations about its suitability for any particular purpose. Users should make their own judgements about those matters and/or seek independent advice. You assume all risks associated with use of the data provided on this page.



Race Results



March 19, 2025, Race 7, TENNANT ENGINEERING TROT, Distance 2600m, Addington - Survey 3200m

Result	TAB no.	Horse (Barrier)	2600 to	2400m to
5th	13	Randel Huston ... (1)	2400m	2200m
		Position in running (margin)	-	9(12.9)
		Sectional time (s)	17.90	14.86
		Cumulative time (s)	200.92	183.02
		Speed (m/s)	11.17	13.46
		Stride length (m)	6.07	6.37
		Stride duration (s)	0.468	0.473
		Stride efficiency (%)	57.50	63.31
		Stride count	32.97	31.42

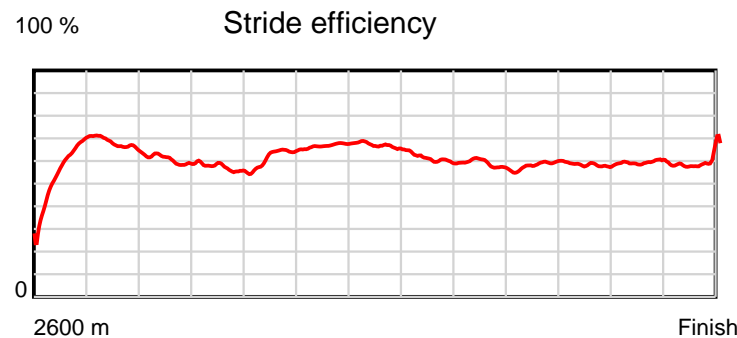
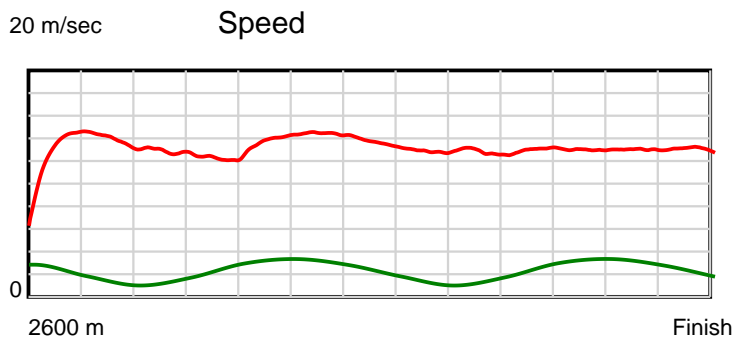
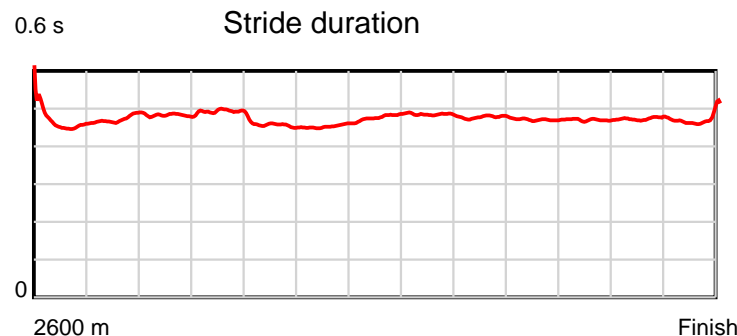
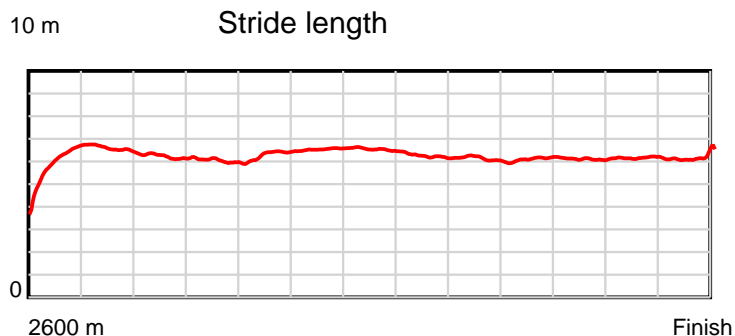
Disclaimer.

HRNZ and NZMTC and Thoroughbred Ratings Pty Ltd accepts no responsibility for the completeness or accuracy of any of the information contained herein, and makes no representations about its suitability for any particular purpose. Users should make their own judgements about those matters and/or seek independent advice. You assume all risks associated with use of the data provided on this page.

Race Results

March 19, 2025, Race 7, TENNANT ENGINEERING TROT, Distance 2600m, Addington - Survey 3200m

Result	TAB no.	Horse (Barrier)	2200m to	2000m to	1800m to	1600m to	1400m to	1200m to	1000m to	800m to	600m to	400m to	200m to	Total or	Margin
5th	13	Randel Huston ... (1)	2000m	1800m	1600m	1400m	1200m	1000m	800m	600m	400m	200m	WP	Average	
		Position in running (margin)	9(11.9)	9(10.6)	9(9.9)	3(1.5)	1(0.0)	1(0.0)	1(0.0)	1(0.0)	1(0.0)	1(0.0)	2(0.0)		4.30
		Sectional time (s)	15.50	16.27	14.88	14.41	14.68	15.59	15.25	15.27	15.31	15.77	15.23		
		Cumulative time (s)	168.16	152.66	136.39	121.51	107.10	92.42	76.83	61.58	46.31	31.00	15.23	3:20.92	
		Speed (m/s)	12.90	12.29	13.44	13.88	13.62	12.83	13.11	13.10	13.06	12.68	13.13	12.94	
		Stride length (m)	6.21	6.06	6.13	6.30	6.54	6.20	6.26	6.16	6.14	5.99	6.23	6.20	
		Stride duration (s)	0.482	0.493	0.456	0.454	0.480	0.483	0.477	0.471	0.470	0.473	0.474	0.479	
		Stride efficiency (%)	60.36	57.43	58.66	62.05	66.76	60.02	61.18	59.31	58.90	56.15	60.59	60.08	
		Stride count	32.18	32.99	32.64	31.74	30.60	32.27	31.96	32.46	32.58	33.37	32.12	419.30	



Note: Horizontal distance axis grid lines are 200m furlongs.

Disclaimer.

HRNZ and NZMTC and Thoroughbred Ratings Pty Ltd accepts no responsibility for the completeness or accuracy of any of the information contained herein, and makes no representations about its suitability for any particular purpose. Users should make their own judgements about those matters and/or seek independent advice. You assume all risks associated with use of the data provided on this page.



Race Results



March 19, 2025, Race 7, TENNANT ENGINEERING TROT, Distance 2600m, Addington - Survey 3200m

Result	TAB no.	Horse (Barrier)	2600 to	2400m to
6th	11	Dancing Glenis (2)	2400m	2200m
		Position in running (margin)	-	4(4.5)
		Sectional time (s)	16.44	15.35
		Cumulative time (s)	201.42	184.98
		Speed (m/s)	12.16	13.03
		Stride length (m)	5.99	5.86
		Stride duration (s)	0.455	0.450
		Stride efficiency (%)	56.02	53.74
		Stride count	33.40	34.11

Disclaimer.

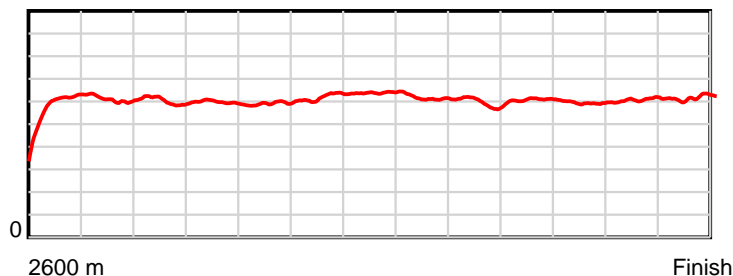
HRNZ and NZMTC and Thoroughbred Ratings Pty Ltd accepts no responsibility for the completeness or accuracy of any of the information contained herein, and makes no representations about its suitability for any particular purpose. Users should make their own judgements about those matters and/or seek independent advice. You assume all risks associated with use of the data provided on this page.

Race Results

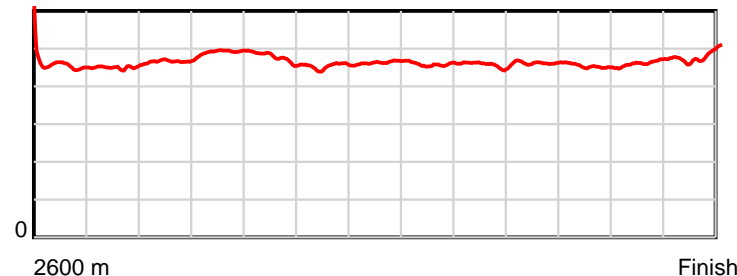
March 19, 2025, Race 7, TENNANT ENGINEERING TROT, Distance 2600m, Addington - Survey 3200m

Result	TAB no.	Horse (Barrier)	2200m to	2000m to	1800m to	1600m to	1400m to	1200m to	1000m to	800m to	600m to	400m to	200m to	Total or	Margin
6th	11	Dancing Glenis (2)	2000m	1800m	1600m	1400m	1200m	1000m	800m	600m	400m	200m	WP	Average	
		Position in running (margin)	4(6.4)	4(5.6)	4(4.9)	5(4.8)	5(6.7)	4(4.5)	3(2.9)	3(3.7)	2(2.2)	4(2.8)	3(2.0)		7.30
		Sectional time (s)	15.57	16.27	16.27	14.98	14.31	15.32	15.37	15.03	15.40	15.63	15.48		
		Cumulative time (s)	169.63	154.06	137.79	121.52	106.54	92.23	76.91	61.54	46.51	31.11	15.48	3:21.42	
		Speed (m/s)	12.85	12.29	12.29	13.35	13.98	13.05	13.01	13.31	12.99	12.80	12.92	12.91	
		Stride length (m)	5.99	6.05	5.84	6.06	6.48	5.97	5.95	6.14	5.87	5.95	6.23	6.03	
		Stride duration (s)	0.466	0.492	0.475	0.454	0.464	0.458	0.457	0.462	0.452	0.465	0.482	0.467	
		Stride efficiency (%)	56.12	57.18	53.35	57.43	65.72	55.77	55.30	58.97	53.79	55.24	60.58	56.73	
		Stride count	33.37	33.06	34.23	32.99	30.84	33.48	33.62	32.56	34.09	33.64	32.12	431.51	

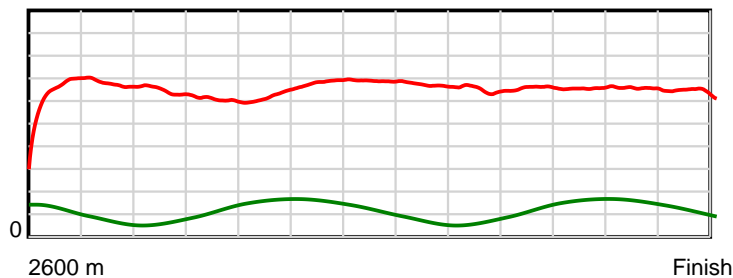
10 m Stride length



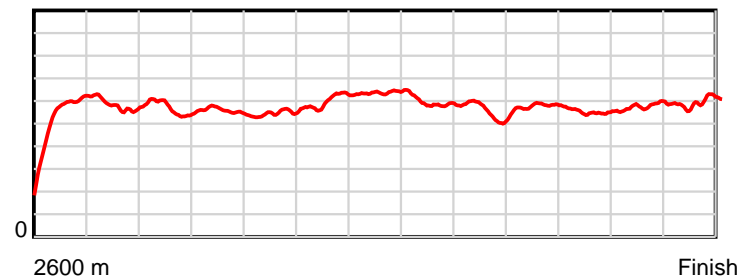
0.6 s Stride duration



20 m/sec Speed



100 % Stride efficiency



Note: Horizontal distance axis grid lines are 200m furlongs.

Disclaimer.

HRNZ and NZMTC and Thoroughbred Ratings Pty Ltd accepts no responsibility for the completeness or accuracy of any of the information contained herein, and makes no representations about its suitability for any particular purpose. Users should make their own judgements about those matters and/or seek independent advice. You assume all risks associated with use of the data provided on this page.



Race Results



March 19, 2025, Race 7, TENNANT ENGINEERING TROT, Distance 2600m, Addington - Survey 3200m

Result	TAB no.	Horse (Barrier)	2600 to	2400m to
7th	5	Meandad (8)	2400m	2200m
		Position in running (margin)	-	2(1.0)
		Sectional time (s)	15.74	15.26
		Cumulative time (s)	201.62	185.88
		Speed (m/s)	12.70	13.11
		Stride length (m)	5.69	6.09
		Stride duration (s)	0.449	0.465
		Stride efficiency (%)	50.63	57.98
		Stride count	35.14	32.83

Disclaimer.

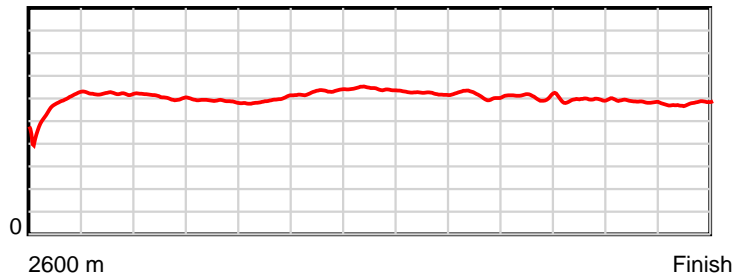
HRNZ and NZMTC and Thoroughbred Ratings Pty Ltd accepts no responsibility for the completeness or accuracy of any of the information contained herein, and makes no representations about its suitability for any particular purpose. Users should make their own judgements about those matters and/or seek independent advice. You assume all risks associated with use of the data provided on this page.

Race Results

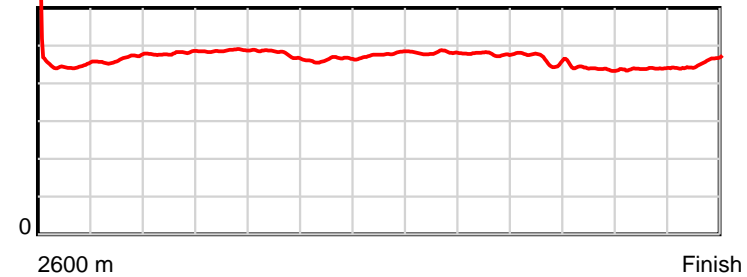
March 19, 2025, Race 7, TENNANT ENGINEERING TROT, Distance 2600m, Addington - Survey 3200m

Result	TAB no.	Horse (Barrier)	2200m to	2000m to	1800m to	1600m to	1400m to	1200m to	1000m to	800m to	600m to	400m to	200m to	Total or	Margin
7th	5	Meandad (8)	2000m	1800m	1600m	1400m	1200m	1000m	800m	600m	400m	200m	WP	Average	
		Position in running (margin)	2(2.4)	2(1.3)	2(1.5)	2(0.6)	3(2.9)	3(3.2)	4(3.8)	4(4.1)	4(3.8)	3(2.6)	4(2.2)		8.50
		Sectional time (s)	15.53	16.42	16.14	15.03	14.73	15.70	15.30	15.22	15.13	15.69	15.73		
		Cumulative time (s)	170.62	155.09	138.67	122.53	107.50	92.77	77.07	61.77	46.55	31.42	15.73	3:21.62	
		Speed (m/s)	12.88	12.18	12.39	13.31	13.58	12.74	13.07	13.14	13.22	12.75	12.71	12.90	
		Stride length (m)	6.18	5.93	5.95	6.16	6.48	6.13	6.24	6.13	5.81	5.59	5.80	6.00	
		Stride duration (s)	0.480	0.486	0.480	0.463	0.477	0.481	0.478	0.466	0.439	0.439	0.456	0.466	
		Stride efficiency (%)	59.63	54.90	55.31	59.25	65.63	58.70	60.93	58.73	52.69	48.88	52.48	56.33	
		Stride count	32.38	33.74	33.62	32.48	30.86	32.63	32.03	32.62	34.44	35.76	34.51	433.04	

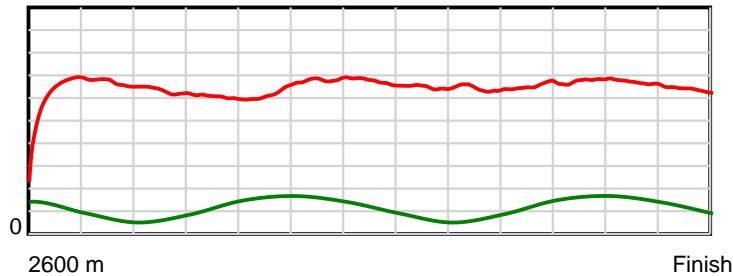
10 m Stride length



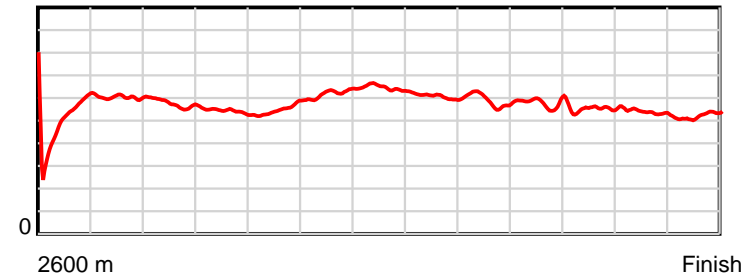
0.6 s Stride duration



20 m/sec Speed



100 % Stride efficiency



Note: Horizontal distance axis grid lines are 200m furlongs.

Disclaimer.

HRNZ and NZMTC and Thoroughbred Ratings Pty Ltd accepts no responsibility for the completeness or accuracy of any of the information contained herein, and makes no representations about its suitability for any particular purpose. Users should make their own judgements about those matters and/or seek independent advice. You assume all risks associated with use of the data provided on this page.



Race Results



March 19, 2025, Race 7, TENNANT ENGINEERING TROT, Distance 2600m, Addington - Survey 3200m

Result	TAB no.	Horse (Barrier)	2600 to	2400m to
8th	10	Waihemo Hannah (0)	2400m	2200m
		Position in running (margin)	-	12(24.4)
		Sectional time (s)	19.87	14.98
		Cumulative time (s)	201.72	181.85
		Speed (m/s)	10.06	13.35
		Stride length (m)	5.35	6.17
		Stride duration (s)	0.484	0.462
		Stride efficiency (%)	44.68	59.49
		Stride count	37.40	32.41

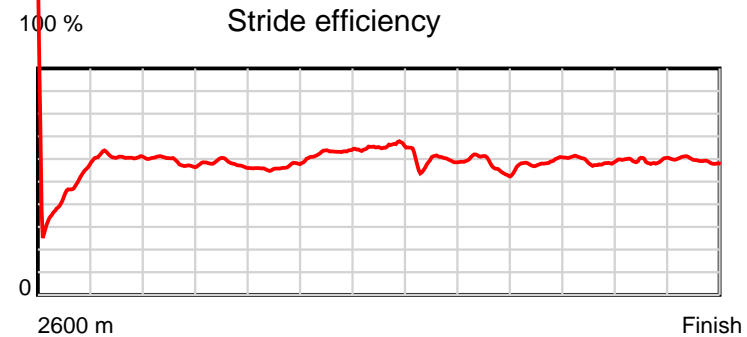
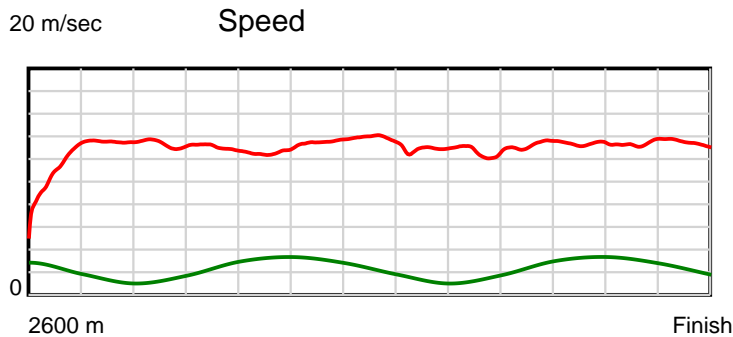
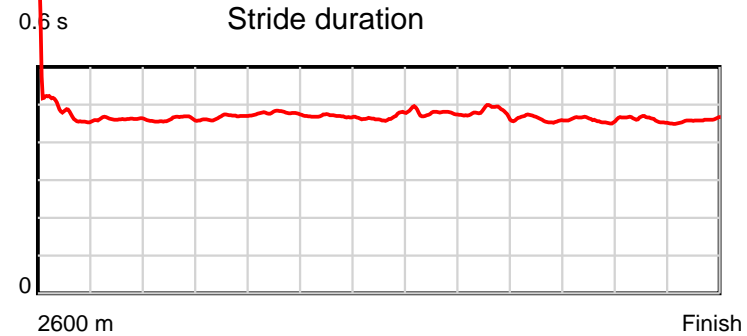
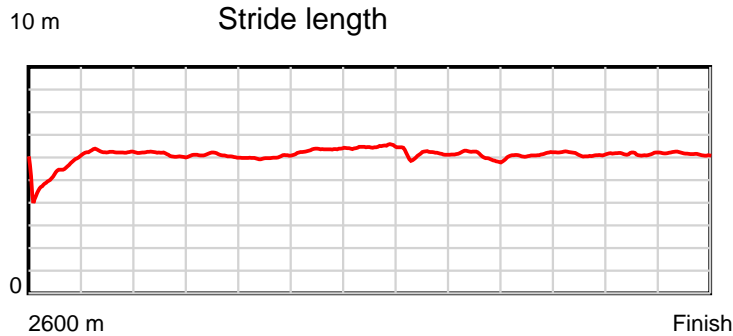
Disclaimer.

HRNZ and NZMTC and Thoroughbred Ratings Pty Ltd accepts no responsibility for the completeness or accuracy of any of the information contained herein, and makes no representations about its suitability for any particular purpose. Users should make their own judgements about those matters and/or seek independent advice. You assume all risks associated with use of the data provided on this page.

Race Results

March 19, 2025, Race 7, TENNANT ENGINEERING TROT, Distance 2600m, Addington - Survey 3200m

Result	TAB no.	Horse (Barrier)	2200m to	2000m to	1800m to	1600m to	1400m to	1200m to	1000m to	800m to	600m to	400m to	200m to	Total or	Margin
8th	10	Waihemo Hannah (0)	2000m	1800m	1600m	1400m	1200m	1000m	800m	600m	400m	200m	WP	Average	
		Position in running (margin)	12(24.1)	12(19.0)	11(12.3)	10(10.1)	10(12.5)	10(10.9)	12(12.1)	12(14.1)	12(12.7)	11(10.6)	10(7.9)		8.90
		Sectional time (s)	14.85	15.27	15.91	15.06	14.41	15.78	15.59	15.04	14.97	15.31	14.68		
		Cumulative time (s)	166.87	152.02	136.75	120.84	105.78	91.37	75.59	60.00	44.96	29.99	14.68	3:21.72	
		Speed (m/s)	13.47	13.10	12.57	13.28	13.88	12.67	12.83	13.30	13.36	13.06	13.62	12.89	
		Stride length (m)	6.21	6.12	6.00	6.23	6.47	6.06	6.16	6.14	6.14	6.02	6.25	6.09	
		Stride duration (s)	0.461	0.467	0.477	0.469	0.466	0.479	0.481	0.462	0.460	0.461	0.459	0.473	
		Stride efficiency (%)	60.21	58.47	56.27	60.67	65.44	57.45	59.35	59.00	58.99	56.57	61.05	57.98	
		Stride count	32.22	32.70	33.33	32.10	30.91	32.98	32.45	32.55	32.55	33.24	32.00	426.84	



Note: Horizontal distance axis grid lines are 200m furlongs.

Disclaimer.

HRNZ and NZMTC and Thoroughbred Ratings Pty Ltd accepts no responsibility for the completeness or accuracy of any of the information contained herein, and makes no representations about its suitability for any particular purpose. Users should make their own judgements about those matters and/or seek independent advice. You assume all risks associated with use of the data provided on this page.



Race Results



March 19, 2025, Race 7, TENNANT ENGINEERING TROT, Distance 2600m, Addington - Survey 3200m

Result	TAB no.	Horse (Barrier)	2600 to	2400m to
9th	2	Ginas Majesty (5)	2400m	2200m
		Position in running (margin)	-	6(4.6)
		Sectional time (s)	16.37	15.55
		Cumulative time (s)	202.22	185.85
		Speed (m/s)	12.21	12.86
		Stride length (m)	5.36	5.71
		Stride duration (s)	0.432	0.444
		Stride efficiency (%)	44.90	50.88
		Stride count	37.31	35.05

Disclaimer.

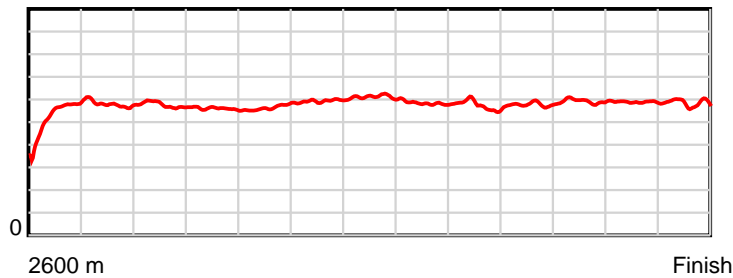
HRNZ and NZMTC and Thoroughbred Ratings Pty Ltd accepts no responsibility for the completeness or accuracy of any of the information contained herein, and makes no representations about its suitability for any particular purpose. Users should make their own judgements about those matters and/or seek independent advice. You assume all risks associated with use of the data provided on this page.

Race Results

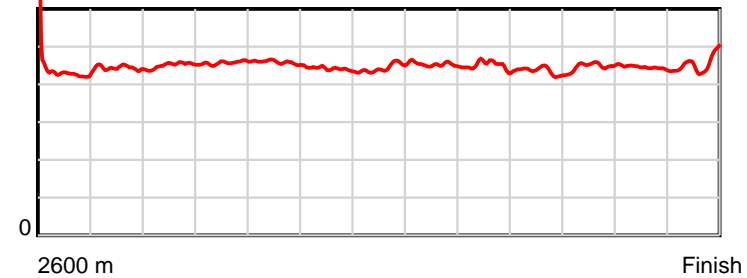
March 19, 2025, Race 7, TENNANT ENGINEERING TROT, Distance 2600m, Addington - Survey 3200m

Result	TAB no.	Horse (Barrier)	2200m to	2000m to	1800m to	1600m to	1400m to	1200m to	1000m to	800m to	600m to	400m to	200m to	Total or	Margin
9th	2	Ginas Majesty (5)	2000m	1800m	1600m	1400m	1200m	1000m	800m	600m	400m	200m	WP	Average	
		Position in running (margin)	5(7.7)	5(6.7)	5(5.9)	6(5.3)	6(7.9)	6(6.9)	8(8.0)	8(9.4)	9(7.9)	7(6.4)	7(4.6)		11.80
		Sectional time (s)	15.54	16.26	16.18	15.08	14.51	15.77	15.48	15.03	15.06	15.47	15.92		
		Cumulative time (s)	170.30	154.76	138.50	122.32	107.24	92.73	76.96	61.48	46.45	31.39	15.92	3:22.22	
		Speed (m/s)	12.87	12.30	12.36	13.26	13.78	12.68	12.92	13.31	13.28	12.93	12.56	12.86	
		Stride length (m)	5.80	5.62	5.67	5.86	6.11	5.74	5.81	5.79	5.95	5.74	5.78	5.76	
		Stride duration (s)	0.451	0.457	0.459	0.442	0.443	0.453	0.450	0.435	0.448	0.444	0.460	0.448	
		Stride efficiency (%)	52.57	49.41	50.24	53.64	58.31	51.54	52.68	52.43	55.31	51.46	52.18	51.83	
		Stride count	34.48	35.57	35.27	34.14	32.74	34.82	34.45	34.53	33.62	34.85	34.61	451.44	

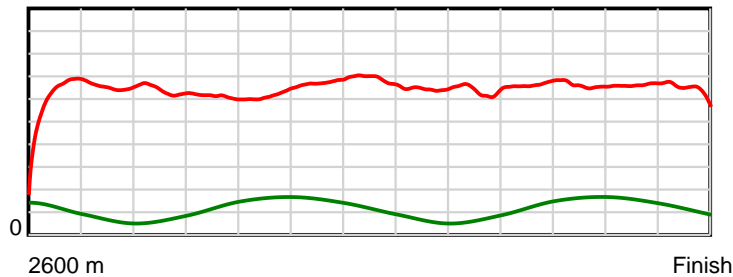
10 m Stride length



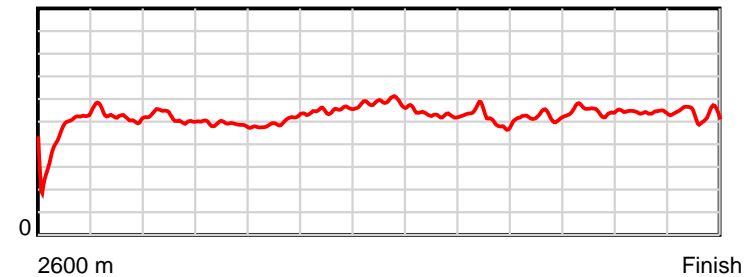
0.6 s Stride duration



20 m/sec Speed



100 % Stride efficiency



Note: Horizontal distance axis grid lines are 200m furlongs.

Disclaimer.

HRNZ and NZMTC and Thoroughbred Ratings Pty Ltd accepts no responsibility for the completeness or accuracy of any of the information contained herein, and makes no representations about its suitability for any particular purpose. Users should make their own judgements about those matters and/or seek independent advice. You assume all risks associated with use of the data provided on this page.



Race Results



March 19, 2025, Race 7, TENNANT ENGINEERING TROT, Distance 2600m, Addington - Survey 3200m

Result	TAB no.	Horse (Barrier)	2600 to	2400m to
10th	6	Take After Me (9)	2400m	2200m
		Position in running (margin)	-	5(4.6)
		Sectional time (s)	16.22	15.59
		Cumulative time (s)	202.72	186.50
		Speed (m/s)	12.33	12.83
		Stride length (m)	5.43	5.54
		Stride duration (s)	0.430	0.432
		Stride efficiency (%)	46.01	47.89
		Stride count	36.86	36.13

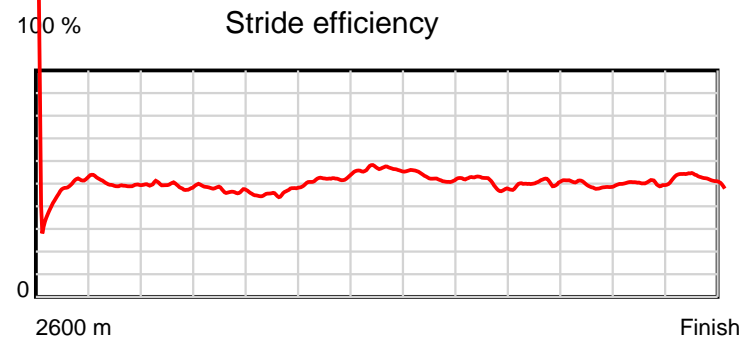
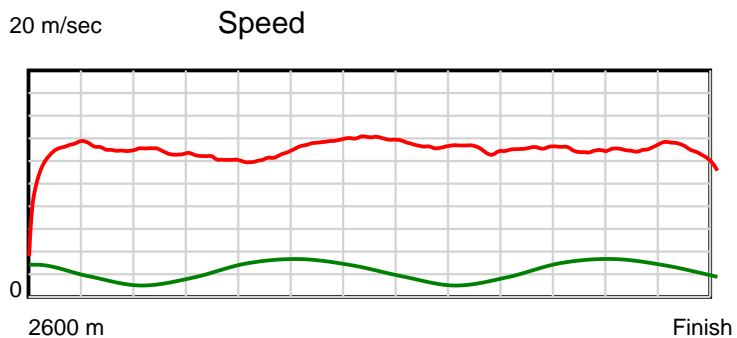
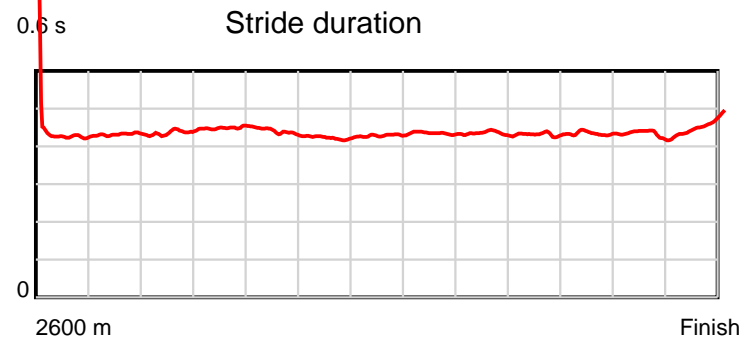
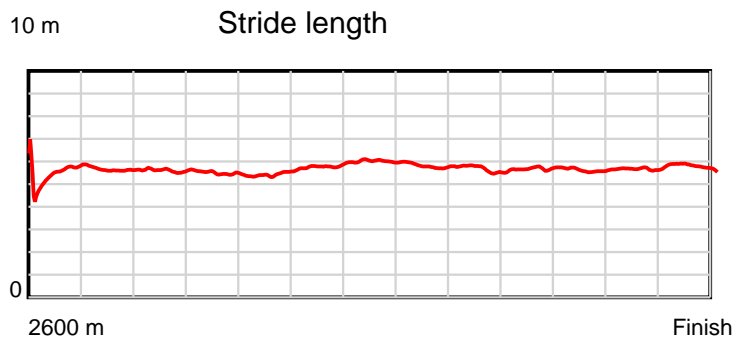
Disclaimer.

HRNZ and NZMTC and Thoroughbred Ratings Pty Ltd accepts no responsibility for the completeness or accuracy of any of the information contained herein, and makes no representations about its suitability for any particular purpose. Users should make their own judgements about those matters and/or seek independent advice. You assume all risks associated with use of the data provided on this page.

Race Results

March 19, 2025, Race 7, TENNANT ENGINEERING TROT, Distance 2600m, Addington - Survey 3200m

Result	TAB no.	Horse (Barrier)	2200m to	2000m to	1800m to	1600m to	1400m to	1200m to	1000m to	800m to	600m to	400m to	200m to	Total or	Margin
10th	6	Take After Me (9)	2000m	1800m	1600m	1400m	1200m	1000m	800m	600m	400m	200m	WP	Average	
		Position in running (margin)	6(7.9)	6(7.5)	6(6.8)	7(6.9)	7(9.3)	7(7.1)	6(6.0)	5(6.0)	7(6.0)	8(7.7)	9(7.3)		14.30
		Sectional time (s)	15.64	16.27	16.30	15.06	14.31	15.40	15.27	15.27	15.59	15.70	16.10		
		Cumulative time (s)	170.91	155.27	139.00	122.70	107.64	93.33	77.93	62.66	47.39	31.80	16.10	3:22.72	
		Speed (m/s)	12.79	12.29	12.27	13.28	13.98	12.99	13.10	13.10	12.83	12.74	12.42	12.83	
		Stride length (m)	5.57	5.52	5.40	5.62	6.00	5.65	5.69	5.65	5.56	5.50	5.70	5.60	
		Stride duration (s)	0.435	0.449	0.440	0.423	0.429	0.435	0.434	0.432	0.434	0.432	0.459	0.436	
		Stride efficiency (%)	48.46	47.55	45.55	49.31	56.16	49.83	50.63	49.93	48.38	47.31	50.78	48.96	
		Stride count	35.91	36.26	37.04	35.60	33.36	35.42	35.14	35.38	35.94	36.35	35.09	464.48	



Note: Horizontal distance axis grid lines are 200m furlongs.

Disclaimer.

HRNZ and NZMTC and Thoroughbred Ratings Pty Ltd accepts no responsibility for the completeness or accuracy of any of the information contained herein, and makes no representations about its suitability for any particular purpose. Users should make their own judgements about those matters and/or seek independent advice. You assume all risks associated with use of the data provided on this page.



Race Results



March 19, 2025, Race 7, TENNANT ENGINEERING TROT, Distance 2600m, Addington - Survey 3200m

Result	TAB no.	Horse (Barrier)	2600 to	2400m to
11th	14	Downtown Orlan... (3)	2400m	2200m
		Position in running (margin)	-	8(11.8)
		Sectional time (s)	17.72	15.51
		Cumulative time (s)	203.62	185.90
		Speed (m/s)	11.28	12.89
		Stride length (m)	5.87	6.04
		Stride duration (s)	0.466	0.468
		Stride efficiency (%)	53.88	57.07
		Stride count	34.06	33.10

Disclaimer.

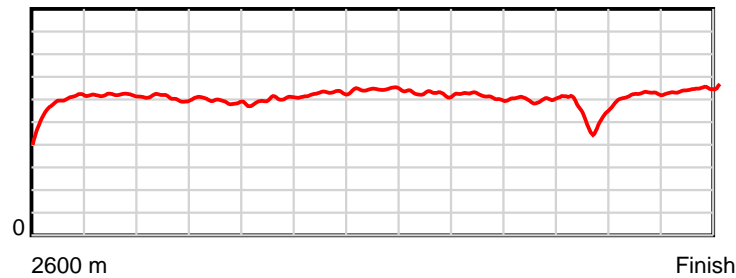
HRNZ and NZMTC and Thoroughbred Ratings Pty Ltd accepts no responsibility for the completeness or accuracy of any of the information contained herein, and makes no representations about its suitability for any particular purpose. Users should make their own judgements about those matters and/or seek independent advice. You assume all risks associated with use of the data provided on this page.

Race Results

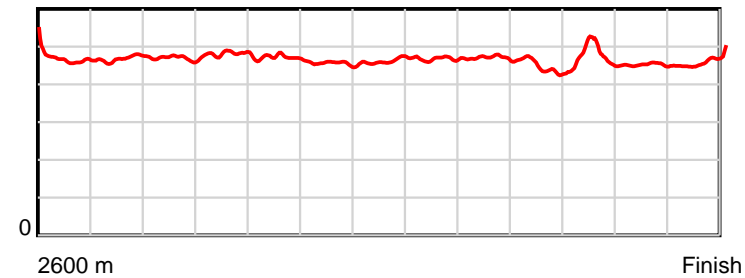
March 19, 2025, Race 7, TENNANT ENGINEERING TROT, Distance 2600m, Addington - Survey 3200m

Result	TAB no.	Horse (Barrier)	2200m to	2000m to	1800m to	1600m to	1400m to	1200m to	1000m to	800m to	600m to	400m to	200m to	Total or	Margin
11th	14	Downtown Orlan... (3)	2000m	1800m	1600m	1400m	1200m	1000m	800m	600m	400m	200m	WP	Average	
		Position in running (margin)	10(14.6)	10(13.3)	10(11.9)	11(10.6)	11(13.7)	11(11.5)	10(10.1)	9(9.8)	8(6.8)	12(24.8)	12(20.4)		19.20
		Sectional time (s)	15.50	16.16	16.07	15.17	14.31	15.35	15.21	14.76	18.31	15.05	14.50		
		Cumulative time (s)	170.39	154.89	138.73	122.66	107.49	93.18	77.83	62.62	47.86	29.55	14.50	3:23.62	
		Speed (m/s)	12.90	12.38	12.45	13.18	13.98	13.03	13.15	13.55	10.92	13.29	13.79	12.77	
		Stride length (m)	6.05	5.96	5.86	6.01	6.46	6.09	6.18	6.04	5.21	6.00	6.41	6.00	
		Stride duration (s)	0.469	0.482	0.471	0.456	0.463	0.468	0.470	0.446	0.477	0.452	0.464	0.470	
		Stride efficiency (%)	57.29	55.60	53.69	56.45	65.31	57.98	59.74	56.93	42.35	56.32	64.17	56.26	
		Stride count	33.03	33.53	34.12	33.28	30.94	32.83	32.35	33.14	38.42	33.32	31.21	433.33	

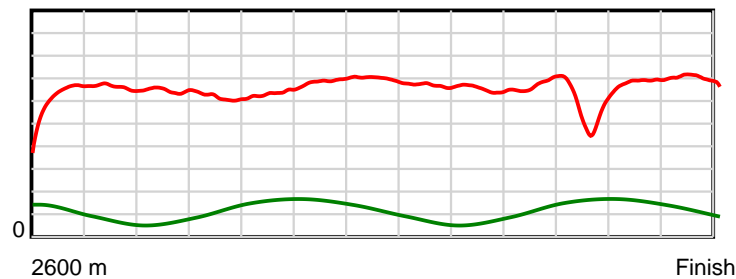
10 m Stride length



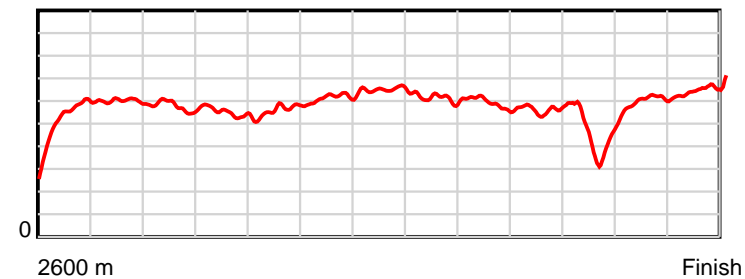
0.6 s Stride duration



20 m/sec Speed



100 % Stride efficiency



Note: Horizontal distance axis grid lines are 200m furlongs.

Disclaimer.

HRNZ and NZMTC and Thoroughbred Ratings Pty Ltd accepts no responsibility for the completeness or accuracy of any of the information contained herein, and makes no representations about its suitability for any particular purpose. Users should make their own judgements about those matters and/or seek independent advice. You assume all risks associated with use of the data provided on this page.



Race Results



March 19, 2025, Race 7, TENNANT ENGINEERING TROT, Distance 2600m, Addington - Survey 3200m

Result	TAB no.	Horse (Barrier)	2600 to	2400m to
12th	7	Miss Gracie (10)	2400m	2200m
		Position in running (margin)	-	10(13.9)
		Sectional time (s)	18.06	14.57
		Cumulative time (s)	203.92	185.86
		Speed (m/s)	11.07	13.73
		Stride length (m)	5.39	6.10
		Stride duration (s)	0.452	0.444
		Stride efficiency (%)	45.42	58.08
		Stride count	37.10	32.81

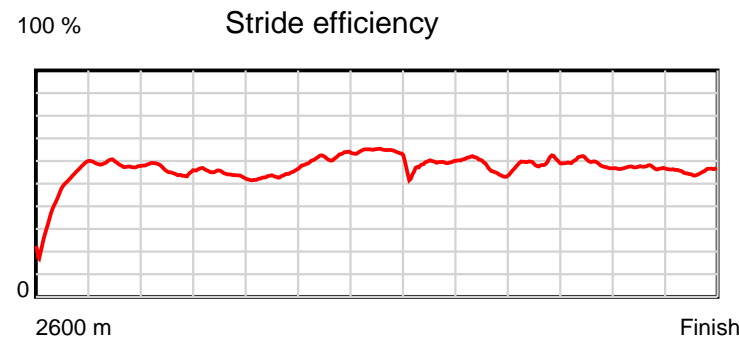
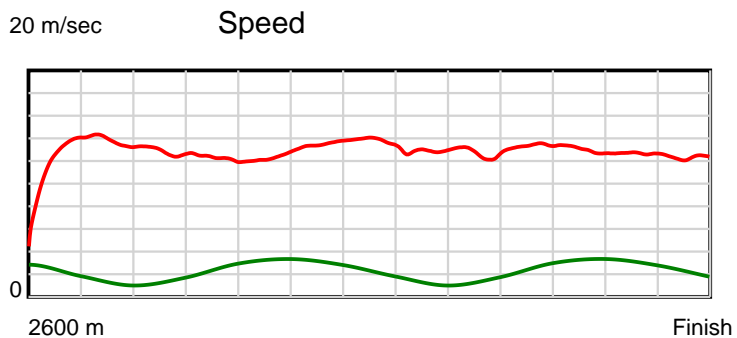
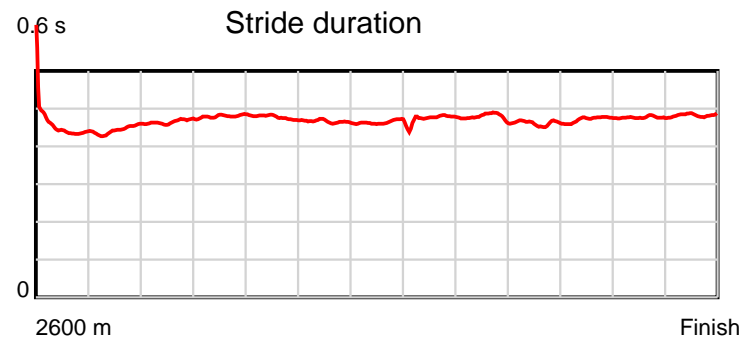
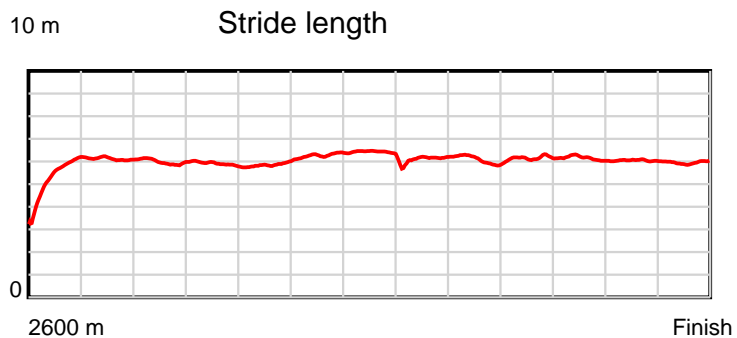
Disclaimer.

HRNZ and NZMTC and Thoroughbred Ratings Pty Ltd accepts no responsibility for the completeness or accuracy of any of the information contained herein, and makes no representations about its suitability for any particular purpose. Users should make their own judgements about those matters and/or seek independent advice. You assume all risks associated with use of the data provided on this page.

Race Results

March 19, 2025, Race 7, TENNANT ENGINEERING TROT, Distance 2600m, Addington - Survey 3200m

Result	TAB no.	Horse (Barrier)	2200m to	2000m to	1800m to	1600m to	1400m to	1200m to	1000m to	800m to	600m to	400m to	200m to	Total or	Margin
12th	7	Miss Gracie (10)	2000m	1800m	1600m	1400m	1200m	1000m	800m	600m	400m	200m	WP	Average	
		Position in running (margin)	8(11.1)	7(8.3)	7(7.6)	8(7.4)	8(10.2)	9(9.1)	9(9.9)	10(11.4)	11(9.9)	10(10.3)	11(12.2)		21.10
		Sectional time (s)	15.24	16.27	16.24	15.12	14.50	15.73	15.49	15.03	15.37	16.09	16.21		
		Cumulative time (s)	171.29	156.05	139.78	123.54	108.42	93.92	78.19	62.70	47.67	32.30	16.21	3:23.92	
		Speed (m/s)	13.12	12.29	12.32	13.23	13.79	12.71	12.91	13.31	13.01	12.43	12.34	12.75	
		Stride length (m)	6.10	5.90	5.87	6.16	6.41	5.98	6.17	6.14	6.14	5.92	5.97	6.01	
		Stride duration (s)	0.465	0.480	0.477	0.466	0.465	0.471	0.478	0.462	0.472	0.476	0.484	0.471	
		Stride efficiency (%)	58.21	54.43	53.86	59.34	64.26	55.94	59.48	58.99	58.83	54.77	55.61	56.45	
		Stride count	32.77	33.89	34.07	32.46	31.19	33.43	32.42	32.55	32.60	33.78	33.53	432.60	



Note: Horizontal distance axis grid lines are 200m furlongs.

Disclaimer.

HRNZ and NZMTC and Thoroughbred Ratings Pty Ltd accepts no responsibility for the completeness or accuracy of any of the information contained herein, and makes no representations about its suitability for any particular purpose. Users should make their own judgements about those matters and/or seek independent advice. You assume all risks associated with use of the data provided on this page.