



## Race Results

NZ Metropolitan Trotting Club Inc, HRNZ, April 04, 2025

Compilation date: April 4, 2025, 5:59:01 PM (NZDT)

Copyright © 2025 HRNZ and NZMTC. All rights reserved.

### Trademarks.

StrideMASTER is a registered trademark of Thoroughbred Ratings Pty Ltd.

### Disclaimer.

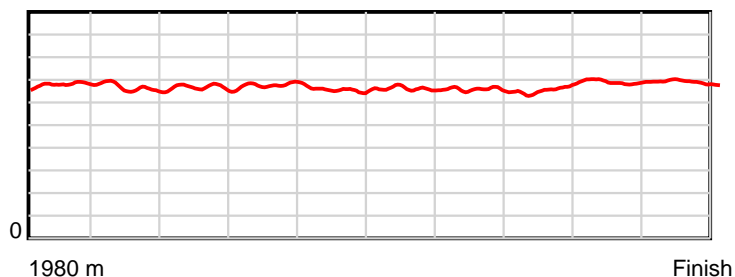
HRNZ and NZMTC and Thoroughbred Ratings Pty Ltd accepts no responsibility for the completeness or accuracy of any of the information contained herein, and makes no representations about its suitability for any particular purpose. Users should make their own judgements about those matters and/or seek independent advice. You assume all risks associated with use of the data provided on this page.

# Race Results

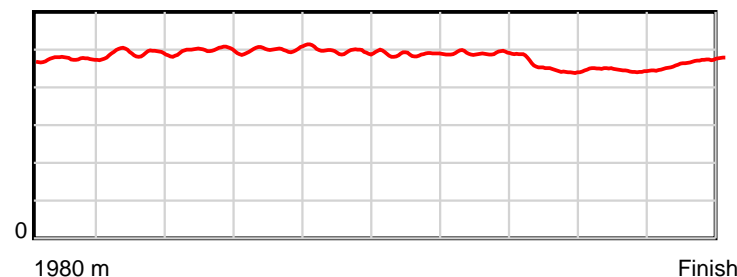
April 04, 2025, Race 2, , Distance 1980m, Addington - Survey 1980m

Result	TAB no.	Horse (Barrier)	1980 to	1800m to	1600m to	1400m to	1200m to	1000m to	800m to	600m to	400m to	200m to	Total or	Margin
1st	6	Malakai (5)	1800m	1600m	1400m	1200m	1000m	800m	600m	400m	200m	WP	Average	
		Position in running (margin)	-	6(4.7)	7(8.0)	7(7.8)	7(7.2)	6(6.4)	6(5.1)	6(4.3)	3(1.2)	2(1.0)		0.00
		Sectional time (s)	12.77	15.20	15.21	14.81	15.20	14.99	14.89	14.12	13.40	13.59		
		Cumulative time (s)	144.18	131.41	116.21	101.00	86.19	70.99	56.00	41.11	26.99	13.59	2:24.18	
		Speed (m/s)	14.09	13.16	13.15	13.50	13.16	13.34	13.43	14.16	14.93	14.72	13.73	
		Stride length (m)	6.73	6.46	6.54	6.78	6.52	6.50	6.59	6.39	6.65	6.91	6.60	
		Stride duration (s)	0.475	0.491	0.498	0.503	0.496	0.487	0.491	0.451	0.446	0.470	0.481	
		Stride efficiency (%)	70.79	65.22	66.93	71.93	66.51	65.94	67.93	63.86	69.05	74.64	68.14	
		Stride count	26.74	30.96	30.56	29.48	30.66	30.79	30.33	31.29	30.09	28.94	299.84	

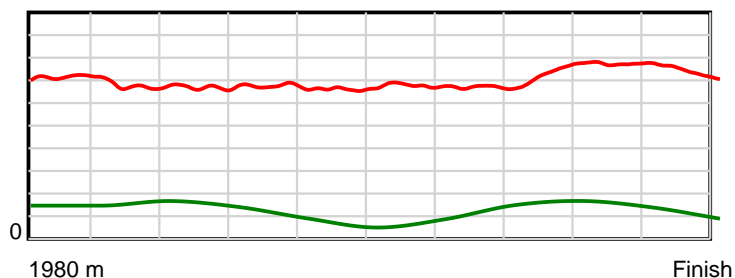
10 m Stride length



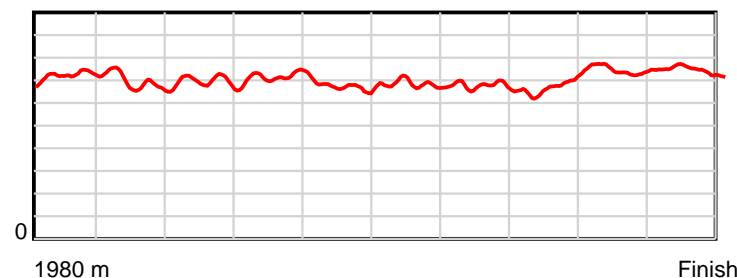
0.6 s Stride duration



20 m/sec Speed



100 % Stride efficiency



Note: Horizontal distance axis grid lines are 200m furlongs.

## Disclaimer.

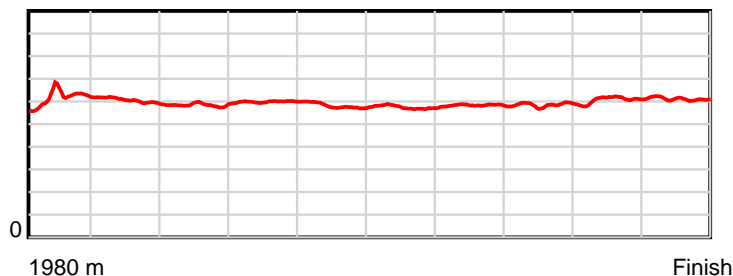
HRNZ and NZMTC and Thoroughbred Ratings Pty Ltd accepts no responsibility for the completeness or accuracy of any of the information contained herein, and makes no representations about its suitability for any particular purpose. Users should make their own judgements about those matters and/or seek independent advice. You assume all risks associated with use of the data provided on this page.

# Race Results

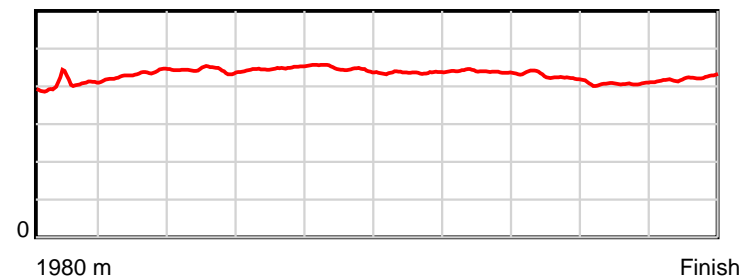
April 04, 2025, Race 2, , Distance 1980m, Addington - Survey 1980m

Result	TAB no.	Horse (Barrier)	1980 to	1800m to	1600m to	1400m to	1200m to	1000m to	800m to	600m to	400m to	200m to	Total or	Margin
2nd	3	<b>Queen Tyron (3)</b>	<b>1800m</b>	<b>1600m</b>	<b>1400m</b>	<b>1200m</b>	<b>1000m</b>	<b>800m</b>	<b>600m</b>	<b>400m</b>	<b>200m</b>	<b>WP</b>	<b>Average</b>	
		Position in running (margin)	-	2(0.4)	1(0.0)	1(0.0)	1(0.0)	1(0.0)	1(0.0)	1(0.0)	1(0.0)	1(0.0)		0.60
		Sectional time (s)	12.24	14.58	15.25	14.91	15.33	15.21	15.02	14.63	13.44	13.67		
		Cumulative time (s)	144.28	132.04	117.46	102.21	87.30	71.97	56.76	41.74	27.11	13.67	2:24.28	
		Speed (m/s)	14.70	13.72	13.11	13.41	13.05	13.15	13.32	13.67	14.88	14.63	13.72	
		Stride length (m)	6.08	5.94	5.81	6.01	5.83	5.74	5.85	5.83	6.05	6.19	5.93	
		Stride duration (s)	0.405	0.433	0.443	0.448	0.447	0.436	0.439	0.427	0.407	0.423	0.432	
		Stride efficiency (%)	57.78	55.18	52.67	56.43	53.10	51.46	53.45	53.19	57.22	59.85	54.92	
		Stride count	29.60	33.66	34.45	33.28	34.31	34.85	34.20	34.28	33.05	32.32	334.00	

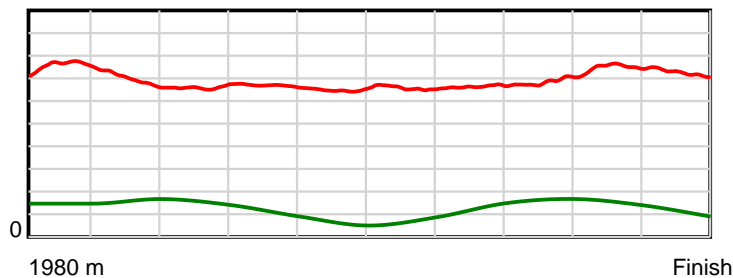
10 m Stride length



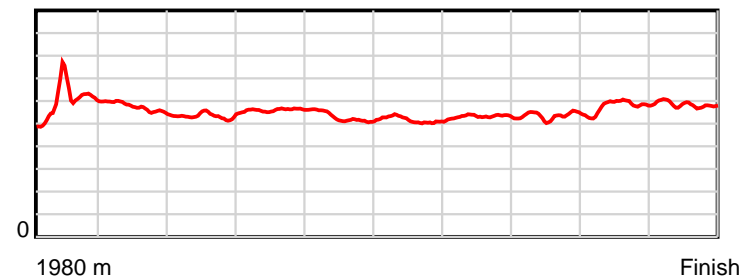
0.6 s Stride duration



20 m/sec Speed



100 % Stride efficiency



Note: Horizontal distance axis grid lines are 200m furlongs.

## Disclaimer.

HRNZ and NZMTC and Thoroughbred Ratings Pty Ltd accepts no responsibility for the completeness or accuracy of any of the information contained herein, and makes no representations about its suitability for any particular purpose. Users should make their own judgements about those matters and/or seek independent advice. You assume all risks associated with use of the data provided on this page.

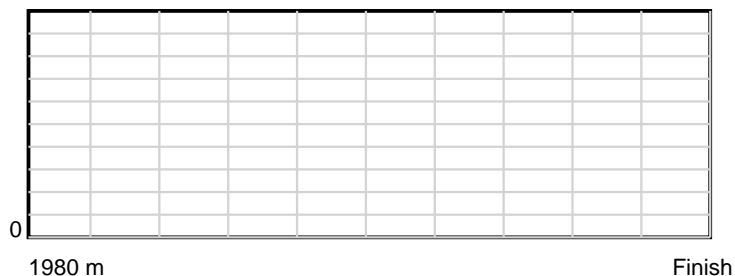


# Race Results

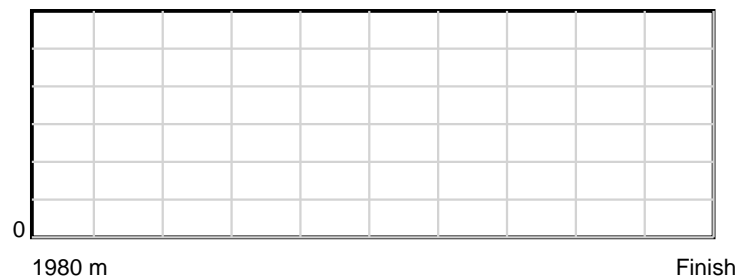
April 04, 2025, Race 2, , Distance 1980m, Addington - Survey 1980m

Result	TAB no.	Horse (Barrier)	1980 to	1800m to	1600m to	1400m to	1200m to	1000m to	800m to	600m to	400m to	200m to	Total or	Margin
3rd	8	Renaldo (7)	1800m	1600m	1400m	1200m	1000m	800m	600m	400m	200m	WP	Average	
		Position in running (margin)	-	7(5.6)	8(9.8)	8(10.1)	8(9.0)	8(8.7)	8(7.0)	8(6.5)	7(5.1)	8(5.4)		2.20
		Sectional time (s)	12.99	15.35	15.29	14.73	15.28	14.93	14.94	14.41	13.49	13.15		
		Cumulative time (s)	144.56	131.57	116.22	100.93	86.20	70.92	55.99	41.05	26.64	13.15	2:24.56	
		Speed (m/s)	13.85	13.03	13.08	13.58	13.09	13.40	13.39	13.88	14.83	15.21	13.70	
		Stride length (m)	0.00	0.00	0.00	0.00	0.00	0.00	0.00	0.00	0.00	0.00	nan	
		Stride duration (s)	0.000	0.000	0.000	0.000	0.000	0.000	0.000	0.000	0.000	0.000	nan	
		Stride efficiency (%)	0.00	0.00	0.00	0.00	0.00	0.00	0.00	0.00	0.00	0.00	nan	
		Stride count	0.00	0.00	0.00	0.00	0.00	0.00	0.00	0.00	0.00	0.00	0.00	

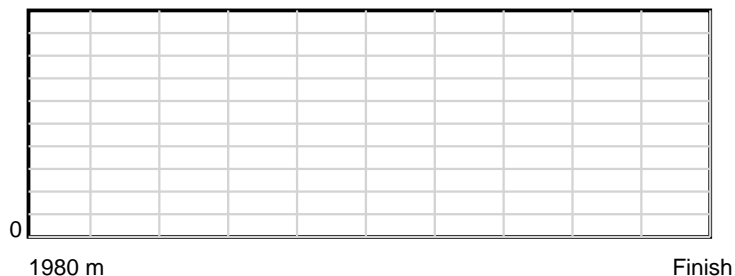
10 m Stride length



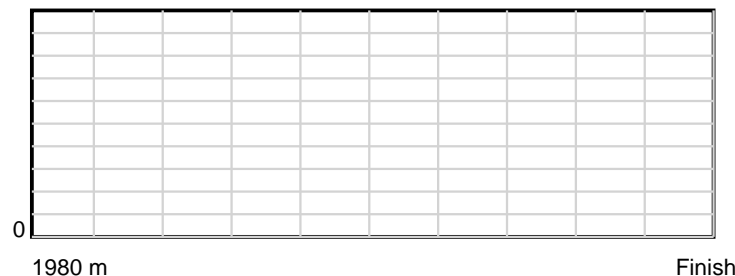
0.6 s Stride duration



20 m/sec Speed



100 % Stride efficiency



Note: Horizontal distance axis grid lines are 200m furlongs.

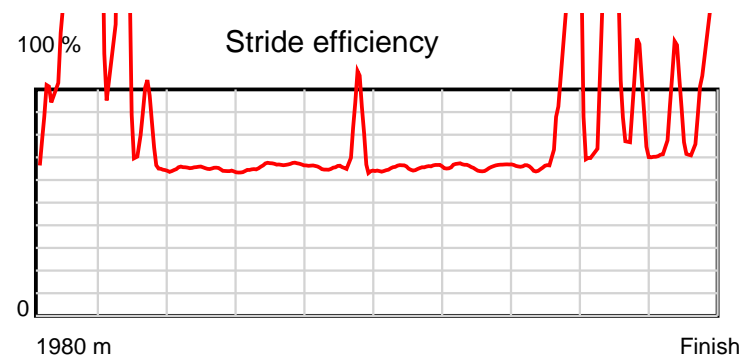
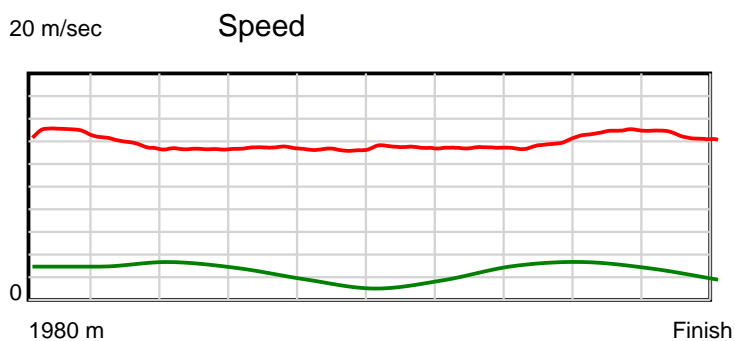
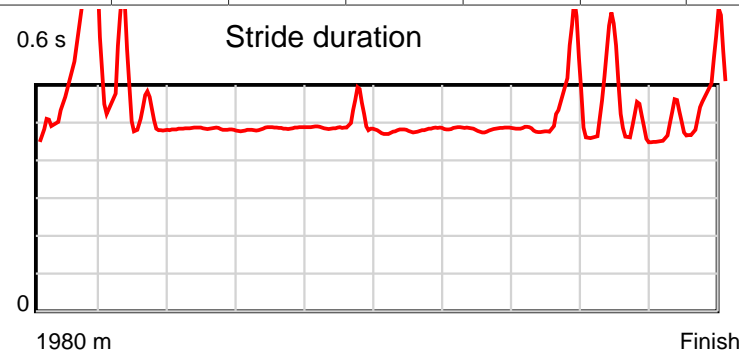
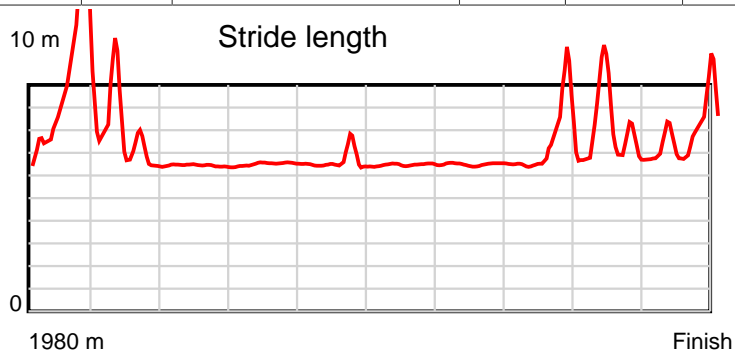
**Disclaimer.**

HRNZ and NZMTC and Thoroughbred Ratings Pty Ltd accepts no responsibility for the completeness or accuracy of any of the information contained herein, and makes no representations about its suitability for any particular purpose. Users should make their own judgements about those matters and/or seek independent advice. You assume all risks associated with use of the data provided on this page.

# Race Results

April 04, 2025, Race 2, , Distance 1980m, Addington - Survey 1980m

Result	TAB no.	Horse (Barrier)	1980 to	1800m to	1600m to	1400m to	1200m to	1000m to	800m to	600m to	400m to	200m to	Total or	Margin
4th	7	My Friend Loui... (6)	1800m	1600m	1400m	1200m	1000m	800m	600m	400m	200m	WP	Average	
		Position in running (margin)	-	4(1.7)	4(4.0)	4(4.5)	3(3.6)	3(2.7)	2(1.6)	2(0.9)	2(1.0)	3(1.8)		2.40
		Sectional time (s)	12.30	15.03	15.33	14.76	15.17	15.04	14.90	14.64	13.58	13.85		
		Cumulative time (s)	144.60	132.30	117.27	101.94	87.18	72.01	56.97	42.07	27.43	13.85	2:24.60	
		Speed (m/s)	14.63	13.31	13.05	13.55	13.18	13.30	13.42	13.66	14.73	14.44	13.69	
		Stride length (m)	9.38	6.79	6.30	6.57	6.45	6.39	6.49	6.70	7.35	7.17	6.85	
		Stride duration (s)	0.635	0.510	0.483	0.485	0.490	0.480	0.483	0.491	0.499	0.496	0.500	
		Stride efficiency (%)	137.48	72.12	62.02	67.47	65.07	63.73	65.76	70.23	84.38	80.26	73.39	
		Stride count	19.19	29.44	31.75	30.44	30.99	31.32	30.83	29.83	27.22	27.91	288.92	



Note: Horizontal distance axis grid lines are 200m furlongs.

**Disclaimer.**

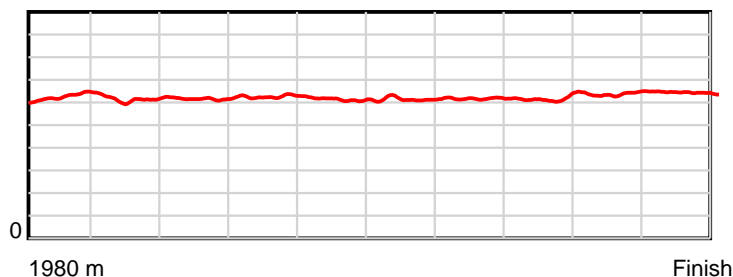
HRNZ and NZMTC and Thoroughbred Ratings Pty Ltd accepts no responsibility for the completeness or accuracy of any of the information contained herein, and makes no representations about its suitability for any particular purpose. Users should make their own judgements about those matters and/or seek independent advice. You assume all risks associated with use of the data provided on this page.

# Race Results

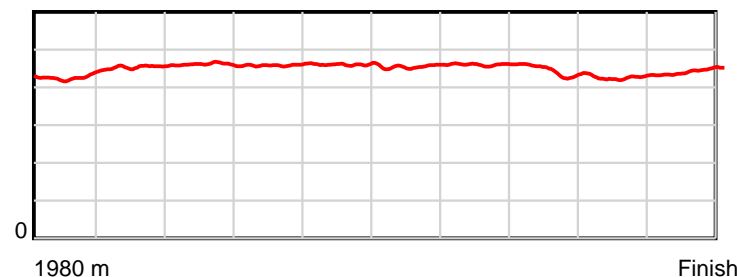
April 04, 2025, Race 2, , Distance 1980m, Addington - Survey 1980m

Result	TAB no.	Horse (Barrier)	1980 to	1800m to	1600m to	1400m to	1200m to	1000m to	800m to	600m to	400m to	200m to	Total or	Margin
5th	5	<b>Happy Harper (4)</b>	<b>1800m</b>	<b>1600m</b>	<b>1400m</b>	<b>1200m</b>	<b>1000m</b>	<b>800m</b>	<b>600m</b>	<b>400m</b>	<b>200m</b>	<b>WP</b>	<b>Average</b>	
		Position in running (margin)	-	5(2.5)	5(5.5)	5(6.0)	5(5.4)	5(4.5)	4(2.8)	4(2.3)	4(2.2)	5(4.6)		4.70
		Sectional time (s)	12.54	15.14	15.34	14.81	15.19	14.93	14.93	14.62	13.83	13.69		
		Cumulative time (s)	145.02	132.48	117.34	102.00	87.19	72.00	57.07	42.14	27.52	13.69	2:25.02	
		Speed (m/s)	14.35	13.21	13.04	13.50	13.17	13.40	13.40	13.68	14.46	14.61	13.65	
		Stride length (m)	6.22	6.00	6.01	6.20	6.06	6.09	6.17	6.06	6.16	6.49	6.14	
		Stride duration (s)	0.427	0.454	0.461	0.459	0.460	0.455	0.461	0.443	0.426	0.444	0.450	
		Stride efficiency (%)	60.36	56.17	56.44	60.05	57.41	57.94	59.54	57.44	59.25	65.79	58.94	
		Stride count	28.96	33.36	33.28	32.26	33.00	32.85	32.40	32.99	32.48	30.82	322.40	

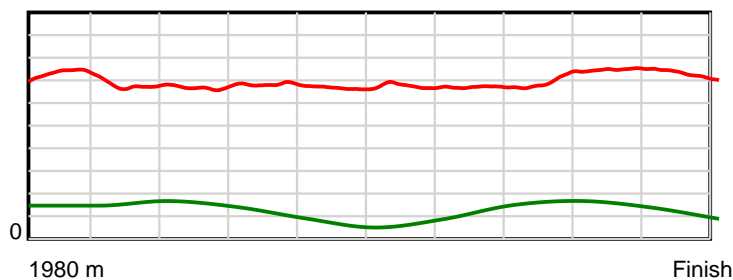
10 m Stride length



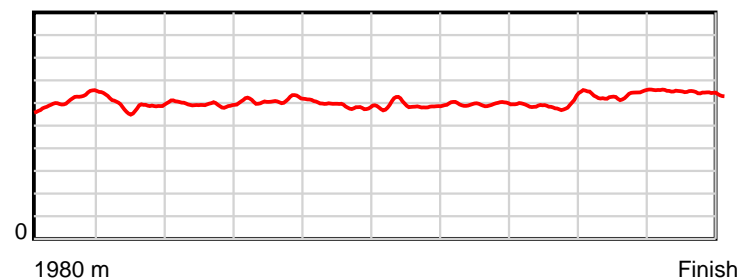
0.6 s Stride duration



20 m/sec Speed



100 % Stride efficiency



Note: Horizontal distance axis grid lines are 200m furlongs.

## Disclaimer.

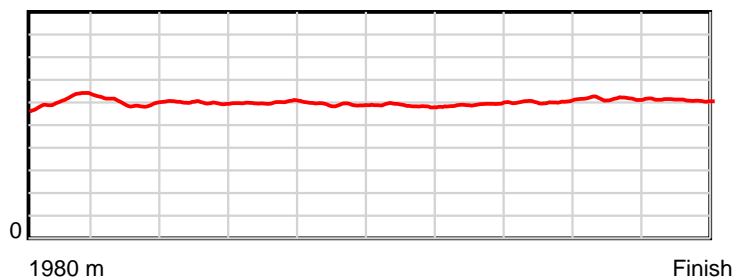
HRNZ and NZMTC and Thoroughbred Ratings Pty Ltd accepts no responsibility for the completeness or accuracy of any of the information contained herein, and makes no representations about its suitability for any particular purpose. Users should make their own judgements about those matters and/or seek independent advice. You assume all risks associated with use of the data provided on this page.

# Race Results

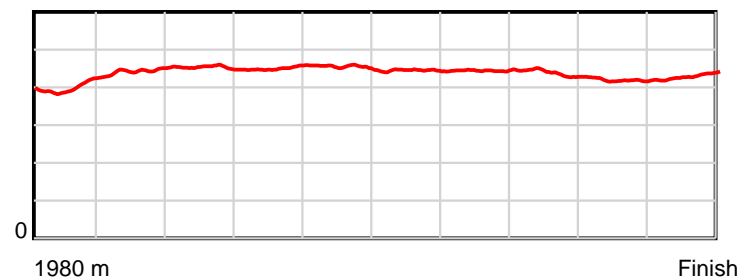
April 04, 2025, Race 2, , Distance 1980m, Addington - Survey 1980m

Result	TAB no.	Horse (Barrier)	1980 to	1800m to	1600m to	1400m to	1200m to	1000m to	800m to	600m to	400m to	200m to	Total or	Margin
6th	2	Auntie Deb (2)	1800m	1600m	1400m	1200m	1000m	800m	600m	400m	200m	WP	Average	
		Position in running (margin)	-	1(0.0)	2(2.6)	2(3.0)	2(2.6)	2(2.3)	3(2.0)	3(2.2)	5(2.4)	4(3.7)		5.20
		Sectional time (s)	11.83	15.07	15.32	14.86	15.27	15.17	15.04	14.67	13.65	14.23		
		Cumulative time (s)	145.11	133.28	118.21	102.89	88.03	72.76	57.59	42.55	27.88	14.23	2:25.11	
		Speed (m/s)	15.21	13.27	13.05	13.46	13.10	13.18	13.30	13.63	14.65	14.05	13.64	
		Stride length (m)	6.03	5.88	5.92	6.06	5.95	5.86	5.91	5.97	6.14	6.04	5.97	
		Stride duration (s)	0.400	0.443	0.453	0.450	0.455	0.444	0.445	0.438	0.419	0.430	0.438	
		Stride efficiency (%)	56.87	53.96	54.69	57.45	55.39	53.65	54.61	55.60	58.96	57.10	55.78	
		Stride count	29.84	34.04	33.81	32.98	33.59	34.13	33.83	33.53	32.56	33.09	331.40	

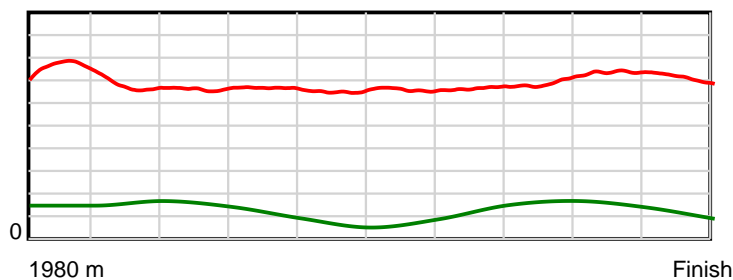
10 m Stride length



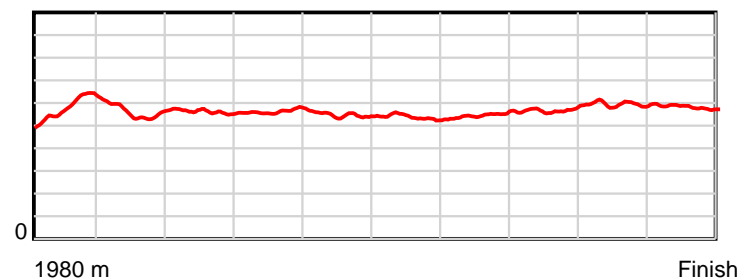
0.6 s Stride duration



20 m/sec Speed



100 % Stride efficiency



Note: Horizontal distance axis grid lines are 200m furlongs.

## Disclaimer.

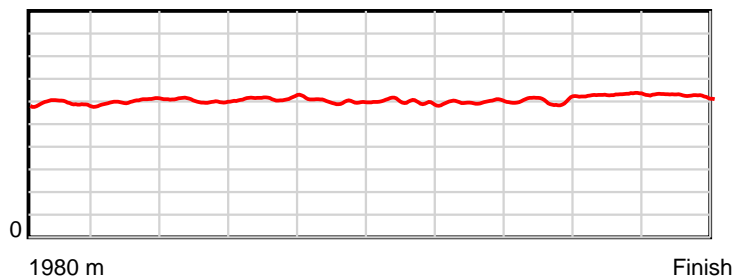
HRNZ and NZMTC and Thoroughbred Ratings Pty Ltd accepts no responsibility for the completeness or accuracy of any of the information contained herein, and makes no representations about its suitability for any particular purpose. Users should make their own judgements about those matters and/or seek independent advice. You assume all risks associated with use of the data provided on this page.

# Race Results

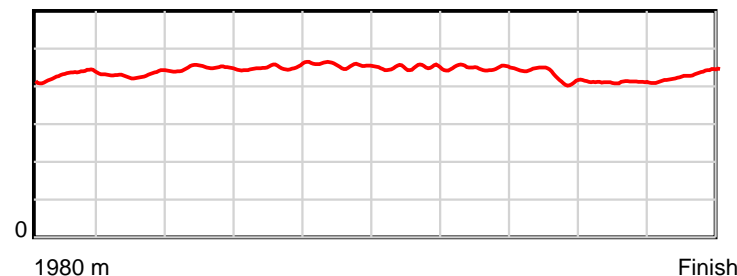
April 04, 2025, Race 2, , Distance 1980m, Addington - Survey 1980m

Result	TAB no.	Horse (Barrier)	1980 to	1800m to	1600m to	1400m to	1200m to	1000m to	800m to	600m to	400m to	200m to	Total or	Margin
7th	9	Tact Teena (8)	1800m	1600m	1400m	1200m	1000m	800m	600m	400m	200m	WP	Average	
		Position in running (margin)	-	8(8.0)	6(7.7)	6(6.7)	6(5.9)	7(6.4)	7(5.5)	7(5.8)	8(5.2)	6(5.1)		5.70
		Sectional time (s)	13.41	14.59	15.10	14.77	15.40	15.06	15.06	14.54	13.41	13.86		
		Cumulative time (s)	145.20	131.79	117.20	102.10	87.33	71.93	56.87	41.81	27.27	13.86	2:25.20	
		Speed (m/s)	13.42	13.71	13.25	13.54	12.99	13.28	13.28	13.76	14.91	14.43	13.64	
		Stride length (m)	5.83	5.91	5.94	6.11	5.92	5.96	5.97	5.91	6.12	6.23	5.99	
		Stride duration (s)	0.431	0.431	0.448	0.451	0.456	0.449	0.450	0.429	0.410	0.432	0.439	
		Stride efficiency (%)	53.10	54.67	55.13	58.28	54.74	55.55	55.67	54.52	58.48	60.71	56.05	
		Stride count	30.88	33.81	33.67	32.75	33.79	33.55	33.51	33.86	32.69	32.09	330.60	

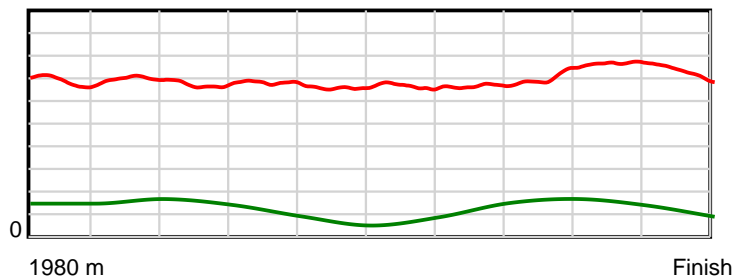
10 m Stride length



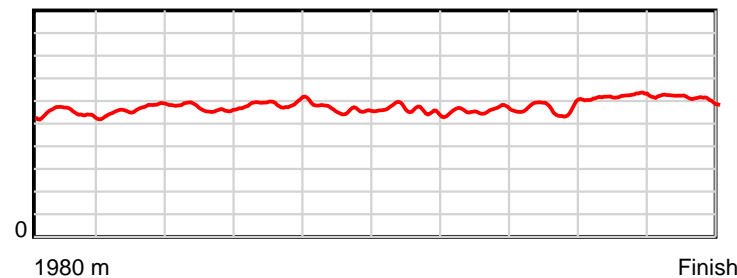
0.6 s Stride duration



20 m/sec Speed



100 % Stride efficiency



Note: Horizontal distance axis grid lines are 200m furlongs.

## Disclaimer.

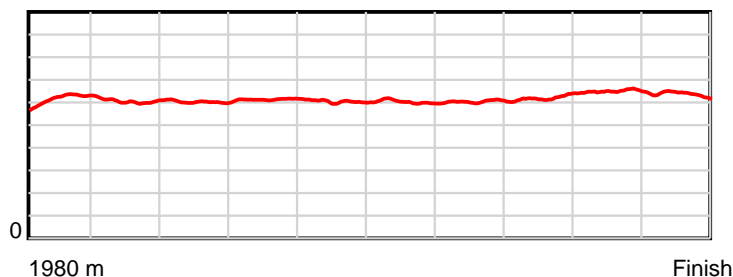
HRNZ and NZMTC and Thoroughbred Ratings Pty Ltd accepts no responsibility for the completeness or accuracy of any of the information contained herein, and makes no representations about its suitability for any particular purpose. Users should make their own judgements about those matters and/or seek independent advice. You assume all risks associated with use of the data provided on this page.

# Race Results

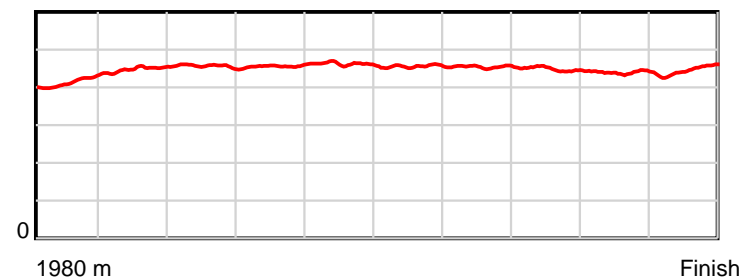
April 04, 2025, Race 2, , Distance 1980m, Addington - Survey 1980m

Result	TAB no.	Horse (Barrier)	1980 to	1800m to	1600m to	1400m to	1200m to	1000m to	800m to	600m to	400m to	200m to	Total or	Margin
8th	1	Delightful Dre... (1)	1800m	1600m	1400m	1200m	1000m	800m	600m	400m	200m	WP	Average	
		Position in running (margin)	-	3(1.3)	3(3.8)	3(4.2)	4(4.3)	4(3.8)	5(3.2)	5(3.2)	6(3.6)	7(5.1)		7.00
		Sectional time (s)	12.17	15.06	15.32	14.93	15.25	15.12	15.03	14.69	13.69	14.18		
		Cumulative time (s)	145.44	133.27	118.21	102.89	87.96	72.71	57.59	42.56	27.87	14.18	2:25.44	
		Speed (m/s)	14.79	13.28	13.05	13.40	13.11	13.23	13.31	13.61	14.61	14.10	13.61	
		Stride length (m)	6.15	5.95	5.95	6.12	6.06	6.03	6.05	6.10	6.41	6.31	6.11	
		Stride duration (s)	0.414	0.448	0.456	0.457	0.462	0.456	0.454	0.448	0.439	0.447	0.449	
		Stride efficiency (%)	59.13	55.41	55.40	58.48	57.39	56.76	57.16	58.11	64.28	62.14	58.33	
		Stride count	29.26	33.59	33.59	32.69	33.00	33.18	33.07	32.80	31.18	31.72	324.08	

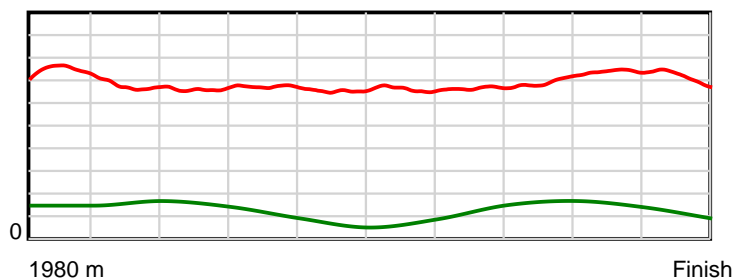
10 m Stride length



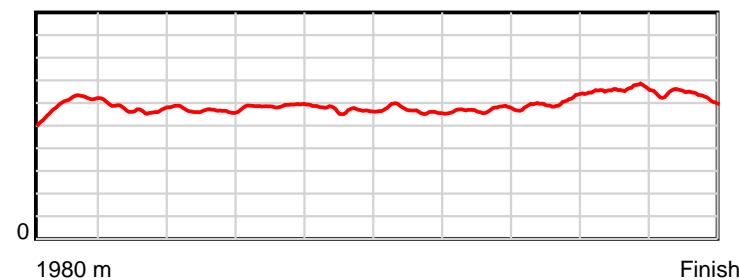
0.6 s Stride duration



20 m/sec Speed



100 % Stride efficiency



Note: Horizontal distance axis grid lines are 200m furlongs.

## Disclaimer.

HRNZ and NZMTC and Thoroughbred Ratings Pty Ltd accepts no responsibility for the completeness or accuracy of any of the information contained herein, and makes no representations about its suitability for any particular purpose. Users should make their own judgements about those matters and/or seek independent advice. You assume all risks associated with use of the data provided on this page.