



Race Results

NZ Metropolitan Trotting Club Inc, HRNZ, April 04, 2025

Compilation date: April 4, 2025, 8:19:55 PM (NZDT)

Copyright © 2025 HRNZ and NZMTC. All rights reserved.

Trademarks.

StrideMASTER is a registered trademark of Thoroughbred Ratings Pty Ltd.

Disclaimer.

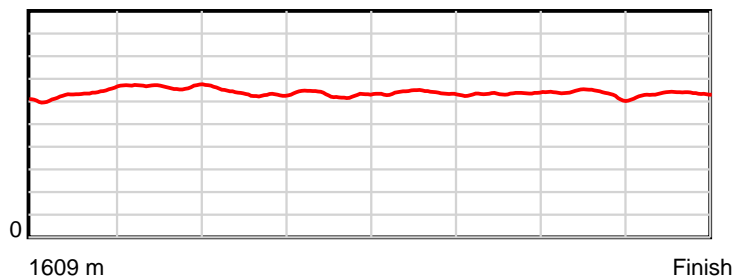
HRNZ and NZMTC and Thoroughbred Ratings Pty Ltd accepts no responsibility for the completeness or accuracy of any of the information contained herein, and makes no representations about its suitability for any particular purpose. Users should make their own judgements about those matters and/or seek independent advice. You assume all risks associated with use of the data provided on this page.

Race Results

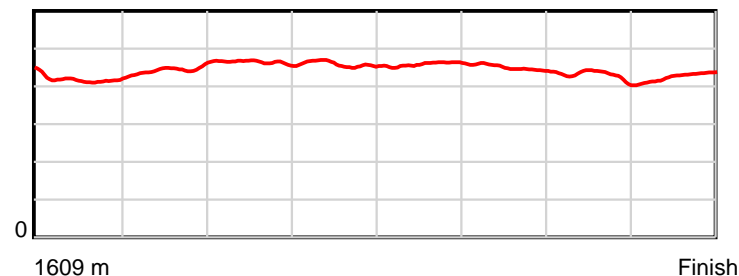
April 04, 2025, Race 7, , Distance 1609m, Addington - Survey 1609m

Result	TAB no.	Horse (Barrier)	1609 to	1600m to	1400m to	1200m to	1000m to	800m to	600m to	400m to	200m to	Total or	Margin
1st	2	Harrison John (2)	1600m	1400m	1200m	1000m	800m	600m	400m	200m	WP	Average	
		Position in running (margin)	-	2(0.2)	2(1.2)	3(2.3)	5(3.4)	5(4.0)	5(3.8)	5(3.1)	3(2.4)		0.00
		Sectional time (s)	0.74	13.42	13.43	14.70	14.63	14.44	14.28	13.57	13.40		
		Cumulative time (s)	112.61	111.87	98.45	85.02	70.32	55.69	41.25	26.97	13.40	1:52.61	
		Speed (m/s)	12.11	14.90	14.89	13.61	13.67	13.85	14.01	14.74	14.93	14.29	
		Stride length (m)	6.61	6.20	6.64	6.31	6.28	6.35	6.29	6.30	6.38	6.34	
		Stride duration (s)	0.449	0.416	0.446	0.463	0.459	0.458	0.449	0.428	0.427	0.444	
		Stride efficiency (%)	68.22	60.10	68.82	62.13	61.53	63.00	61.83	62.08	63.58	62.85	
		Stride count	1.36	32.25	30.14	31.72	31.87	31.50	31.79	31.73	31.35	253.71	

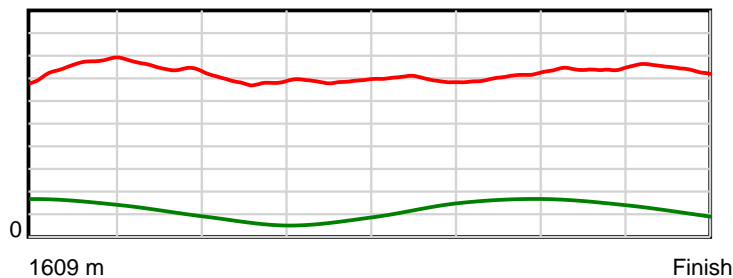
10 m Stride length



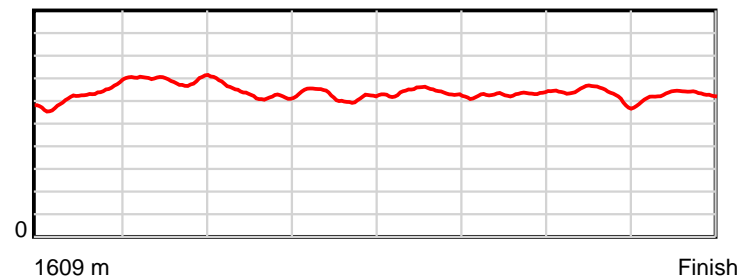
0.6 s Stride duration



20 m/sec Speed



100 % Stride efficiency



Note: Horizontal distance axis grid lines are 200m furlongs.

Disclaimer.

HRNZ and NZMTC and Thoroughbred Ratings Pty Ltd accepts no responsibility for the completeness or accuracy of any of the information contained herein, and makes no representations about its suitability for any particular purpose. Users should make their own judgements about those matters and/or seek independent advice. You assume all risks associated with use of the data provided on this page.

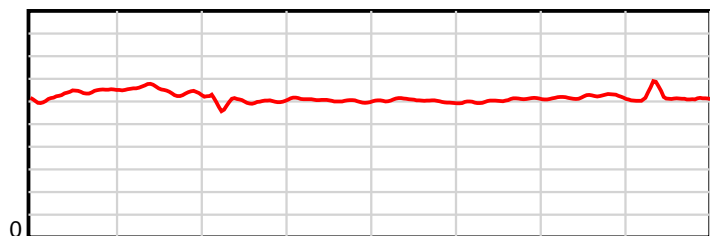


Race Results

April 04, 2025, Race 7, , Distance 1609m, Addington - Survey 1609m

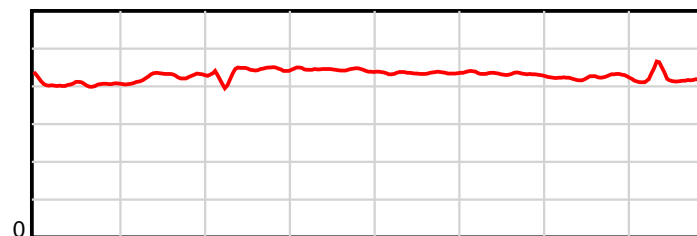
Result	TAB no.	Horse (Barrier)	1609 to	1600m to	1400m to	1200m to	1000m to	800m to	600m to	400m to	200m to	Total or	Margin
2nd	5	Macandrew Avia... (5)	1600m	1400m	1200m	1000m	800m	600m	400m	200m	WP	Average	
		Position in running (margin)	-	1(0.0)	1(0.0)	2(0.5)	3(1.5)	3(1.7)	3(1.8)	2(1.0)	2(1.2)		0.50
		Sectional time (s)	0.66	13.25	13.32	14.67	14.57	14.47	14.26	13.73	13.69		
		Cumulative time (s)	112.62	111.96	98.71	85.39	70.72	56.15	41.68	27.42	13.69	1:52.62	
		Speed (m/s)	13.58	15.09	15.02	13.63	13.73	13.82	14.03	14.57	14.61	14.29	
		Stride length (m)	5.60	6.10	6.36	5.95	6.08	6.01	6.06	6.16	6.17	6.11	
		Stride duration (s)	0.408	0.404	0.424	0.436	0.443	0.435	0.432	0.423	0.422	0.427	
		Stride efficiency (%)	49.07	58.06	63.26	55.29	57.81	56.43	57.40	59.39	59.44	58.27	
		Stride count	1.61	32.81	31.43	33.62	32.88	33.28	33.00	32.44	32.43	263.50	

10 m Stride length



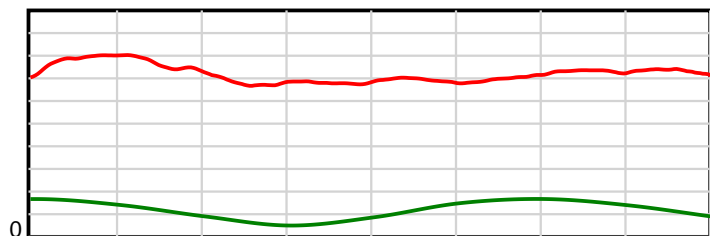
1609 m Finish

0.6 s Stride duration



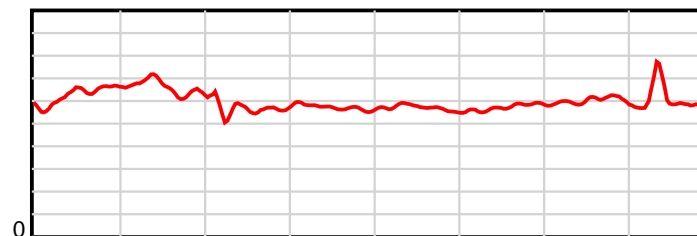
1609 m Finish

20 m/sec Speed



1609 m Finish

100 % Stride efficiency



1609 m Finish

Note: Horizontal distance axis grid lines are 200m furlongs.

Disclaimer.

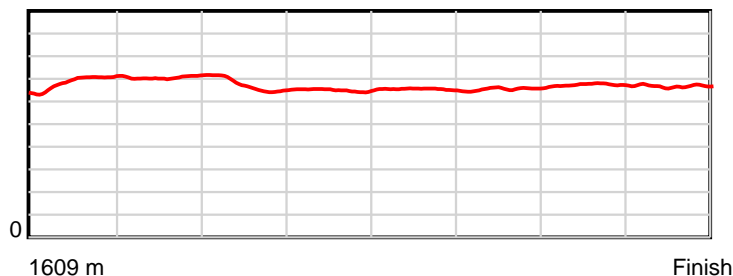
HRNZ and NZMTC and Thoroughbred Ratings Pty Ltd accepts no responsibility for the completeness or accuracy of any of the information contained herein, and makes no representations about its suitability for any particular purpose. Users should make their own judgements about those matters and/or seek independent advice. You assume all risks associated with use of the data provided on this page.

Race Results

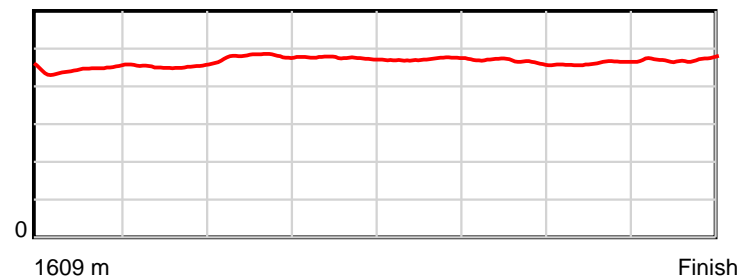
April 04, 2025, Race 7, , Distance 1609m, Addington - Survey 1609m

Result	TAB no.	Horse (Barrier)	1609 to	1600m to	1400m to	1200m to	1000m to	800m to	600m to	400m to	200m to	Total or	Margin
3rd	6	Beach Ball (6)	1600m	1400m	1200m	1000m	800m	600m	400m	200m	WP	Average	
		Position in running (margin)	-	4(0.4)	3(2.5)	1(0.0)	1(0.0)	1(0.0)	1(0.0)	1(0.0)	1(0.0)		1.40
		Sectional time (s)	0.88	13.60	12.82	14.51	14.54	14.46	14.39	13.69	13.98		
		Cumulative time (s)	112.87	111.99	98.39	85.57	71.06	56.52	42.06	27.67	13.98	1:52.87	
		Speed (m/s)	10.19	14.71	15.60	13.78	13.76	13.83	13.90	14.61	14.31	14.25	
		Stride length (m)	6.03	6.55	7.06	6.63	6.53	6.53	6.47	6.75	6.75	6.65	
		Stride duration (s)	0.433	0.445	0.452	0.481	0.475	0.472	0.466	0.462	0.472	0.467	
		Stride efficiency (%)	56.90	67.04	77.80	68.62	66.65	66.61	65.49	71.14	71.27	69.11	
		Stride count	1.49	30.53	28.34	30.18	30.63	30.63	30.89	29.64	29.61	241.94	

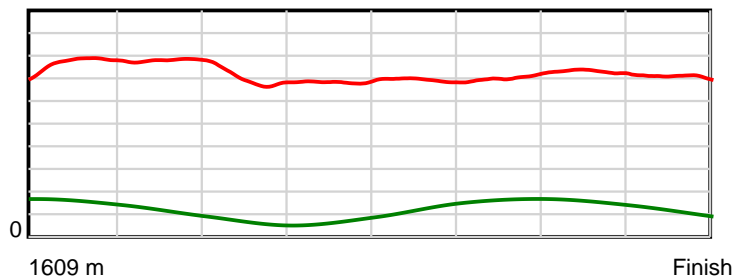
10 m Stride length



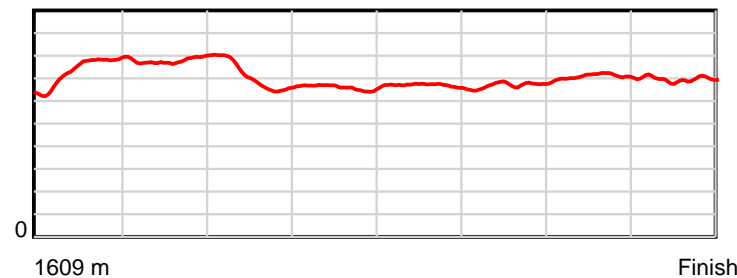
0.6 s Stride duration



20 m/sec Speed



100 % Stride efficiency



Note: Horizontal distance axis grid lines are 200m furlongs.

Disclaimer.

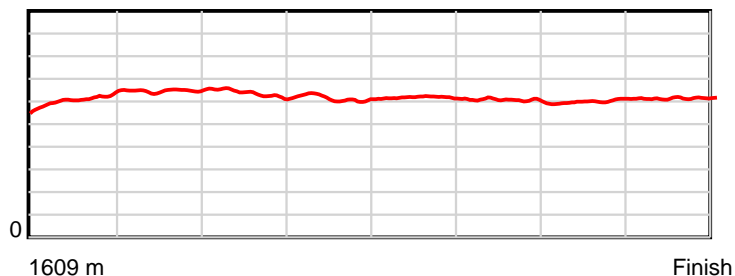
HRNZ and NZMTC and Thoroughbred Ratings Pty Ltd accepts no responsibility for the completeness or accuracy of any of the information contained herein, and makes no representations about its suitability for any particular purpose. Users should make their own judgements about those matters and/or seek independent advice. You assume all risks associated with use of the data provided on this page.

Race Results

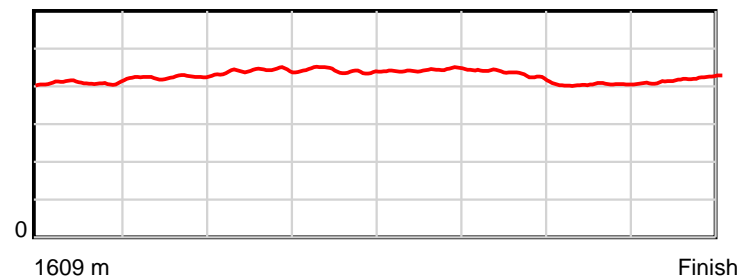
April 04, 2025, Race 7, , Distance 1609m, Addington - Survey 1609m

Result	TAB no.	Horse (Barrier)	1609 to	1600m to	1400m to	1200m to	1000m to	800m to	600m to	400m to	200m to	Total or	Margin
4th	4	Who's Delight (4)	1600m	1400m	1200m	1000m	800m	600m	400m	200m	WP	Average	
		Position in running (margin)	-	6(2.4)	7(6.0)	6(5.1)	4(2.7)	4(2.8)	4(2.3)	4(3.1)	4(3.4)		1.70
		Sectional time (s)	0.91	13.85	13.10	14.11	14.55	14.38	14.52	13.73	13.77		
		Cumulative time (s)	112.92	112.01	98.16	85.06	70.95	56.40	42.02	27.50	13.77	1:52.92	
		Speed (m/s)	9.86	14.44	15.27	14.17	13.75	13.91	13.77	14.57	14.52	14.25	
		Stride length (m)	5.95	5.92	6.49	6.25	6.07	6.17	5.93	5.90	6.09	6.10	
		Stride duration (s)	0.404	0.410	0.425	0.441	0.441	0.444	0.430	0.405	0.419	0.428	
		Stride efficiency (%)	55.29	54.77	65.76	61.13	57.49	59.53	54.92	54.34	57.96	58.06	
		Stride count	1.51	33.78	30.83	31.98	32.97	32.40	33.74	33.92	32.84	263.97	

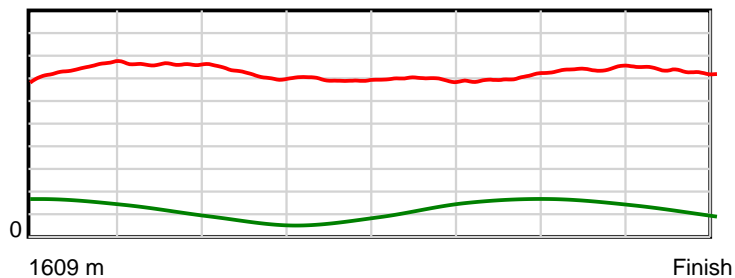
10 m Stride length



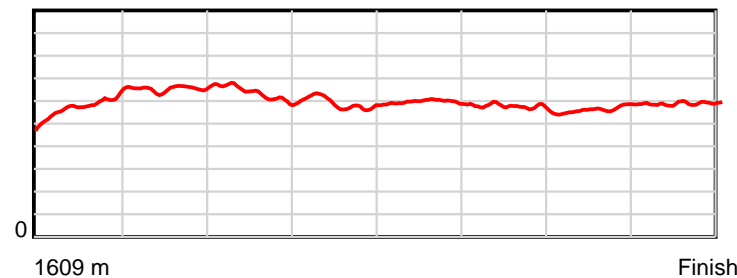
0.6 s Stride duration



20 m/sec Speed



100 % Stride efficiency



Note: Horizontal distance axis grid lines are 200m furlongs.

Disclaimer.

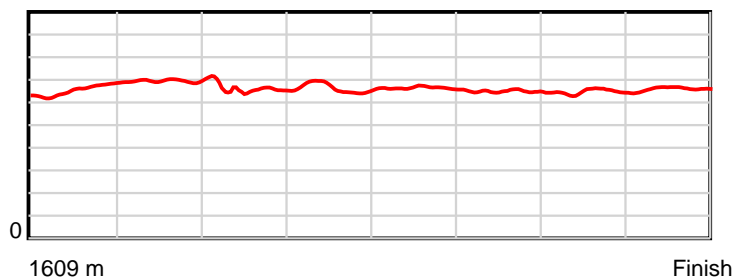
HRNZ and NZMTC and Thoroughbred Ratings Pty Ltd accepts no responsibility for the completeness or accuracy of any of the information contained herein, and makes no representations about its suitability for any particular purpose. Users should make their own judgements about those matters and/or seek independent advice. You assume all risks associated with use of the data provided on this page.

Race Results

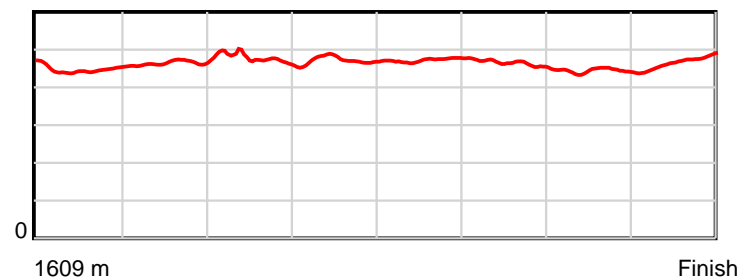
April 04, 2025, Race 7, , Distance 1609m, Addington - Survey 1609m

Result	TAB no.	Horse (Barrier)	1609 to	1600m to	1400m to	1200m to	1000m to	800m to	600m to	400m to	200m to	Total or	Margin
5th	7	Bryce's Meddle (7)	1600m	1400m	1200m	1000m	800m	600m	400m	200m	WP	Average	
		Position in running (margin)	-	7(2.4)	6(4.9)	7(5.4)	6(6.2)	6(5.3)	6(4.2)	6(4.8)	6(5.3)		7.00
		Sectional time (s)	1.17	13.65	13.33	14.65	14.39	14.28	14.50	13.77	14.13		
		Cumulative time (s)	113.87	112.70	99.05	85.72	71.07	56.68	42.40	27.90	14.13	1:53.87	
		Speed (m/s)	7.67	14.65	15.00	13.65	13.90	14.01	13.79	14.52	14.15	14.13	
		Stride length (m)	6.69	6.52	6.98	6.45	6.57	6.62	6.38	6.45	6.66	6.57	
		Stride duration (s)	0.472	0.445	0.465	0.472	0.472	0.473	0.462	0.444	0.470	0.465	
		Stride efficiency (%)	69.99	66.52	76.07	65.01	67.41	68.42	63.55	64.91	69.32	67.53	
		Stride count	1.34	30.65	28.67	31.01	30.45	30.22	31.36	31.03	30.03	244.76	

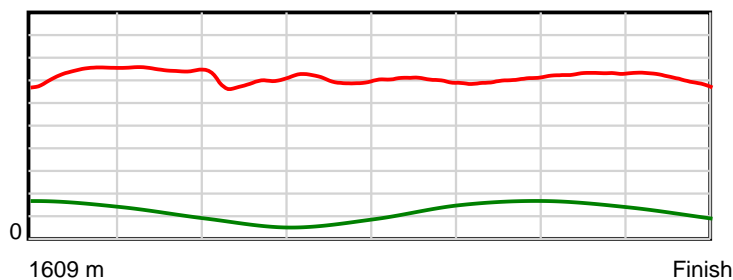
10 m Stride length



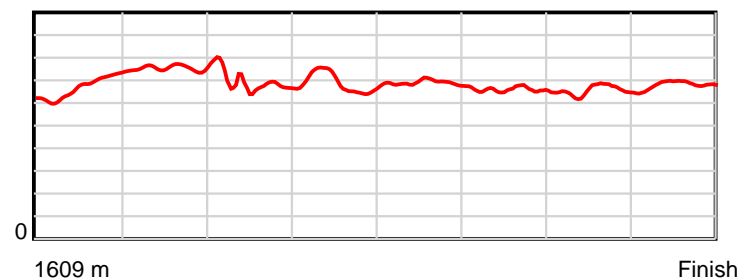
0.6 s Stride duration



20 m/sec Speed



100 % Stride efficiency



Note: Horizontal distance axis grid lines are 200m furlongs.

Disclaimer.

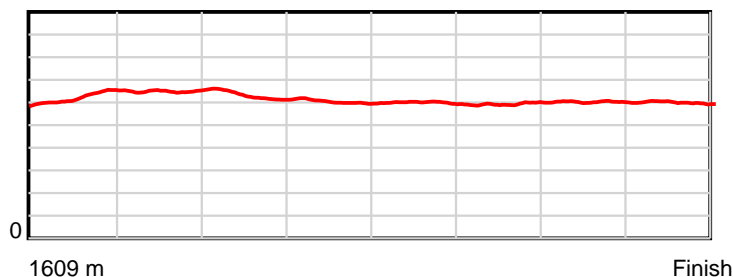
HRNZ and NZMTC and Thoroughbred Ratings Pty Ltd accepts no responsibility for the completeness or accuracy of any of the information contained herein, and makes no representations about its suitability for any particular purpose. Users should make their own judgements about those matters and/or seek independent advice. You assume all risks associated with use of the data provided on this page.

Race Results

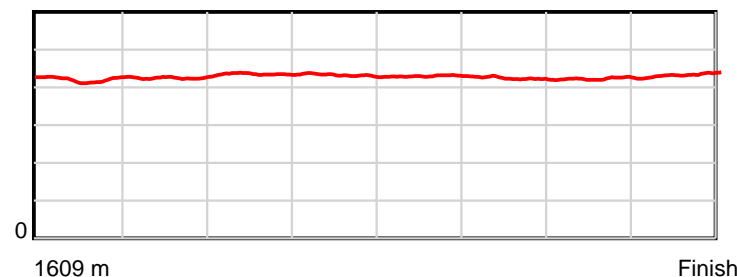
April 04, 2025, Race 7, , Distance 1609m, Addington - Survey 1609m

Result	TAB no.	Horse (Barrier)	1609 to	1600m to	1400m to	1200m to	1000m to	800m to	600m to	400m to	200m to	Total or	Margin
6th	3	Tempo Warrior (3)	1600m	1400m	1200m	1000m	800m	600m	400m	200m	WP	Average	
		Position in running (margin)	-	3(0.4)	5(4.3)	4(3.3)	2(0.9)	2(1.0)	2(0.5)	3(1.0)	5(5.0)		7.90
		Sectional time (s)	0.75	13.90	13.09	14.10	14.56	14.37	14.48	14.35	14.44		
		Cumulative time (s)	114.04	113.29	99.39	86.30	72.20	57.64	43.27	28.79	14.44	1:54.04	
		Speed (m/s)	11.95	14.39	15.28	14.18	13.74	13.92	13.81	13.94	13.85	14.11	
		Stride length (m)	5.92	6.05	6.49	6.17	5.94	5.98	5.85	5.90	6.01	6.04	
		Stride duration (s)	0.430	0.421	0.425	0.435	0.432	0.430	0.424	0.423	0.434	0.428	
		Stride efficiency (%)	54.85	57.28	65.84	59.53	55.06	55.89	53.51	54.35	56.47	57.07	
		Stride count	1.52	33.03	30.81	32.40	33.69	33.44	34.18	33.91	33.27	266.25	

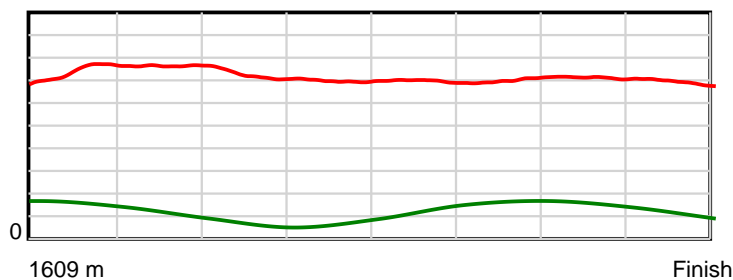
10 m Stride length



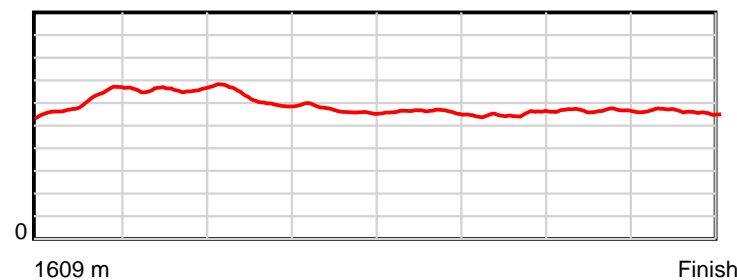
0.6 s Stride duration



20 m/sec Speed



100 % Stride efficiency



Note: Horizontal distance axis grid lines are 200m furlongs.

Disclaimer.

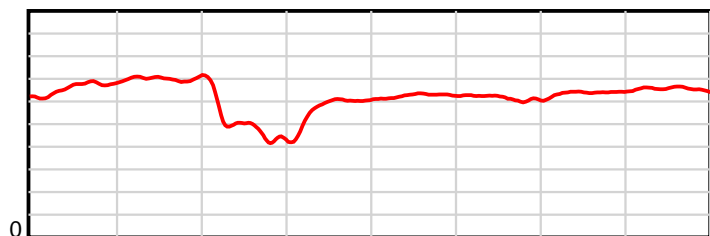
HRNZ and NZMTC and Thoroughbred Ratings Pty Ltd accepts no responsibility for the completeness or accuracy of any of the information contained herein, and makes no representations about its suitability for any particular purpose. Users should make their own judgements about those matters and/or seek independent advice. You assume all risks associated with use of the data provided on this page.

Race Results

April 04, 2025, Race 7, , Distance 1609m, Addington - Survey 1609m

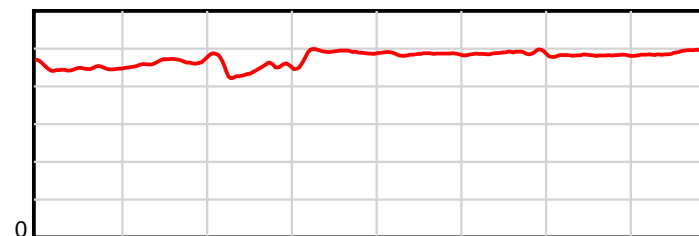
Result	TAB no.	Horse (Barrier)	1609 to	1600m to	1400m to	1200m to	1000m to	800m to	600m to	400m to	200m to	Total or	Margin
7th	1	Miki Knows (1)	1600m	1400m	1200m	1000m	800m	600m	400m	200m	WP	Average	
		Position in running (margin)	-	5(0.4)	4(2.7)	5(3.7)	7(32.2)	7(47.6)	7(54.2)	7(65.1)	7(74.4)		76.00
		Sectional time (s)	0.52	13.63	13.40	19.27	17.10	15.56	16.21	15.24	15.37		
		Cumulative time (s)	126.30	125.78	112.15	98.75	79.48	62.38	46.82	30.61	15.37	2:06.30	
		Speed (m/s)	17.21	14.67	14.93	10.38	11.70	12.85	12.34	13.12	13.01	12.74	
		Stride length (m)	7.00	6.54	6.96	4.63	5.72	6.24	6.01	6.33	6.45	6.03	
		Stride duration (s)	0.463	0.446	0.467	0.446	0.489	0.486	0.487	0.483	0.496	0.474	
		Stride efficiency (%)	76.53	66.86	75.78	33.52	51.11	60.89	56.50	62.68	65.00	56.91	
		Stride count	1.29	30.57	28.72	43.18	34.97	32.04	33.26	31.58	31.01	266.62	

10 m Stride length



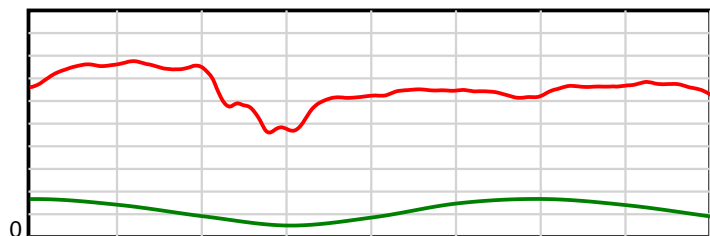
1609 m Finish

0.6 s Stride duration



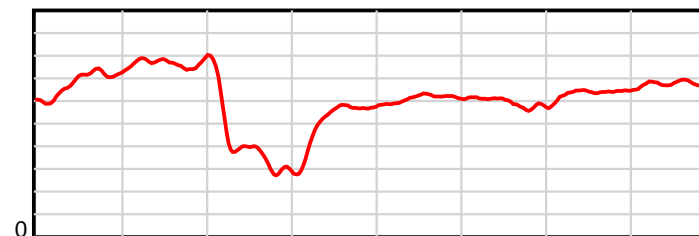
1609 m Finish

20 m/sec Speed



1609 m Finish

100 % Stride efficiency



1609 m Finish

Note: Horizontal distance axis grid lines are 200m furlongs.

Disclaimer.

HRNZ and NZMTC and Thoroughbred Ratings Pty Ltd accepts no responsibility for the completeness or accuracy of any of the information contained herein, and makes no representations about its suitability for any particular purpose. Users should make their own judgements about those matters and/or seek independent advice. You assume all risks associated with use of the data provided on this page.