



## Race Results

NZ Metropolitan Trotting Club Inc, HRNZ, April 04, 2025

Compilation date: April 4, 2025, 9:52:41 PM (NZDT)

Copyright © 2025 HRNZ and NZMTC. All rights reserved.

### Trademarks.

StrideMASTER is a registered trademark of Thoroughbred Ratings Pty Ltd.

### Disclaimer.

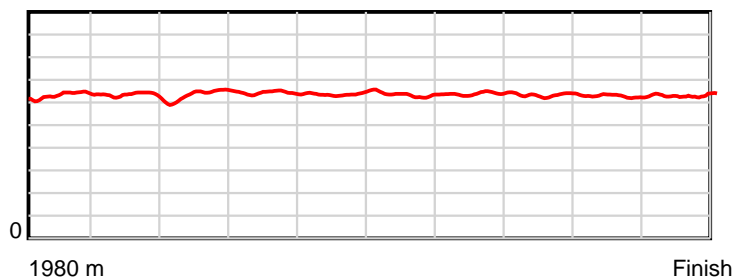
HRNZ and NZMTC and Thoroughbred Ratings Pty Ltd accepts no responsibility for the completeness or accuracy of any of the information contained herein, and makes no representations about its suitability for any particular purpose. Users should make their own judgements about those matters and/or seek independent advice. You assume all risks associated with use of the data provided on this page.

# Race Results

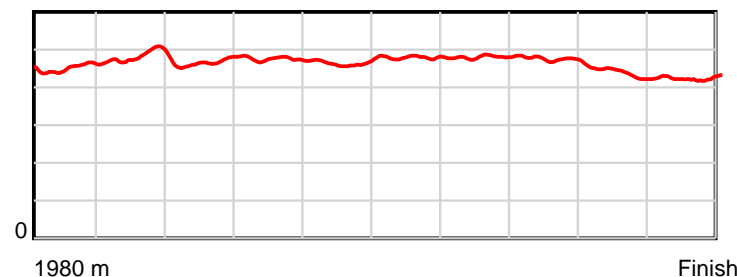
April 04, 2025, Race 1, IRT. YOUR HORSE. OUR PASSION. MOBILE TROT, Distance 1980m, Addington - Survey 1980m

Result	TAB no.	Horse (Barrier)	1980 to	1800m to	1600m to	1400m to	1200m to	1000m to	800m to	600m to	400m to	200m to	Total or	Margin
1st	5	Mr Love (5)	1800m	1600m	1400m	1200m	1000m	800m	600m	400m	200m	WP	Average	
		Position in running (margin)	-	5(4.4)	5(9.1)	5(7.1)	4(5.3)	3(4.3)	3(2.8)	2(1.2)	2(1.0)	1(0.0)		0.00
		Sectional time (s)	13.16	15.68	14.79	14.74	14.78	15.42	15.05	15.28	13.95	13.42		
		Cumulative time (s)	146.27	133.11	117.43	102.64	87.90	73.12	57.70	42.65	27.37	13.42	2:26.27	
		Speed (m/s)	13.68	12.76	13.52	13.57	13.53	12.97	13.29	13.09	14.34	14.90	13.54	
		Stride length (m)	6.27	6.16	6.30	6.44	6.30	6.21	6.39	6.19	6.26	6.33	6.28	
		Stride duration (s)	0.451	0.483	0.465	0.475	0.465	0.479	0.480	0.473	0.436	0.425	0.464	
		Stride efficiency (%)	61.48	59.27	61.94	64.85	61.93	60.24	63.72	59.90	61.16	62.67	61.68	
		Stride count	28.70	32.48	31.77	31.05	31.77	32.21	31.32	32.30	31.97	31.58	315.15	

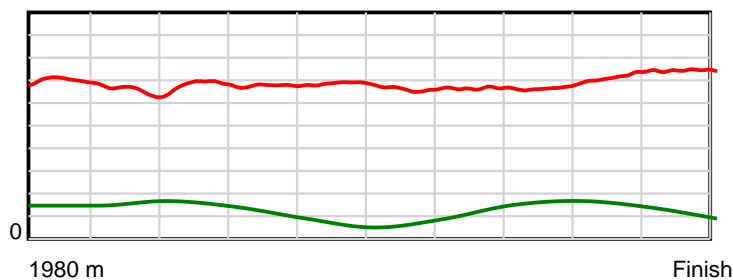
10 m Stride length



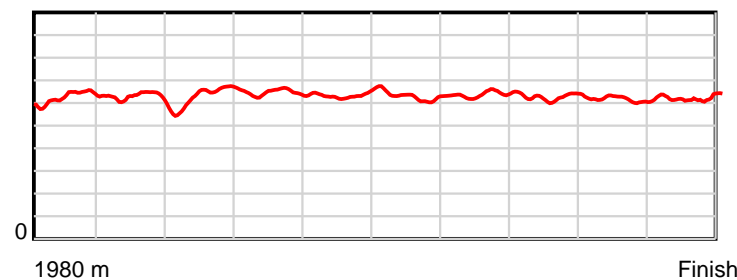
0.6 s Stride duration



20 m/sec Speed



100 % Stride efficiency



Note: Horizontal distance axis grid lines are 200m furlongs.

## Disclaimer.

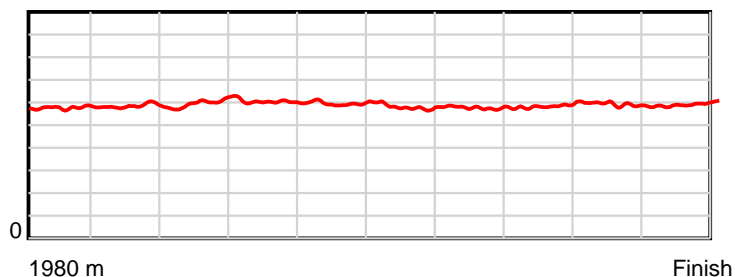
HRNZ and NZMTC and Thoroughbred Ratings Pty Ltd accepts no responsibility for the completeness or accuracy of any of the information contained herein, and makes no representations about its suitability for any particular purpose. Users should make their own judgements about those matters and/or seek independent advice. You assume all risks associated with use of the data provided on this page.

# Race Results

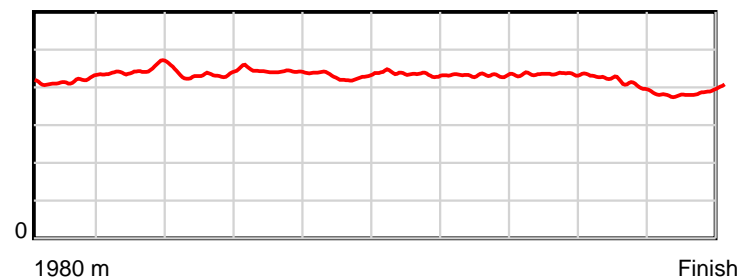
April 04, 2025, Race 1, IRT. YOUR HORSE. OUR PASSION. MOBILE TROT, Distance 1980m, Addington - Survey 1980m

Result	TAB no.	Horse (Barrier)	1980 to	1800m to	1600m to	1400m to	1200m to	1000m to	800m to	600m to	400m to	200m to	Total or	Margin
2nd	6	Sunnys Sister (6)	1800m	1600m	1400m	1200m	1000m	800m	600m	400m	200m	WP	Average	
		Position in running (margin)	-	6(5.4)	6(10.8)	6(9.1)	6(7.2)	6(5.8)	4(4.4)	4(2.5)	4(2.6)	4(2.4)		0.60
		Sectional time (s)	13.39	15.80	14.82	14.74	14.71	15.42	14.99	15.33	14.10	13.09		
		Cumulative time (s)	146.39	133.00	117.20	102.38	87.64	72.93	57.51	42.52	27.19	13.09	2:26.39	
		Speed (m/s)	13.44	12.66	13.50	13.57	13.60	12.97	13.34	13.05	14.18	15.28	13.53	
		Stride length (m)	5.70	5.66	5.85	6.01	5.85	5.64	5.76	5.68	5.81	5.92	5.79	
		Stride duration (s)	0.417	0.447	0.434	0.443	0.430	0.435	0.432	0.435	0.409	0.388	0.428	
		Stride efficiency (%)	50.75	50.01	53.55	56.39	53.45	49.68	51.82	50.39	52.67	54.82	52.31	
		Stride count	31.58	35.35	34.16	33.29	34.20	35.47	34.73	35.22	34.45	33.77	342.22	

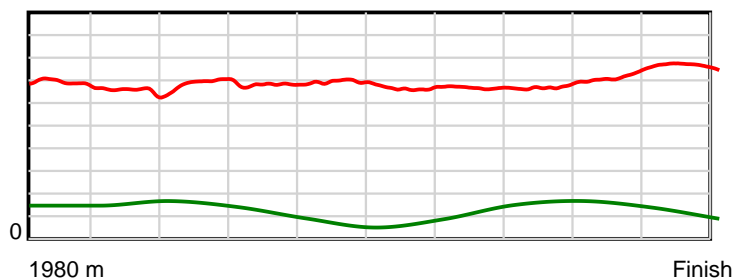
10 m Stride length



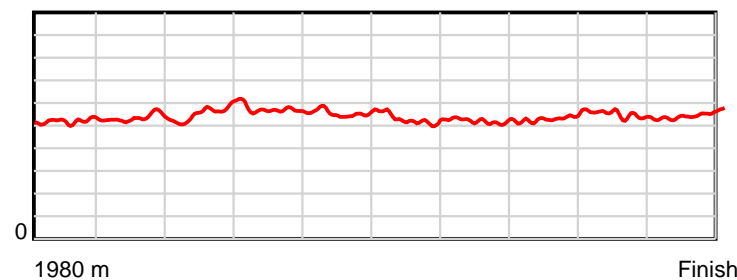
0.6 s Stride duration



20 m/sec Speed



100 % Stride efficiency



Note: Horizontal distance axis grid lines are 200m furlongs.

**Disclaimer.**

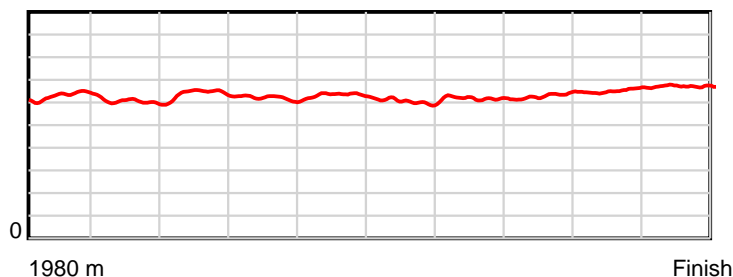
HRNZ and NZMTC and Thoroughbred Ratings Pty Ltd accepts no responsibility for the completeness or accuracy of any of the information contained herein, and makes no representations about its suitability for any particular purpose. Users should make their own judgements about those matters and/or seek independent advice. You assume all risks associated with use of the data provided on this page.

# Race Results

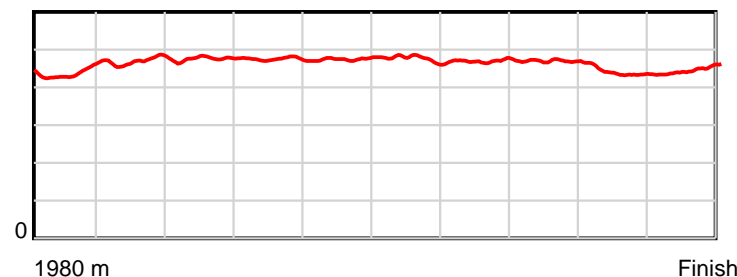
April 04, 2025, Race 1, IRT. YOUR HORSE. OUR PASSION. MOBILE TROT, Distance 1980m, Addington - Survey 1980m

Result	TAB no.	Horse (Barrier)	1980 to	1800m to	1600m to	1400m to	1200m to	1000m to	800m to	600m to	400m to	200m to	Total or	Margin
3rd	4	<b>Maui (4)</b>	<b>1800m</b>	<b>1600m</b>	<b>1400m</b>	<b>1200m</b>	<b>1000m</b>	<b>800m</b>	<b>600m</b>	<b>400m</b>	<b>200m</b>	<b>WP</b>	<b>Average</b>	
		Position in running (margin)	-	2(1.0)	4(7.5)	4(6.3)	5(6.4)	5(5.7)	6(6.4)	6(4.6)	6(5.2)	5(2.7)		2.70
		Sectional time (s)	12.69	15.99	14.91	15.06	14.82	15.78	15.01	15.41	13.71	13.38		
		Cumulative time (s)	146.76	134.07	118.08	103.17	88.11	73.29	57.51	42.50	27.09	13.38	2:26.76	
		Speed (m/s)	14.19	12.51	13.41	13.28	13.50	12.67	13.32	12.98	14.59	14.95	13.49	
		Stride length (m)	6.31	5.88	6.38	6.31	6.40	6.03	6.26	6.09	6.40	6.68	6.27	
		Stride duration (s)	0.438	0.470	0.476	0.475	0.475	0.476	0.470	0.469	0.439	0.447	0.465	
		Stride efficiency (%)	62.26	54.06	63.61	62.22	64.07	56.80	61.29	58.01	64.06	69.81	61.39	
		Stride count	28.52	34.00	31.35	31.69	31.23	33.17	31.94	32.83	31.24	29.92	315.89	

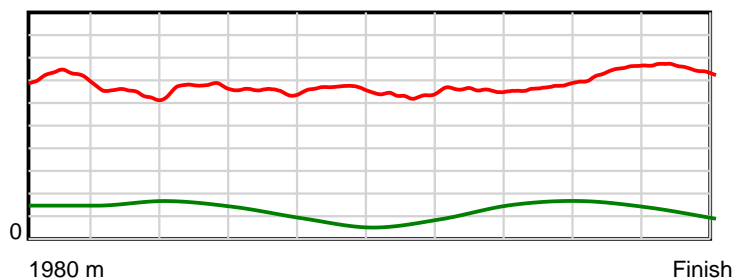
10 m Stride length



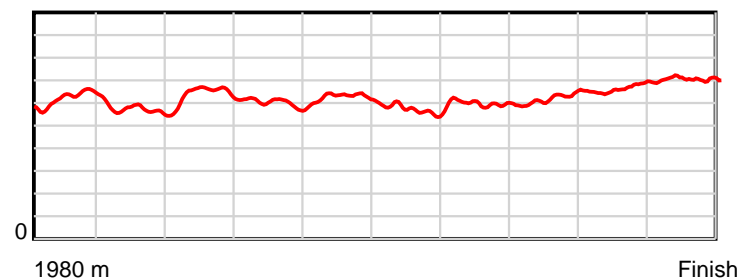
0.6 s Stride duration



20 m/sec Speed



100 % Stride efficiency



Note: Horizontal distance axis grid lines are 200m furlongs.

## Disclaimer.

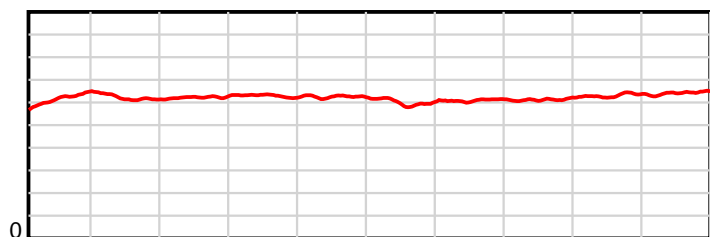
HRNZ and NZMTC and Thoroughbred Ratings Pty Ltd accepts no responsibility for the completeness or accuracy of any of the information contained herein, and makes no representations about its suitability for any particular purpose. Users should make their own judgements about those matters and/or seek independent advice. You assume all risks associated with use of the data provided on this page.

# Race Results

April 04, 2025, Race 1, IRT. YOUR HORSE. OUR PASSION. MOBILE TROT, Distance 1980m, Addington - Survey 1980m

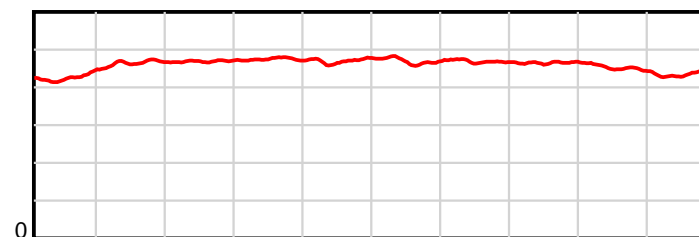
Result	TAB no.	Horse (Barrier)	1980 to	1800m to	1600m to	1400m to	1200m to	1000m to	800m to	600m to	400m to	200m to	Total or	Margin
4th	1	Freya (1)	1800m	1600m	1400m	1200m	1000m	800m	600m	400m	200m	WP	Average	
		Position in running (margin)	-	3(1.2)	2(2.1)	2(1.9)	2(1.9)	2(2.4)	2(2.3)	3(2.2)	3(1.7)	3(2.3)		4.00
		Sectional time (s)	12.79	15.05	15.08	15.05	15.03	15.65	15.29	15.23	14.22	13.60		
		Cumulative time (s)	146.99	134.20	119.15	104.07	89.02	73.99	58.34	43.05	27.82	13.60	2:26.99	
		Speed (m/s)	14.07	13.29	13.26	13.29	13.31	12.78	13.08	13.13	14.06	14.71	13.47	
		Stride length (m)	6.18	6.18	6.23	6.31	6.26	6.00	6.13	6.10	6.34	6.49	6.22	
		Stride duration (s)	0.427	0.465	0.469	0.475	0.470	0.469	0.469	0.465	0.451	0.441	0.462	
		Stride efficiency (%)	59.74	59.62	60.56	62.21	61.17	56.17	58.82	58.18	62.80	65.72	60.42	
		Stride count	29.11	32.38	32.13	31.70	31.97	33.36	32.60	32.78	31.55	30.84	318.42	

10 m Stride length



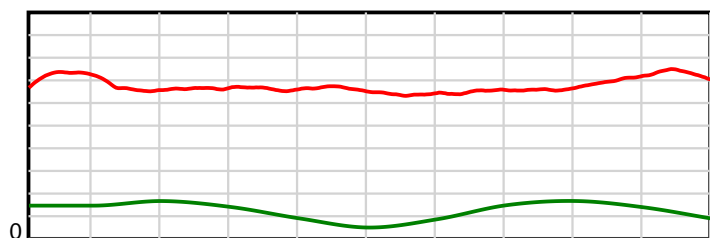
1980 m Finish

0.6 s Stride duration



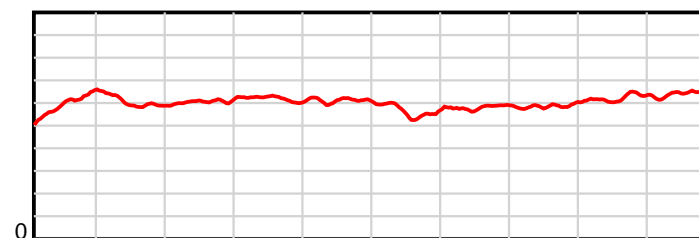
1980 m Finish

20 m/sec Speed



1980 m Finish

100 % Stride efficiency



1980 m Finish

Note: Horizontal distance axis grid lines are 200m furlongs.

## Disclaimer.

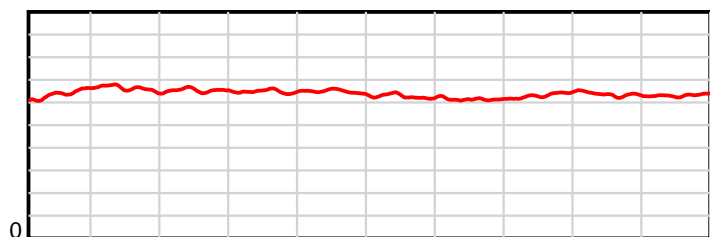
HRNZ and NZMTC and Thoroughbred Ratings Pty Ltd accepts no responsibility for the completeness or accuracy of any of the information contained herein, and makes no representations about its suitability for any particular purpose. Users should make their own judgements about those matters and/or seek independent advice. You assume all risks associated with use of the data provided on this page.

# Race Results

April 04, 2025, Race 1, IRT. YOUR HORSE. OUR PASSION. MOBILE TROT, Distance 1980m, Addington - Survey 1980m

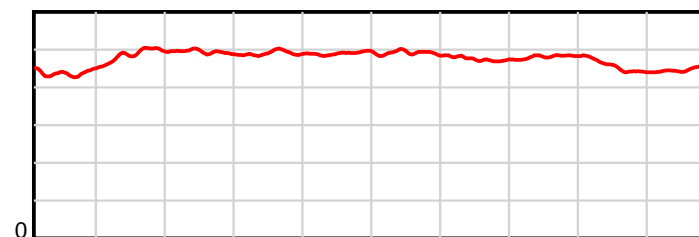
Result	TAB no.	Horse (Barrier)	1980 to	1800m to	1600m to	1400m to	1200m to	1000m to	800m to	600m to	400m to	200m to	Total or	Margin
5th	2	<b>Helloveamoment (2)</b>	<b>1800m</b>	<b>1600m</b>	<b>1400m</b>	<b>1200m</b>	<b>1000m</b>	<b>800m</b>	<b>600m</b>	<b>400m</b>	<b>200m</b>	<b>WP</b>	<b>Average</b>	
		Position in running (margin)	-	1(0.0)	1(0.0)	1(0.0)	1(0.0)	1(0.0)	1(0.0)	1(0.0)	1(0.0)	2(0.7)		5.50
		Sectional time (s)	12.40	14.90	15.11	15.05	14.94	15.67	15.31	15.31	14.25	14.32		
		Cumulative time (s)	147.26	134.86	119.96	104.85	89.80	74.86	59.19	43.88	28.57	14.32	2:27.26	
		Speed (m/s)	14.52	13.42	13.24	13.29	13.39	12.76	13.06	13.06	14.04	13.97	13.45	
		Stride length (m)	6.38	6.57	6.53	6.51	6.56	6.27	6.20	6.29	6.35	6.35	6.40	
		Stride duration (s)	0.437	0.490	0.494	0.490	0.490	0.491	0.475	0.481	0.453	0.455	0.476	
		Stride efficiency (%)	63.65	67.47	66.67	66.26	67.19	61.39	60.12	61.77	63.10	62.94	63.99	
		Stride count	28.20	30.44	30.62	30.71	30.50	31.91	32.24	31.81	31.47	31.51	309.41	

10 m Stride length



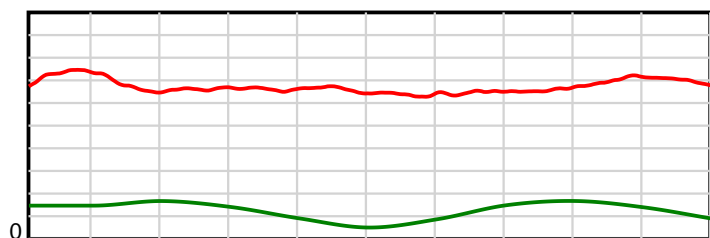
1980 m Finish

0.6 s Stride duration



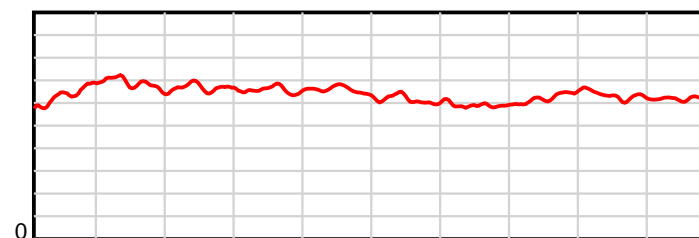
1980 m Finish

20 m/sec Speed



1980 m Finish

100 % Stride efficiency



1980 m Finish

Note: Horizontal distance axis grid lines are 200m furlongs.

## Disclaimer.

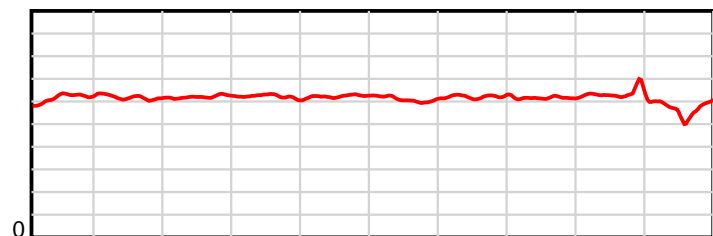
HRNZ and NZMTC and Thoroughbred Ratings Pty Ltd accepts no responsibility for the completeness or accuracy of any of the information contained herein, and makes no representations about its suitability for any particular purpose. Users should make their own judgements about those matters and/or seek independent advice. You assume all risks associated with use of the data provided on this page.

# Race Results

April 04, 2025, Race 1, IRT. YOUR HORSE. OUR PASSION. MOBILE TROT, Distance 1980m, Addington - Survey 1980m

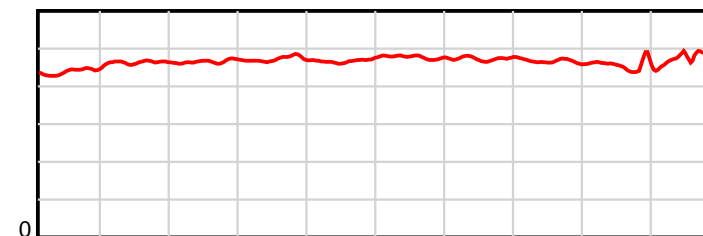
Result	TAB no.	Horse (Barrier)	1980 to	1800m to	1600m to	1400m to	1200m to	1000m to	800m to	600m to	400m to	200m to	Total or	Margin
6th	3	Ti Amo Belle (3)	1800m	1600m	1400m	1200m	1000m	800m	600m	400m	200m	WP	Average	
		Position in running (margin)	-	4(3.4)	3(5.0)	3(4.3)	3(4.2)	4(4.5)	5(4.7)	5(4.0)	5(3.7)	6(6.1)		25.10
		Sectional time (s)	12.97	15.17	15.01	15.03	14.99	15.70	15.20	15.26	14.51	16.95		
		Cumulative time (s)	150.79	137.82	122.65	107.64	92.61	77.62	61.92	46.72	31.46	16.95	2:30.79	
		Speed (m/s)	13.88	13.18	13.32	13.31	13.34	12.74	13.16	13.11	13.78	11.80	13.13	
		Stride length (m)	6.19	6.12	6.21	6.29	6.25	6.08	6.23	6.10	6.26	5.67	6.13	
		Stride duration (s)	0.440	0.464	0.466	0.472	0.468	0.477	0.474	0.466	0.455	0.481	0.467	
		Stride efficiency (%)	59.83	58.45	60.27	61.79	60.95	57.70	60.70	58.17	61.32	50.23	58.79	
		Stride count	29.09	32.70	32.20	31.81	32.02	32.91	32.09	32.78	31.93	35.28	322.81	

10 m Stride length



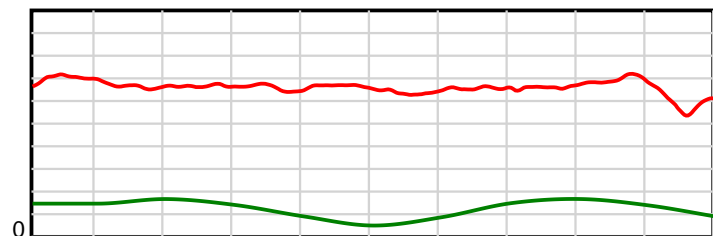
1980 m Finish

0.6 s Stride duration



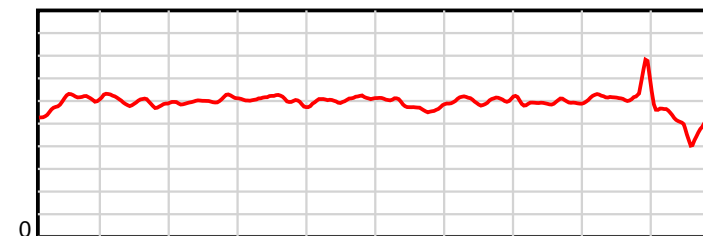
1980 m Finish

20 m/sec Speed



1980 m Finish

100 % Stride efficiency



1980 m Finish

Note: Horizontal distance axis grid lines are 200m furlongs.

## Disclaimer.

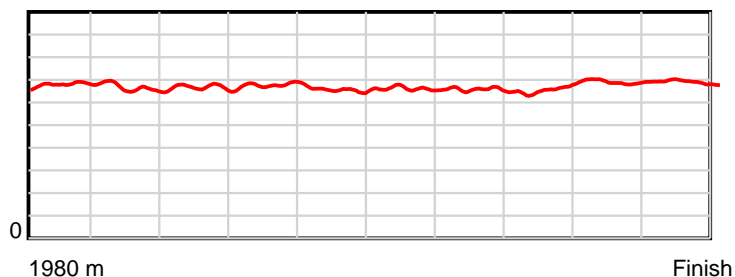
HRNZ and NZMTC and Thoroughbred Ratings Pty Ltd accepts no responsibility for the completeness or accuracy of any of the information contained herein, and makes no representations about its suitability for any particular purpose. Users should make their own judgements about those matters and/or seek independent advice. You assume all risks associated with use of the data provided on this page.

# Race Results

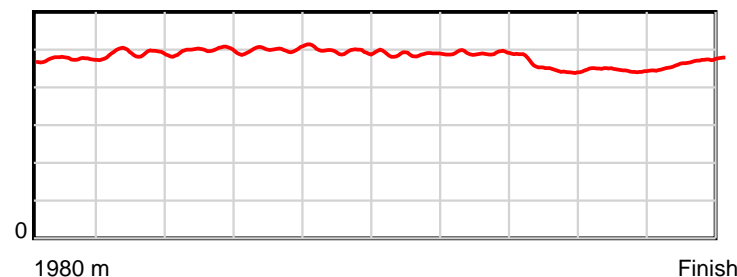
April 04, 2025, Race 2, , Distance 1980m, Addington - Survey 1980m

Result	TAB no.	Horse (Barrier)	1980 to	1800m to	1600m to	1400m to	1200m to	1000m to	800m to	600m to	400m to	200m to	Total or	Margin
1st	6	Malakai (5)	1800m	1600m	1400m	1200m	1000m	800m	600m	400m	200m	WP	Average	
		Position in running (margin)	-	6(4.7)	7(8.0)	7(7.8)	7(7.2)	6(6.4)	6(5.1)	6(4.3)	3(1.2)	2(1.0)		0.00
		Sectional time (s)	12.77	15.20	15.21	14.81	15.20	14.99	14.89	14.12	13.40	13.59		
		Cumulative time (s)	144.18	131.41	116.21	101.00	86.19	70.99	56.00	41.11	26.99	13.59	2:24.18	
		Speed (m/s)	14.09	13.16	13.15	13.50	13.16	13.34	13.43	14.16	14.93	14.72	13.73	
		Stride length (m)	6.73	6.46	6.54	6.78	6.52	6.50	6.59	6.39	6.65	6.91	6.60	
		Stride duration (s)	0.475	0.491	0.498	0.503	0.496	0.487	0.491	0.451	0.446	0.470	0.481	
		Stride efficiency (%)	70.79	65.22	66.93	71.93	66.51	65.94	67.93	63.86	69.05	74.64	68.14	
		Stride count	26.74	30.96	30.56	29.48	30.66	30.79	30.33	31.29	30.09	28.94	299.84	

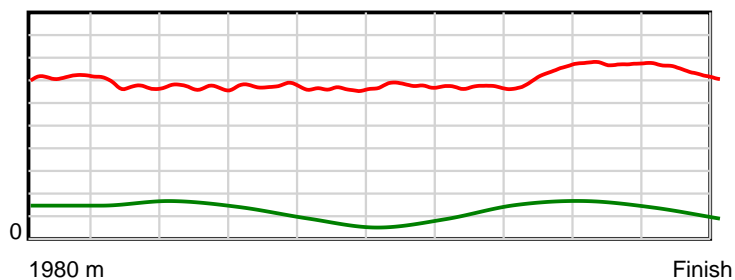
10 m Stride length



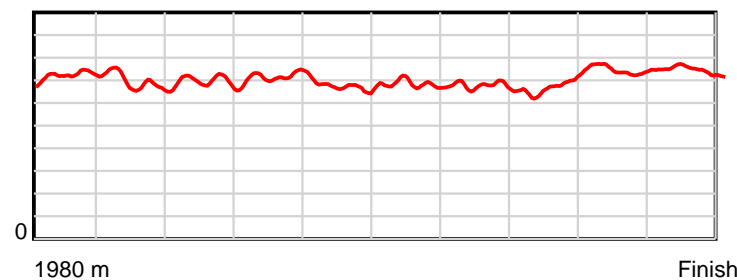
0.6 s Stride duration



20 m/sec Speed



100 % Stride efficiency



Note: Horizontal distance axis grid lines are 200m furlongs.

## Disclaimer.

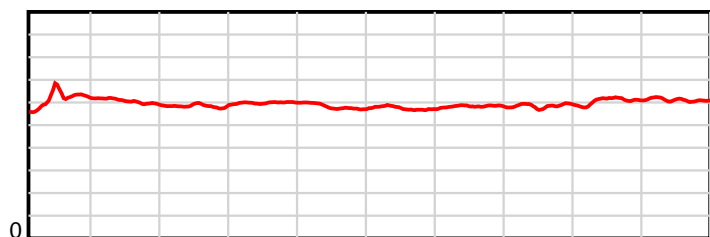
HRNZ and NZMTC and Thoroughbred Ratings Pty Ltd accepts no responsibility for the completeness or accuracy of any of the information contained herein, and makes no representations about its suitability for any particular purpose. Users should make their own judgements about those matters and/or seek independent advice. You assume all risks associated with use of the data provided on this page.

# Race Results

April 04, 2025, Race 2, , Distance 1980m, Addington - Survey 1980m

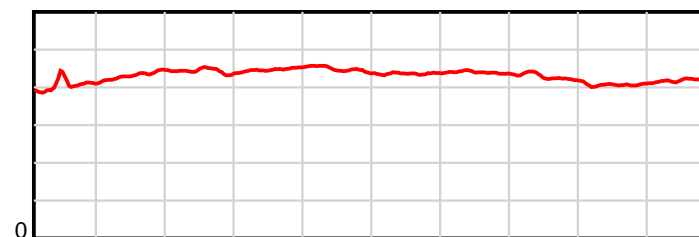
Result	TAB no.	Horse (Barrier)	1980 to	1800m to	1600m to	1400m to	1200m to	1000m to	800m to	600m to	400m to	200m to	Total or	Margin
2nd	3	<b>Queen Tyron (3)</b>	<b>1800m</b>	<b>1600m</b>	<b>1400m</b>	<b>1200m</b>	<b>1000m</b>	<b>800m</b>	<b>600m</b>	<b>400m</b>	<b>200m</b>	<b>WP</b>	<b>Average</b>	
		Position in running (margin)	-	2(0.4)	1(0.0)	1(0.0)	1(0.0)	1(0.0)	1(0.0)	1(0.0)	1(0.0)	1(0.0)		0.60
		Sectional time (s)	12.24	14.58	15.25	14.91	15.33	15.21	15.02	14.63	13.44	13.67		
		Cumulative time (s)	144.28	132.04	117.46	102.21	87.30	71.97	56.76	41.74	27.11	13.67	2:24.28	
		Speed (m/s)	14.70	13.72	13.11	13.41	13.05	13.15	13.32	13.67	14.88	14.63	13.72	
		Stride length (m)	6.08	5.94	5.81	6.01	5.83	5.74	5.85	5.83	6.05	6.19	5.93	
		Stride duration (s)	0.405	0.433	0.443	0.448	0.447	0.436	0.439	0.427	0.407	0.423	0.432	
		Stride efficiency (%)	57.78	55.18	52.67	56.43	53.10	51.46	53.45	53.19	57.22	59.85	54.92	
		Stride count	29.60	33.66	34.45	33.28	34.31	34.85	34.20	34.28	33.05	32.32	334.00	

10 m Stride length



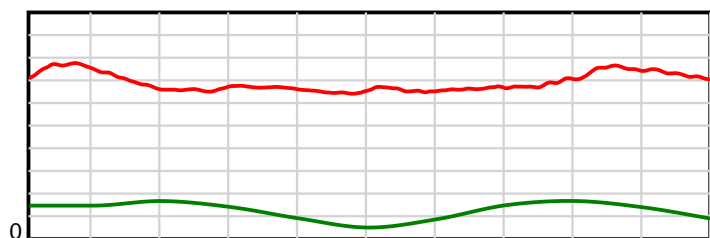
1980 m Finish

0.6 s Stride duration



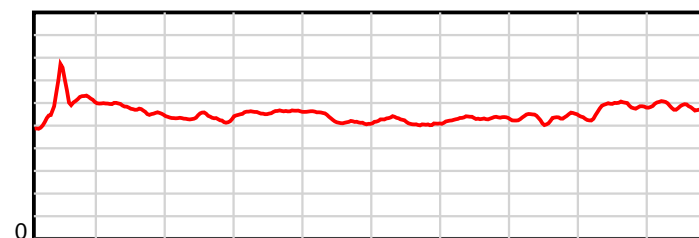
1980 m Finish

20 m/sec Speed



1980 m Finish

100 % Stride efficiency



1980 m Finish

Note: Horizontal distance axis grid lines are 200m furlongs.

## Disclaimer.

HRNZ and NZMTC and Thoroughbred Ratings Pty Ltd accepts no responsibility for the completeness or accuracy of any of the information contained herein, and makes no representations about its suitability for any particular purpose. Users should make their own judgements about those matters and/or seek independent advice. You assume all risks associated with use of the data provided on this page.

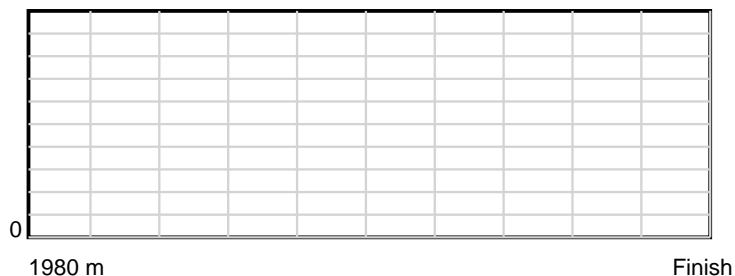


# Race Results

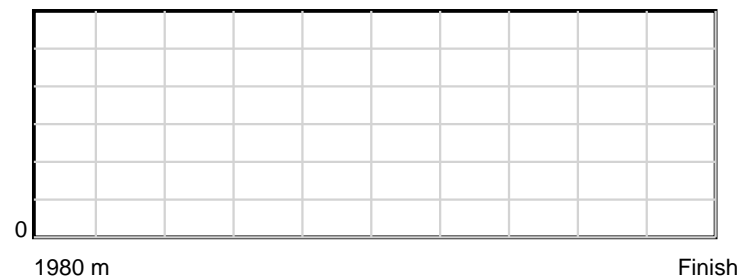
April 04, 2025, Race 2, , Distance 1980m, Addington - Survey 1980m

Result	TAB no.	Horse (Barrier)	1980 to	1800m to	1600m to	1400m to	1200m to	1000m to	800m to	600m to	400m to	200m to	Total or	Margin
3rd	8	Renaldo (7)	1800m	1600m	1400m	1200m	1000m	800m	600m	400m	200m	WP	Average	
		Position in running (margin)	-	7(5.6)	8(9.8)	8(10.1)	8(9.0)	8(8.7)	8(7.0)	8(6.5)	7(5.1)	8(5.4)		2.20
		Sectional time (s)	12.99	15.35	15.29	14.73	15.28	14.93	14.94	14.41	13.49	13.15		
		Cumulative time (s)	144.56	131.57	116.22	100.93	86.20	70.92	55.99	41.05	26.64	13.15	2:24.56	
		Speed (m/s)	13.85	13.03	13.08	13.58	13.09	13.40	13.39	13.88	14.83	15.21	13.70	
		Stride length (m)	0.00	0.00	0.00	0.00	0.00	0.00	0.00	0.00	0.00	0.00	nan	
		Stride duration (s)	0.000	0.000	0.000	0.000	0.000	0.000	0.000	0.000	0.000	0.000	nan	
		Stride efficiency (%)	0.00	0.00	0.00	0.00	0.00	0.00	0.00	0.00	0.00	0.00	nan	
		Stride count	0.00	0.00	0.00	0.00	0.00	0.00	0.00	0.00	0.00	0.00	0.00	

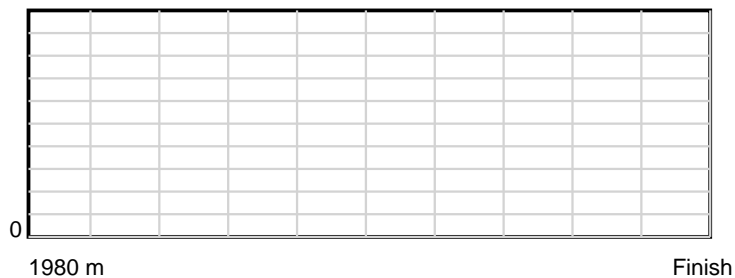
10 m Stride length



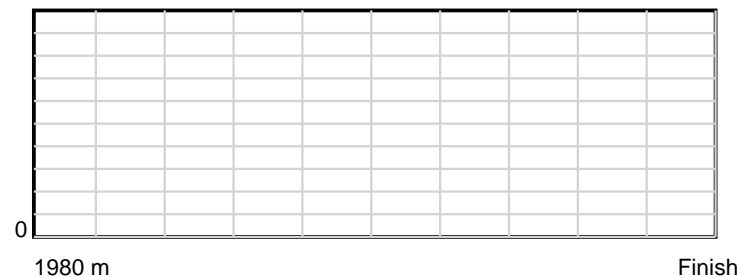
0.6 s Stride duration



20 m/sec Speed



100 % Stride efficiency



Note: Horizontal distance axis grid lines are 200m furlongs.

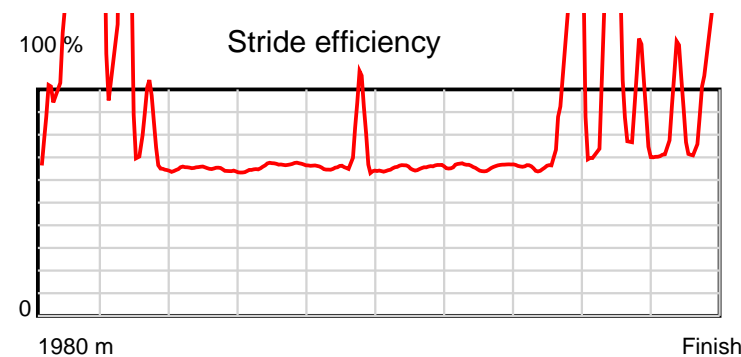
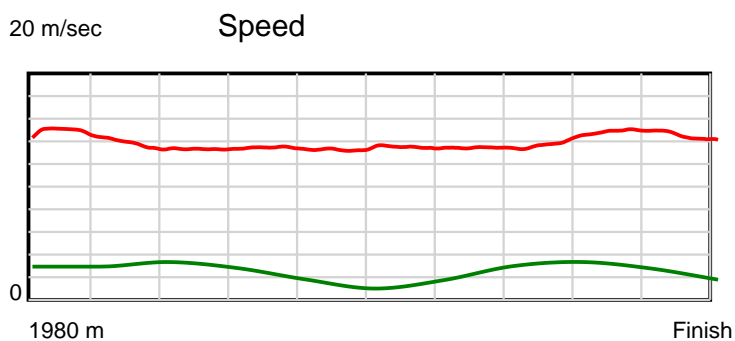
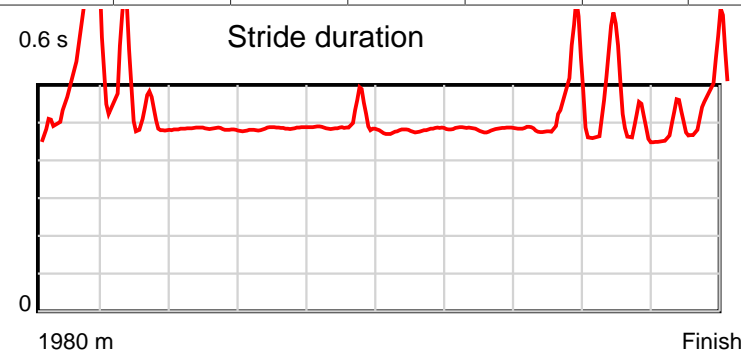
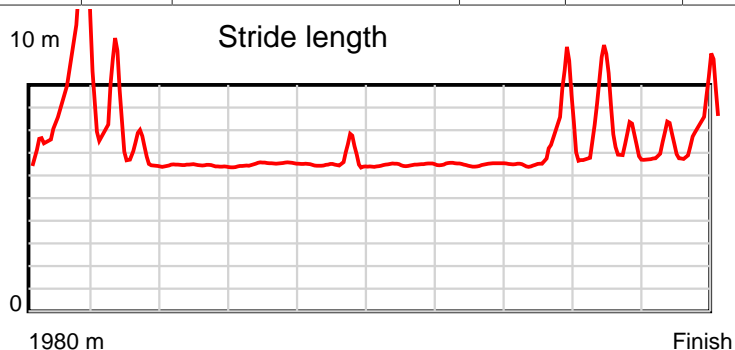
**Disclaimer.**

HRNZ and NZMTC and Thoroughbred Ratings Pty Ltd accepts no responsibility for the completeness or accuracy of any of the information contained herein, and makes no representations about its suitability for any particular purpose. Users should make their own judgements about those matters and/or seek independent advice. You assume all risks associated with use of the data provided on this page.

# Race Results

April 04, 2025, Race 2, , Distance 1980m, Addington - Survey 1980m

Result	TAB no.	Horse (Barrier)	1980 to	1800m to	1600m to	1400m to	1200m to	1000m to	800m to	600m to	400m to	200m to	Total or	Margin
4th	7	My Friend Loui... (6)	1800m	1600m	1400m	1200m	1000m	800m	600m	400m	200m	WP	Average	
		Position in running (margin)	-	4(1.7)	4(4.0)	4(4.5)	3(3.6)	3(2.7)	2(1.6)	2(0.9)	2(1.0)	3(1.8)		2.40
		Sectional time (s)	12.30	15.03	15.33	14.76	15.17	15.04	14.90	14.64	13.58	13.85		
		Cumulative time (s)	144.60	132.30	117.27	101.94	87.18	72.01	56.97	42.07	27.43	13.85	2:24.60	
		Speed (m/s)	14.63	13.31	13.05	13.55	13.18	13.30	13.42	13.66	14.73	14.44	13.69	
		Stride length (m)	9.38	6.79	6.30	6.57	6.45	6.39	6.49	6.70	7.35	7.17	6.85	
		Stride duration (s)	0.635	0.510	0.483	0.485	0.490	0.480	0.483	0.491	0.499	0.496	0.500	
		Stride efficiency (%)	137.48	72.12	62.02	67.47	65.07	63.73	65.76	70.23	84.38	80.26	73.39	
		Stride count	19.19	29.44	31.75	30.44	30.99	31.32	30.83	29.83	27.22	27.91	288.92	



Note: Horizontal distance axis grid lines are 200m furlongs.

**Disclaimer.**

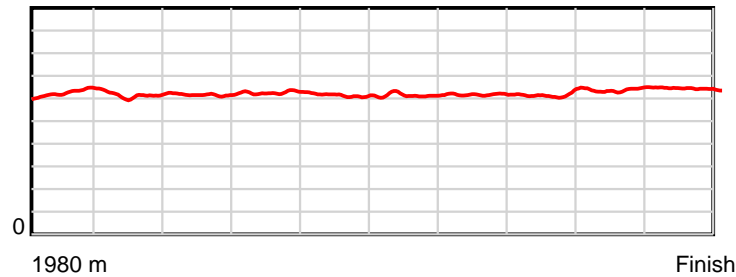
HRNZ and NZMTC and Thoroughbred Ratings Pty Ltd accepts no responsibility for the completeness or accuracy of any of the information contained herein, and makes no representations about its suitability for any particular purpose. Users should make their own judgements about those matters and/or seek independent advice. You assume all risks associated with use of the data provided on this page.

# Race Results

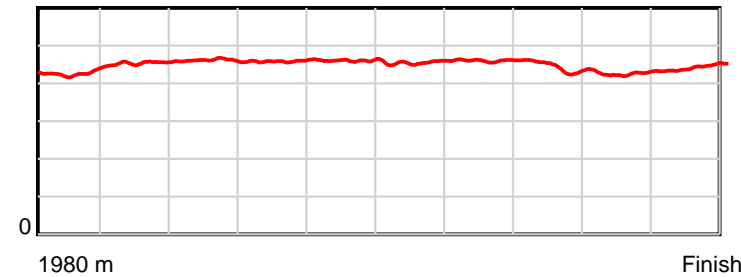
April 04, 2025, Race 2, , Distance 1980m, Addington - Survey 1980m

Result	TAB no.	Horse (Barrier)	1980 to	1800m to	1600m to	1400m to	1200m to	1000m to	800m to	600m to	400m to	200m to	Total or	Margin
5th	5	<b>Happy Harper (4)</b>	<b>1800m</b>	<b>1600m</b>	<b>1400m</b>	<b>1200m</b>	<b>1000m</b>	<b>800m</b>	<b>600m</b>	<b>400m</b>	<b>200m</b>	<b>WP</b>	<b>Average</b>	
		Position in running (margin)	-	5(2.5)	5(5.5)	5(6.0)	5(5.4)	5(4.5)	4(2.8)	4(2.3)	4(2.2)	5(4.6)		4.70
		Sectional time (s)	12.54	15.14	15.34	14.81	15.19	14.93	14.93	14.62	13.83	13.69		
		Cumulative time (s)	145.02	132.48	117.34	102.00	87.19	72.00	57.07	42.14	27.52	13.69	2:25.02	
		Speed (m/s)	14.35	13.21	13.04	13.50	13.17	13.40	13.40	13.68	14.46	14.61	13.65	
		Stride length (m)	6.22	6.00	6.01	6.20	6.06	6.09	6.17	6.06	6.16	6.49	6.14	
		Stride duration (s)	0.427	0.454	0.461	0.459	0.460	0.455	0.461	0.443	0.426	0.444	0.450	
		Stride efficiency (%)	60.36	56.17	56.44	60.05	57.41	57.94	59.54	57.44	59.25	65.79	58.94	
		Stride count	28.96	33.36	33.28	32.26	33.00	32.85	32.40	32.99	32.48	30.82	322.40	

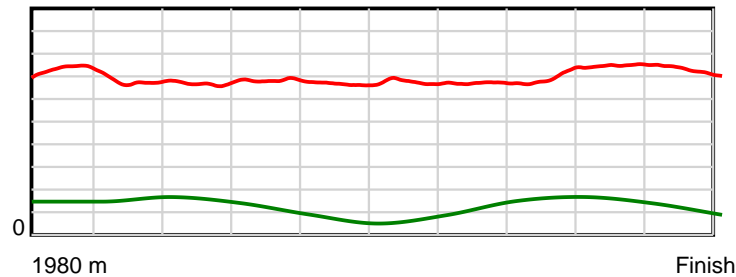
10 m Stride length



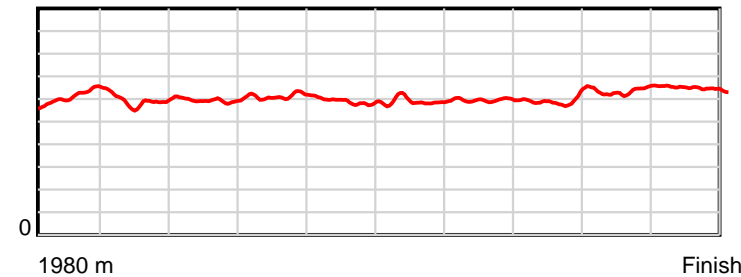
0.6 s Stride duration



20 m/sec Speed



100 % Stride efficiency



Note: Horizontal distance axis grid lines are 200m furlongs.

### Disclaimer.

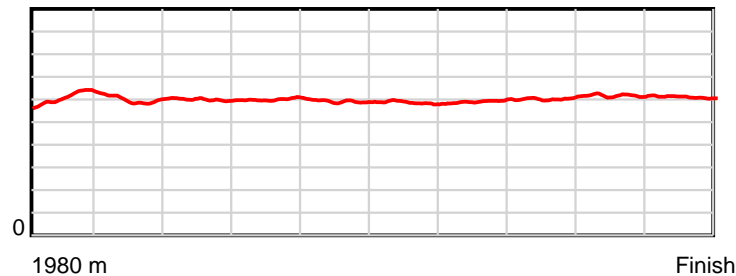
HRNZ and NZMTC and Thoroughbred Ratings Pty Ltd accepts no responsibility for the completeness or accuracy of any of the information contained herein, and makes no representations about its suitability for any particular purpose. Users should make their own judgements about those matters and/or seek independent advice. You assume all risks associated with use of the data provided on this page.

# Race Results

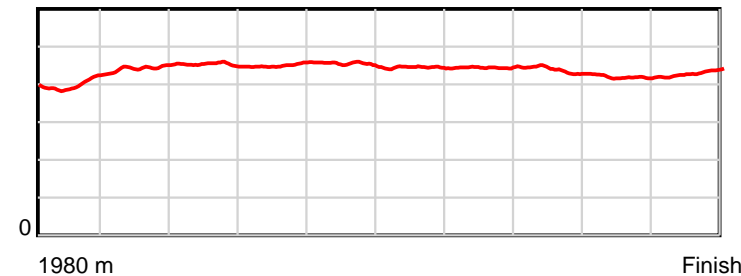
April 04, 2025, Race 2, , Distance 1980m, Addington - Survey 1980m

Result	TAB no.	Horse (Barrier)	1980 to	1800m to	1600m to	1400m to	1200m to	1000m to	800m to	600m to	400m to	200m to	Total or	Margin
6th	2	Auntie Deb (2)	1800m	1600m	1400m	1200m	1000m	800m	600m	400m	200m	WP	Average	
		Position in running (margin)	-	1(0.0)	2(2.6)	2(3.0)	2(2.6)	2(2.3)	3(2.0)	3(2.2)	5(2.4)	4(3.7)		5.20
		Sectional time (s)	11.83	15.07	15.32	14.86	15.27	15.17	15.04	14.67	13.65	14.23		
		Cumulative time (s)	145.11	133.28	118.21	102.89	88.03	72.76	57.59	42.55	27.88	14.23	2:25.11	
		Speed (m/s)	15.21	13.27	13.05	13.46	13.10	13.18	13.30	13.63	14.65	14.05	13.64	
		Stride length (m)	6.03	5.88	5.92	6.06	5.95	5.86	5.91	5.97	6.14	6.04	5.97	
		Stride duration (s)	0.400	0.443	0.453	0.450	0.455	0.444	0.445	0.438	0.419	0.430	0.438	
		Stride efficiency (%)	56.87	53.96	54.69	57.45	55.39	53.65	54.61	55.60	58.96	57.10	55.78	
		Stride count	29.84	34.04	33.81	32.98	33.59	34.13	33.83	33.53	32.56	33.09	331.40	

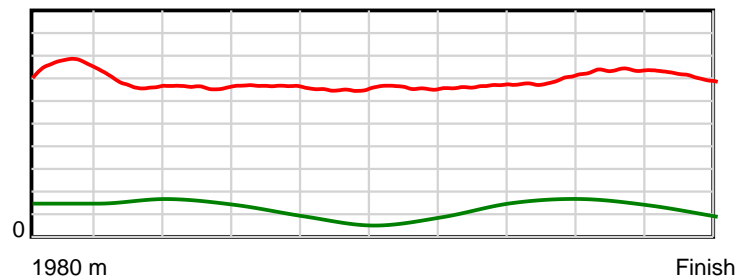
10 m Stride length



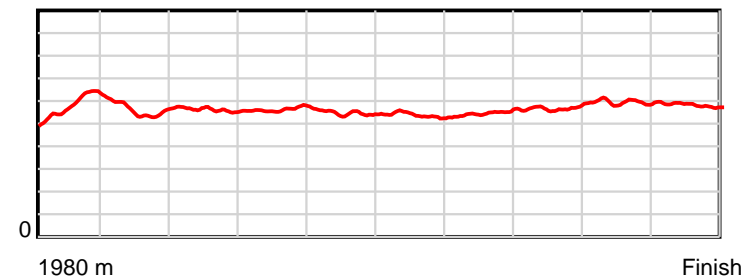
0.6 s Stride duration



20 m/sec Speed



100 % Stride efficiency



Note: Horizontal distance axis grid lines are 200m furlongs.

## Disclaimer.

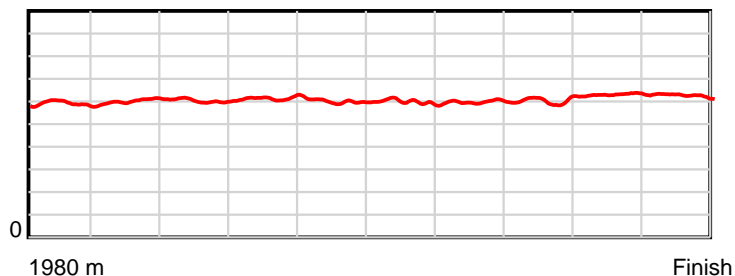
HRNZ and NZMTC and Thoroughbred Ratings Pty Ltd accepts no responsibility for the completeness or accuracy of any of the information contained herein, and makes no representations about its suitability for any particular purpose. Users should make their own judgements about those matters and/or seek independent advice. You assume all risks associated with use of the data provided on this page.

# Race Results

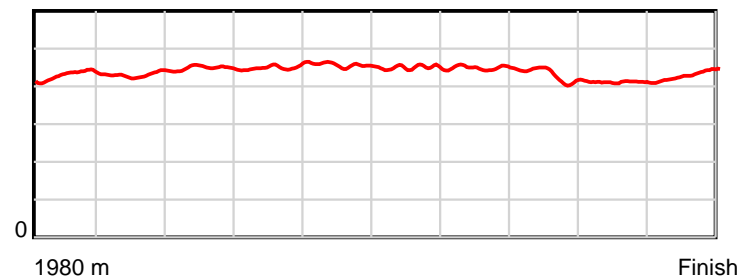
April 04, 2025, Race 2, , Distance 1980m, Addington - Survey 1980m

Result	TAB no.	Horse (Barrier)	1980 to	1800m to	1600m to	1400m to	1200m to	1000m to	800m to	600m to	400m to	200m to	Total or	Margin
7th	9	Tact Teena (8)	1800m	1600m	1400m	1200m	1000m	800m	600m	400m	200m	WP	Average	
		Position in running (margin)	-	8(8.0)	6(7.7)	6(6.7)	6(5.9)	7(6.4)	7(5.5)	7(5.8)	8(5.2)	6(5.1)		5.70
		Sectional time (s)	13.41	14.59	15.10	14.77	15.40	15.06	15.06	14.54	13.41	13.86		
		Cumulative time (s)	145.20	131.79	117.20	102.10	87.33	71.93	56.87	41.81	27.27	13.86	2:25.20	
		Speed (m/s)	13.42	13.71	13.25	13.54	12.99	13.28	13.28	13.76	14.91	14.43	13.64	
		Stride length (m)	5.83	5.91	5.94	6.11	5.92	5.96	5.97	5.91	6.12	6.23	5.99	
		Stride duration (s)	0.431	0.431	0.448	0.451	0.456	0.449	0.450	0.429	0.410	0.432	0.439	
		Stride efficiency (%)	53.10	54.67	55.13	58.28	54.74	55.55	55.67	54.52	58.48	60.71	56.05	
		Stride count	30.88	33.81	33.67	32.75	33.79	33.55	33.51	33.86	32.69	32.09	330.60	

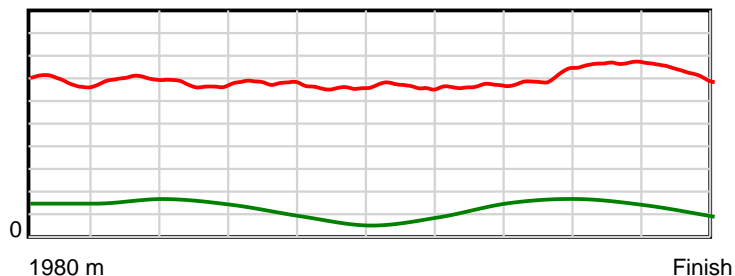
10 m Stride length



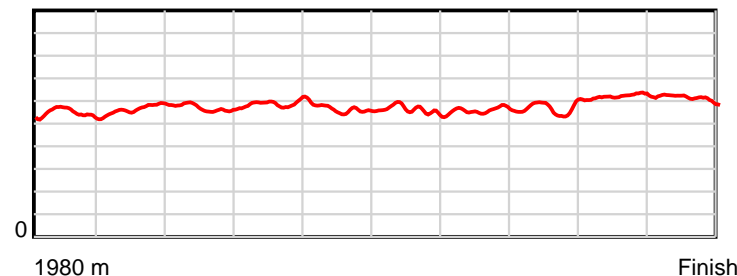
0.6 s Stride duration



20 m/sec Speed



100 % Stride efficiency



Note: Horizontal distance axis grid lines are 200m furlongs.

### Disclaimer.

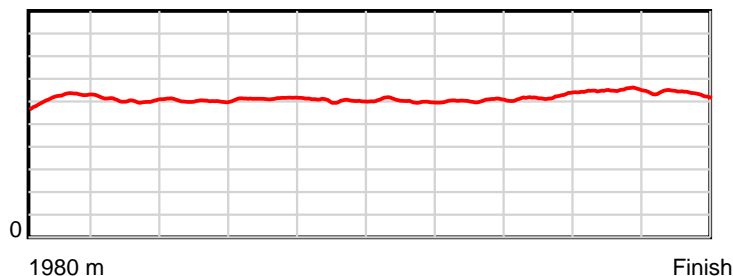
HRNZ and NZMTC and Thoroughbred Ratings Pty Ltd accepts no responsibility for the completeness or accuracy of any of the information contained herein, and makes no representations about its suitability for any particular purpose. Users should make their own judgements about those matters and/or seek independent advice. You assume all risks associated with use of the data provided on this page.

# Race Results

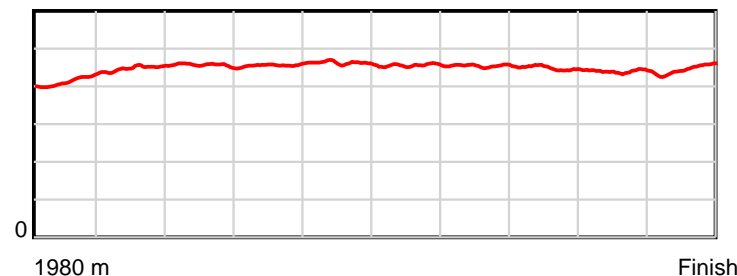
April 04, 2025, Race 2, , Distance 1980m, Addington - Survey 1980m

Result	TAB no.	Horse (Barrier)	1980 to	1800m to	1600m to	1400m to	1200m to	1000m to	800m to	600m to	400m to	200m to	Total or	Margin
8th	1	Delightful Dre... (1)	1800m	1600m	1400m	1200m	1000m	800m	600m	400m	200m	WP	Average	
		Position in running (margin)	-	3(1.3)	3(3.8)	3(4.2)	4(4.3)	4(3.8)	5(3.2)	5(3.2)	6(3.6)	7(5.1)		7.00
		Sectional time (s)	12.17	15.06	15.32	14.93	15.25	15.12	15.03	14.69	13.69	14.18		
		Cumulative time (s)	145.44	133.27	118.21	102.89	87.96	72.71	57.59	42.56	27.87	14.18	2:25.44	
		Speed (m/s)	14.79	13.28	13.05	13.40	13.11	13.23	13.31	13.61	14.61	14.10	13.61	
		Stride length (m)	6.15	5.95	5.95	6.12	6.06	6.03	6.05	6.10	6.41	6.31	6.11	
		Stride duration (s)	0.414	0.448	0.456	0.457	0.462	0.456	0.454	0.448	0.439	0.447	0.449	
		Stride efficiency (%)	59.13	55.41	55.40	58.48	57.39	56.76	57.16	58.11	64.28	62.14	58.33	
		Stride count	29.26	33.59	33.59	32.69	33.00	33.18	33.07	32.80	31.18	31.72	324.08	

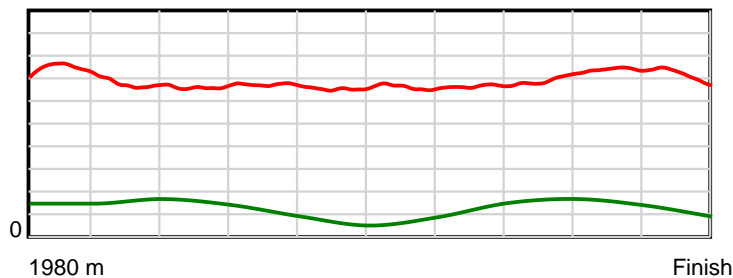
10 m Stride length



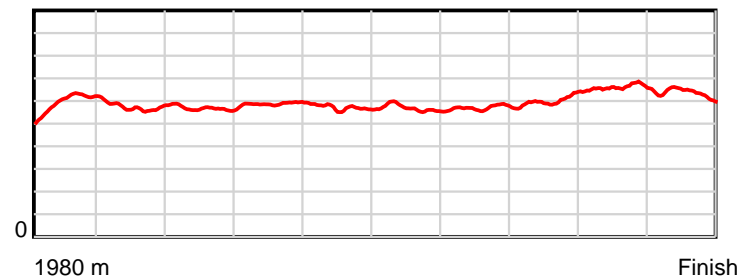
0.6 s Stride duration



20 m/sec Speed



100 % Stride efficiency



Note: Horizontal distance axis grid lines are 200m furlongs.

**Disclaimer.**

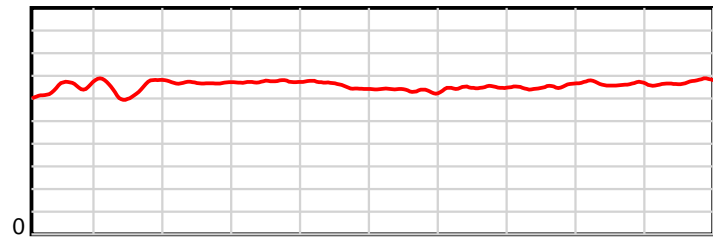
HRNZ and NZMTC and Thoroughbred Ratings Pty Ltd accepts no responsibility for the completeness or accuracy of any of the information contained herein, and makes no representations about its suitability for any particular purpose. Users should make their own judgements about those matters and/or seek independent advice. You assume all risks associated with use of the data provided on this page.

# Race Results

April 04, 2025, Race 3, DUBAI DIAMOND TRADERS MOBILE TROT, Distance 1980m, Addington - Survey 1980m

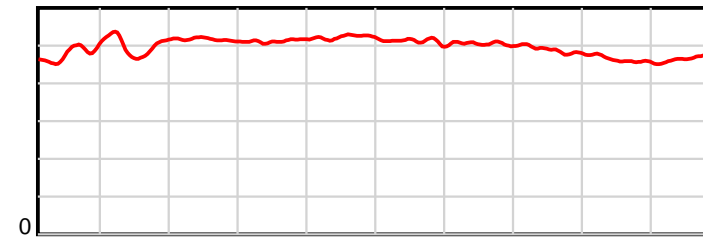
Result	TAB no.	Horse (Barrier)	1980 to	1800m to	1600m to	1400m to	1200m to	1000m to	800m to	600m to	400m to	200m to	Total or	Margin
1st	2	<b>Tyrons Strappi... (2)</b>	<b>1800m</b>	<b>1600m</b>	<b>1400m</b>	<b>1200m</b>	<b>1000m</b>	<b>800m</b>	<b>600m</b>	<b>400m</b>	<b>200m</b>	<b>WP</b>	<b>Average</b>	
		Position in running (margin)	-	2(1.9)	1(0.0)	1(0.0)	1(0.0)	1(0.0)	1(0.0)	1(0.0)	1(0.0)	1(0.0)		0.00
		Sectional time (s)	13.66	15.72	15.65	15.33	15.95	16.06	15.64	15.02	13.94	14.00		
		Cumulative time (s)	150.97	137.31	121.59	105.94	90.61	74.66	58.60	42.96	27.94	14.00	2:30.97	
		Speed (m/s)	13.18	12.72	12.78	13.05	12.54	12.45	12.79	13.32	14.35	14.29	13.12	
		Stride length (m)	6.45	6.37	6.59	6.69	6.54	6.37	6.46	6.48	6.62	6.74	6.53	
		Stride duration (s)	0.483	0.501	0.516	0.513	0.522	0.511	0.505	0.487	0.461	0.472	0.498	
		Stride efficiency (%)	64.97	63.44	67.84	70.02	66.90	63.36	65.18	65.62	68.42	70.97	66.61	
		Stride count	27.92	31.39	30.35	29.88	30.57	31.41	30.97	30.86	30.23	29.68	303.26	

10 m Stride length



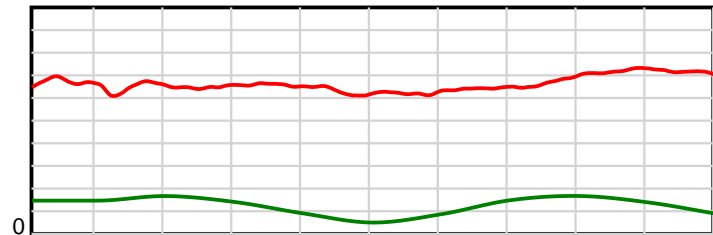
1980 m Finish

0.6 s Stride duration



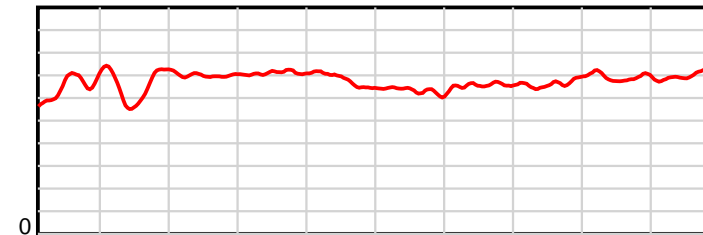
1980 m Finish

20 m/sec Speed



1980 m Finish

100 % Stride efficiency



1980 m Finish

Note: Horizontal distance axis grid lines are 200m furlongs.

**Disclaimer.**

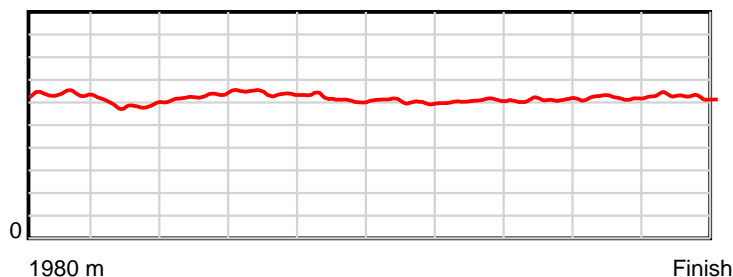
HRNZ and NZMTC and Thoroughbred Ratings Pty Ltd accepts no responsibility for the completeness or accuracy of any of the information contained herein, and makes no representations about its suitability for any particular purpose. Users should make their own judgements about those matters and/or seek independent advice. You assume all risks associated with use of the data provided on this page.

# Race Results

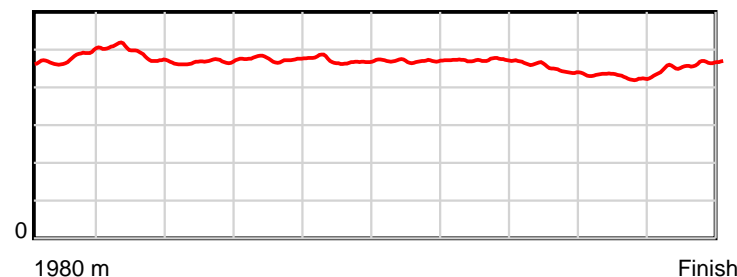
April 04, 2025, Race 3, DUBAI DIAMOND TRADERS MOBILE TROT, Distance 1980m, Addington - Survey 1980m

Result	TAB no.	Horse (Barrier)	1980 to	1800m to	1600m to	1400m to	1200m to	1000m to	800m to	600m to	400m to	200m to	Total or	Margin
2nd	10	Paramount Pict... (0)	1800m	1600m	1400m	1200m	1000m	800m	600m	400m	200m	WP	Average	
		Position in running (margin)	-	6(7.3)	6(12.0)	5(9.0)	4(6.1)	3(3.5)	2(1.7)	2(1.2)	2(0.9)	2(1.7)		5.70
		Sectional time (s)	14.58	16.81	15.16	14.84	15.52	15.76	15.55	14.98	14.07	14.72		
		Cumulative time (s)	151.99	137.41	120.60	105.44	90.60	75.08	59.32	43.77	28.79	14.72	2:31.99	
		Speed (m/s)	12.35	11.90	13.19	13.48	12.89	12.69	12.86	13.35	14.21	13.59	13.03	
		Stride length (m)	6.31	5.84	6.17	6.40	6.06	5.96	6.07	6.00	6.10	6.27	6.11	
		Stride duration (s)	0.480	0.491	0.467	0.475	0.470	0.470	0.472	0.449	0.429	0.461	0.469	
		Stride efficiency (%)	62.19	53.35	59.41	63.94	57.42	55.56	57.66	56.26	58.23	61.40	58.39	
		Stride count	28.53	34.23	32.44	31.27	32.99	33.54	32.92	33.33	32.76	31.91	323.92	

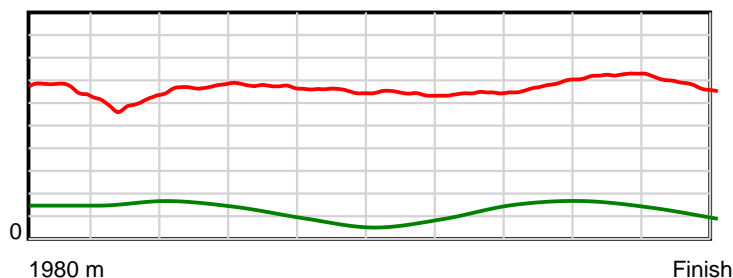
10 m Stride length



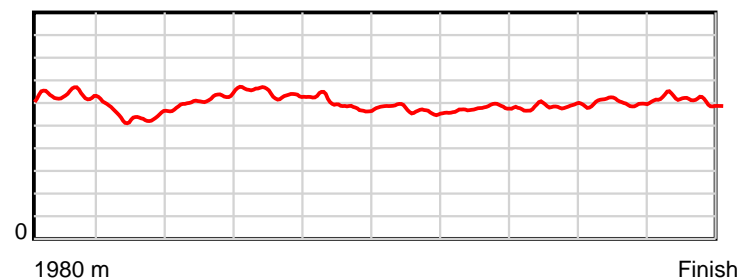
0.6 s Stride duration



20 m/sec Speed



100 % Stride efficiency



Note: Horizontal distance axis grid lines are 200m furlongs.

## Disclaimer.

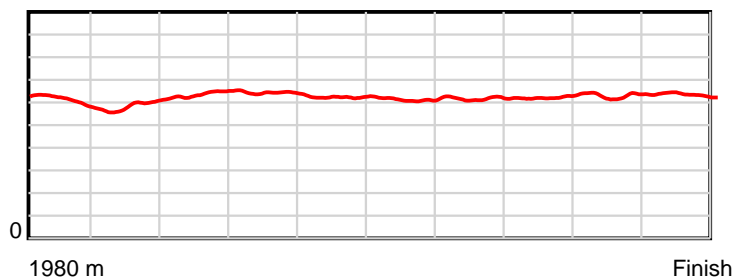
HRNZ and NZMTC and Thoroughbred Ratings Pty Ltd accepts no responsibility for the completeness or accuracy of any of the information contained herein, and makes no representations about its suitability for any particular purpose. Users should make their own judgements about those matters and/or seek independent advice. You assume all risks associated with use of the data provided on this page.

# Race Results

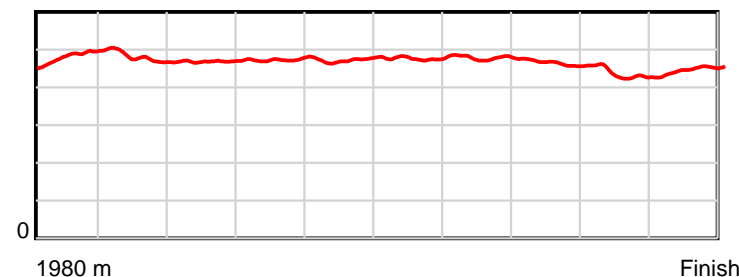
April 04, 2025, Race 3, DUBAI DIAMOND TRADERS MOBILE TROT, Distance 1980m, Addington - Survey 1980m

Result	TAB no.	Horse (Barrier)	1980 to	1800m to	1600m to	1400m to	1200m to	1000m to	800m to	600m to	400m to	200m to	Total or	Margin
3rd	9	Lottie's Momen... (9)	1800m	1600m	1400m	1200m	1000m	800m	600m	400m	200m	WP	Average	
		Position in running (margin)	-	9(10.7)	9(16.3)	10(13.8)	8(10.2)	7(7.1)	6(5.5)	5(4.9)	6(6.3)	3(7.6)		8.40
		Sectional time (s)	15.22	16.96	15.23	14.73	15.43	15.80	15.52	15.25	14.17	14.17		
		Cumulative time (s)	152.48	137.26	120.30	105.07	90.34	74.91	59.11	43.59	28.34	14.17	2:32.48	
		Speed (m/s)	11.83	11.79	13.13	13.58	12.96	12.66	12.89	13.11	14.11	14.11	12.99	
		Stride length (m)	6.02	5.68	6.15	6.44	6.12	6.04	6.16	6.08	6.13	6.34	6.11	
		Stride duration (s)	0.483	0.481	0.469	0.474	0.472	0.477	0.478	0.464	0.434	0.449	0.470	
		Stride efficiency (%)	56.54	50.35	59.16	64.71	58.55	56.93	59.24	57.78	58.64	62.90	58.33	
		Stride count	29.92	35.23	32.50	31.08	32.67	33.14	32.48	32.89	32.65	31.52	324.08	

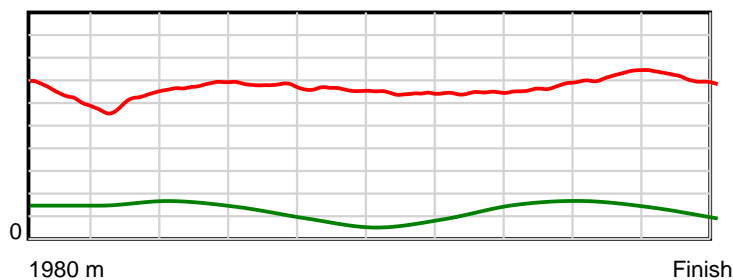
10 m Stride length



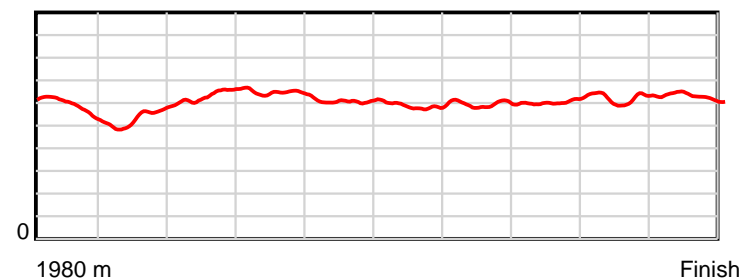
0.6 s Stride duration



20 m/sec Speed



100 % Stride efficiency



Note: Horizontal distance axis grid lines are 200m furlongs.

## Disclaimer.

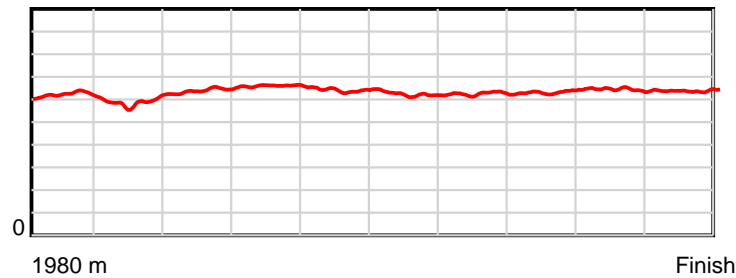
HRNZ and NZMTC and Thoroughbred Ratings Pty Ltd accepts no responsibility for the completeness or accuracy of any of the information contained herein, and makes no representations about its suitability for any particular purpose. Users should make their own judgements about those matters and/or seek independent advice. You assume all risks associated with use of the data provided on this page.

# Race Results

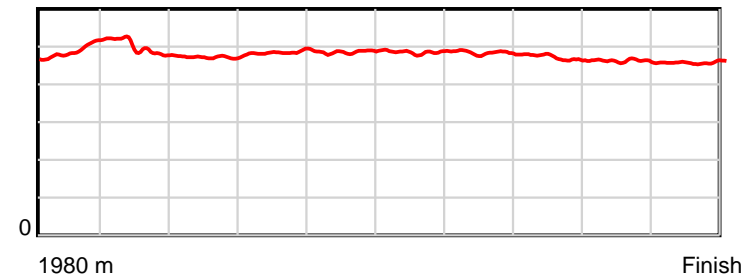
April 04, 2025, Race 3, DUBAI DIAMOND TRADERS MOBILE TROT, Distance 1980m, Addington - Survey 1980m

Result	TAB no.	Horse (Barrier)	1980 to	1800m to	1600m to	1400m to	1200m to	1000m to	800m to	600m to	400m to	200m to	Total or	Margin
4th	6	<b>Billy Kimber (6)</b>	<b>1800m</b>	<b>1600m</b>	<b>1400m</b>	<b>1200m</b>	<b>1000m</b>	<b>800m</b>	<b>600m</b>	<b>400m</b>	<b>200m</b>	<b>WP</b>	<b>Average</b>	
		Position in running (margin)	-	7(7.4)	8(14.7)	7(11.3)	6(8.0)	5(5.1)	4(4.1)	4(3.3)	4(4.4)	4(8.9)		10.50
		Sectional time (s)	14.70	17.24	15.09	14.79	15.45	15.89	15.51	15.21	14.68	14.30		
		Cumulative time (s)	152.86	138.16	120.92	105.83	91.04	75.59	59.70	44.19	28.98	14.30	2:32.86	
		Speed (m/s)	12.25	11.60	13.25	13.52	12.94	12.59	12.89	13.15	13.62	13.99	12.95	
		Stride length (m)	6.24	5.77	6.26	6.57	6.29	6.10	6.23	6.18	6.28	6.40	6.23	
		Stride duration (s)	0.491	0.498	0.472	0.485	0.486	0.484	0.483	0.470	0.461	0.458	0.481	
		Stride efficiency (%)	60.81	52.11	61.15	67.36	61.90	58.08	60.60	59.67	61.71	64.09	60.56	
		Stride count	28.85	34.64	31.97	30.46	31.78	32.81	32.12	32.36	31.83	31.23	318.05	

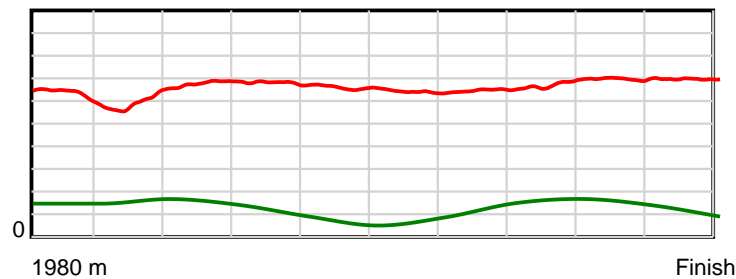
10 m Stride length



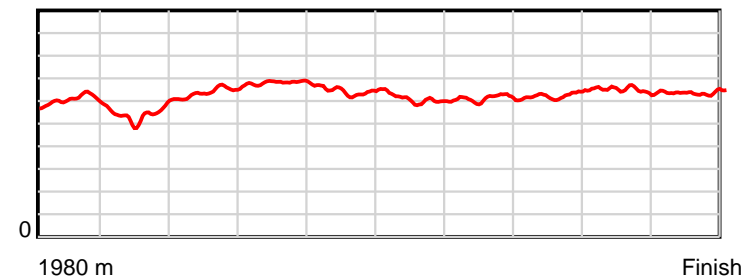
0.6 s Stride duration



20 m/sec Speed



100 % Stride efficiency



Note: Horizontal distance axis grid lines are 200m furlongs.

## Disclaimer.

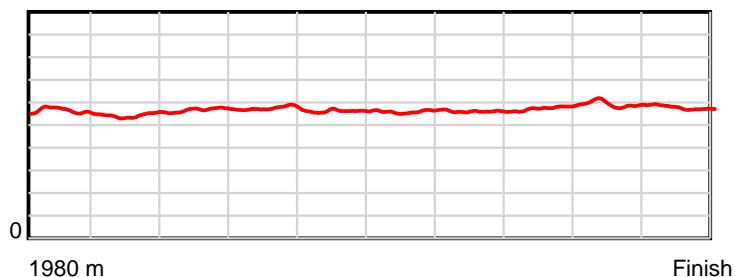
HRNZ and NZMTC and Thoroughbred Ratings Pty Ltd accepts no responsibility for the completeness or accuracy of any of the information contained herein, and makes no representations about its suitability for any particular purpose. Users should make their own judgements about those matters and/or seek independent advice. You assume all risks associated with use of the data provided on this page.

# Race Results

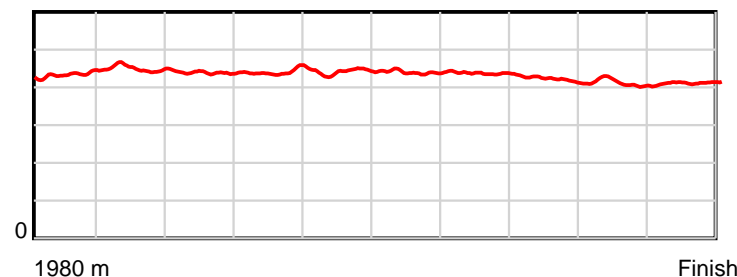
April 04, 2025, Race 3, DUBAI DIAMOND TRADERS MOBILE TROT, Distance 1980m, Addington - Survey 1980m

Result	TAB no.	Horse (Barrier)	1980 to	1800m to	1600m to	1400m to	1200m to	1000m to	800m to	600m to	400m to	200m to	Total or	Margin
5th	4	Majic N The Po... (4)	1800m	1600m	1400m	1200m	1000m	800m	600m	400m	200m	WP	Average	
		Position in running (margin)	-	5(4.9)	5(9.8)	6(10.3)	7(10.2)	8(8.4)	8(7.7)	8(7.4)	8(8.3)	5(11.8)		12.90
		Sectional time (s)	14.26	16.85	15.73	15.31	15.66	15.94	15.59	15.16	14.53	14.27		
		Cumulative time (s)	153.30	139.04	122.19	106.46	91.15	75.49	59.55	43.96	28.80	14.27	2:33.30	
		Speed (m/s)	12.63	11.87	12.71	13.06	12.77	12.55	12.83	13.19	13.76	14.02	12.92	
		Stride length (m)	5.58	5.34	5.58	5.77	5.64	5.52	5.61	5.57	5.66	5.78	5.60	
		Stride duration (s)	0.434	0.450	0.439	0.441	0.442	0.440	0.437	0.422	0.411	0.413	0.434	
		Stride efficiency (%)	48.60	44.59	48.64	51.95	49.72	47.67	49.13	48.42	50.12	52.27	49.04	
		Stride count	32.28	37.44	35.85	34.69	35.46	36.21	35.67	35.93	35.32	34.58	353.43	

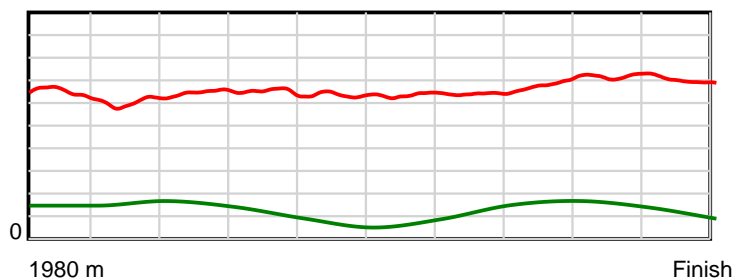
10 m Stride length



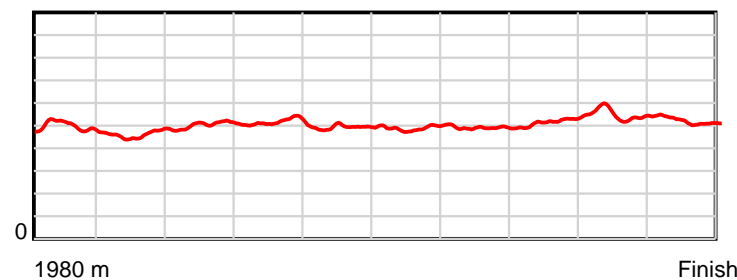
0.6 s Stride duration



20 m/sec Speed



100 % Stride efficiency



Note: Horizontal distance axis grid lines are 200m furlongs.

## Disclaimer.

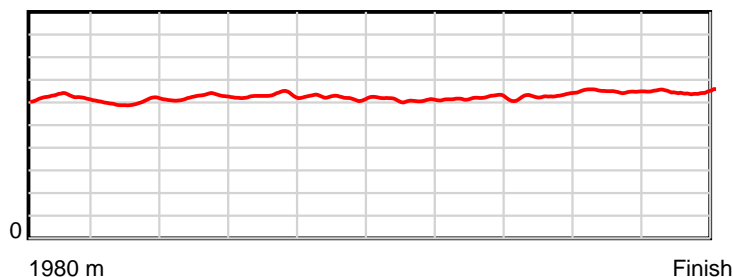
HRNZ and NZMTC and Thoroughbred Ratings Pty Ltd accepts no responsibility for the completeness or accuracy of any of the information contained herein, and makes no representations about its suitability for any particular purpose. Users should make their own judgements about those matters and/or seek independent advice. You assume all risks associated with use of the data provided on this page.

# Race Results

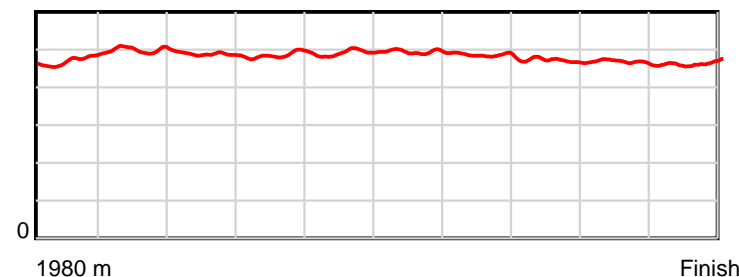
April 04, 2025, Race 3, DUBAI DIAMOND TRADERS MOBILE TROT, Distance 1980m, Addington - Survey 1980m

Result	TAB no.	Horse (Barrier)	1980 to	1800m to	1600m to	1400m to	1200m to	1000m to	800m to	600m to	400m to	200m to	Total or	Margin
6th	5	Kamilla (5)	1800m	1600m	1400m	1200m	1000m	800m	600m	400m	200m	WP	Average	
		Position in running (margin)	-	3(3.2)	4(7.6)	4(8.1)	5(8.0)	6(7.0)	7(6.5)	7(6.9)	7(7.8)	7(12.8)		14.40
		Sectional time (s)	13.87	16.77	15.73	15.31	15.79	15.97	15.70	15.17	14.79	14.46		
		Cumulative time (s)	153.56	139.69	122.92	107.19	91.88	76.09	60.12	44.42	29.25	14.46	2:33.56	
		Speed (m/s)	12.98	11.93	12.71	13.06	12.67	12.52	12.74	13.18	13.52	13.83	12.89	
		Stride length (m)	6.16	5.96	6.21	6.35	6.22	6.19	6.19	6.21	6.32	6.41	6.22	
		Stride duration (s)	0.471	0.500	0.488	0.486	0.491	0.494	0.486	0.471	0.467	0.464	0.482	
		Stride efficiency (%)	59.38	55.49	60.22	63.02	60.45	59.86	59.88	60.34	62.45	64.25	60.48	
		Stride count	29.20	33.56	32.22	31.49	32.16	32.31	32.31	32.19	31.64	31.19	318.27	

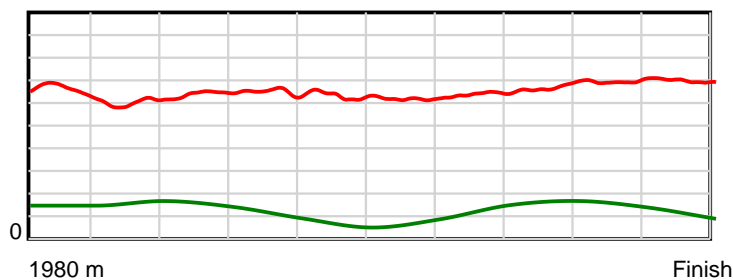
10 m Stride length



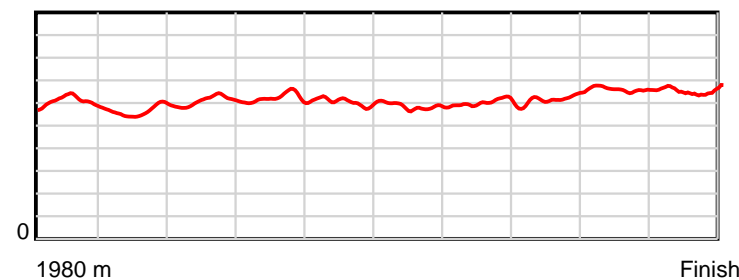
0.6 s Stride duration



20 m/sec Speed



100 % Stride efficiency



Note: Horizontal distance axis grid lines are 200m furlongs.

## Disclaimer.

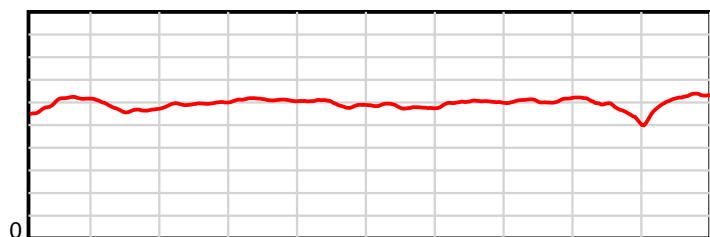
HRNZ and NZMTC and Thoroughbred Ratings Pty Ltd accepts no responsibility for the completeness or accuracy of any of the information contained herein, and makes no representations about its suitability for any particular purpose. Users should make their own judgements about those matters and/or seek independent advice. You assume all risks associated with use of the data provided on this page.

# Race Results

April 04, 2025, Race 3, DUBAI DIAMOND TRADERS MOBILE TROT, Distance 1980m, Addington - Survey 1980m

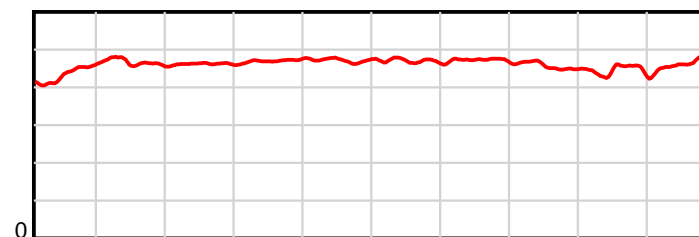
Result	TAB no.	Horse (Barrier)	1980 to	1800m to	1600m to	1400m to	1200m to	1000m to	800m to	600m to	400m to	200m to	Total or	Margin
7th	3	A Reason To Fi... (3)	1800m	1600m	1400m	1200m	1000m	800m	600m	400m	200m	WP	Average	
		Position in running (margin)	-	1(0.0)	2(2.8)	2(2.6)	2(3.0)	2(2.1)	3(2.4)	3(2.8)	3(3.2)	8(15.1)		20.80
		Sectional time (s)	13.27	16.49	15.61	15.40	15.80	16.11	15.70	15.10	15.92	15.32		
		Cumulative time (s)	154.72	141.45	124.96	109.35	93.95	78.15	62.04	46.34	31.24	15.32	2:34.72	
		Speed (m/s)	13.57	12.13	12.81	12.99	12.66	12.41	12.74	13.25	12.56	13.05	12.80	
		Stride length (m)	5.93	5.65	5.92	6.12	5.97	5.83	6.02	6.05	5.57	6.10	5.91	
		Stride duration (s)	0.437	0.466	0.462	0.471	0.472	0.469	0.472	0.456	0.444	0.468	0.462	
		Stride efficiency (%)	54.93	49.94	54.78	58.54	55.67	53.07	56.57	57.13	48.50	58.23	54.59	
		Stride count	30.36	35.38	33.78	32.68	33.51	34.32	33.24	33.08	35.90	32.76	335.01	

10 m Stride length



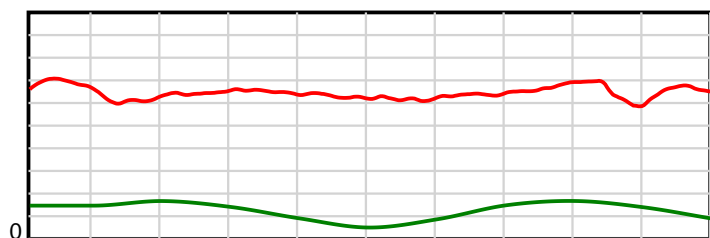
1980 m Finish

0.6 s Stride duration



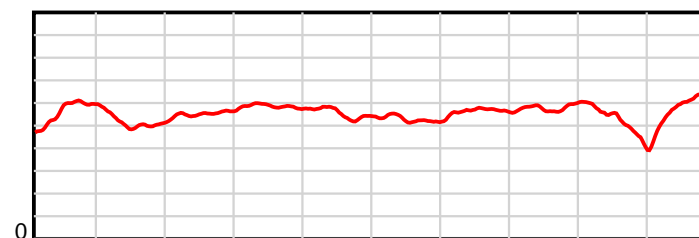
1980 m Finish

20 m/sec Speed



1980 m Finish

100 % Stride efficiency



1980 m Finish

Note: Horizontal distance axis grid lines are 200m furlongs.

## Disclaimer.

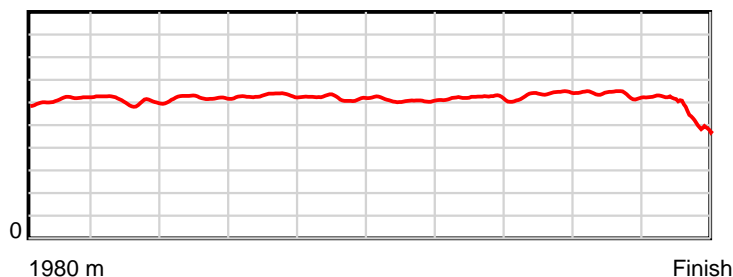
HRNZ and NZMTC and Thoroughbred Ratings Pty Ltd accepts no responsibility for the completeness or accuracy of any of the information contained herein, and makes no representations about its suitability for any particular purpose. Users should make their own judgements about those matters and/or seek independent advice. You assume all risks associated with use of the data provided on this page.

# Race Results

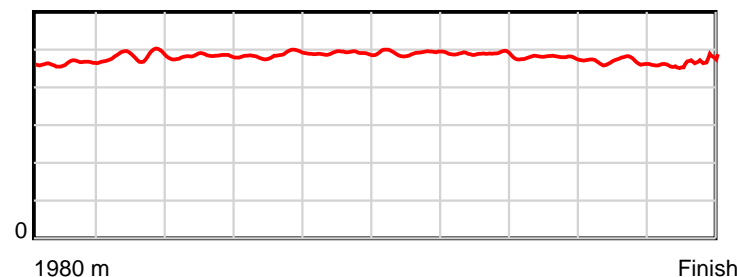
April 04, 2025, Race 3, DUBAI DIAMOND TRADERS MOBILE TROT, Distance 1980m, Addington - Survey 1980m

Result	TAB no.	Horse (Barrier)	1980 to	1800m to	1600m to	1400m to	1200m to	1000m to	800m to	600m to	400m to	200m to	Total or	Margin
8th	1	Bullet (1)	1800m	1600m	1400m	1200m	1000m	800m	600m	400m	200m	WP	Average	
		Position in running (margin)	-	4(4.5)	3(5.3)	3(5.3)	3(5.4)	4(4.6)	5(4.8)	6(5.2)	5(6.1)	6(12.6)		28.30
		Sectional time (s)	13.97	16.17	15.65	15.35	15.82	16.09	15.70	15.17	15.03	17.12		
		Cumulative time (s)	156.07	142.10	125.93	110.28	94.93	79.11	63.02	47.32	32.15	17.12	2:36.07	
		Speed (m/s)	12.89	12.37	12.78	13.03	12.64	12.43	12.74	13.18	13.31	11.68	12.69	
		Stride length (m)	6.08	5.99	6.17	6.34	6.20	6.12	6.23	6.32	6.23	5.33	6.09	
		Stride duration (s)	0.464	0.484	0.483	0.487	0.490	0.492	0.489	0.479	0.468	0.456	0.480	
		Stride efficiency (%)	57.71	56.09	59.46	62.87	60.00	58.54	60.58	62.32	60.69	44.36	57.88	
		Stride count	29.62	33.38	32.42	31.53	32.28	32.68	32.12	31.67	32.09	37.54	325.33	

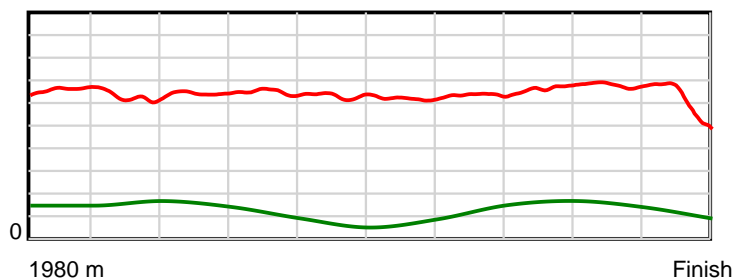
10 m Stride length



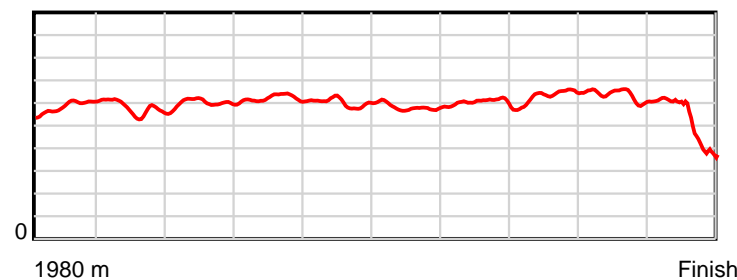
0.6 s Stride duration



20 m/sec Speed



100 % Stride efficiency



Note: Horizontal distance axis grid lines are 200m furlongs.

## Disclaimer.

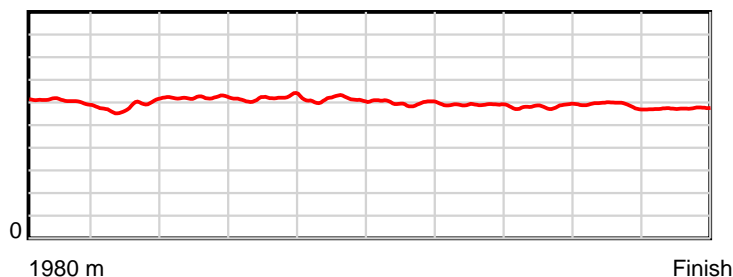
HRNZ and NZMTC and Thoroughbred Ratings Pty Ltd accepts no responsibility for the completeness or accuracy of any of the information contained herein, and makes no representations about its suitability for any particular purpose. Users should make their own judgements about those matters and/or seek independent advice. You assume all risks associated with use of the data provided on this page.

# Race Results

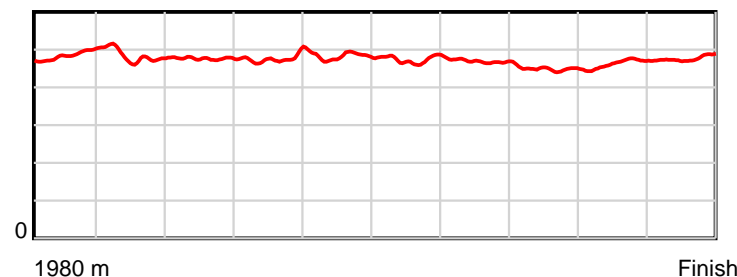
April 04, 2025, Race 3, DUBAI DIAMOND TRADERS MOBILE TROT, Distance 1980m, Addington - Survey 1980m

Result	TAB no.	Horse (Barrier)	1980 to	1800m to	1600m to	1400m to	1200m to	1000m to	800m to	600m to	400m to	200m to	Total or	Margin
9th	7	Hadleymae (7)	1800m	1600m	1400m	1200m	1000m	800m	600m	400m	200m	WP	Average	
		Position in running (margin)	-	8(9.3)	7(12.9)	8(11.5)	9(11.5)	9(11.0)	9(9.2)	9(10.0)	9(12.1)	9(23.2)		36.70
		Sectional time (s)	15.11	16.63	15.41	15.34	15.85	15.77	15.77	15.36	15.80	16.53		
		Cumulative time (s)	157.57	142.46	125.83	110.42	95.08	79.23	63.46	47.69	32.33	16.53	2:37.57	
		Speed (m/s)	11.91	12.03	12.98	13.04	12.62	12.68	12.68	13.02	12.66	12.10	12.57	
		Stride length (m)	5.98	5.81	6.18	6.23	6.08	6.02	5.94	5.84	5.87	5.78	5.97	
		Stride duration (s)	0.487	0.483	0.476	0.478	0.482	0.474	0.469	0.448	0.464	0.478	0.475	
		Stride efficiency (%)	55.82	52.81	59.71	60.68	57.80	56.60	55.20	53.21	53.83	52.19	55.68	
		Stride count	30.12	34.40	32.35	32.10	32.89	33.23	33.65	34.28	34.08	34.61	331.71	

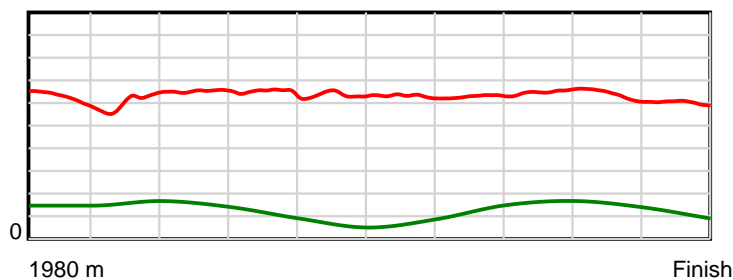
10 m Stride length



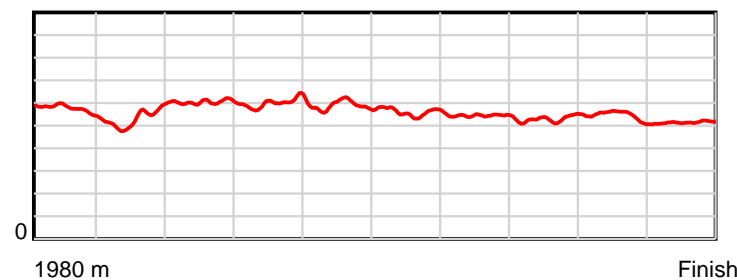
0.6 s Stride duration



20 m/sec Speed



100 % Stride efficiency



Note: Horizontal distance axis grid lines are 200m furlongs.

## Disclaimer.

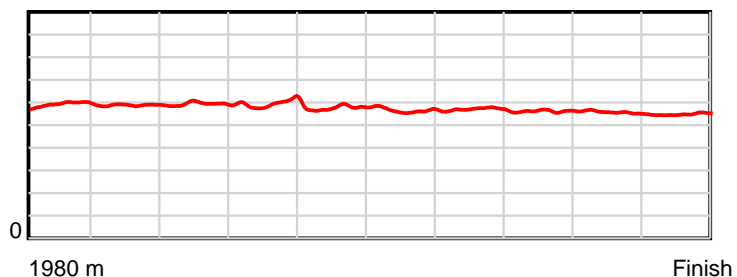
HRNZ and NZMTC and Thoroughbred Ratings Pty Ltd accepts no responsibility for the completeness or accuracy of any of the information contained herein, and makes no representations about its suitability for any particular purpose. Users should make their own judgements about those matters and/or seek independent advice. You assume all risks associated with use of the data provided on this page.

# Race Results

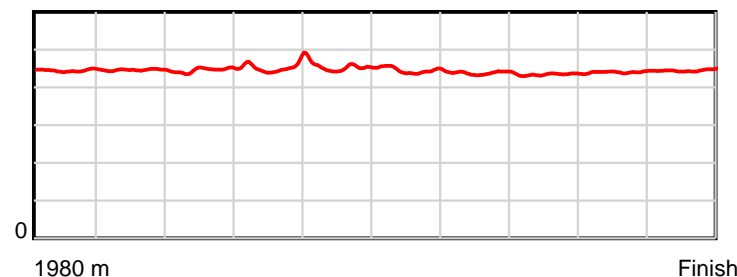
April 04, 2025, Race 3, DUBAI DIAMOND TRADERS MOBILE TROT, Distance 1980m, Addington - Survey 1980m

Result	TAB no.	Horse (Barrier)	1980 to	1800m to	1600m to	1400m to	1200m to	1000m to	800m to	600m to	400m to	200m to	Total or	Margin
10th	8	<b>She's Got Sass (8)</b>	<b>1800m</b>	<b>1600m</b>	<b>1400m</b>	<b>1200m</b>	<b>1000m</b>	<b>800m</b>	<b>600m</b>	<b>400m</b>	<b>200m</b>	<b>WP</b>	<b>Average</b>	
		Position in running (margin)	-	10(21.5)	10(17.2)	9(13.0)	10(13.2)	10(12.4)	10(12.1)	10(11.0)	10(15.0)	10(26.6)		38.10
		Sectional time (s)	17.05	15.31	14.96	15.36	15.82	16.00	15.45	15.69	15.89	16.30		
		Cumulative time (s)	157.83	140.78	125.47	110.51	95.15	79.33	63.33	47.88	32.19	16.30	2:37.83	
		Speed (m/s)	10.56	13.06	13.37	13.02	12.64	12.50	12.94	12.75	12.59	12.27	12.55	
		Stride length (m)	5.84	5.83	5.96	5.94	5.71	5.57	5.67	5.53	5.55	5.46	5.70	
		Stride duration (s)	0.445	0.446	0.446	0.456	0.452	0.445	0.438	0.434	0.441	0.445	0.454	
		Stride efficiency (%)	53.32	53.09	55.47	55.13	51.02	48.42	50.29	47.82	48.12	46.54	50.76	
		Stride count	30.81	34.31	33.57	33.67	35.00	35.93	35.26	36.15	36.04	36.65	347.39	

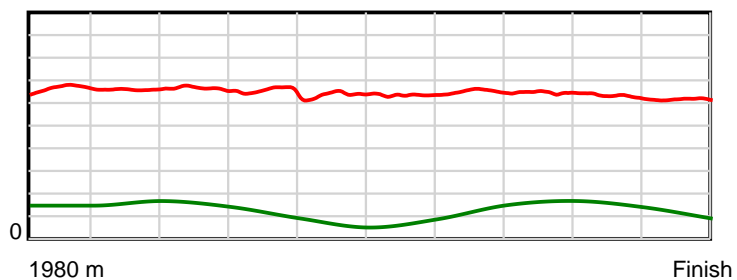
10 m Stride length



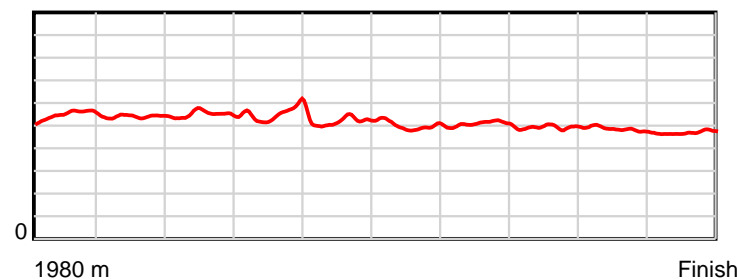
0.6 s Stride duration



20 m/sec Speed



100 % Stride efficiency



Note: Horizontal distance axis grid lines are 200m furlongs.

## Disclaimer.

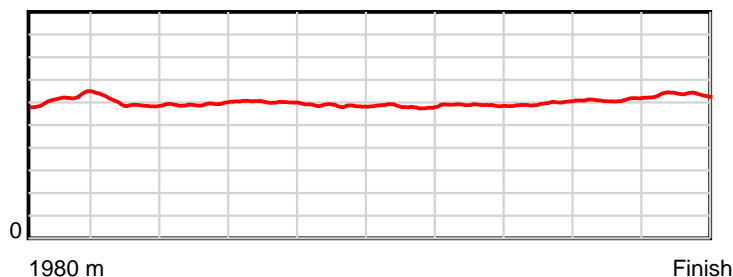
HRNZ and NZMTC and Thoroughbred Ratings Pty Ltd accepts no responsibility for the completeness or accuracy of any of the information contained herein, and makes no representations about its suitability for any particular purpose. Users should make their own judgements about those matters and/or seek independent advice. You assume all risks associated with use of the data provided on this page.

# Race Results

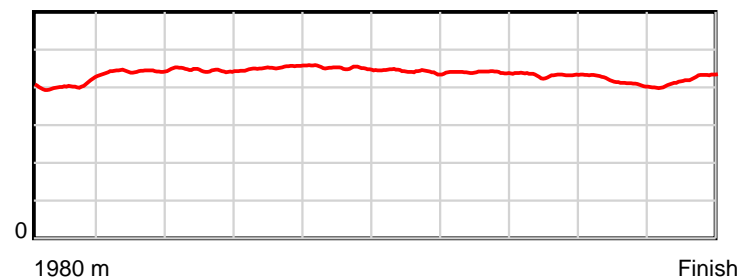
April 04, 2025, Race 4, HAPPY BIRTHDAY LATHER UP MOBILE PACE, Distance 1980m, Addington - Survey 1980m

Result	TAB no.	Horse (Barrier)	1980 to	1800m to	1600m to	1400m to	1200m to	1000m to	800m to	600m to	400m to	200m to	Total or	Margin
1st	7	<b>Hadron Collide... (7)</b>	<b>1800m</b>	<b>1600m</b>	<b>1400m</b>	<b>1200m</b>	<b>1000m</b>	<b>800m</b>	<b>600m</b>	<b>400m</b>	<b>200m</b>	<b>WP</b>	<b>Average</b>	
		Position in running (margin)	-	1(0.0)	1(0.0)	1(0.0)	1(0.0)	1(0.0)	1(0.0)	1(0.0)	1(0.0)	1(0.0)		0.00
		Sectional time (s)	12.04	14.94	15.23	15.03	15.38	15.07	14.97	14.60	13.77	13.29		
		Cumulative time (s)	144.32	132.28	117.34	102.11	87.08	71.70	56.63	41.66	27.06	13.29	2:24.32	
		Speed (m/s)	14.94	13.39	13.13	13.31	13.00	13.27	13.36	13.70	14.52	15.05	13.72	
		Stride length (m)	6.11	5.93	5.86	6.02	5.87	5.87	5.88	5.92	6.03	6.33	5.98	
		Stride duration (s)	0.406	0.443	0.446	0.453	0.451	0.442	0.440	0.432	0.416	0.421	0.436	
		Stride efficiency (%)	58.35	54.91	53.58	56.69	53.80	53.85	53.94	54.85	56.91	62.66	55.84	
		Stride count	29.46	33.74	34.16	33.20	34.09	34.07	34.04	33.76	33.14	31.58	331.24	

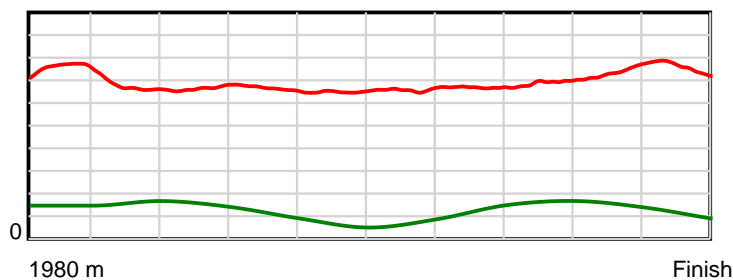
10 m Stride length



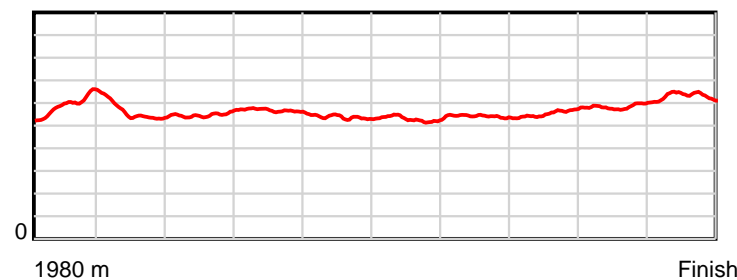
0.6 s Stride duration



20 m/sec Speed



100 % Stride efficiency



Note: Horizontal distance axis grid lines are 200m furlongs.

## Disclaimer.

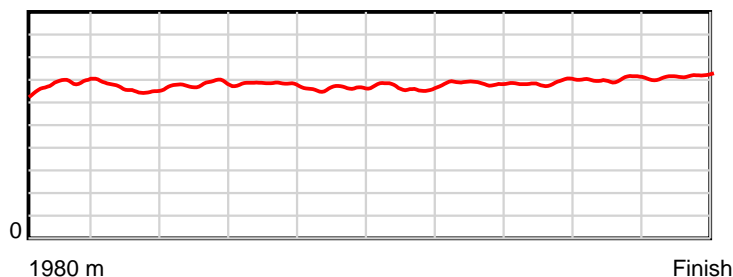
HRNZ and NZMTC and Thoroughbred Ratings Pty Ltd accepts no responsibility for the completeness or accuracy of any of the information contained herein, and makes no representations about its suitability for any particular purpose. Users should make their own judgements about those matters and/or seek independent advice. You assume all risks associated with use of the data provided on this page.

# Race Results

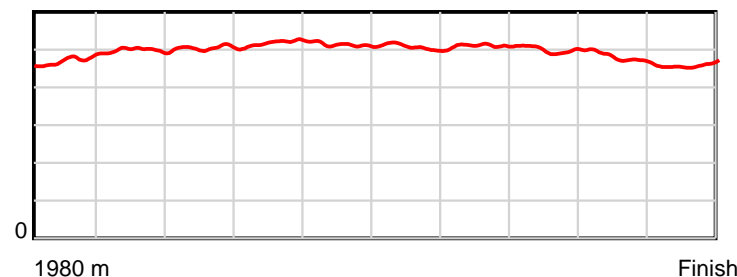
April 04, 2025, Race 4, HAPPY BIRTHDAY LATHER UP MOBILE PACE, Distance 1980m, Addington - Survey 1980m

Result	TAB no.	Horse (Barrier)	1980 to	1800m to	1600m to	1400m to	1200m to	1000m to	800m to	600m to	400m to	200m to	Total or	Margin
2nd	2	Francent (2)	1800m	1600m	1400m	1200m	1000m	800m	600m	400m	200m	WP	Average	
		Position in running (margin)	-	4(4.3)	3(5.5)	3(3.9)	5(4.0)	5(4.4)	5(4.4)	5(4.0)	5(3.5)	4(3.6)		0.60
		Sectional time (s)	12.63	15.15	14.95	15.05	15.46	15.07	14.91	14.50	13.80	12.91		
		Cumulative time (s)	144.43	131.80	116.65	101.70	86.65	71.19	56.12	41.21	26.71	12.91	2:24.43	
		Speed (m/s)	14.25	13.20	13.38	13.29	12.94	13.27	13.41	13.79	14.49	15.49	13.71	
		Stride length (m)	6.78	6.57	6.75	6.89	6.63	6.72	6.86	6.88	6.94	7.11	6.81	
		Stride duration (s)	0.472	0.498	0.505	0.518	0.512	0.506	0.511	0.499	0.479	0.459	0.497	
		Stride efficiency (%)	71.81	67.49	71.22	74.18	68.69	70.55	73.44	73.95	75.26	79.05	72.47	
		Stride count	26.55	30.43	29.62	29.03	30.17	29.77	29.17	29.07	28.82	28.12	290.75	

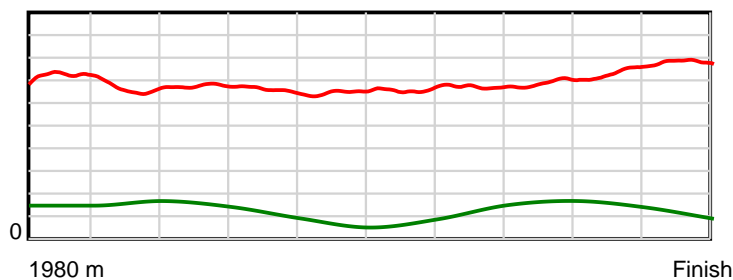
10 m Stride length



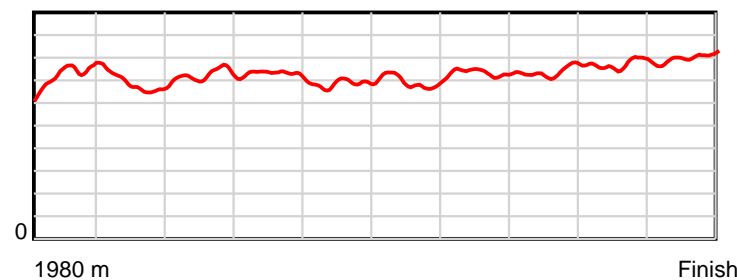
0.6 s Stride duration



20 m/sec Speed



100 % Stride efficiency



Note: Horizontal distance axis grid lines are 200m furlongs.

## Disclaimer.

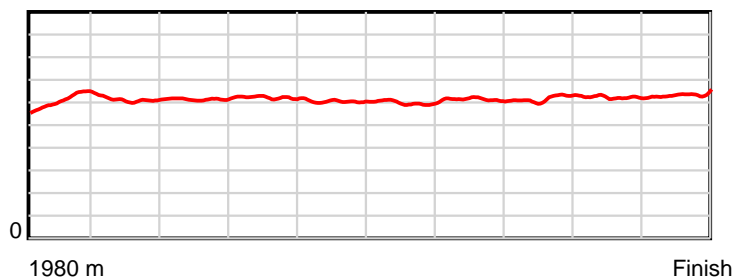
HRNZ and NZMTC and Thoroughbred Ratings Pty Ltd accepts no responsibility for the completeness or accuracy of any of the information contained herein, and makes no representations about its suitability for any particular purpose. Users should make their own judgements about those matters and/or seek independent advice. You assume all risks associated with use of the data provided on this page.

# Race Results

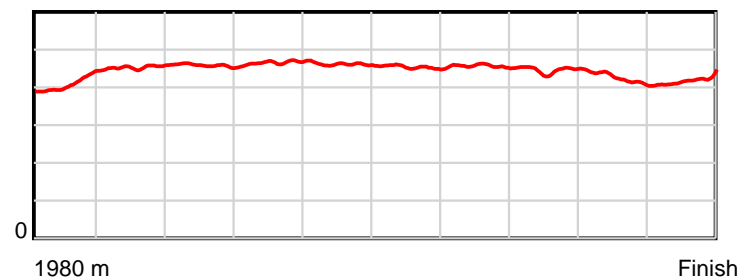
April 04, 2025, Race 4, HAPPY BIRTHDAY LATHER UP MOBILE PACE, Distance 1980m, Addington - Survey 1980m

Result	TAB no.	Horse (Barrier)	1980 to	1800m to	1600m to	1400m to	1200m to	1000m to	800m to	600m to	400m to	200m to	Total or	Margin
3rd	1	<b>Follow Your Dr... (1)</b>	<b>1800m</b>	<b>1600m</b>	<b>1400m</b>	<b>1200m</b>	<b>1000m</b>	<b>800m</b>	<b>600m</b>	<b>400m</b>	<b>200m</b>	<b>WP</b>	<b>Average</b>	
		Position in running (margin)	-	2(1.6)	2(2.1)	2(2.0)	3(2.0)	3(2.2)	3(2.0)	3(1.7)	3(1.5)	2(1.6)		1.60
		Sectional time (s)	12.15	15.02	15.21	15.03	15.40	15.05	14.91	14.57	13.78	13.49		
		Cumulative time (s)	144.61	132.46	117.44	102.23	87.20	71.80	56.75	41.84	27.27	13.49	2:24.61	
		Speed (m/s)	14.81	13.32	13.15	13.31	12.99	13.29	13.41	13.73	14.51	14.83	13.69	
		Stride length (m)	6.07	6.03	6.02	6.20	5.98	6.03	6.12	6.13	6.14	6.27	6.10	
		Stride duration (s)	0.411	0.453	0.458	0.466	0.461	0.453	0.456	0.446	0.423	0.423	0.445	
		Stride efficiency (%)	57.52	56.86	56.71	60.15	55.89	56.74	58.50	58.67	58.96	61.41	58.11	
		Stride count	29.67	33.16	33.20	32.24	33.44	33.19	32.69	32.64	32.56	31.90	324.69	

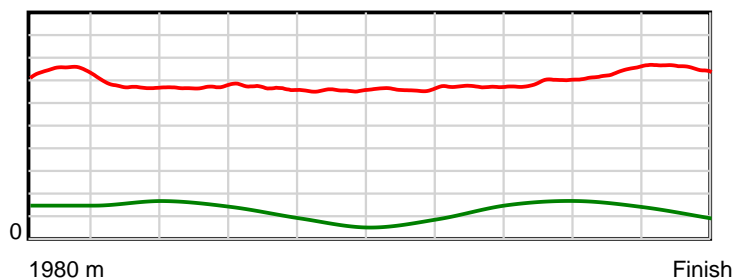
10 m Stride length



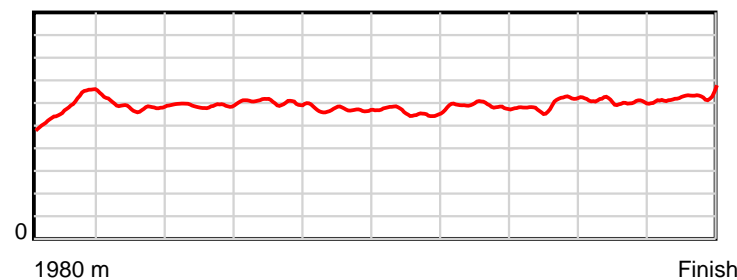
0.6 s Stride duration



20 m/sec Speed



100 % Stride efficiency



Note: Horizontal distance axis grid lines are 200m furlongs.

## Disclaimer.

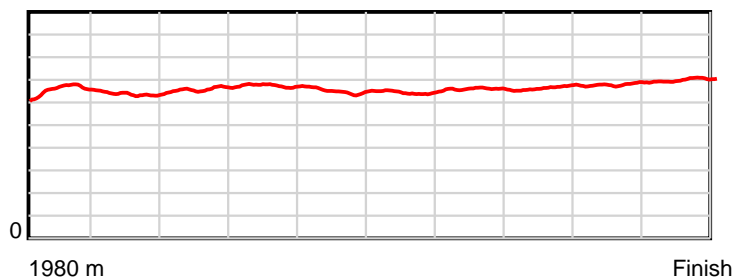
HRNZ and NZMTC and Thoroughbred Ratings Pty Ltd accepts no responsibility for the completeness or accuracy of any of the information contained herein, and makes no representations about its suitability for any particular purpose. Users should make their own judgements about those matters and/or seek independent advice. You assume all risks associated with use of the data provided on this page.

# Race Results

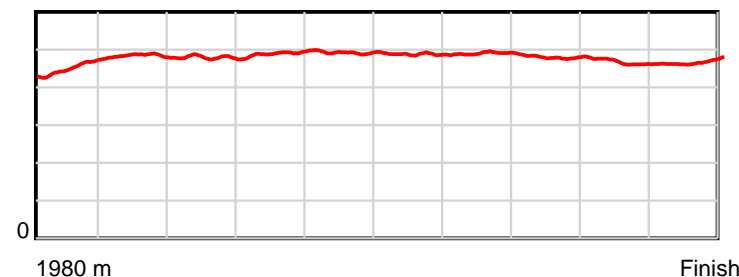
April 04, 2025, Race 4, HAPPY BIRTHDAY LATHER UP MOBILE PACE, Distance 1980m, Addington - Survey 1980m

Result	TAB no.	Horse (Barrier)	1980 to	1800m to	1600m to	1400m to	1200m to	1000m to	800m to	600m to	400m to	200m to	Total or	Margin
4th	3	<b>Biggles (3)</b>	<b>1800m</b>	<b>1600m</b>	<b>1400m</b>	<b>1200m</b>	<b>1000m</b>	<b>800m</b>	<b>600m</b>	<b>400m</b>	<b>200m</b>	<b>WP</b>	<b>Average</b>	
		Position in running (margin)	-	3(3.7)	4(6.3)	4(4.4)	2(1.9)	2(1.9)	2(2.0)	2(0.9)	2(0.8)	3(2.4)		2.40
		Sectional time (s)	12.78	15.38	14.91	14.60	15.38	15.09	14.79	14.57	14.04	13.20		
		Cumulative time (s)	144.74	131.96	116.58	101.67	87.07	71.69	56.60	41.81	27.24	13.20	2:24.74	
		Speed (m/s)	14.08	13.00	13.41	13.70	13.00	13.25	13.52	13.73	14.25	15.15	13.68	
		Stride length (m)	6.51	6.29	6.42	6.72	6.40	6.46	6.62	6.58	6.63	7.09	6.57	
		Stride duration (s)	0.452	0.484	0.479	0.490	0.492	0.488	0.490	0.480	0.466	0.468	0.480	
		Stride efficiency (%)	66.20	61.84	64.39	70.53	63.93	65.22	68.50	67.73	68.78	78.61	67.37	
		Stride count	27.66	31.79	31.16	29.77	31.27	30.96	30.21	30.38	30.15	28.20	301.55	

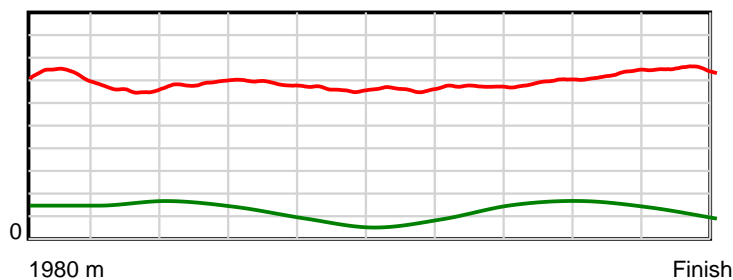
10 m Stride length



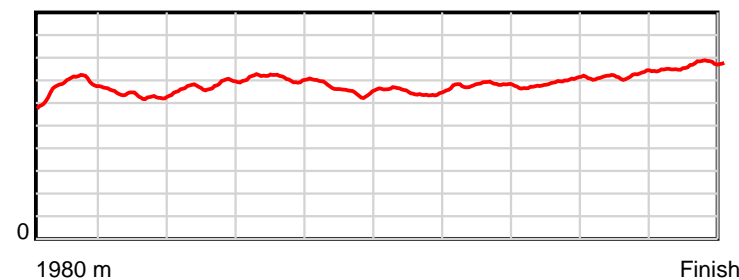
0.6 s Stride duration



20 m/sec Speed



100 % Stride efficiency



Note: Horizontal distance axis grid lines are 200m furlongs.

## Disclaimer.

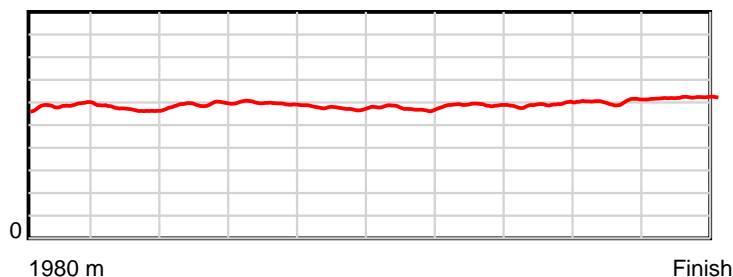
HRNZ and NZMTC and Thoroughbred Ratings Pty Ltd accepts no responsibility for the completeness or accuracy of any of the information contained herein, and makes no representations about its suitability for any particular purpose. Users should make their own judgements about those matters and/or seek independent advice. You assume all risks associated with use of the data provided on this page.

# Race Results

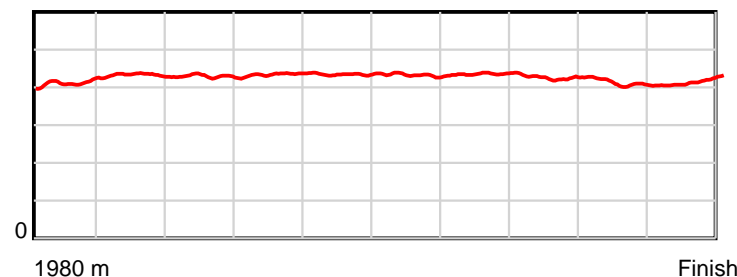
April 04, 2025, Race 4, HAPPY BIRTHDAY LATHER UP MOBILE PACE, Distance 1980m, Addington - Survey 1980m

Result	TAB no.	Horse (Barrier)	1980 to	1800m to	1600m to	1400m to	1200m to	1000m to	800m to	600m to	400m to	200m to	Total or	Margin
5th	5	<b>Molly Belwin (5)</b>	<b>1800m</b>	<b>1600m</b>	<b>1400m</b>	<b>1200m</b>	<b>1000m</b>	<b>800m</b>	<b>600m</b>	<b>400m</b>	<b>200m</b>	<b>WP</b>	<b>Average</b>	
		Position in running (margin)	-	6(5.6)	6(8.5)	6(6.2)	4(3.6)	4(3.4)	4(3.9)	4(2.8)	4(2.7)	5(3.6)		4.20
		Sectional time (s)	12.85	15.43	14.85	14.60	15.34	15.16	14.79	14.58	13.92	13.56		
		Cumulative time (s)	145.08	132.23	116.80	101.95	87.35	72.01	56.85	42.06	27.48	13.56	2:25.08	
		Speed (m/s)	14.00	12.96	13.47	13.70	13.04	13.19	13.52	13.72	14.37	14.75	13.65	
		Stride length (m)	5.81	5.61	5.78	5.95	5.66	5.70	5.89	5.84	5.90	6.13	5.82	
		Stride duration (s)	0.413	0.433	0.429	0.435	0.434	0.432	0.436	0.426	0.411	0.416	0.427	
		Stride efficiency (%)	52.71	49.15	52.18	55.41	50.11	50.81	54.28	53.25	54.39	58.79	53.01	
		Stride count	30.99	35.66	34.61	33.59	35.32	35.08	33.94	34.26	33.90	32.61	339.96	

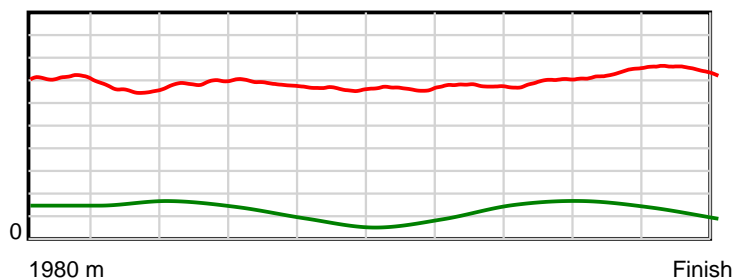
10 m Stride length



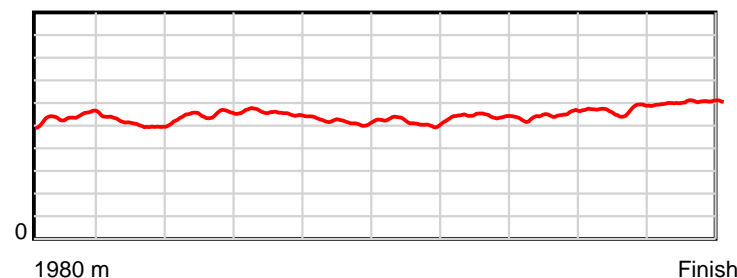
0.6 s Stride duration



20 m/sec Speed



100 % Stride efficiency



Note: Horizontal distance axis grid lines are 200m furlongs.

## Disclaimer.

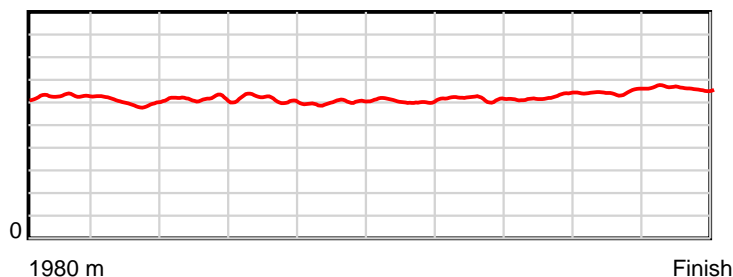
HRNZ and NZMTC and Thoroughbred Ratings Pty Ltd accepts no responsibility for the completeness or accuracy of any of the information contained herein, and makes no representations about its suitability for any particular purpose. Users should make their own judgements about those matters and/or seek independent advice. You assume all risks associated with use of the data provided on this page.

# Race Results

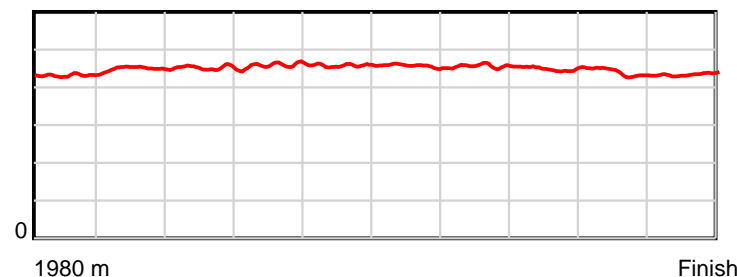
April 04, 2025, Race 4, HAPPY BIRTHDAY LATHER UP MOBILE PACE, Distance 1980m, Addington - Survey 1980m

Result	TAB no.	Horse (Barrier)	1980 to	1800m to	1600m to	1400m to	1200m to	1000m to	800m to	600m to	400m to	200m to	Total or	Margin
6th	8	<b>Classie Linc (0)</b>	<b>1800m</b>	<b>1600m</b>	<b>1400m</b>	<b>1200m</b>	<b>1000m</b>	<b>800m</b>	<b>600m</b>	<b>400m</b>	<b>200m</b>	<b>WP</b>	<b>Average</b>	
		Position in running (margin)	-	7(6.2)	5(8.3)	5(5.9)	7(6.0)	7(5.6)	7(6.0)	7(5.1)	7(5.6)	7(6.2)		5.30
		Sectional time (s)	13.02	15.30	14.82	15.05	15.31	15.14	14.83	14.68	13.87	13.26		
		Cumulative time (s)	145.28	132.26	116.96	102.14	87.09	71.78	56.64	41.81	27.13	13.26	2:25.28	
		Speed (m/s)	13.82	13.07	13.50	13.29	13.06	13.21	13.49	13.62	14.42	15.08	13.63	
		Stride length (m)	6.21	5.88	6.10	6.10	5.98	6.03	6.15	6.12	6.33	6.56	6.14	
		Stride duration (s)	0.432	0.450	0.452	0.459	0.458	0.456	0.456	0.449	0.439	0.435	0.451	
		Stride efficiency (%)	60.27	54.05	58.11	58.15	55.89	56.85	59.10	58.50	62.57	67.34	58.91	
		Stride count	28.98	34.01	32.80	32.79	33.44	33.16	32.52	32.69	31.61	30.47	322.47	

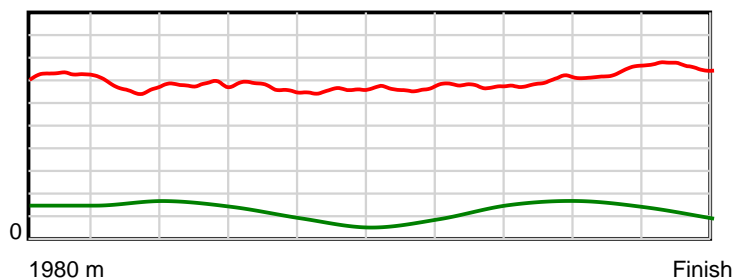
10 m Stride length



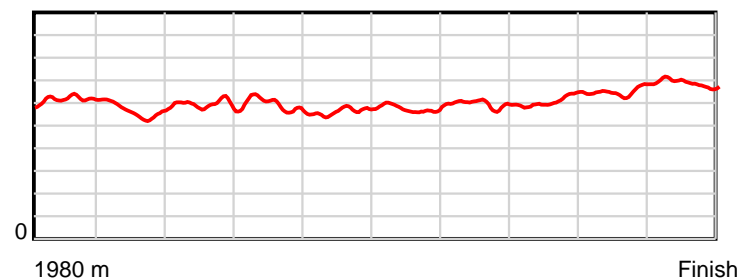
0.6 s Stride duration



20 m/sec Speed



100 % Stride efficiency



Note: Horizontal distance axis grid lines are 200m furlongs.

## Disclaimer.

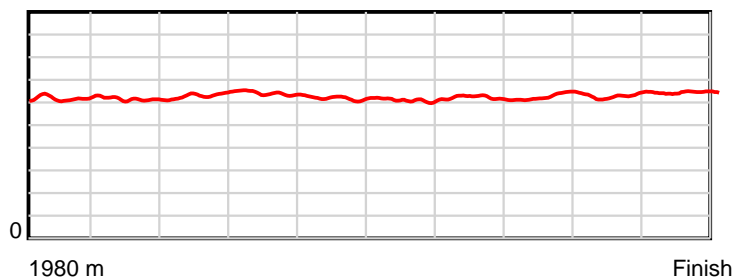
HRNZ and NZMTC and Thoroughbred Ratings Pty Ltd accepts no responsibility for the completeness or accuracy of any of the information contained herein, and makes no representations about its suitability for any particular purpose. Users should make their own judgements about those matters and/or seek independent advice. You assume all risks associated with use of the data provided on this page.

# Race Results

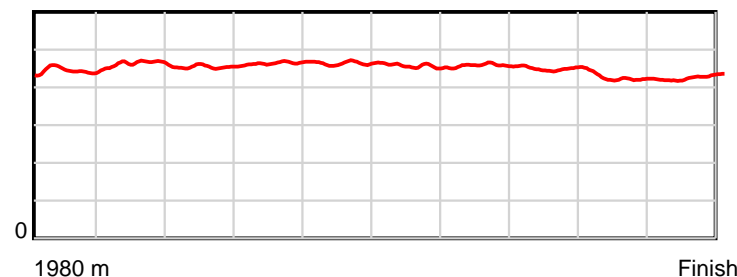
April 04, 2025, Race 4, HAPPY BIRTHDAY LATHER UP MOBILE PACE, Distance 1980m, Addington - Survey 1980m

Result	TAB no.	Horse (Barrier)	1980 to	1800m to	1600m to	1400m to	1200m to	1000m to	800m to	600m to	400m to	200m to	Total or	Margin
7th	6	Mr Cash Man (6)	1800m	1600m	1400m	1200m	1000m	800m	600m	400m	200m	WP	Average	
		Position in running (margin)	-	8(7.6)	7(10.5)	8(7.9)	6(5.4)	6(5.1)	6(5.7)	6(4.6)	6(4.7)	6(5.6)		5.30
		Sectional time (s)	13.35	15.43	14.80	14.61	15.33	15.17	14.79	14.61	13.93	13.26		
		Cumulative time (s)	145.28	131.93	116.50	101.70	87.09	71.76	56.59	41.80	27.19	13.26	2:25.28	
		Speed (m/s)	13.48	12.96	13.51	13.69	13.05	13.18	13.52	13.69	14.36	15.08	13.63	
		Stride length (m)	6.11	6.00	6.13	6.36	6.05	6.01	6.20	6.15	6.08	6.43	6.15	
		Stride duration (s)	0.446	0.463	0.454	0.464	0.464	0.456	0.458	0.449	0.423	0.427	0.451	
		Stride efficiency (%)	58.41	56.27	58.81	63.17	57.18	56.48	60.05	59.01	57.71	64.64	59.09	
		Stride count	29.44	33.33	32.60	31.46	33.06	33.27	32.26	32.55	32.91	31.10	321.98	

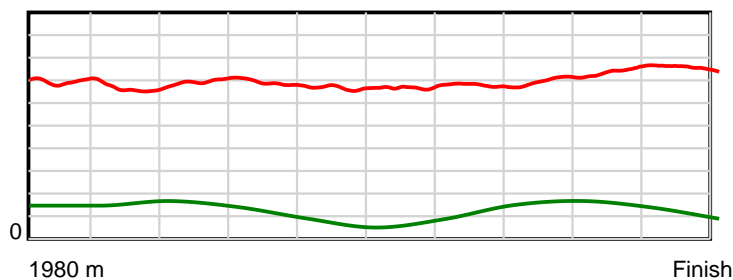
10 m Stride length



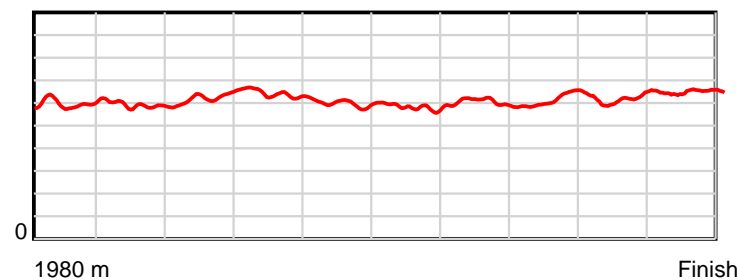
0.6 s Stride duration



20 m/sec Speed



100 % Stride efficiency



Note: Horizontal distance axis grid lines are 200m furlongs.

## Disclaimer.

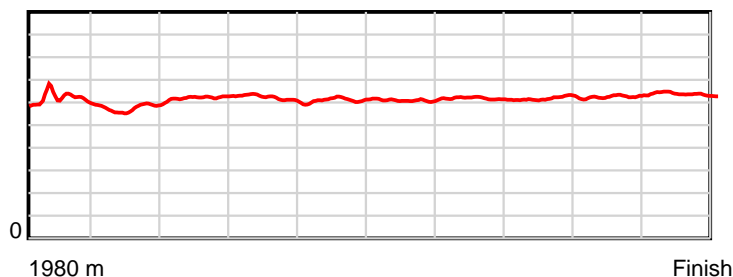
HRNZ and NZMTC and Thoroughbred Ratings Pty Ltd accepts no responsibility for the completeness or accuracy of any of the information contained herein, and makes no representations about its suitability for any particular purpose. Users should make their own judgements about those matters and/or seek independent advice. You assume all risks associated with use of the data provided on this page.

# Race Results

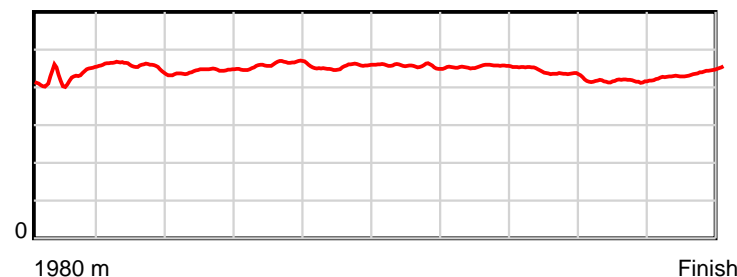
April 04, 2025, Race 4, HAPPY BIRTHDAY LATHER UP MOBILE PACE, Distance 1980m, Addington - Survey 1980m

Result	TAB no.	Horse (Barrier)	1980 to	1800m to	1600m to	1400m to	1200m to	1000m to	800m to	600m to	400m to	200m to	Total or	Margin
8th	4	Light Me Up (4)	1800m	1600m	1400m	1200m	1000m	800m	600m	400m	200m	WP	Average	
		Position in running (margin)	-	5(5.2)	8(12.8)	7(7.8)	8(7.5)	8(6.9)	8(7.7)	8(6.6)	8(6.5)	8(7.7)		10.70
		Sectional time (s)	12.86	16.20	14.40	14.97	15.28	15.21	14.79	14.57	13.97	14.00		
		Cumulative time (s)	146.25	133.39	117.19	102.79	87.82	72.54	57.33	42.54	27.97	14.00	2:26.25	
		Speed (m/s)	13.99	12.35	13.89	13.36	13.09	13.15	13.52	13.73	14.32	14.29	13.54	
		Stride length (m)	6.05	5.64	6.16	6.16	5.95	6.00	6.15	6.02	5.98	6.28	6.03	
		Stride duration (s)	0.429	0.456	0.444	0.461	0.454	0.457	0.455	0.439	0.417	0.440	0.446	
		Stride efficiency (%)	57.17	49.64	59.33	59.32	55.27	56.32	59.13	56.62	55.84	61.64	56.89	
		Stride count	29.76	35.49	32.46	32.46	33.63	33.31	32.51	33.22	33.46	31.85	328.15	

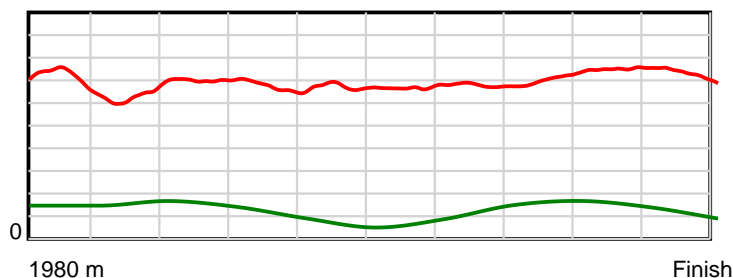
10 m Stride length



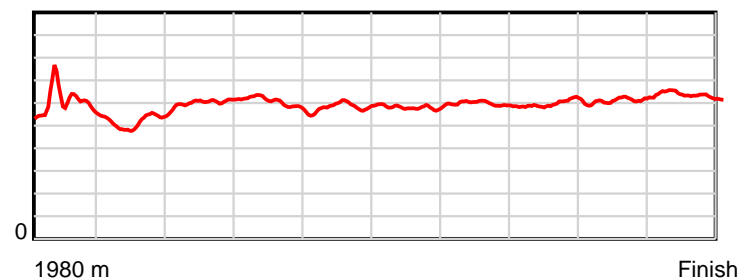
0.6 s Stride duration



20 m/sec Speed



100 % Stride efficiency



Note: Horizontal distance axis grid lines are 200m furlongs.

**Disclaimer.**

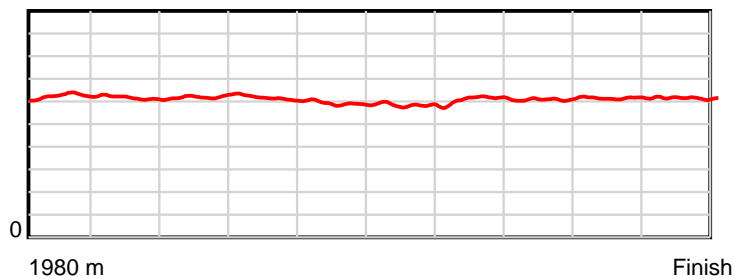
HRNZ and NZMTC and Thoroughbred Ratings Pty Ltd accepts no responsibility for the completeness or accuracy of any of the information contained herein, and makes no representations about its suitability for any particular purpose. Users should make their own judgements about those matters and/or seek independent advice. You assume all risks associated with use of the data provided on this page.

# Race Results

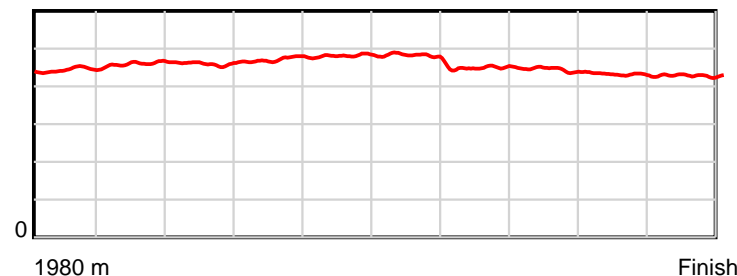
April 04, 2025, Race 5, XCM SPORT MOBILE TROT, Distance 1980m, Addington - Survey 1980m

Result	TAB no.	Horse (Barrier)	1980 to	1800m to	1600m to	1400m to	1200m to	1000m to	800m to	600m to	400m to	200m to	Total or	Margin
1st	11	<b>Forgiveness (1)</b>	<b>1800m</b>	<b>1600m</b>	<b>1400m</b>	<b>1200m</b>	<b>1000m</b>	<b>800m</b>	<b>600m</b>	<b>400m</b>	<b>200m</b>	<b>WP</b>	<b>Average</b>	
		Position in running (margin)	-	8(6.3)	8(9.2)	9(9.7)	8(8.1)	8(7.4)	8(7.2)	3(1.0)	3(1.8)	1(0.0)		0.00
		Sectional time (s)	13.59	15.07	15.13	15.26	16.56	16.71	14.68	14.78	14.34	13.92		
		Cumulative time (s)	150.04	136.45	121.38	106.25	90.99	74.43	57.72	43.04	28.26	13.92	2:30.04	
		Speed (m/s)	13.25	13.27	13.22	13.11	12.08	11.97	13.62	13.53	13.95	14.37	13.20	
		Stride length (m)	6.17	6.11	6.08	6.18	5.81	5.74	6.12	6.01	6.01	6.16	6.03	
		Stride duration (s)	0.444	0.460	0.460	0.472	0.481	0.479	0.449	0.444	0.431	0.428	0.457	
		Stride efficiency (%)	59.48	58.33	57.85	59.73	52.75	51.41	58.50	56.45	56.43	59.22	56.88	
		Stride count	29.18	32.74	32.87	32.35	34.42	34.87	32.69	33.28	33.28	32.49	328.17	

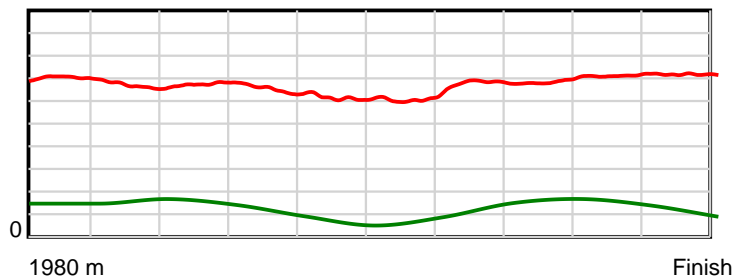
10 m Stride length



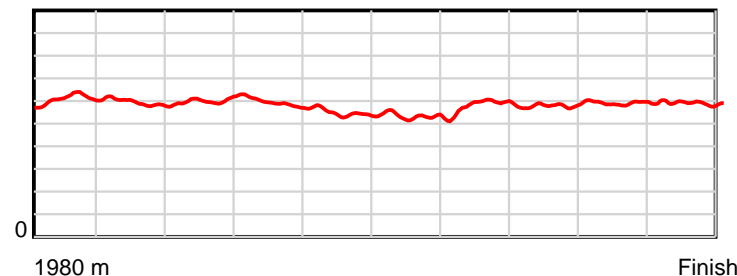
0.6 s Stride duration



20 m/sec Speed



100 % Stride efficiency



Note: Horizontal distance axis grid lines are 200m furlongs.

## Disclaimer.

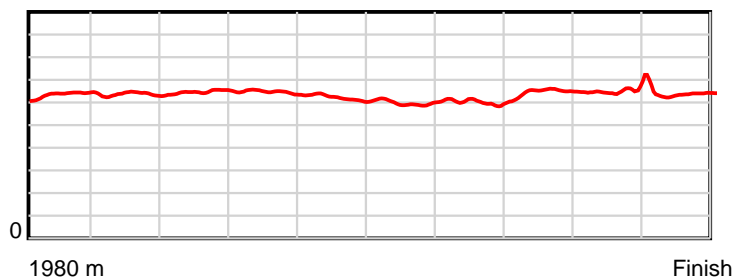
HRNZ and NZMTC and Thoroughbred Ratings Pty Ltd accepts no responsibility for the completeness or accuracy of any of the information contained herein, and makes no representations about its suitability for any particular purpose. Users should make their own judgements about those matters and/or seek independent advice. You assume all risks associated with use of the data provided on this page.

# Race Results

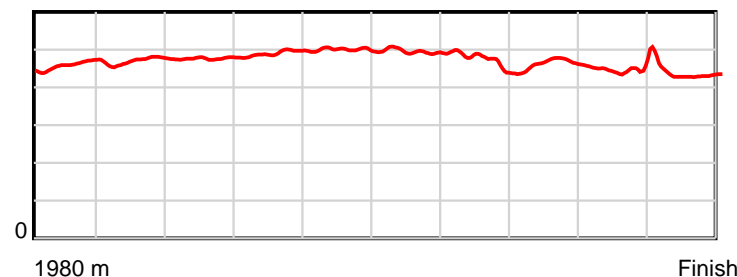
April 04, 2025, Race 5, XCM SPORT MOBILE TROT, Distance 1980m, Addington - Survey 1980m

Result	TAB no.	Horse (Barrier)	1980 to	1800m to	1600m to	1400m to	1200m to	1000m to	800m to	600m to	400m to	200m to	Total or	Margin
2nd	9	<b>Frazzled (9)</b>	<b>1800m</b>	<b>1600m</b>	<b>1400m</b>	<b>1200m</b>	<b>1000m</b>	<b>800m</b>	<b>600m</b>	<b>400m</b>	<b>200m</b>	<b>WP</b>	<b>Average</b>	
		Position in running (margin)	-	6(4.6)	7(7.0)	7(7.9)	7(6.4)	6(5.9)	6(4.4)	6(3.9)	6(4.0)	4(2.2)		0.50
		Sectional time (s)	13.23	14.99	15.21	15.26	16.60	16.49	15.64	14.66	14.34	13.67		
		Cumulative time (s)	150.09	136.86	121.87	106.66	91.40	74.80	58.31	42.67	28.01	13.67	2:30.09	
		Speed (m/s)	13.61	13.34	13.15	13.11	12.05	12.13	12.79	13.64	13.95	14.63	13.19	
		Stride length (m)	6.31	6.27	6.27	6.43	6.02	6.01	6.02	6.32	6.29	6.33	6.22	
		Stride duration (s)	0.460	0.470	0.477	0.491	0.500	0.495	0.471	0.463	0.451	0.432	0.472	
		Stride efficiency (%)	62.31	61.42	61.40	64.67	56.68	56.38	56.71	62.41	61.87	62.57	60.52	
		Stride count	28.50	31.90	31.91	31.09	33.21	33.30	33.20	31.65	31.79	31.61	318.16	

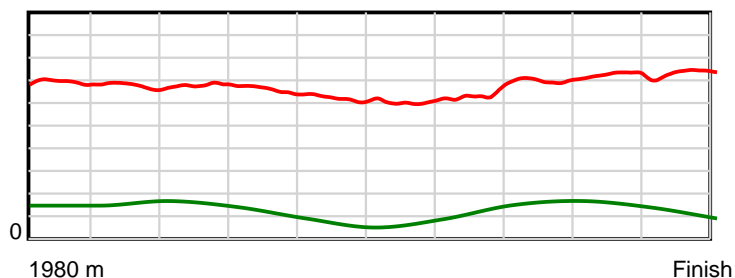
10 m Stride length



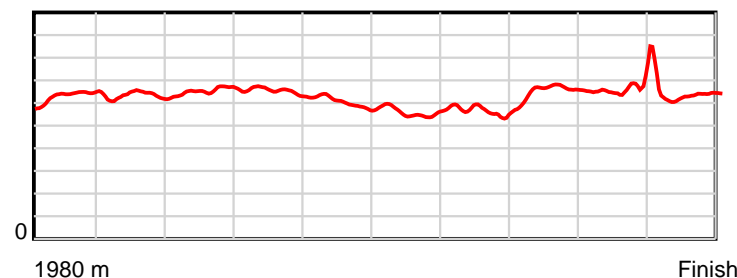
0.6 s Stride duration



20 m/sec Speed



100 % Stride efficiency



Note: Horizontal distance axis grid lines are 200m furlongs.

**Disclaimer.**

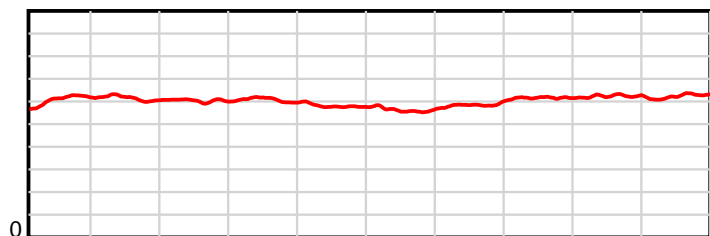
HRNZ and NZMTC and Thoroughbred Ratings Pty Ltd accepts no responsibility for the completeness or accuracy of any of the information contained herein, and makes no representations about its suitability for any particular purpose. Users should make their own judgements about those matters and/or seek independent advice. You assume all risks associated with use of the data provided on this page.

# Race Results

April 04, 2025, Race 5, XCM SPORT MOBILE TROT, Distance 1980m, Addington - Survey 1980m

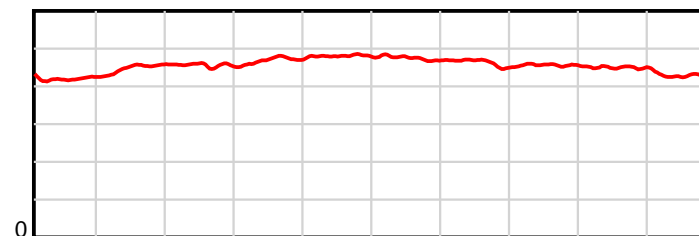
Result	TAB no.	Horse (Barrier)	1980 to	1800m to	1600m to	1400m to	1200m to	1000m to	800m to	600m to	400m to	200m to	Total or	Margin
3rd	5	Judy J (6)	1800m	1600m	1400m	1200m	1000m	800m	600m	400m	200m	WP	Average	
		Position in running (margin)	-	1(0.0)	1(0.0)	2(2.1)	3(2.0)	3(2.4)	3(1.5)	4(1.5)	4(2.2)	3(2.0)		1.30
		Sectional time (s)	12.51	14.58	15.40	15.50	16.75	16.59	15.72	14.76	14.61	13.84		
		Cumulative time (s)	150.26	137.75	123.17	107.77	92.27	75.52	58.93	43.21	28.45	13.84	2:30.26	
		Speed (m/s)	14.39	13.72	12.99	12.90	11.94	12.06	12.72	13.55	13.69	14.45	13.18	
		Stride length (m)	6.07	6.16	5.92	6.06	5.74	5.73	5.88	6.18	6.16	6.22	6.00	
		Stride duration (s)	0.419	0.449	0.456	0.470	0.480	0.475	0.463	0.456	0.450	0.431	0.456	
		Stride efficiency (%)	57.49	59.28	54.78	57.43	51.41	51.23	54.08	59.62	59.23	60.50	56.35	
		Stride count	29.68	32.47	33.78	32.99	34.87	34.93	34.00	32.38	32.49	32.14	329.73	

10 m Stride length



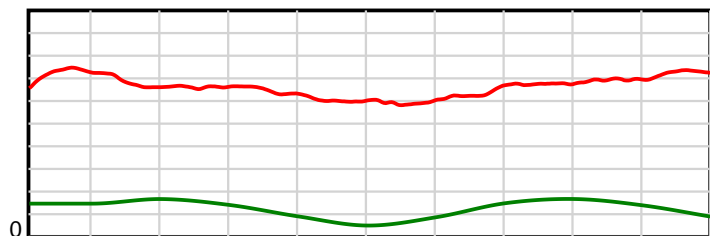
1980 m Finish

0.6 s Stride duration



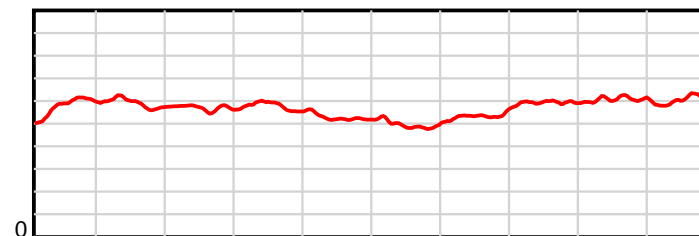
1980 m Finish

20 m/sec Speed



1980 m Finish

100 % Stride efficiency



1980 m Finish

Note: Horizontal distance axis grid lines are 200m furlongs.

## Disclaimer.

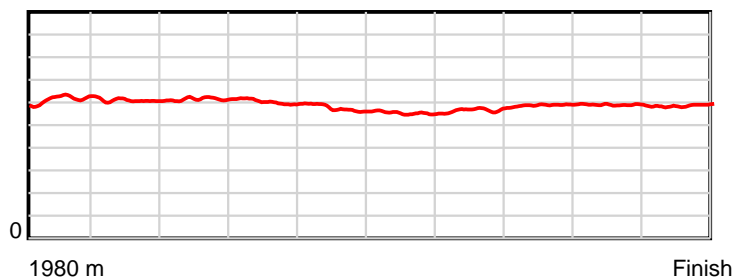
HRNZ and NZMTC and Thoroughbred Ratings Pty Ltd accepts no responsibility for the completeness or accuracy of any of the information contained herein, and makes no representations about its suitability for any particular purpose. Users should make their own judgements about those matters and/or seek independent advice. You assume all risks associated with use of the data provided on this page.

# Race Results

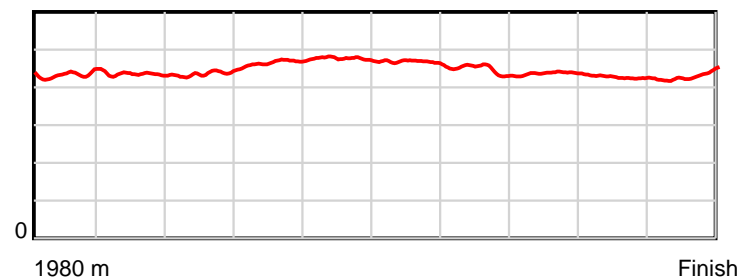
April 04, 2025, Race 5, XCM SPORT MOBILE TROT, Distance 1980m, Addington - Survey 1980m

Result	TAB no.	Horse (Barrier)	1980 to	1800m to	1600m to	1400m to	1200m to	1000m to	800m to	600m to	400m to	200m to	Total or	Margin
4th	6	Markthewarrior (7)	1800m	1600m	1400m	1200m	1000m	800m	600m	400m	200m	WP	Average	
		Position in running (margin)	-	3(2.6)	3(2.7)	1(0.0)	1(0.0)	1(0.0)	1(0.0)	1(0.0)	1(0.0)	2(0.3)		4.90
		Sectional time (s)	12.95	14.59	14.61	15.51	16.68	16.74	15.71	14.65	14.69	14.78		
		Cumulative time (s)	150.91	137.96	123.37	108.76	93.25	76.57	59.83	44.12	29.47	14.78	2:30.91	
		Speed (m/s)	13.90	13.71	13.69	12.89	11.99	11.95	12.73	13.65	13.61	13.53	13.12	
		Stride length (m)	6.09	5.97	5.98	6.02	5.70	5.58	5.68	5.97	5.82	5.82	5.86	
		Stride duration (s)	0.434	0.435	0.437	0.467	0.476	0.467	0.446	0.437	0.427	0.431	0.446	
		Stride efficiency (%)	58.00	55.62	55.82	56.64	50.82	48.70	50.46	55.67	52.85	53.01	53.60	
		Stride count	29.55	33.52	33.46	33.22	35.07	35.83	35.20	33.51	34.39	34.34	338.09	

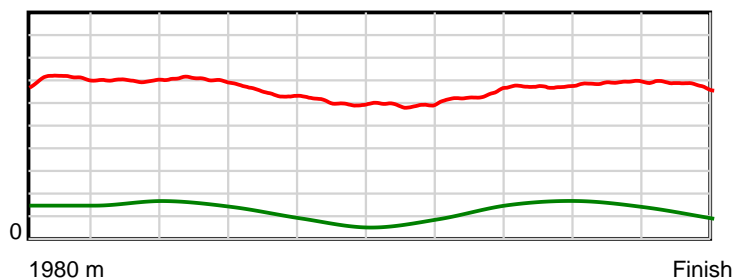
10 m Stride length



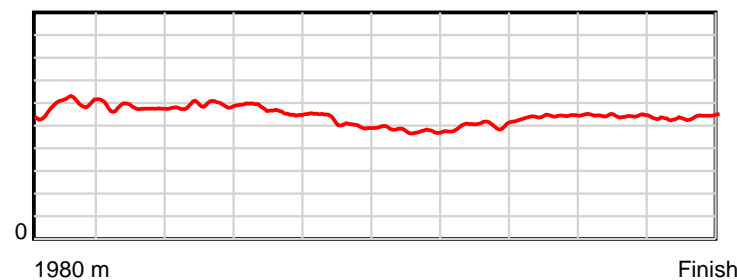
0.6 s Stride duration



20 m/sec Speed



100 % Stride efficiency



Note: Horizontal distance axis grid lines are 200m furlongs.

**Disclaimer.**

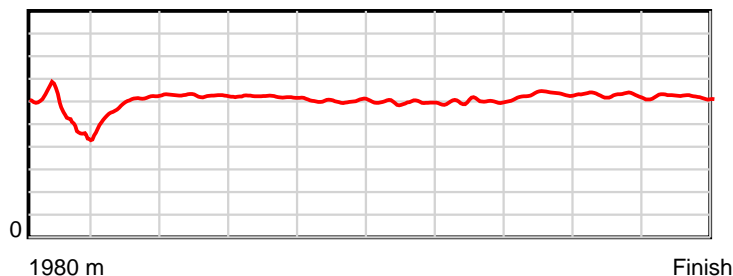
HRNZ and NZMTC and Thoroughbred Ratings Pty Ltd accepts no responsibility for the completeness or accuracy of any of the information contained herein, and makes no representations about its suitability for any particular purpose. Users should make their own judgements about those matters and/or seek independent advice. You assume all risks associated with use of the data provided on this page.

# Race Results

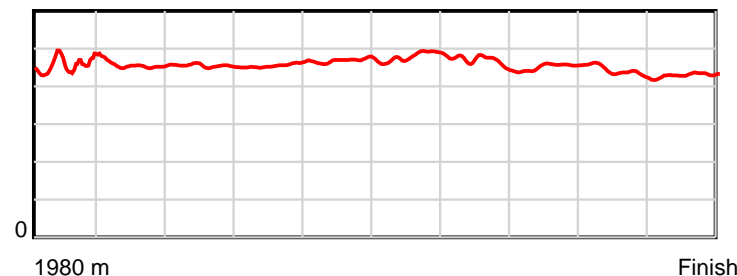
April 04, 2025, Race 5, XCM SPORT MOBILE TROT, Distance 1980m, Addington - Survey 1980m

Result	TAB no.	Horse (Barrier)	1980 to	1800m to	1600m to	1400m to	1200m to	1000m to	800m to	600m to	400m to	200m to	Total or	Margin
5th	10	<b>Dash Dosh (0)</b>	<b>1800m</b>	<b>1600m</b>	<b>1400m</b>	<b>1200m</b>	<b>1000m</b>	<b>800m</b>	<b>600m</b>	<b>400m</b>	<b>200m</b>	<b>WP</b>	<b>Average</b>	
		Position in running (margin)	-	10(21.9)	10(28.3)	10(26.2)	10(21.0)	10(15.2)	10(10.0)	10(8.7)	9(7.6)	7(6.3)		5.30
		Sectional time (s)	16.15	15.65	14.71	14.64	15.71	15.88	15.49	14.47	14.43	13.86		
		Cumulative time (s)	150.99	134.84	119.19	104.48	89.84	74.13	58.25	42.76	28.29	13.86	2:30.99	
		Speed (m/s)	11.15	12.78	13.60	13.66	12.73	12.59	12.91	13.82	13.86	14.43	13.11	
		Stride length (m)	5.11	5.83	6.18	6.23	5.96	6.04	6.02	6.25	6.07	6.21	5.98	
		Stride duration (s)	0.445	0.456	0.454	0.456	0.468	0.480	0.466	0.452	0.438	0.431	0.456	
		Stride efficiency (%)	40.78	53.10	59.60	60.68	55.55	57.06	56.58	61.05	57.65	60.34	55.91	
		Stride count	35.23	34.31	32.39	32.10	33.54	33.10	33.24	32.00	32.93	32.19	331.03	

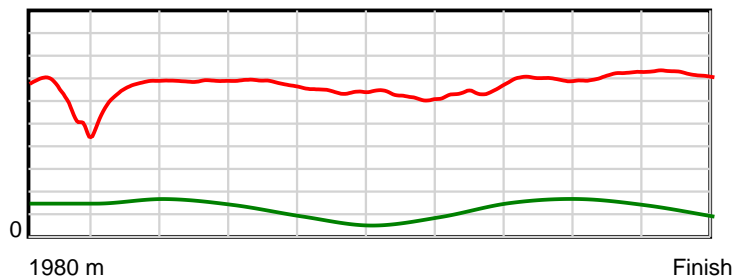
10 m Stride length



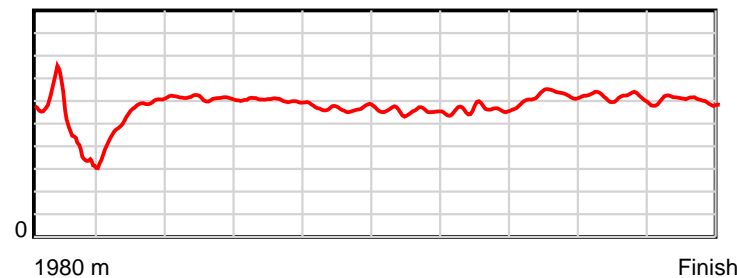
0.6 s Stride duration



20 m/sec Speed



100 % Stride efficiency



Note: Horizontal distance axis grid lines are 200m furlongs.

## Disclaimer.

HRNZ and NZMTC and Thoroughbred Ratings Pty Ltd accepts no responsibility for the completeness or accuracy of any of the information contained herein, and makes no representations about its suitability for any particular purpose. Users should make their own judgements about those matters and/or seek independent advice. You assume all risks associated with use of the data provided on this page.

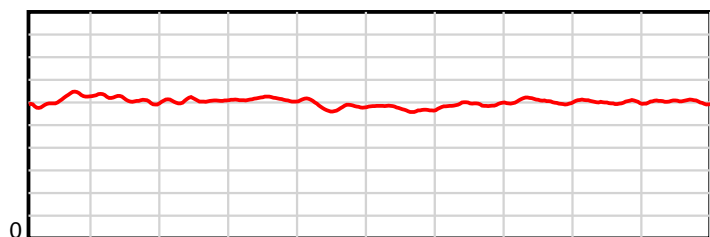


# Race Results

April 04, 2025, Race 5, XCM SPORT MOBILE TROT, Distance 1980m, Addington - Survey 1980m

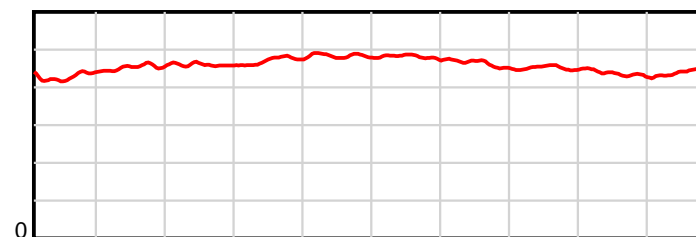
Result	TAB no.	Horse (Barrier)	1980 to	1800m to	1600m to	1400m to	1200m to	1000m to	800m to	600m to	400m to	200m to	Total or	Margin
6th	3	Spanish Prince... (4)	1800m	1600m	1400m	1200m	1000m	800m	600m	400m	200m	WP	Average	
		Position in running (margin)	-	4(2.8)	4(2.9)	4(3.6)	4(3.2)	5(4.2)	5(4.2)	7(4.3)	7(5.1)	6(4.4)		9.00
		Sectional time (s)	12.86	14.61	15.17	15.45	16.84	16.74	15.73	14.78	14.53	14.95		
		Cumulative time (s)	151.66	138.80	124.19	109.02	93.57	76.73	59.99	44.26	29.48	14.95	2:31.66	
		Speed (m/s)	14.00	13.69	13.18	12.94	11.88	11.95	12.71	13.53	13.76	13.38	13.06	
		Stride length (m)	6.02	6.21	6.06	6.10	5.75	5.74	5.88	6.11	6.00	5.96	5.98	
		Stride duration (s)	0.428	0.453	0.460	0.471	0.484	0.481	0.463	0.451	0.436	0.445	0.458	
		Stride efficiency (%)	56.59	60.19	57.42	58.14	51.59	51.56	54.12	58.25	56.19	55.47	55.84	
		Stride count	29.91	32.23	32.99	32.79	34.81	34.82	33.99	32.76	33.35	33.57	331.22	

10 m Stride length



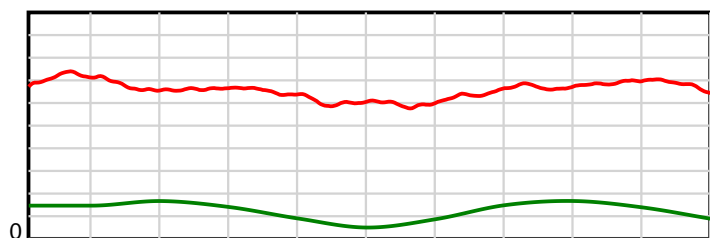
1980 m Finish

0.6 s Stride duration



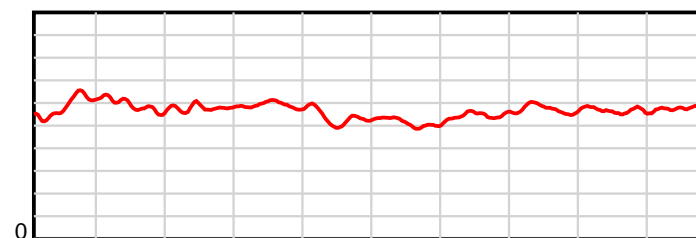
1980 m Finish

20 m/sec Speed



1980 m Finish

100 % Stride efficiency



1980 m Finish

Note: Horizontal distance axis grid lines are 200m furlongs.

## Disclaimer.

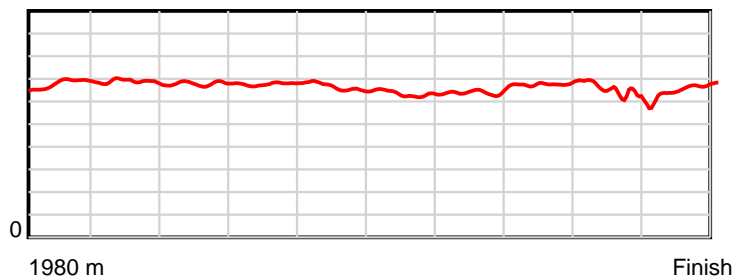
HRNZ and NZMTC and Thoroughbred Ratings Pty Ltd accepts no responsibility for the completeness or accuracy of any of the information contained herein, and makes no representations about its suitability for any particular purpose. Users should make their own judgements about those matters and/or seek independent advice. You assume all risks associated with use of the data provided on this page.

# Race Results

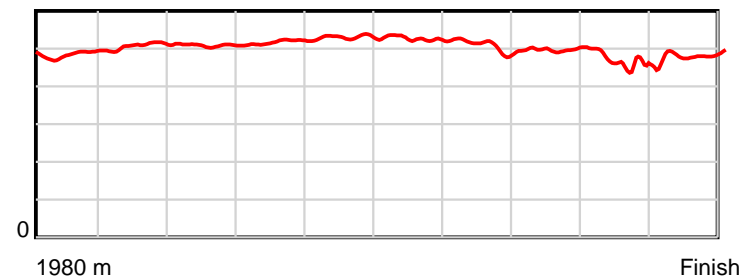
April 04, 2025, Race 5, XCM SPORT MOBILE TROT, Distance 1980m, Addington - Survey 1980m

Result	TAB no.	Horse (Barrier)	1980 to	1800m to	1600m to	1400m to	1200m to	1000m to	800m to	600m to	400m to	200m to	Total or	Margin
7th	4	<b>Paramount Lady (5)</b>	<b>1800m</b>	<b>1600m</b>	<b>1400m</b>	<b>1200m</b>	<b>1000m</b>	<b>800m</b>	<b>600m</b>	<b>400m</b>	<b>200m</b>	<b>WP</b>	<b>Average</b>	
		Position in running (margin)	-	5(2.8)	5(5.4)	5(6.0)	5(4.2)	4(3.7)	4(3.0)	5(2.5)	5(3.9)	8(6.9)		9.30
		Sectional time (s)	13.07	15.02	15.15	15.21	16.59	16.64	15.62	14.88	15.14	14.39		
		Cumulative time (s)	151.71	138.64	123.62	108.47	93.26	76.67	60.03	44.41	29.53	14.39	2:31.71	
		Speed (m/s)	13.78	13.32	13.20	13.15	12.06	12.02	12.80	13.44	13.21	13.90	13.05	
		Stride length (m)	6.78	6.75	6.72	6.81	6.39	6.33	6.49	6.68	6.03	6.74	6.56	
		Stride duration (s)	0.483	0.507	0.509	0.518	0.530	0.527	0.507	0.497	0.457	0.485	0.503	
		Stride efficiency (%)	71.73	71.28	70.58	72.39	63.72	62.63	65.83	69.82	56.83	70.88	67.25	
		Stride count	26.57	29.61	29.76	29.38	31.32	31.59	30.81	29.92	33.17	29.70	301.83	

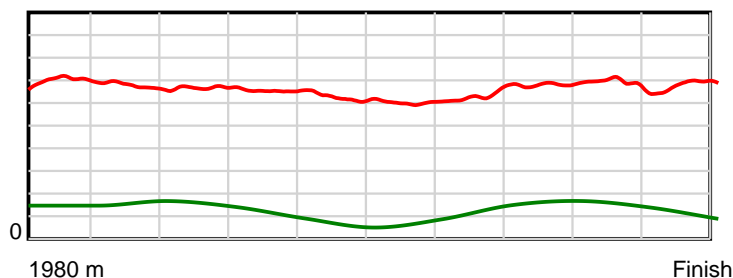
10 m Stride length



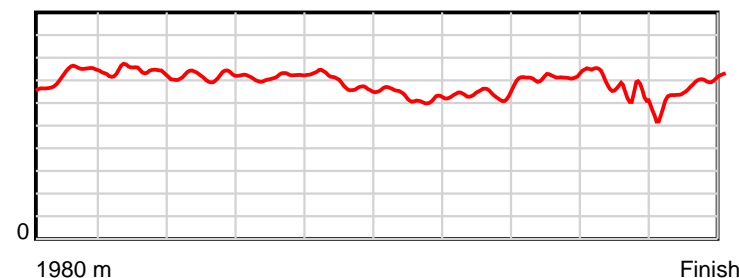
0.6 s Stride duration



20 m/sec Speed



100 % Stride efficiency



Note: Horizontal distance axis grid lines are 200m furlongs.

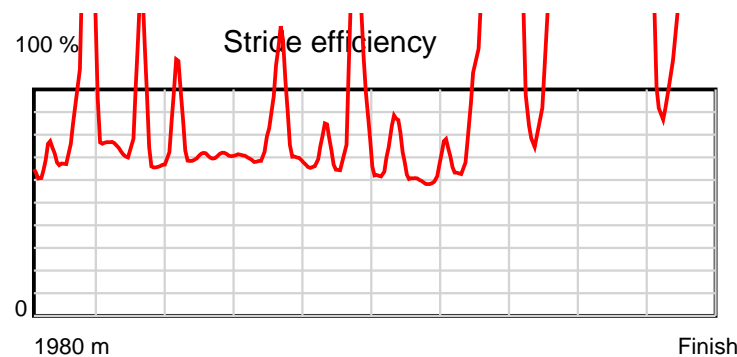
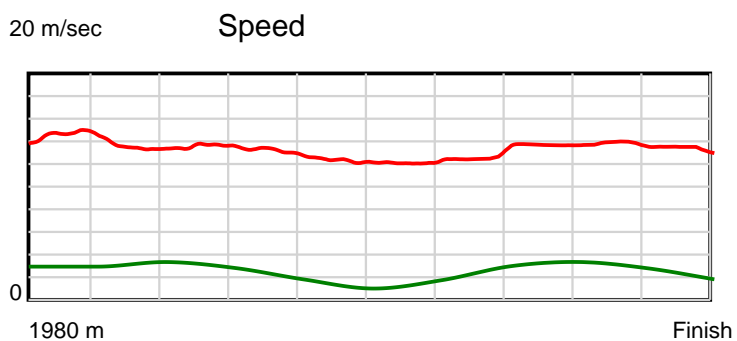
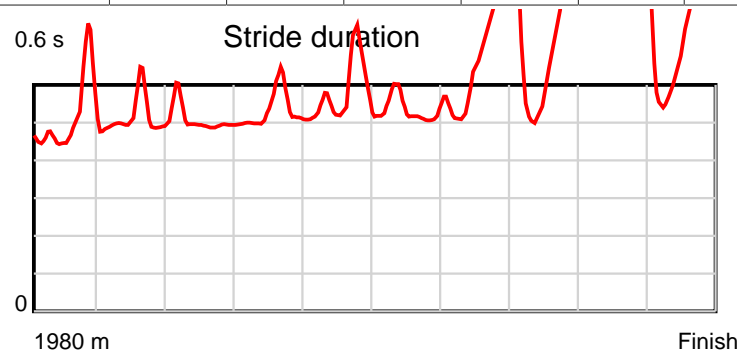
## Disclaimer.

HRNZ and NZMTC and Thoroughbred Ratings Pty Ltd accepts no responsibility for the completeness or accuracy of any of the information contained herein, and makes no representations about its suitability for any particular purpose. Users should make their own judgements about those matters and/or seek independent advice. You assume all risks associated with use of the data provided on this page.

# Race Results

April 04, 2025, Race 5, XCM SPORT MOBILE TROT, Distance 1980m, Addington - Survey 1980m

Result	TAB no.	Horse (Barrier)	1980 to	1800m to	1600m to	1400m to	1200m to	1000m to	800m to	600m to	400m to	200m to	Total or	Margin
8th	8	<b>Brianna (8)</b>	<b>1800m</b>	<b>1600m</b>	<b>1400m</b>	<b>1200m</b>	<b>1000m</b>	<b>800m</b>	<b>600m</b>	<b>400m</b>	<b>200m</b>	<b>WP</b>	<b>Average</b>	
		Position in running (margin)	-	2(0.3)	2(2.2)	3(3.0)	2(1.1)	2(1.1)	2(1.1)	2(0.4)	2(0.9)	5(2.8)		10.40
		Sectional time (s)	12.49	14.90	15.19	15.20	16.67	16.76	15.59	14.72	14.96	15.44		
		Cumulative time (s)	151.92	139.43	124.53	109.34	94.14	77.47	60.71	45.12	30.40	15.44	2:31.92	
		Speed (m/s)	14.42	13.42	13.17	13.16	12.00	11.93	12.83	13.59	13.37	12.95	13.03	
		Stride length (m)	6.98	6.73	6.61	6.86	6.48	6.34	8.52	10.86	10.14	10.34	7.67	
		Stride duration (s)	0.484	0.501	0.502	0.521	0.540	0.531	0.664	0.799	0.759	0.798	0.588	
		Stride efficiency (%)	76.13	70.77	68.31	73.50	65.62	62.85	113.44	184.26	160.73	166.92	91.84	
		Stride count	25.79	29.72	30.25	29.16	30.86	31.54	23.47	18.42	19.72	19.35	258.28	



Note: Horizontal distance axis grid lines are 200m furlongs.

**Disclaimer.**

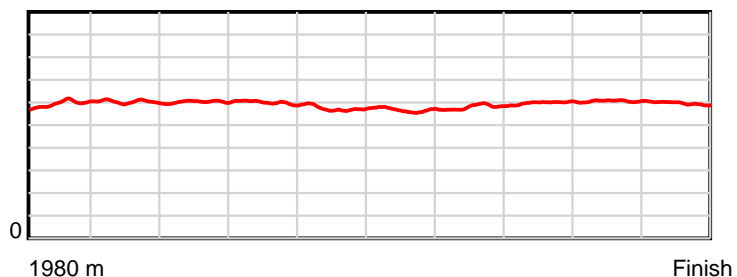
HRNZ and NZMTC and Thoroughbred Ratings Pty Ltd accepts no responsibility for the completeness or accuracy of any of the information contained herein, and makes no representations about its suitability for any particular purpose. Users should make their own judgements about those matters and/or seek independent advice. You assume all risks associated with use of the data provided on this page.

# Race Results

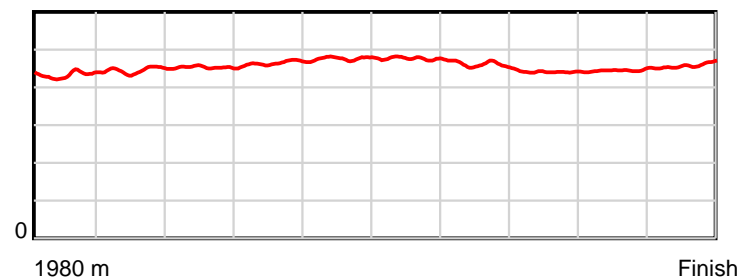
April 04, 2025, Race 5, XCM SPORT MOBILE TROT, Distance 1980m, Addington - Survey 1980m

Result	TAB no.	Horse (Barrier)	1980 to	1800m to	1600m to	1400m to	1200m to	1000m to	800m to	600m to	400m to	200m to	Total or	Margin
9th	2	<b>Massive Merc (3)</b>	<b>1800m</b>	<b>1600m</b>	<b>1400m</b>	<b>1200m</b>	<b>1000m</b>	<b>800m</b>	<b>600m</b>	<b>400m</b>	<b>200m</b>	<b>WP</b>	<b>Average</b>	
		Position in running (margin)	-	7(5.6)	6(6.4)	6(6.4)	7(6.6)	7(6.7)	9(8.0)	10(7.9)	10(8.8)			16.60
		Sectional time (s)	13.57	14.73	15.05	15.51	16.73	16.75	15.93	14.62	14.80	15.33		
		Cumulative time (s)	153.02	139.45	124.72	109.67	94.16	77.43	60.68	44.75	30.13	15.33	2:33.02	
		Speed (m/s)	13.27	13.58	13.29	12.89	11.95	11.94	12.55	13.68	13.51	13.05	12.94	
		Stride length (m)	5.88	6.05	6.02	5.99	5.70	5.68	5.78	6.03	6.02	5.99	5.91	
		Stride duration (s)	0.433	0.445	0.453	0.465	0.477	0.476	0.461	0.440	0.445	0.459	0.457	
		Stride efficiency (%)	54.00	57.15	56.63	56.16	50.73	50.50	52.26	56.74	56.55	55.98	54.60	
		Stride count	30.62	33.07	33.22	33.36	35.10	35.18	34.58	33.19	33.25	33.41	334.98	

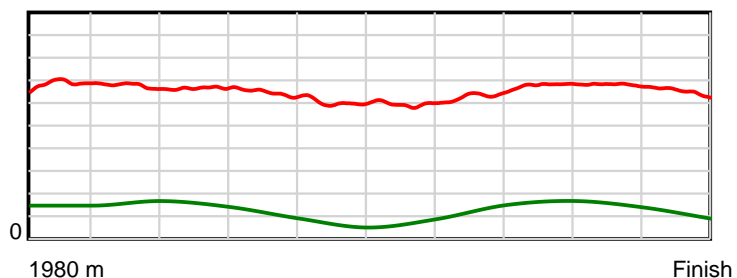
10 m Stride length



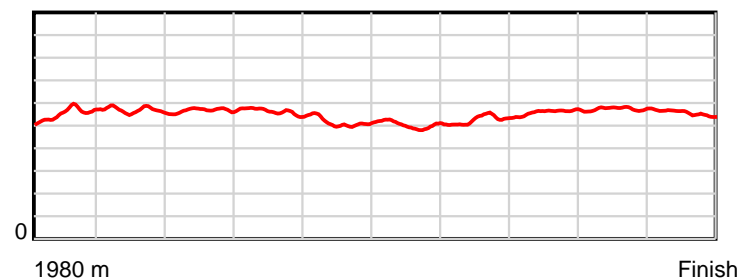
0.6 s Stride duration



20 m/sec Speed



100 % Stride efficiency



Note: Horizontal distance axis grid lines are 200m furlongs.

**Disclaimer.**

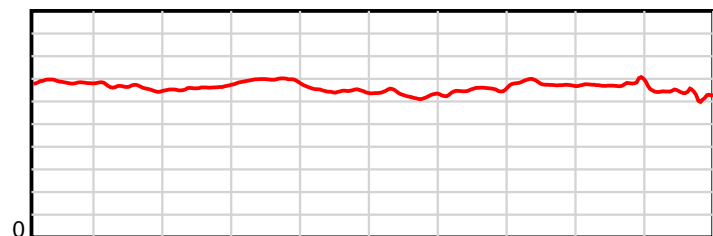
HRNZ and NZMTC and Thoroughbred Ratings Pty Ltd accepts no responsibility for the completeness or accuracy of any of the information contained herein, and makes no representations about its suitability for any particular purpose. Users should make their own judgements about those matters and/or seek independent advice. You assume all risks associated with use of the data provided on this page.

# Race Results

April 04, 2025, Race 5, XCM SPORT MOBILE TROT, Distance 1980m, Addington - Survey 1980m

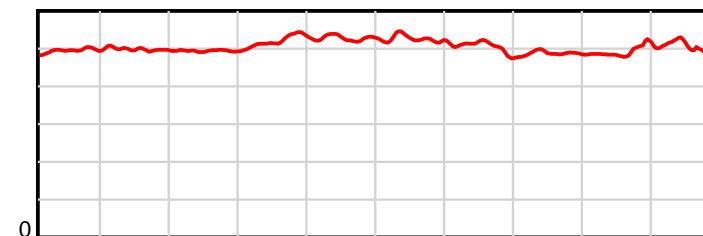
Result	TAB no.	Horse (Barrier)	1980 to	1800m to	1600m to	1400m to	1200m to	1000m to	800m to	600m to	400m to	200m to	Total or	Margin
10th	1	<b>Peaknmonkey (2)</b>	<b>1800m</b>	<b>1600m</b>	<b>1400m</b>	<b>1200m</b>	<b>1000m</b>	<b>800m</b>	<b>600m</b>	<b>400m</b>	<b>200m</b>	<b>WP</b>	<b>Average</b>	
		Position in running (margin)	-	9(8.3)	9(10.9)	8(9.3)	9(8.7)	9(8.2)	9(8.5)	8(5.9)	8(6.7)	9(8.2)		20.00
		Sectional time (s)	13.84	15.03	14.79	15.41	16.59	16.80	15.28	14.78	14.90	16.22		
		Cumulative time (s)	153.64	139.80	124.77	109.98	94.57	77.98	61.18	45.90	31.12	16.22	2:33.64	
		Speed (m/s)	13.01	13.31	13.52	12.98	12.06	11.90	13.09	13.53	13.42	12.33	12.89	
		Stride length (m)	6.76	6.63	6.68	6.78	6.36	6.26	6.58	6.60	6.61	6.28	6.55	
		Stride duration (s)	0.496	0.498	0.494	0.522	0.528	0.526	0.502	0.488	0.493	0.510	0.508	
		Stride efficiency (%)	71.50	68.74	69.75	71.77	63.28	61.18	67.61	68.13	68.34	61.68	67.00	
		Stride count	26.61	30.16	29.94	29.51	31.43	31.96	30.41	30.29	30.24	31.83	302.38	

10 m Stride length



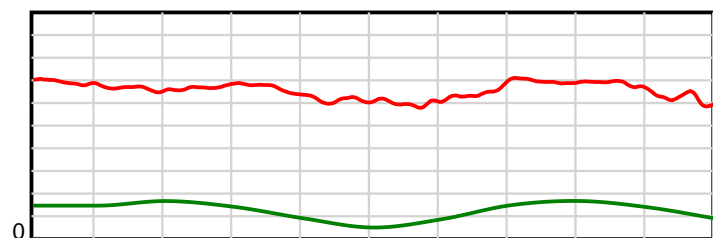
1980 m Finish

0.6 s Stride duration



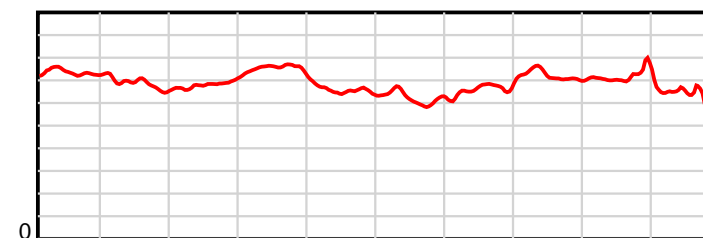
1980 m Finish

20 m/sec Speed



1980 m Finish

100 % Stride efficiency



1980 m Finish

Note: Horizontal distance axis grid lines are 200m furlongs.

## Disclaimer.

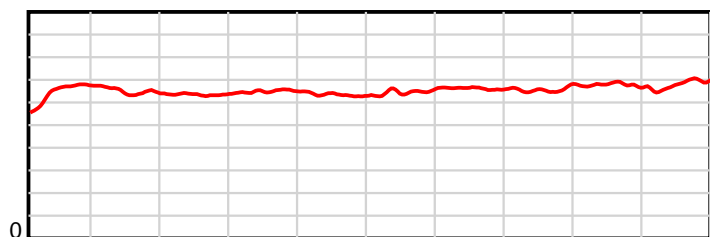
HRNZ and NZMTC and Thoroughbred Ratings Pty Ltd accepts no responsibility for the completeness or accuracy of any of the information contained herein, and makes no representations about its suitability for any particular purpose. Users should make their own judgements about those matters and/or seek independent advice. You assume all risks associated with use of the data provided on this page.

# Race Results

April 04, 2025, Race 6, TRADE ME PROPERTY MOBILE PACE, Distance 1980m, Addington - Survey 1980m

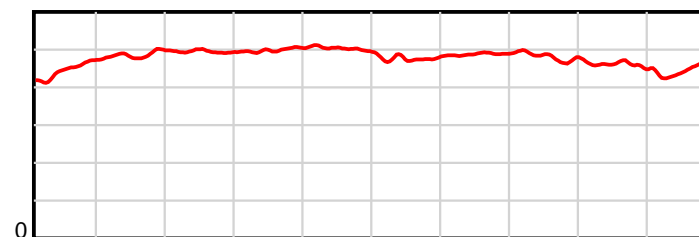
Result	TAB no.	Horse (Barrier)	1980 to	1800m to	1600m to	1400m to	1200m to	1000m to	800m to	600m to	400m to	200m to	Total or	Margin
1st	1	Arthur Shelby (1)	1800m	1600m	1400m	1200m	1000m	800m	600m	400m	200m	WP	Average	
		Position in running (margin)	-	2(2.0)	2(2.1)	2(2.6)	2(2.5)	2(2.0)	2(1.3)	2(1.7)	3(1.9)	3(2.2)		0.00
		Sectional time (s)	12.70	15.29	15.88	15.56	16.06	14.79	14.85	14.80	13.76	13.35		
		Cumulative time (s)	147.04	134.34	119.05	103.17	87.61	71.55	56.76	41.91	27.11	13.35	2:27.04	
		Speed (m/s)	14.18	13.08	12.59	12.85	12.45	13.52	13.47	13.51	14.53	14.98	13.47	
		Stride length (m)	6.45	6.38	6.23	6.42	6.25	6.44	6.57	6.50	6.68	6.74	6.46	
		Stride duration (s)	0.448	0.488	0.494	0.499	0.502	0.476	0.488	0.481	0.460	0.450	0.480	
		Stride efficiency (%)	64.95	63.61	60.60	64.39	61.04	64.79	67.54	65.94	69.74	70.95	65.24	
		Stride count	27.92	31.35	32.12	31.16	32.00	31.06	30.42	30.79	29.94	29.68	306.44	

10 m Stride length



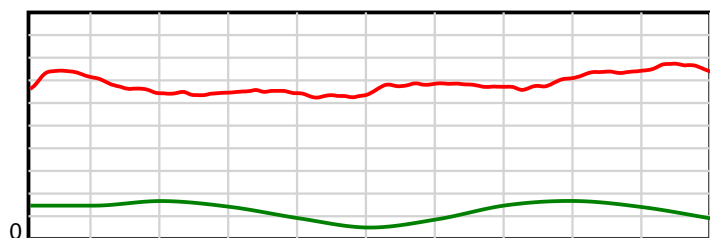
1980 m Finish

0.6 s Stride duration



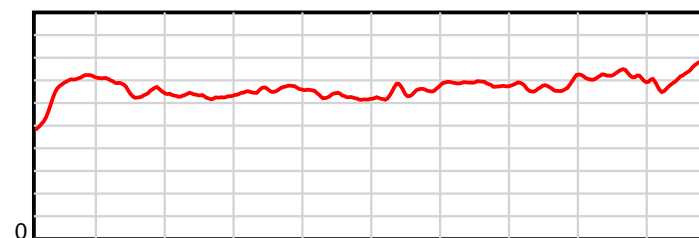
1980 m Finish

20 m/sec Speed



1980 m Finish

100 % Stride efficiency



1980 m Finish

Note: Horizontal distance axis grid lines are 200m furlongs.

## Disclaimer.

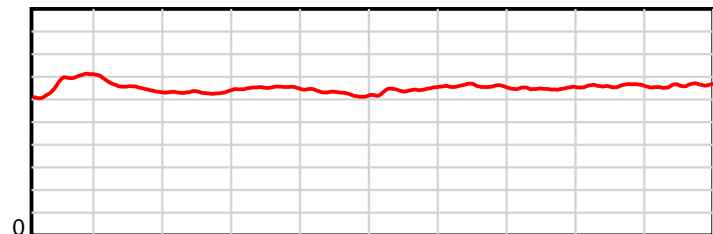
HRNZ and NZMTC and Thoroughbred Ratings Pty Ltd accepts no responsibility for the completeness or accuracy of any of the information contained herein, and makes no representations about its suitability for any particular purpose. Users should make their own judgements about those matters and/or seek independent advice. You assume all risks associated with use of the data provided on this page.

# Race Results

April 04, 2025, Race 6, TRADE ME PROPERTY MOBILE PACE, Distance 1980m, Addington - Survey 1980m

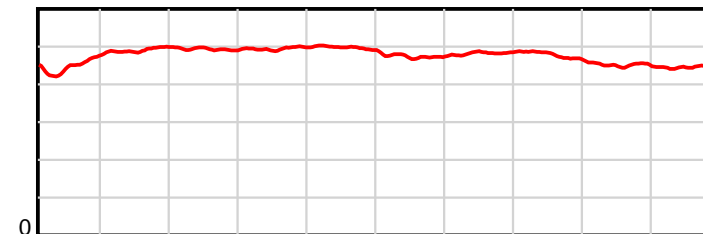
Result	TAB no.	Horse (Barrier)	1980 to	1800m to	1600m to	1400m to	1200m to	1000m to	800m to	600m to	400m to	200m to	Total or	Margin
2nd	2	Rockingood (2)	1800m	1600m	1400m	1200m	1000m	800m	600m	400m	200m	WP	Average	
		Position in running (margin)	-	1(0.0)	1(0.0)	1(0.0)	1(0.0)	1(0.0)	1(0.0)	1(0.0)	1(0.0)	1(0.0)		0.90
		Sectional time (s)	12.52	15.27	15.79	15.58	16.15	14.90	14.79	14.76	13.73	13.72		
		Cumulative time (s)	147.21	134.69	119.42	103.63	88.05	71.90	57.00	42.21	27.45	13.72	2:27.21	
		Speed (m/s)	14.38	13.10	12.67	12.84	12.38	13.42	13.52	13.55	14.57	14.58	13.45	
		Stride length (m)	6.59	6.44	6.25	6.36	6.15	6.36	6.53	6.45	6.57	6.56	6.42	
		Stride duration (s)	0.449	0.492	0.493	0.495	0.497	0.474	0.483	0.476	0.451	0.450	0.477	
		Stride efficiency (%)	67.94	64.74	61.01	63.14	59.18	63.27	66.60	64.95	67.43	67.26	64.42	
		Stride count	27.30	31.07	32.01	31.46	32.50	31.43	30.64	31.02	30.45	30.49	308.37	

10 m Stride length



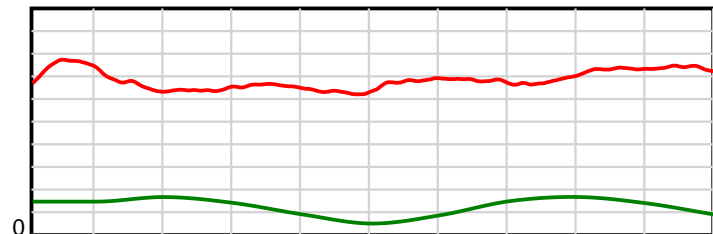
1980 m Finish

0.6 s Stride duration



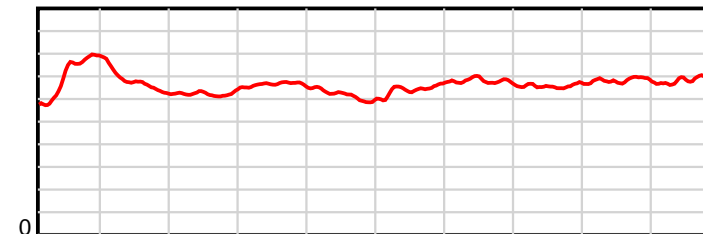
1980 m Finish

20 m/sec Speed



1980 m Finish

100 % Stride efficiency



1980 m Finish

Note: Horizontal distance axis grid lines are 200m furlongs.

## Disclaimer.

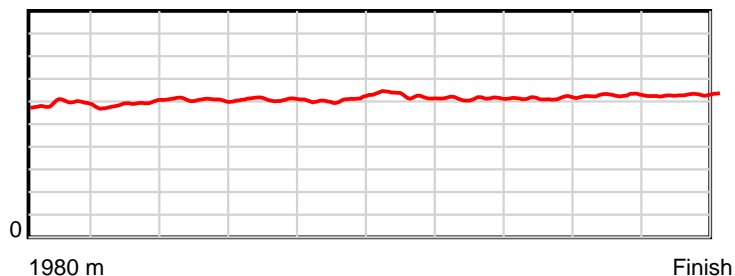
HRNZ and NZMTC and Thoroughbred Ratings Pty Ltd accepts no responsibility for the completeness or accuracy of any of the information contained herein, and makes no representations about its suitability for any particular purpose. Users should make their own judgements about those matters and/or seek independent advice. You assume all risks associated with use of the data provided on this page.

# Race Results

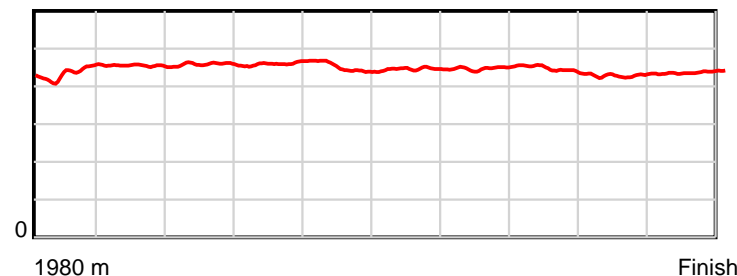
April 04, 2025, Race 6, TRADE ME PROPERTY MOBILE PACE, Distance 1980m, Addington - Survey 1980m

Result	TAB no.	Horse (Barrier)	1980 to	1800m to	1600m to	1400m to	1200m to	1000m to	800m to	600m to	400m to	200m to	Total or	Margin
3rd	6	<b>Mystery Beach (6)</b>	<b>1800m</b>	<b>1600m</b>	<b>1400m</b>	<b>1200m</b>	<b>1000m</b>	<b>800m</b>	<b>600m</b>	<b>400m</b>	<b>200m</b>	<b>WP</b>	<b>Average</b>	
		Position in running (margin)	-	7(7.8)	7(12.1)	7(10.1)	7(7.5)	4(2.5)	3(2.2)	3(1.7)	2(1.5)	2(1.5)		3.70
		Sectional time (s)	13.77	16.00	15.44	15.15	15.31	14.86	14.71	14.73	13.72	14.03		
		Cumulative time (s)	147.72	133.95	117.95	102.51	87.36	72.05	57.19	42.48	27.75	14.03	2:27.72	
		Speed (m/s)	13.08	12.50	12.95	13.20	13.06	13.46	13.60	13.58	14.58	14.26	13.40	
		Stride length (m)	5.82	5.68	5.93	6.08	5.87	6.00	6.11	6.04	6.25	6.24	6.00	
		Stride duration (s)	0.436	0.455	0.458	0.461	0.449	0.446	0.449	0.444	0.429	0.437	0.448	
		Stride efficiency (%)	52.92	50.46	55.01	57.81	53.82	56.31	58.27	56.92	61.08	60.78	56.24	
		Stride count	30.93	35.19	33.71	32.88	34.08	33.32	32.75	33.14	31.99	32.07	330.06	

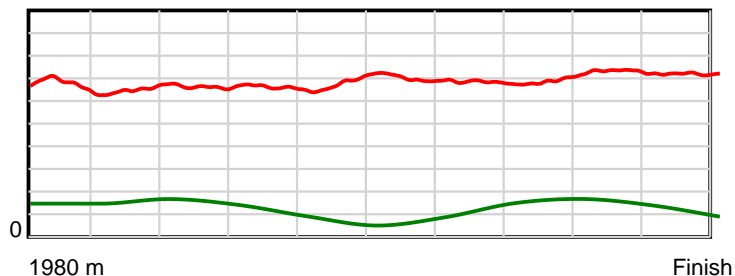
10 m Stride length



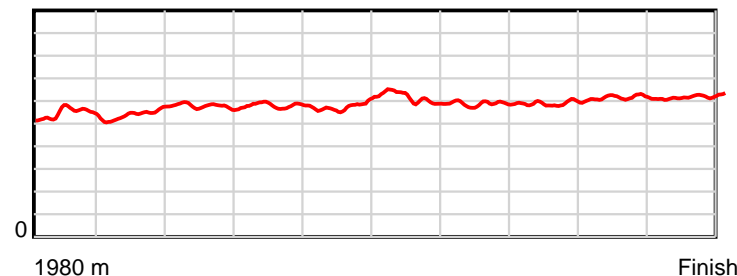
0.6 s Stride duration



20 m/sec Speed



100 % Stride efficiency



Note: Horizontal distance axis grid lines are 200m furlongs.

## Disclaimer.

HRNZ and NZMTC and Thoroughbred Ratings Pty Ltd accepts no responsibility for the completeness or accuracy of any of the information contained herein, and makes no representations about its suitability for any particular purpose. Users should make their own judgements about those matters and/or seek independent advice. You assume all risks associated with use of the data provided on this page.

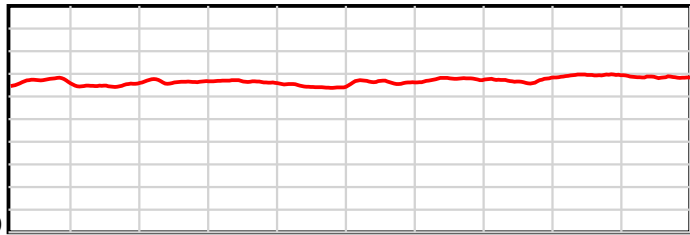
# Race Results

April 04, 2025, Race 6, TRADE ME PROPERTY MOBILE PACE, Distance 1980m, Addington - Survey 1980m

Result	TAB no.	Horse (Barrier)	1980 to	1800m to	1600m to	1400m to	1200m to	1000m to	800m to	600m to	400m to	200m to	Total or	Margin
4th	5	Beaudiene Alwa... (5)	1800m	1600m	1400m	1200m	1000m	800m	600m	400m	200m	WP	Average	
		Position in running (margin)	-	5(6.6)	6(9.4)	6(8.0)	5(5.6)	6(4.9)	6(6.5)	6(5.2)	6(5.6)	6(6.5)		6.00
		Sectional time (s)	13.68	15.73	15.55	15.18	16.02	15.17	14.58	14.81	13.88	13.52		
		Cumulative time (s)	148.12	134.44	118.71	103.16	87.98	71.96	56.79	42.21	27.40	13.52	2:28.12	
		Speed (m/s)	13.16	12.71	12.86	13.18	12.48	13.18	13.72	13.50	14.41	14.79	13.37	
		Stride length (m)	6.61	6.35	6.47	6.65	6.28	6.55	6.74	6.59	6.77	6.85	6.58	
		Stride duration (s)	0.487	0.499	0.503	0.505	0.503	0.497	0.491	0.488	0.470	0.463	0.492	
		Stride efficiency (%)	68.24	62.95	65.36	69.18	61.57	67.11	70.99	67.91	71.61	73.32	67.68	
		Stride count	27.24	31.51	30.92	30.06	31.86	30.52	29.67	30.34	29.54	29.20	300.86	

10 m

Stride length

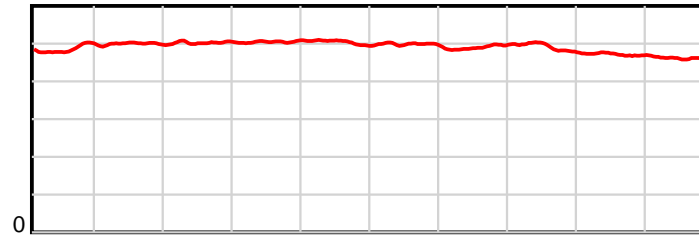


1980 m

Finish

0.6 s

Stride duration

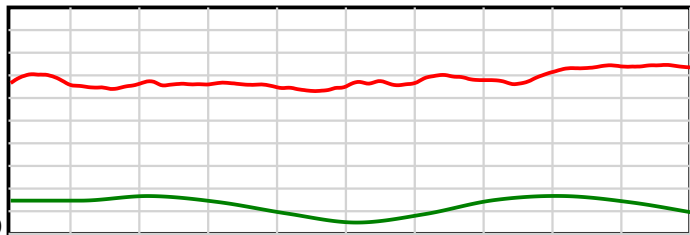


1980 m

Finish

20 m/sec

Speed

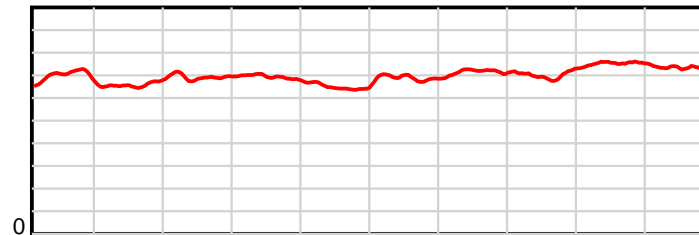


1980 m

Finish

100 %

Stride efficiency



1980 m

Finish

Note: Horizontal distance axis grid lines are 200m furlongs.

**Disclaimer.**

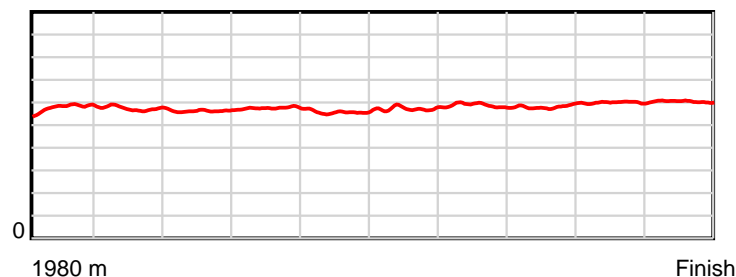
HRNZ and NZMTC and Thoroughbred Ratings Pty Ltd accepts no responsibility for the completeness or accuracy of any of the information contained herein, and makes no representations about its suitability for any particular purpose. Users should make their own judgements about those matters and/or seek independent advice. You assume all risks associated with use of the data provided on this page.

# Race Results

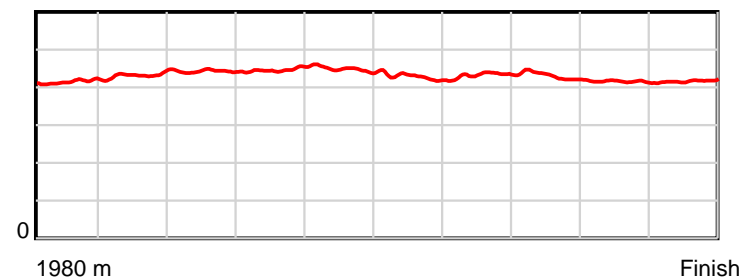
April 04, 2025, Race 6, TRADE ME PROPERTY MOBILE PACE, Distance 1980m, Addington - Survey 1980m

Result	TAB no.	Horse (Barrier)	1980 to	1800m to	1600m to	1400m to	1200m to	1000m to	800m to	600m to	400m to	200m to	Total or	Margin
5th	3	Son Of Doc (3)	1800m	1600m	1400m	1200m	1000m	800m	600m	400m	200m	WP	Average	
		Position in running (margin)	-	3(4.5)	3(3.8)	3(4.0)	3(3.7)	5(3.7)	5(3.9)	5(3.6)	5(3.9)	5(5.1)		6.20
		Sectional time (s)	13.25	15.16	15.83	15.52	16.15	14.93	14.74	14.81	13.92	13.85		
		Cumulative time (s)	148.16	134.91	119.75	103.92	88.40	72.25	57.32	42.58	27.77	13.85	2:28.16	
		Speed (m/s)	13.59	13.19	12.63	12.89	12.38	13.40	13.57	13.50	14.37	14.44	13.36	
		Stride length (m)	5.74	5.71	5.59	5.75	5.55	5.73	5.87	5.82	5.97	6.03	5.77	
		Stride duration (s)	0.415	0.433	0.443	0.446	0.448	0.428	0.433	0.431	0.415	0.417	0.432	
		Stride efficiency (%)	51.48	50.97	48.89	51.62	48.21	51.29	53.82	52.86	55.61	56.78	52.06	
		Stride count	31.36	35.02	35.76	34.80	36.01	34.91	34.08	34.39	33.53	33.18	343.04	

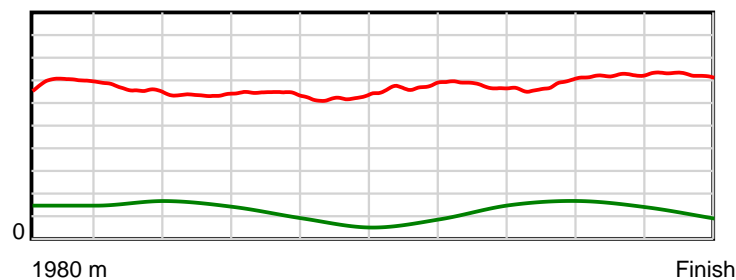
10 m Stride length



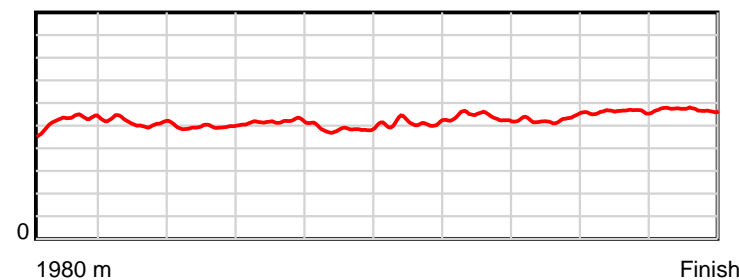
0.6 s Stride duration



20 m/sec Speed



100 % Stride efficiency



Note: Horizontal distance axis grid lines are 200m furlongs.

## Disclaimer.

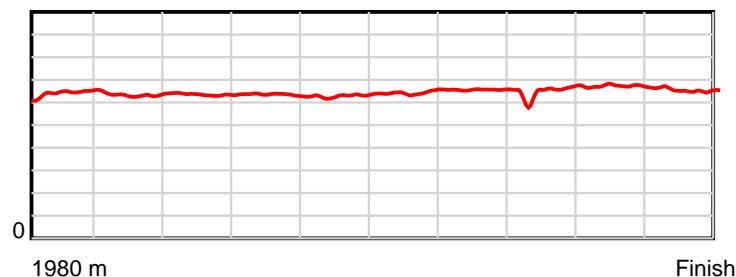
HRNZ and NZMTC and Thoroughbred Ratings Pty Ltd accepts no responsibility for the completeness or accuracy of any of the information contained herein, and makes no representations about its suitability for any particular purpose. Users should make their own judgements about those matters and/or seek independent advice. You assume all risks associated with use of the data provided on this page.

# Race Results

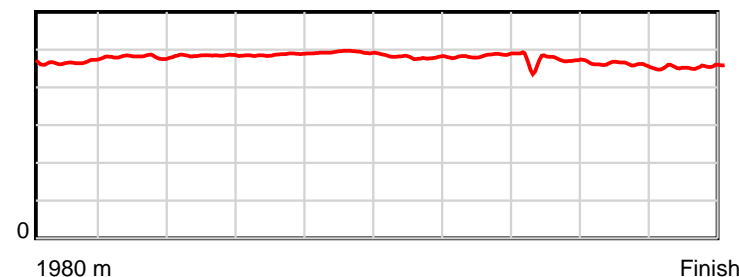
April 04, 2025, Race 6, TRADE ME PROPERTY MOBILE PACE, Distance 1980m, Addington - Survey 1980m

Result	TAB no.	Horse (Barrier)	1980 to	1800m to	1600m to	1400m to	1200m to	1000m to	800m to	600m to	400m to	200m to	Total or	Margin
6th	4	<b>Mighty Miki (4)</b>	<b>1800m</b>	<b>1600m</b>	<b>1400m</b>	<b>1200m</b>	<b>1000m</b>	<b>800m</b>	<b>600m</b>	<b>400m</b>	<b>200m</b>	<b>WP</b>	<b>Average</b>	
		Position in running (margin)	-	4(5.9)	5(6.8)	4(5.7)	4(4.0)	3(2.4)	4(3.2)	4(2.6)	4(2.6)	4(4.5)		6.20
		Sectional time (s)	13.46	15.43	15.60	15.29	15.88	15.04	14.69	14.76	14.05	13.96		
		Cumulative time (s)	148.16	134.70	119.27	103.67	88.38	72.50	57.46	42.77	28.01	13.96	2:28.16	
		Speed (m/s)	13.38	12.96	12.82	13.08	12.59	13.30	13.61	13.55	14.23	14.33	13.36	
		Stride length (m)	6.35	6.23	6.21	6.37	6.21	6.38	6.60	6.35	6.54	6.53	6.37	
		Stride duration (s)	0.467	0.481	0.484	0.487	0.493	0.479	0.485	0.469	0.459	0.456	0.477	
		Stride efficiency (%)	63.08	60.74	60.29	63.38	60.17	63.51	68.14	63.05	66.76	66.71	63.50	
		Stride count	28.33	32.08	32.20	31.40	32.23	31.37	30.29	31.49	30.60	30.61	310.60	

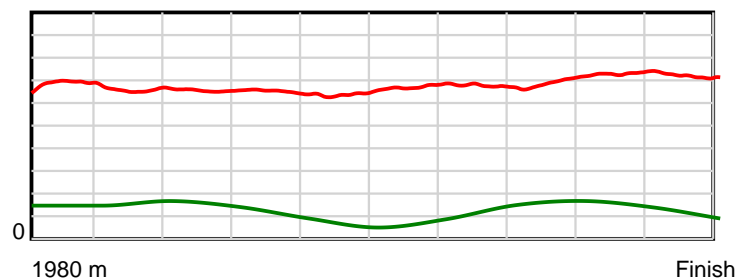
10 m Stride length



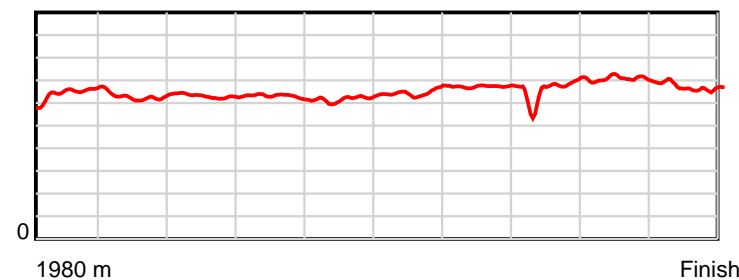
0.6 s Stride duration



20 m/sec Speed



100 % Stride efficiency



Note: Horizontal distance axis grid lines are 200m furlongs.

## Disclaimer.

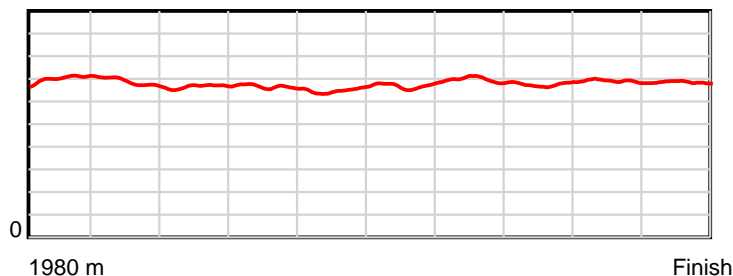
HRNZ and NZMTC and Thoroughbred Ratings Pty Ltd accepts no responsibility for the completeness or accuracy of any of the information contained herein, and makes no representations about its suitability for any particular purpose. Users should make their own judgements about those matters and/or seek independent advice. You assume all risks associated with use of the data provided on this page.

# Race Results

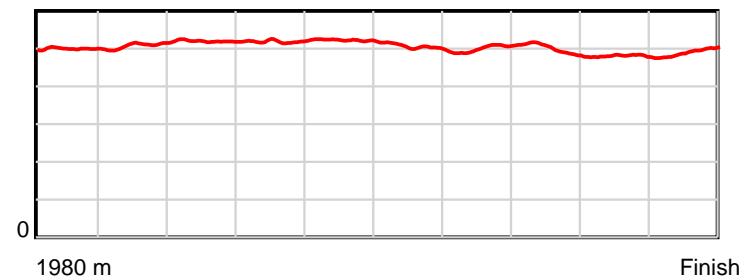
April 04, 2025, Race 6, TRADE ME PROPERTY MOBILE PACE, Distance 1980m, Addington - Survey 1980m

Result	TAB no.	Horse (Barrier)	1980 to	1800m to	1600m to	1400m to	1200m to	1000m to	800m to	600m to	400m to	200m to	Total or	Margin
7th	8	<b>Sam Snead (0)</b>	<b>1800m</b>	<b>1600m</b>	<b>1400m</b>	<b>1200m</b>	<b>1000m</b>	<b>800m</b>	<b>600m</b>	<b>400m</b>	<b>200m</b>	<b>WP</b>	<b>Average</b>	
		Position in running (margin)	-	6(7.4)	4(6.0)	5(6.2)	6(6.0)	7(6.0)	7(7.7)	7(6.0)	7(6.6)	7(8.4)		13.40
		Sectional time (s)	13.81	15.05	15.82	15.54	16.14	15.19	14.52	14.85	14.02	14.52		
		Cumulative time (s)	149.46	135.65	120.60	104.78	89.24	73.10	57.91	43.39	28.54	14.52	2:29.46	
		Speed (m/s)	13.04	13.29	12.64	12.87	12.39	13.17	13.77	13.47	14.27	13.77	13.25	
		Stride length (m)	6.92	6.76	6.57	6.68	6.47	6.65	6.90	6.70	6.85	6.78	6.72	
		Stride duration (s)	0.500	0.508	0.520	0.519	0.522	0.505	0.501	0.498	0.480	0.492	0.507	
		Stride efficiency (%)	74.87	71.38	67.43	69.70	65.44	69.03	74.41	70.16	73.27	71.82	70.62	
		Stride count	26.01	29.59	30.45	29.95	30.91	30.09	28.98	29.85	29.21	29.50	294.54	

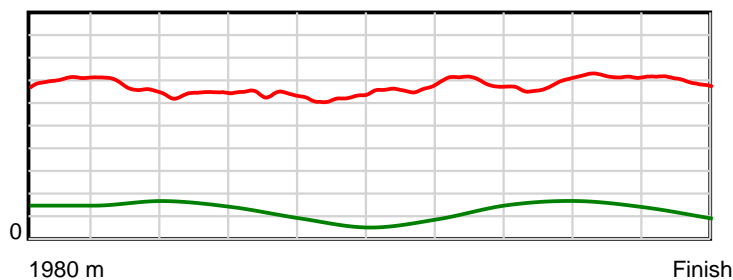
10 m Stride length



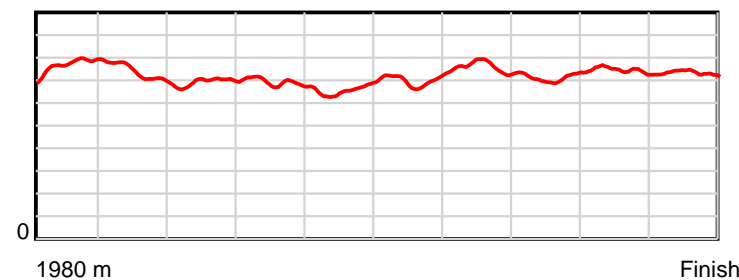
0.6 s Stride duration



20 m/sec Speed



100 % Stride efficiency



Note: Horizontal distance axis grid lines are 200m furlongs.

## Disclaimer.

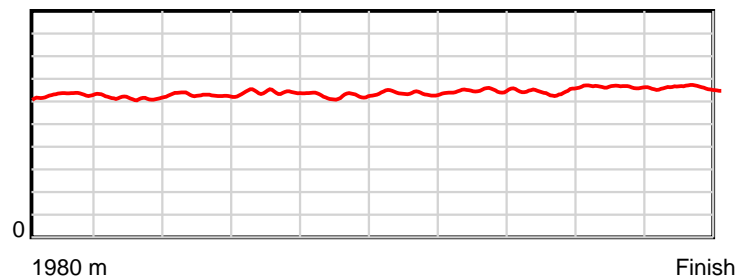
HRNZ and NZMTC and Thoroughbred Ratings Pty Ltd accepts no responsibility for the completeness or accuracy of any of the information contained herein, and makes no representations about its suitability for any particular purpose. Users should make their own judgements about those matters and/or seek independent advice. You assume all risks associated with use of the data provided on this page.

# Race Results

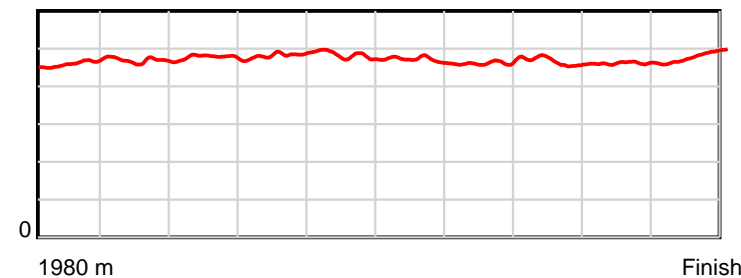
April 04, 2025, Race 6, TRADE ME PROPERTY MOBILE PACE, Distance 1980m, Addington - Survey 1980m

Result	TAB no.	Horse (Barrier)	1980 to	1800m to	1600m to	1400m to	1200m to	1000m to	800m to	600m to	400m to	200m to	Total or	Margin
8th	7	Delight With M... (7)	1800m	1600m	1400m	1200m	1000m	800m	600m	400m	200m	WP	Average	
		Position in running (margin)	-	8(10.3)	8(14.4)	8(11.3)	8(10.1)	8(8.1)	8(10.5)	8(8.2)	8(10.4)	8(12.0)		18.50
		Sectional time (s)	14.22	15.95	15.27	15.38	15.82	15.30	14.41	15.12	13.99	14.91		
		Cumulative time (s)	150.37	136.15	120.20	104.93	89.55	73.73	58.43	44.02	28.90	14.91	2:30.37	
		Speed (m/s)	12.66	12.54	13.10	13.00	12.64	13.07	13.88	13.23	14.30	13.41	13.17	
		Stride length (m)	6.16	5.88	6.26	6.28	6.09	6.16	6.43	6.14	6.59	6.47	6.24	
		Stride duration (s)	0.460	0.469	0.478	0.483	0.482	0.471	0.463	0.464	0.461	0.483	0.474	
		Stride efficiency (%)	59.37	53.98	61.19	61.64	57.98	59.22	64.60	58.90	67.84	65.51	60.86	
		Stride count	29.20	34.03	31.96	31.84	32.83	32.49	31.11	32.58	30.35	30.89	317.28	

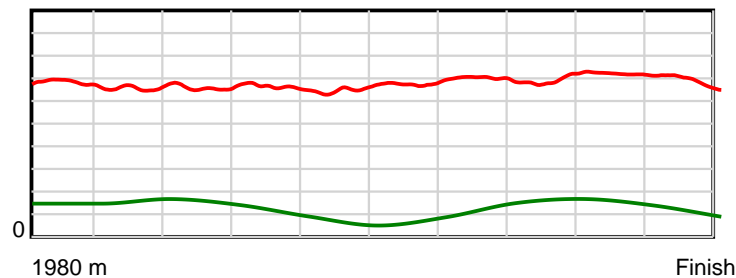
10 m Stride length



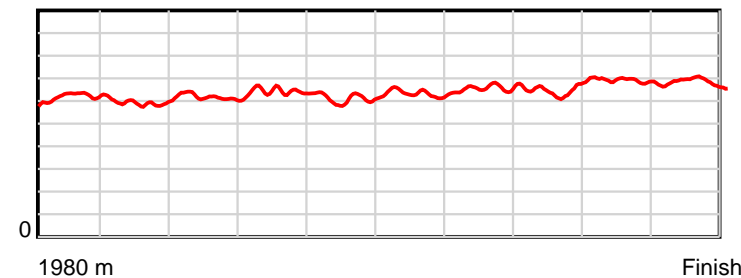
0.6 s Stride duration



20 m/sec Speed



100 % Stride efficiency



Note: Horizontal distance axis grid lines are 200m furlongs.

## Disclaimer.

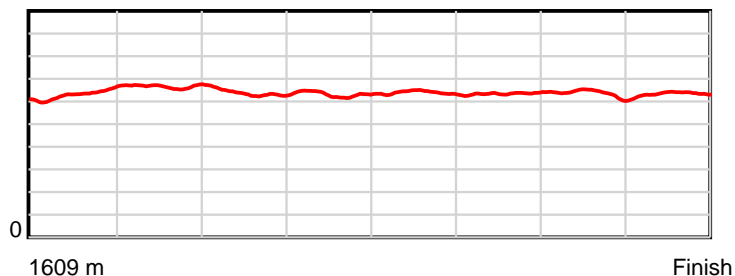
HRNZ and NZMTC and Thoroughbred Ratings Pty Ltd accepts no responsibility for the completeness or accuracy of any of the information contained herein, and makes no representations about its suitability for any particular purpose. Users should make their own judgements about those matters and/or seek independent advice. You assume all risks associated with use of the data provided on this page.

# Race Results

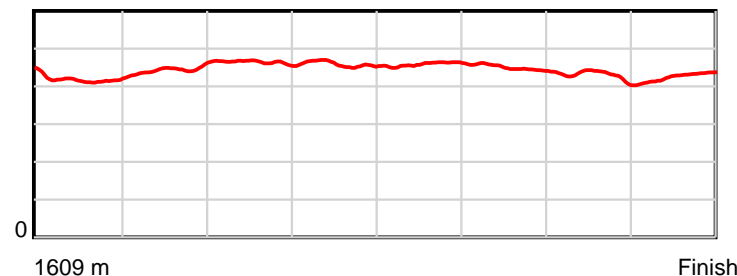
April 04, 2025, Race 7, , Distance 1609m, Addington - Survey 1609m

Result	TAB no.	Horse (Barrier)	1609 to	1600m to	1400m to	1200m to	1000m to	800m to	600m to	400m to	200m to	Total or	Margin
1st	2	Harrison John (2)	1600m	1400m	1200m	1000m	800m	600m	400m	200m	WP	Average	
		Position in running (margin)	-	2(0.2)	2(1.2)	3(2.3)	5(3.4)	5(4.0)	5(3.8)	5(3.1)	3(2.4)		0.00
		Sectional time (s)	0.74	13.42	13.43	14.70	14.63	14.44	14.28	13.57	13.40		
		Cumulative time (s)	112.61	111.87	98.45	85.02	70.32	55.69	41.25	26.97	13.40	1:52.61	
		Speed (m/s)	12.11	14.90	14.89	13.61	13.67	13.85	14.01	14.74	14.93	14.29	
		Stride length (m)	6.61	6.20	6.64	6.31	6.28	6.35	6.29	6.30	6.38	6.34	
		Stride duration (s)	0.449	0.416	0.446	0.463	0.459	0.458	0.449	0.428	0.427	0.444	
		Stride efficiency (%)	68.22	60.10	68.82	62.13	61.53	63.00	61.83	62.08	63.58	62.85	
		Stride count	1.36	32.25	30.14	31.72	31.87	31.50	31.79	31.73	31.35	253.71	

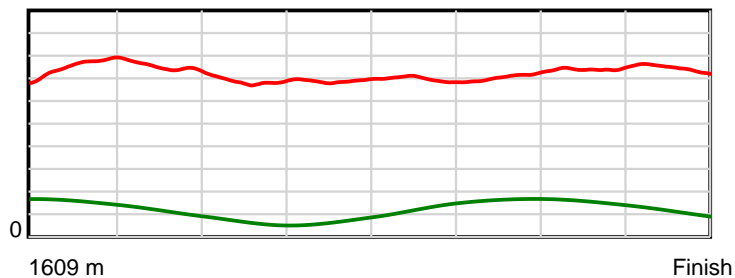
10 m Stride length



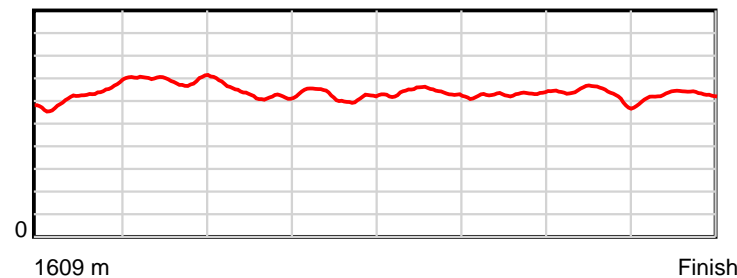
0.6 s Stride duration



20 m/sec Speed



100 % Stride efficiency



Note: Horizontal distance axis grid lines are 200m furlongs.

## Disclaimer.

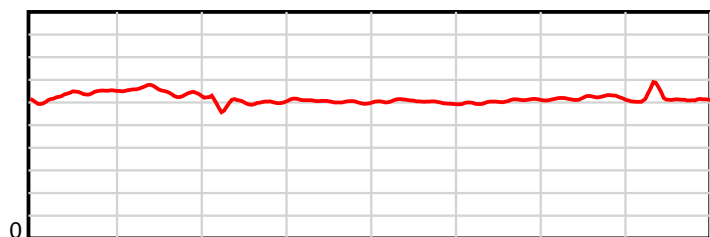
HRNZ and NZMTC and Thoroughbred Ratings Pty Ltd accepts no responsibility for the completeness or accuracy of any of the information contained herein, and makes no representations about its suitability for any particular purpose. Users should make their own judgements about those matters and/or seek independent advice. You assume all risks associated with use of the data provided on this page.

# Race Results

April 04, 2025, Race 7, , Distance 1609m, Addington - Survey 1609m

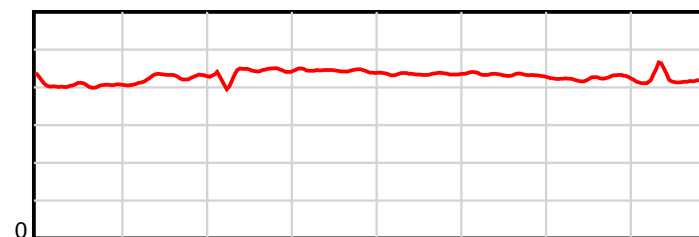
Result	TAB no.	Horse (Barrier)	1609 to	1600m to	1400m to	1200m to	1000m to	800m to	600m to	400m to	200m to	Total or	Margin
2nd	5	Macandrew Avia... (5)	1600m	1400m	1200m	1000m	800m	600m	400m	200m	WP	Average	
		Position in running (margin)	-	1(0.0)	1(0.0)	2(0.5)	3(1.5)	3(1.7)	3(1.8)	2(1.0)	2(1.2)		0.50
		Sectional time (s)	0.66	13.25	13.32	14.67	14.57	14.47	14.26	13.73	13.69		
		Cumulative time (s)	112.62	111.96	98.71	85.39	70.72	56.15	41.68	27.42	13.69	1:52.62	
		Speed (m/s)	13.58	15.09	15.02	13.63	13.73	13.82	14.03	14.57	14.61	14.29	
		Stride length (m)	5.60	6.10	6.36	5.95	6.08	6.01	6.06	6.16	6.17	6.11	
		Stride duration (s)	0.408	0.404	0.424	0.436	0.443	0.435	0.432	0.423	0.422	0.427	
		Stride efficiency (%)	49.07	58.06	63.26	55.29	57.81	56.43	57.40	59.39	59.44	58.27	
		Stride count	1.61	32.81	31.43	33.62	32.88	33.28	33.00	32.44	32.43	263.50	

10 m Stride length



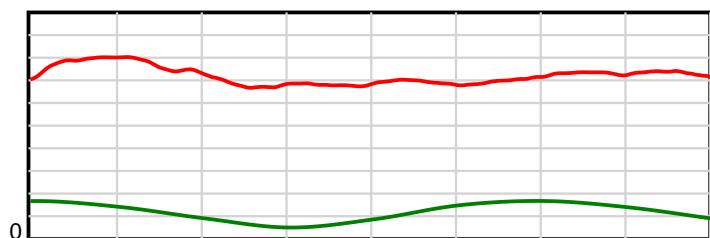
1609 m Finish

0.6 s Stride duration



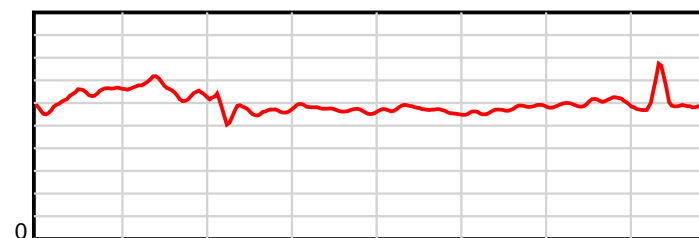
1609 m Finish

20 m/sec Speed



1609 m Finish

100 % Stride efficiency



1609 m Finish

Note: Horizontal distance axis grid lines are 200m furlongs.

## Disclaimer.

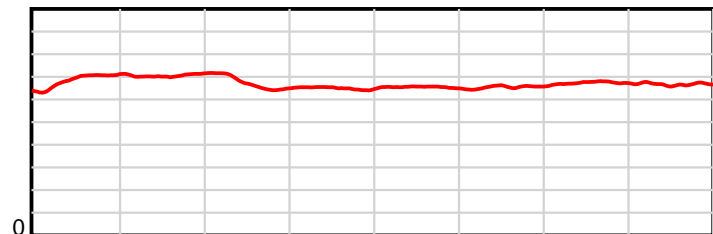
HRNZ and NZMTC and Thoroughbred Ratings Pty Ltd accepts no responsibility for the completeness or accuracy of any of the information contained herein, and makes no representations about its suitability for any particular purpose. Users should make their own judgements about those matters and/or seek independent advice. You assume all risks associated with use of the data provided on this page.

# Race Results

April 04, 2025, Race 7, , Distance 1609m, Addington - Survey 1609m

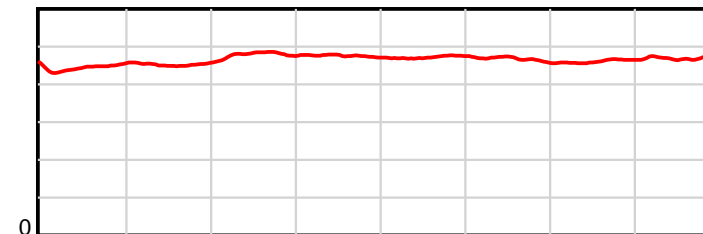
Result	TAB no.	Horse (Barrier)	1609 to	1600m to	1400m to	1200m to	1000m to	800m to	600m to	400m to	200m to	Total or	Margin
3rd	6	Beach Ball (6)	1600m	1400m	1200m	1000m	800m	600m	400m	200m	WP	Average	
		Position in running (margin)	-	4(0.4)	3(2.5)	1(0.0)	1(0.0)	1(0.0)	1(0.0)	1(0.0)	1(0.0)		1.40
		Sectional time (s)	0.88	13.60	12.82	14.51	14.54	14.46	14.39	13.69	13.98		
		Cumulative time (s)	112.87	111.99	98.39	85.57	71.06	56.52	42.06	27.67	13.98	1:52.87	
		Speed (m/s)	10.19	14.71	15.60	13.78	13.76	13.83	13.90	14.61	14.31	14.25	
		Stride length (m)	6.03	6.55	7.06	6.63	6.53	6.53	6.47	6.75	6.75	6.65	
		Stride duration (s)	0.433	0.445	0.452	0.481	0.475	0.472	0.466	0.462	0.472	0.467	
		Stride efficiency (%)	56.90	67.04	77.80	68.62	66.65	66.61	65.49	71.14	71.27	69.11	
		Stride count	1.49	30.53	28.34	30.18	30.63	30.63	30.89	29.64	29.61	241.94	

10 m Stride length



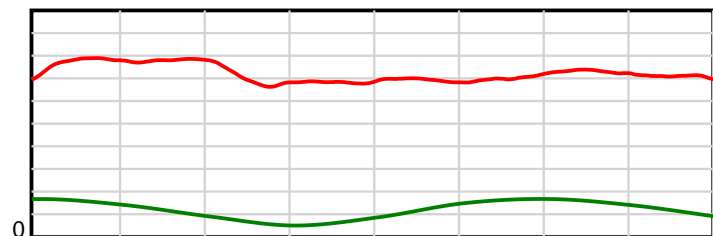
1609 m Finish

0.6 s Stride duration



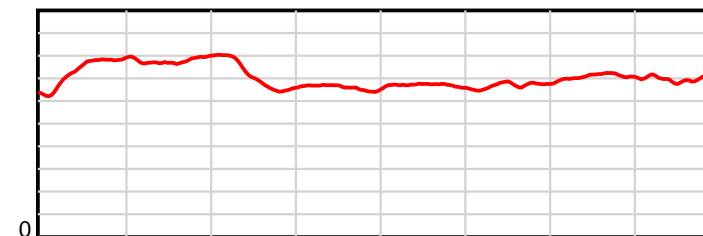
1609 m Finish

20 m/sec Speed



1609 m Finish

100 % Stride efficiency



1609 m Finish

Note: Horizontal distance axis grid lines are 200m furlongs.

## Disclaimer.

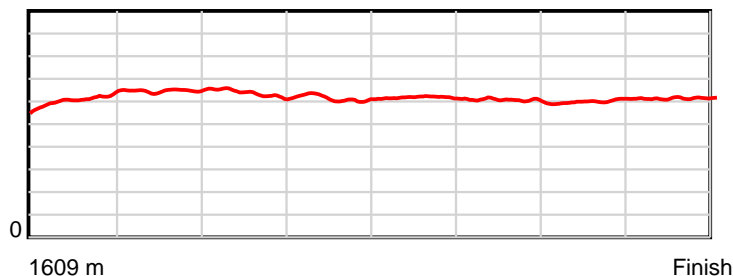
HRNZ and NZMTC and Thoroughbred Ratings Pty Ltd accepts no responsibility for the completeness or accuracy of any of the information contained herein, and makes no representations about its suitability for any particular purpose. Users should make their own judgements about those matters and/or seek independent advice. You assume all risks associated with use of the data provided on this page.

# Race Results

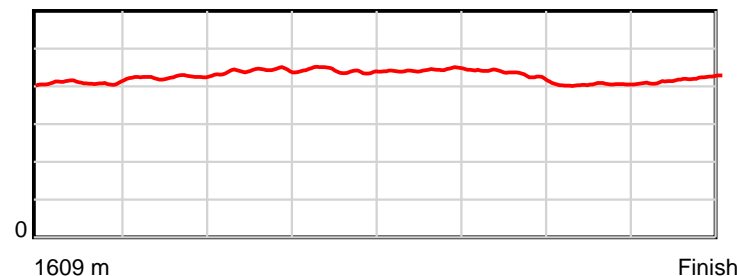
April 04, 2025, Race 7, , Distance 1609m, Addington - Survey 1609m

Result	TAB no.	Horse (Barrier)	1609 to	1600m to	1400m to	1200m to	1000m to	800m to	600m to	400m to	200m to	Total or	Margin
4th	4	Who's Delight (4)	1600m	1400m	1200m	1000m	800m	600m	400m	200m	WP	Average	
		Position in running (margin)	-	6(2.4)	7(6.0)	6(5.1)	4(2.7)	4(2.8)	4(2.3)	4(3.1)	4(3.4)		1.70
		Sectional time (s)	0.91	13.85	13.10	14.11	14.55	14.38	14.52	13.73	13.77		
		Cumulative time (s)	112.92	112.01	98.16	85.06	70.95	56.40	42.02	27.50	13.77	1:52.92	
		Speed (m/s)	9.86	14.44	15.27	14.17	13.75	13.91	13.77	14.57	14.52	14.25	
		Stride length (m)	5.95	5.92	6.49	6.25	6.07	6.17	5.93	5.90	6.09	6.10	
		Stride duration (s)	0.404	0.410	0.425	0.441	0.441	0.444	0.430	0.405	0.419	0.428	
		Stride efficiency (%)	55.29	54.77	65.76	61.13	57.49	59.53	54.92	54.34	57.96	58.06	
		Stride count	1.51	33.78	30.83	31.98	32.97	32.40	33.74	33.92	32.84	263.97	

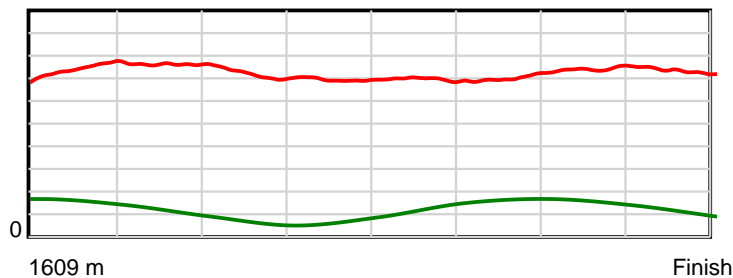
10 m Stride length



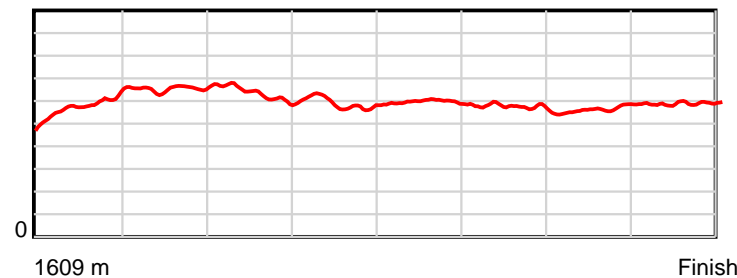
0.6 s Stride duration



20 m/sec Speed



100 % Stride efficiency



Note: Horizontal distance axis grid lines are 200m furlongs.

**Disclaimer.**

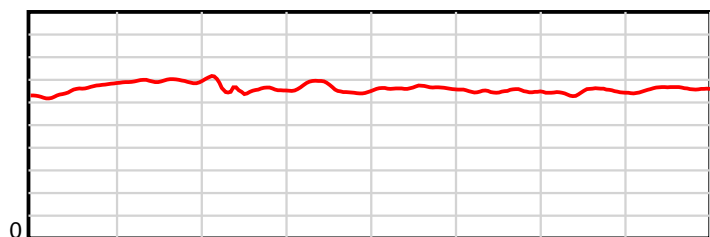
HRNZ and NZMTC and Thoroughbred Ratings Pty Ltd accepts no responsibility for the completeness or accuracy of any of the information contained herein, and makes no representations about its suitability for any particular purpose. Users should make their own judgements about those matters and/or seek independent advice. You assume all risks associated with use of the data provided on this page.

# Race Results

April 04, 2025, Race 7, , Distance 1609m, Addington - Survey 1609m

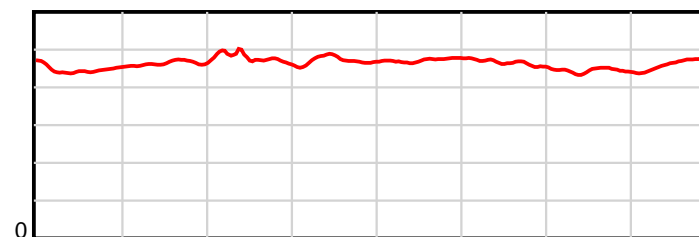
Result	TAB no.	Horse (Barrier)	1609 to	1600m to	1400m to	1200m to	1000m to	800m to	600m to	400m to	200m to	Total or	Margin
5th	7	<b>Bryce's Meddle (7)</b>	<b>1600m</b>	<b>1400m</b>	<b>1200m</b>	<b>1000m</b>	<b>800m</b>	<b>600m</b>	<b>400m</b>	<b>200m</b>	<b>WP</b>	<b>Average</b>	
		Position in running (margin)	-	7(2.4)	6(4.9)	7(5.4)	6(6.2)	6(5.3)	6(4.2)	6(4.8)	6(5.3)		7.00
		Sectional time (s)	1.17	13.65	13.33	14.65	14.39	14.28	14.50	13.77	14.13		
		Cumulative time (s)	113.87	112.70	99.05	85.72	71.07	56.68	42.40	27.90	14.13	1:53.87	
		Speed (m/s)	7.67	14.65	15.00	13.65	13.90	14.01	13.79	14.52	14.15	14.13	
		Stride length (m)	6.69	6.52	6.98	6.45	6.57	6.62	6.38	6.45	6.66	6.57	
		Stride duration (s)	0.472	0.445	0.465	0.472	0.472	0.473	0.462	0.444	0.470	0.465	
		Stride efficiency (%)	69.99	66.52	76.07	65.01	67.41	68.42	63.55	64.91	69.32	67.53	
		Stride count	1.34	30.65	28.67	31.01	30.45	30.22	31.36	31.03	30.03	244.76	

10 m Stride length



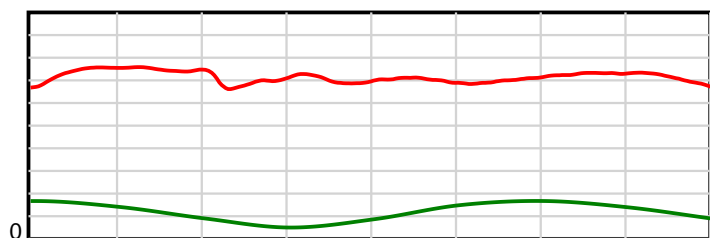
1609 m Finish

0.6 s Stride duration



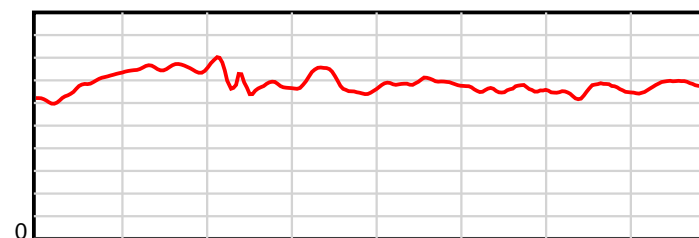
1609 m Finish

20 m/sec Speed



1609 m Finish

100 % Stride efficiency



1609 m Finish

Note: Horizontal distance axis grid lines are 200m furlongs.

## Disclaimer.

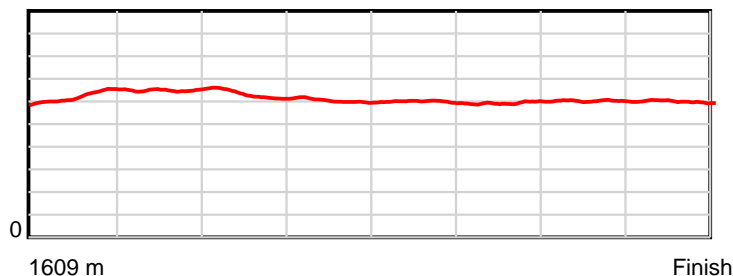
HRNZ and NZMTC and Thoroughbred Ratings Pty Ltd accepts no responsibility for the completeness or accuracy of any of the information contained herein, and makes no representations about its suitability for any particular purpose. Users should make their own judgements about those matters and/or seek independent advice. You assume all risks associated with use of the data provided on this page.

# Race Results

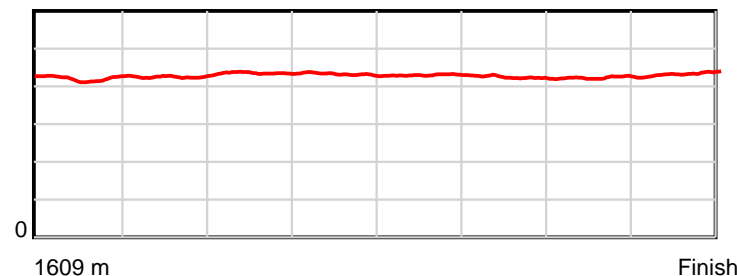
April 04, 2025, Race 7, , Distance 1609m, Addington - Survey 1609m

Result	TAB no.	Horse (Barrier)	1609 to	1600m to	1400m to	1200m to	1000m to	800m to	600m to	400m to	200m to	Total or	Margin
6th	3	<b>Tempo Warrior (3)</b>	<b>1600m</b>	<b>1400m</b>	<b>1200m</b>	<b>1000m</b>	<b>800m</b>	<b>600m</b>	<b>400m</b>	<b>200m</b>	<b>WP</b>	<b>Average</b>	
		Position in running (margin)	-	3(0.4)	5(4.3)	4(3.3)	2(0.9)	2(1.0)	2(0.5)	3(1.0)	5(5.0)		7.90
		Sectional time (s)	0.75	13.90	13.09	14.10	14.56	14.37	14.48	14.35	14.44		
		Cumulative time (s)	114.04	113.29	99.39	86.30	72.20	57.64	43.27	28.79	14.44	1:54.04	
		Speed (m/s)	11.95	14.39	15.28	14.18	13.74	13.92	13.81	13.94	13.85	14.11	
		Stride length (m)	5.92	6.05	6.49	6.17	5.94	5.98	5.85	5.90	6.01	6.04	
		Stride duration (s)	0.430	0.421	0.425	0.435	0.432	0.430	0.424	0.423	0.434	0.428	
		Stride efficiency (%)	54.85	57.28	65.84	59.53	55.06	55.89	53.51	54.35	56.47	57.07	
		Stride count	1.52	33.03	30.81	32.40	33.69	33.44	34.18	33.91	33.27	266.25	

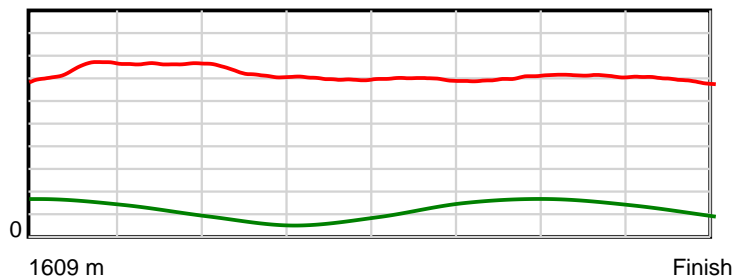
10 m Stride length



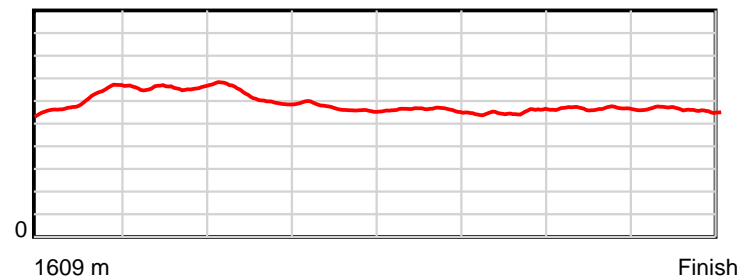
0.6 s Stride duration



20 m/sec Speed



100 % Stride efficiency



Note: Horizontal distance axis grid lines are 200m furlongs.

**Disclaimer.**

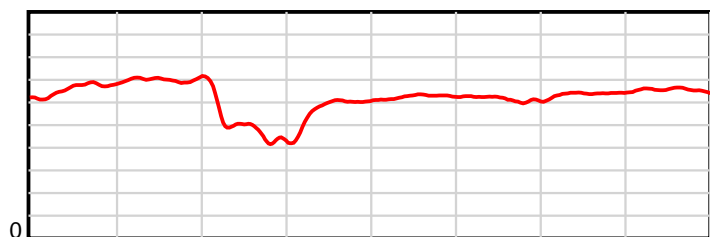
HRNZ and NZMTC and Thoroughbred Ratings Pty Ltd accepts no responsibility for the completeness or accuracy of any of the information contained herein, and makes no representations about its suitability for any particular purpose. Users should make their own judgements about those matters and/or seek independent advice. You assume all risks associated with use of the data provided on this page.

# Race Results

April 04, 2025, Race 7, , Distance 1609m, Addington - Survey 1609m

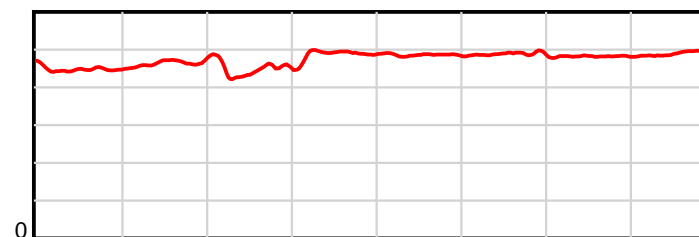
Result	TAB no.	Horse (Barrier)	1609 to	1600m to	1400m to	1200m to	1000m to	800m to	600m to	400m to	200m to	Total or	Margin
7th	1	Miki Knows (1)	1600m	1400m	1200m	1000m	800m	600m	400m	200m	WP	Average	
		Position in running (margin)	-	5(0.4)	4(2.7)	5(3.7)	7(32.2)	7(47.6)	7(54.2)	7(65.1)	7(74.4)		76.00
		Sectional time (s)	0.52	13.63	13.40	19.27	17.10	15.56	16.21	15.24	15.37		
		Cumulative time (s)	126.30	125.78	112.15	98.75	79.48	62.38	46.82	30.61	15.37	2:06.30	
		Speed (m/s)	17.21	14.67	14.93	10.38	11.70	12.85	12.34	13.12	13.01	12.74	
		Stride length (m)	7.00	6.54	6.96	4.63	5.72	6.24	6.01	6.33	6.45	6.03	
		Stride duration (s)	0.463	0.446	0.467	0.446	0.489	0.486	0.487	0.483	0.496	0.474	
		Stride efficiency (%)	76.53	66.86	75.78	33.52	51.11	60.89	56.50	62.68	65.00	56.91	
		Stride count	1.29	30.57	28.72	43.18	34.97	32.04	33.26	31.58	31.01	266.62	

10 m Stride length



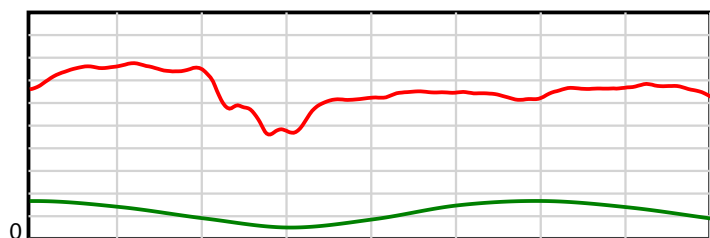
1609 m Finish

0.6 s Stride duration



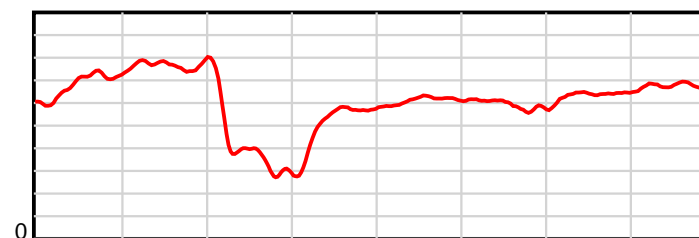
1609 m Finish

20 m/sec Speed



1609 m Finish

100 % Stride efficiency



1609 m Finish

Note: Horizontal distance axis grid lines are 200m furlongs.

## Disclaimer.

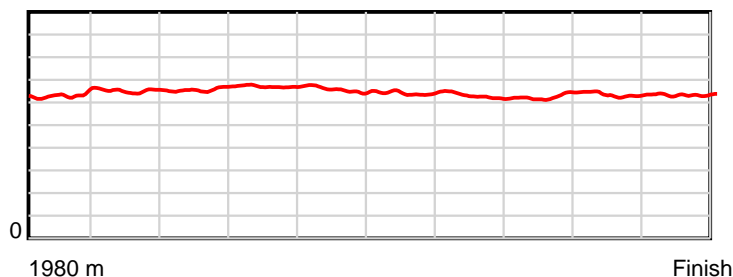
HRNZ and NZMTC and Thoroughbred Ratings Pty Ltd accepts no responsibility for the completeness or accuracy of any of the information contained herein, and makes no representations about its suitability for any particular purpose. Users should make their own judgements about those matters and/or seek independent advice. You assume all risks associated with use of the data provided on this page.

# Race Results

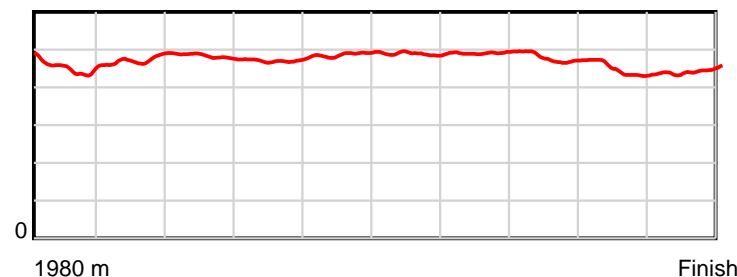
April 04, 2025, Race 8, , Distance 1980m, Addington - Survey 1980m

Result	TAB no.	Horse (Barrier)	1980 to	1800m to	1600m to	1400m to	1200m to	1000m to	800m to	600m to	400m to	200m to	Total or	Margin
1st	5	Cormoran Strik... (6)	1800m	1600m	1400m	1200m	1000m	800m	600m	400m	200m	WP	Average	
		Position in running (margin)	-	7(5.9)	6(7.4)	6(5.8)	6(6.4)	6(6.2)	6(5.3)	6(5.3)	6(4.1)	1(0.0)		0.00
		Sectional time (s)	13.12	14.73	14.95	14.01	15.06	15.34	15.56	15.62	14.53	14.10		
		Cumulative time (s)	147.02	133.90	119.17	104.22	90.21	75.15	59.81	44.25	28.63	14.10	2:27.02	
		Speed (m/s)	13.72	13.58	13.38	14.28	13.28	13.04	12.85	12.80	13.76	14.18	13.47	
		Stride length (m)	6.30	6.42	6.46	6.72	6.48	6.37	6.32	6.10	6.13	6.29	6.35	
		Stride duration (s)	0.450	0.473	0.483	0.471	0.488	0.488	0.491	0.477	0.445	0.444	0.472	
		Stride efficiency (%)	62.11	64.34	65.13	70.66	65.59	63.42	62.32	58.23	58.65	61.86	63.11	
		Stride count	28.55	31.17	30.98	29.74	30.87	31.39	31.67	32.76	32.65	31.79	311.57	

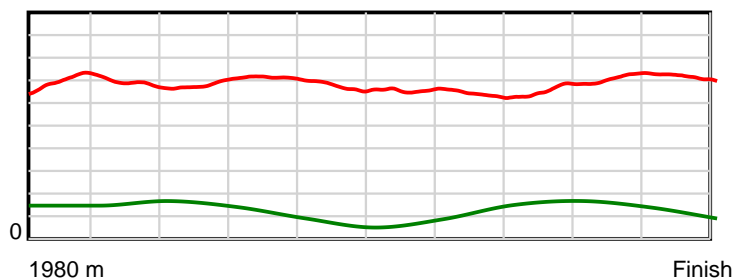
10 m Stride length



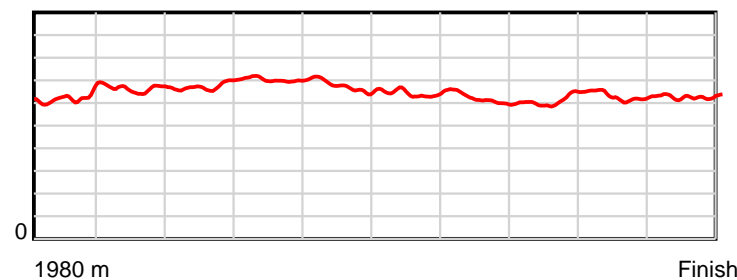
0.6 s Stride duration



20 m/sec Speed



100 % Stride efficiency



Note: Horizontal distance axis grid lines are 200m furlongs.

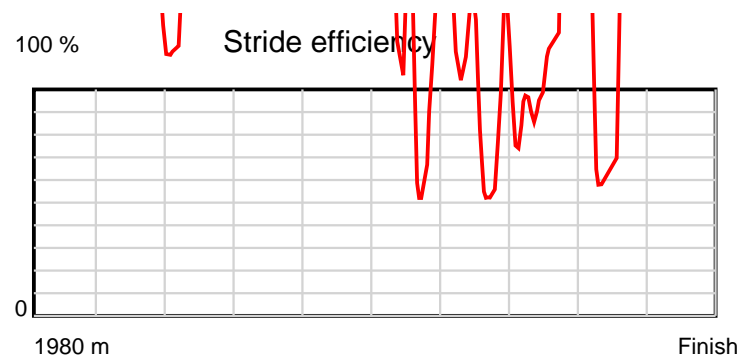
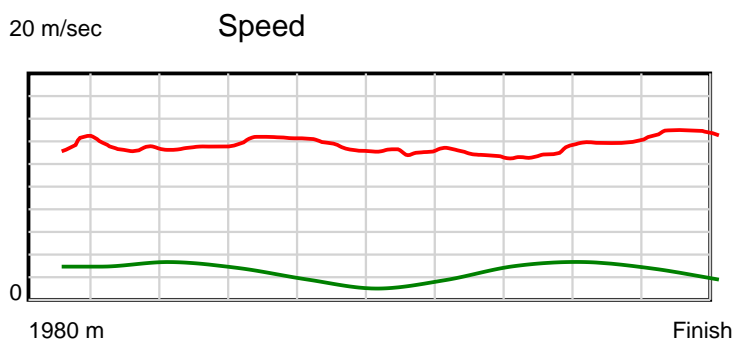
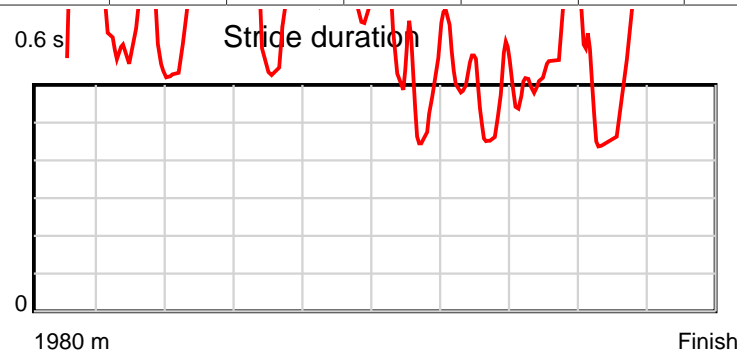
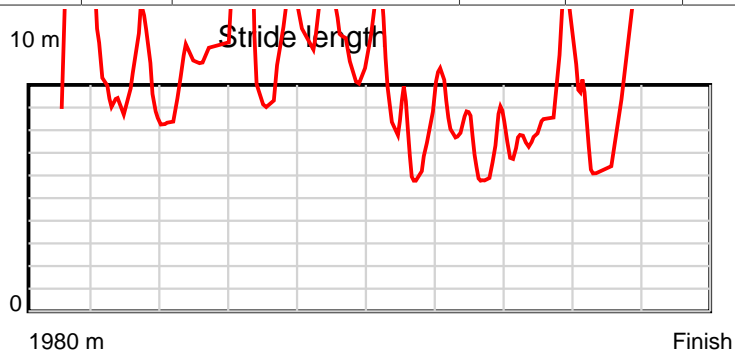
## Disclaimer.

HRNZ and NZMTC and Thoroughbred Ratings Pty Ltd accepts no responsibility for the completeness or accuracy of any of the information contained herein, and makes no representations about its suitability for any particular purpose. Users should make their own judgements about those matters and/or seek independent advice. You assume all risks associated with use of the data provided on this page.

# Race Results

April 04, 2025, Race 8, , Distance 1980m, Addington - Survey 1980m

Result	TAB no.	Horse (Barrier)	1980 to	1800m to	1600m to	1400m to	1200m to	1000m to	800m to	600m to	400m to	200m to	Total or	Margin
2nd	7	<b>Vertigo (8)</b>	<b>1800m</b>	<b>1600m</b>	<b>1400m</b>	<b>1200m</b>	<b>1000m</b>	<b>800m</b>	<b>600m</b>	<b>400m</b>	<b>200m</b>	<b>WP</b>	<b>Average</b>	
		Position in running (margin)	-	5(4.2)	8(9.4)	8(8.1)	8(8.7)	8(8.1)	8(7.2)	8(7.4)	8(6.3)	3(1.7)		1.00
		Sectional time (s)	12.80	15.35	15.00	14.01	14.99	15.34	15.59	15.65	14.44	14.02		
		Cumulative time (s)	147.19	134.39	119.04	104.04	90.03	75.04	59.70	44.11	28.46	14.02	2:27.19	
		Speed (m/s)	14.07	13.03	13.33	14.28	13.34	13.04	12.83	12.78	13.85	14.27	13.45	
		Stride length (m)	8.12	7.46	10.57	9.48	10.49	7.73	6.76	7.85	12.20	13.22	8.98	
		Stride duration (s)	0.569	0.573	0.792	0.664	0.786	0.593	0.527	0.614	0.881	0.927	0.668	
		Stride efficiency (%)	103.07	87.06	174.50	140.51	171.91	93.45	71.48	96.20	232.66	273.20	126.02	
		Stride count	22.16	26.79	18.93	21.09	19.07	25.86	29.57	25.49	16.39	15.13	220.48	



Note: Horizontal distance axis grid lines are 200m furlongs.

**Disclaimer.**

HRNZ and NZMTC and Thoroughbred Ratings Pty Ltd accepts no responsibility for the completeness or accuracy of any of the information contained herein, and makes no representations about its suitability for any particular purpose. Users should make their own judgements about those matters and/or seek independent advice. You assume all risks associated with use of the data provided on this page.

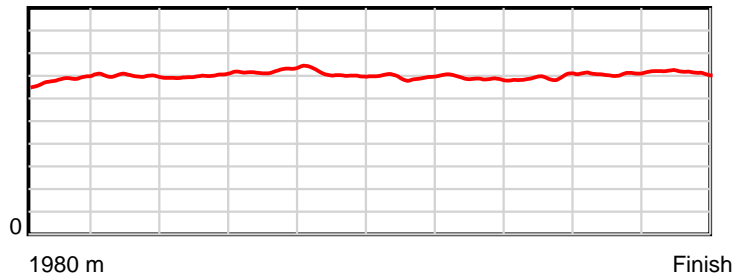


# Race Results

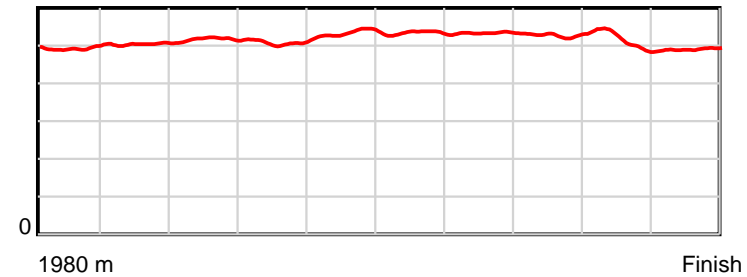
April 04, 2025, Race 8, , Distance 1980m, Addington - Survey 1980m

Result	TAB no.	Horse (Barrier)	1980 to	1800m to	1600m to	1400m to	1200m to	1000m to	800m to	600m to	400m to	200m to	Total or	Margin
3rd	4	Waterloo Stati... (5)	1800m	1600m	1400m	1200m	1000m	800m	600m	400m	200m	WP	Average	
		Position in running (margin)	-	8(7.7)	7(7.7)	7(6.0)	7(7.6)	7(7.4)	7(6.6)	7(6.7)	7(4.8)	6(2.9)		1.90
		Sectional time (s)	13.60	14.48	14.93	14.17	15.06	15.35	15.57	15.52	14.89	13.78		
		Cumulative time (s)	147.35	133.75	119.27	104.34	90.17	75.11	59.76	44.19	28.67	13.78	2:27.35	
		Speed (m/s)	13.24	13.81	13.40	14.11	13.28	13.03	12.85	12.89	13.43	14.51	13.44	
		Stride length (m)	6.73	6.96	6.92	7.17	7.09	6.95	6.85	6.80	6.88	7.13	6.95	
		Stride duration (s)	0.492	0.504	0.517	0.508	0.534	0.533	0.533	0.528	0.513	0.491	0.517	
		Stride efficiency (%)	70.77	75.68	74.94	80.44	78.60	75.47	73.38	72.27	74.06	79.44	75.46	
		Stride count	26.75	28.74	28.88	27.88	28.20	28.78	29.19	29.41	29.05	28.05	284.93	

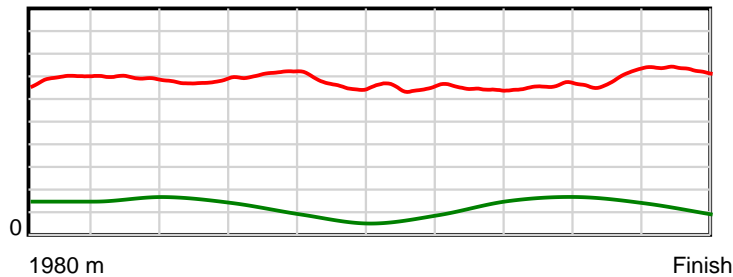
10 m Stride length



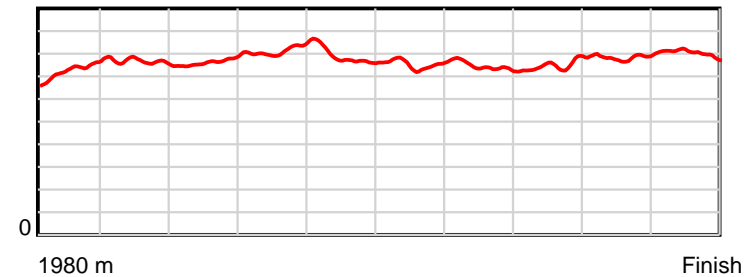
0.6 s Stride duration



20 m/sec Speed



100 % Stride efficiency



Note: Horizontal distance axis grid lines are 200m furlongs.

## Disclaimer.

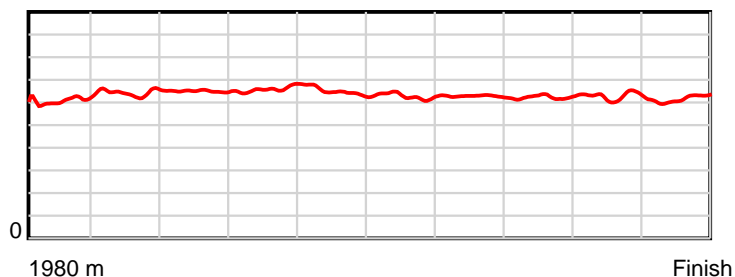
HRNZ and NZMTC and Thoroughbred Ratings Pty Ltd accepts no responsibility for the completeness or accuracy of any of the information contained herein, and makes no representations about its suitability for any particular purpose. Users should make their own judgements about those matters and/or seek independent advice. You assume all risks associated with use of the data provided on this page.

# Race Results

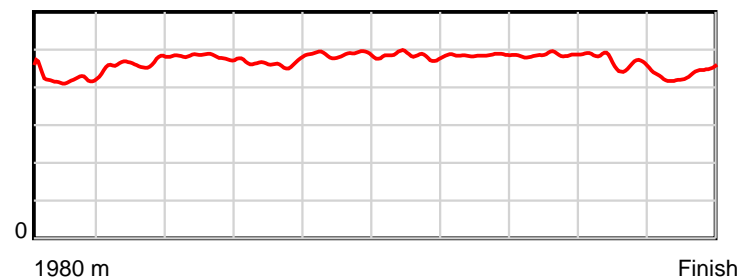
April 04, 2025, Race 8, , Distance 1980m, Addington - Survey 1980m

Result	TAB no.	Horse (Barrier)	1980 to	1800m to	1600m to	1400m to	1200m to	1000m to	800m to	600m to	400m to	200m to	Total or	Margin
4th	1	Moses (2)	1800m	1600m	1400m	1200m	1000m	800m	600m	400m	200m	WP	Average	
		Position in running (margin)	-	6(4.2)	4(5.6)	5(4.1)	5(5.3)	5(4.9)	5(4.3)	5(4.3)	5(3.9)	7(3.2)		4.20
		Sectional time (s)	13.02	14.71	14.96	14.12	15.02	15.38	15.56	15.76	15.09	14.16		
		Cumulative time (s)	147.78	134.76	120.05	105.09	90.97	75.95	60.57	45.01	29.25	14.16	2:27.78	
		Speed (m/s)	13.83	13.60	13.37	14.16	13.32	13.00	12.85	12.69	13.25	14.12	13.40	
		Stride length (m)	5.97	6.33	6.44	6.60	6.48	6.29	6.24	6.16	6.18	6.16	6.28	
		Stride duration (s)	0.419	0.465	0.482	0.466	0.487	0.484	0.486	0.486	0.466	0.436	0.469	
		Stride efficiency (%)	55.75	62.53	64.83	68.03	65.62	61.79	60.86	59.35	59.68	59.36	61.70	
		Stride count	30.14	31.62	31.05	30.31	30.86	31.81	32.05	32.45	32.36	32.45	315.10	

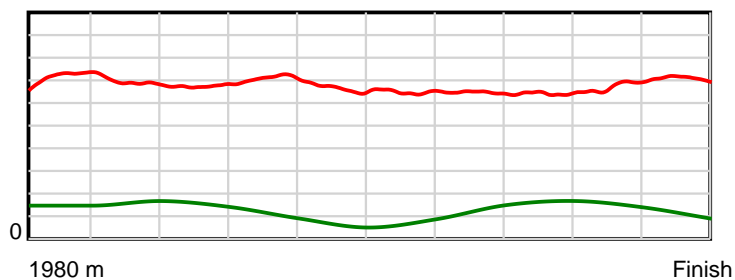
10 m Stride length



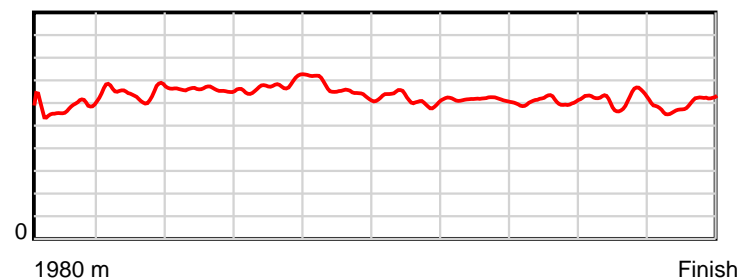
0.6 s Stride duration



20 m/sec Speed



100 % Stride efficiency



Note: Horizontal distance axis grid lines are 200m furlongs.

**Disclaimer.**

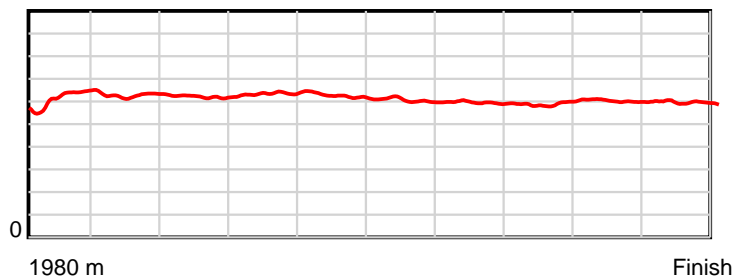
HRNZ and NZMTC and Thoroughbred Ratings Pty Ltd accepts no responsibility for the completeness or accuracy of any of the information contained herein, and makes no representations about its suitability for any particular purpose. Users should make their own judgements about those matters and/or seek independent advice. You assume all risks associated with use of the data provided on this page.

# Race Results

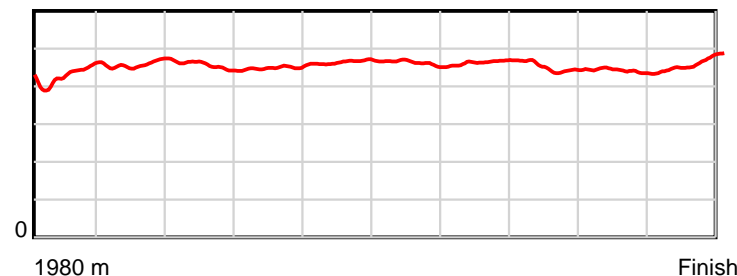
April 04, 2025, Race 8, , Distance 1980m, Addington - Survey 1980m

Result	TAB no.	Horse (Barrier)	1980 to	1800m to	1600m to	1400m to	1200m to	1000m to	800m to	600m to	400m to	200m to	Total or	Margin
5th	2	Jaccka Baylis (3)	1800m	1600m	1400m	1200m	1000m	800m	600m	400m	200m	WP	Average	
		Position in running (margin)	-	4(3.8)	5(6.2)	4(4.0)	4(4.7)	4(4.5)	4(3.6)	4(3.5)	4(2.7)	4(1.8)		10.00
		Sectional time (s)	12.93	14.87	14.85	14.03	15.06	15.34	15.54	15.70	15.04	15.45		
		Cumulative time (s)	148.81	135.88	121.01	106.16	92.13	77.07	61.73	46.19	30.49	15.45	2:28.81	
		Speed (m/s)	13.93	13.45	13.47	14.26	13.28	13.04	12.87	12.74	13.30	12.94	13.31	
		Stride length (m)	6.11	6.17	6.12	6.42	6.17	6.02	5.98	5.73	5.86	6.00	6.05	
		Stride duration (s)	0.430	0.459	0.454	0.450	0.464	0.462	0.464	0.449	0.441	0.464	0.455	
		Stride efficiency (%)	58.25	59.48	58.54	64.35	59.42	56.64	55.81	51.23	53.65	56.31	57.21	
		Stride count	29.48	32.42	32.68	31.17	32.43	33.22	33.47	34.93	34.13	33.32	327.25	

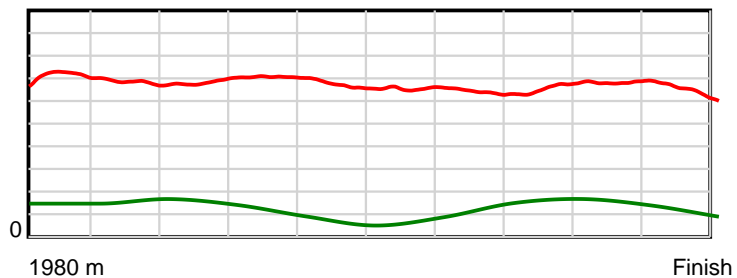
10 m Stride length



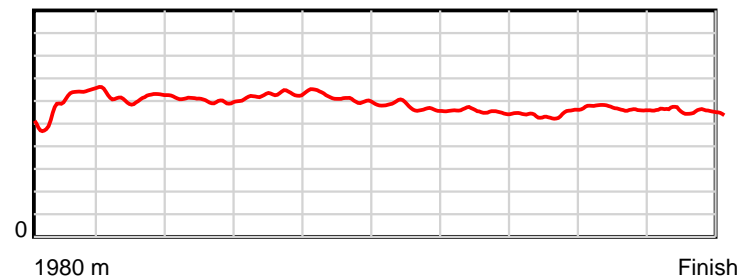
0.6 s Stride duration



20 m/sec Speed



100 % Stride efficiency



Note: Horizontal distance axis grid lines are 200m furlongs.

**Disclaimer.**

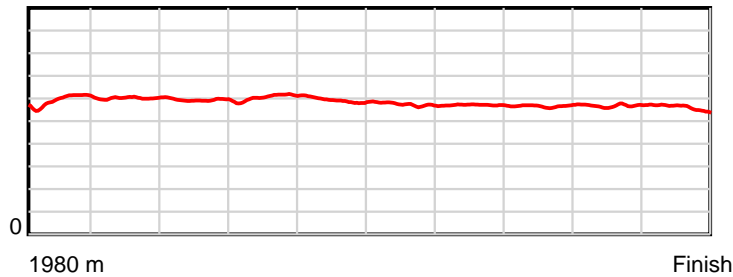
HRNZ and NZMTC and Thoroughbred Ratings Pty Ltd accepts no responsibility for the completeness or accuracy of any of the information contained herein, and makes no representations about its suitability for any particular purpose. Users should make their own judgements about those matters and/or seek independent advice. You assume all risks associated with use of the data provided on this page.

# Race Results

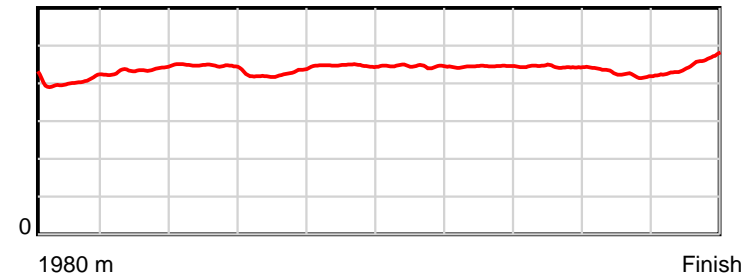
April 04, 2025, Race 8, , Distance 1980m, Addington - Survey 1980m

Result	TAB no.	Horse (Barrier)	1980 to	1800m to	1600m to	1400m to	1200m to	1000m to	800m to	600m to	400m to	200m to	Total or	Margin
6th	3	Majesdix (4)	1800m	1600m	1400m	1200m	1000m	800m	600m	400m	200m	WP	Average	
		Position in running (margin)	-	2(1.7)	2(1.9)	3(1.8)	3(2.4)	2(2.2)	3(1.9)	3(1.9)	2(1.9)	5(2.0)		14.00
		Sectional time (s)	12.61	14.51	15.18	14.02	15.07	15.43	15.55	15.83	15.23	16.11		
		Cumulative time (s)	149.54	136.93	122.42	107.24	93.22	78.15	62.72	47.17	31.34	16.11	2:29.54	
		Speed (m/s)	14.28	13.78	13.18	14.27	13.27	12.96	12.86	12.63	13.13	12.41	13.24	
		Stride length (m)	5.89	6.00	5.89	6.07	5.93	5.78	5.72	5.61	5.60	5.60	5.80	
		Stride duration (s)	0.404	0.435	0.447	0.425	0.447	0.446	0.445	0.444	0.426	0.451	0.438	
		Stride efficiency (%)	54.22	56.27	54.17	57.56	55.03	52.17	51.16	49.25	48.95	49.00	52.64	
		Stride count	30.56	33.33	33.97	32.95	33.70	34.62	34.95	35.63	35.73	35.72	341.16	

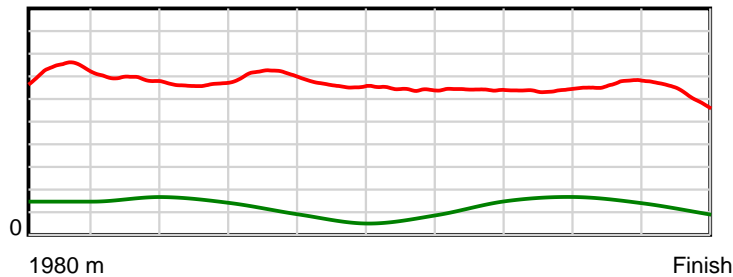
10 m Stride length



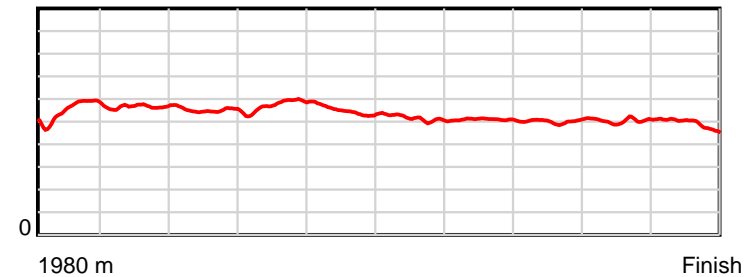
0.6 s Stride duration



20 m/sec Speed



100 % Stride efficiency



Note: Horizontal distance axis grid lines are 200m furlongs.

## Disclaimer.

HRNZ and NZMTC and Thoroughbred Ratings Pty Ltd accepts no responsibility for the completeness or accuracy of any of the information contained herein, and makes no representations about its suitability for any particular purpose. Users should make their own judgements about those matters and/or seek independent advice. You assume all risks associated with use of the data provided on this page.

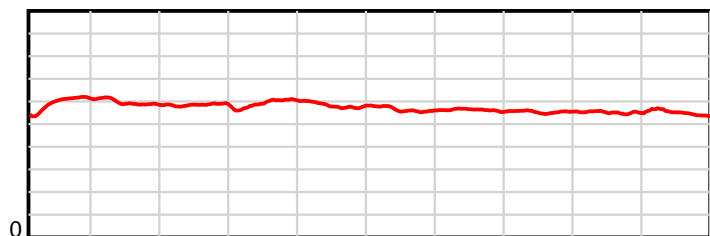


# Race Results

April 04, 2025, Race 8, , Distance 1980m, Addington - Survey 1980m

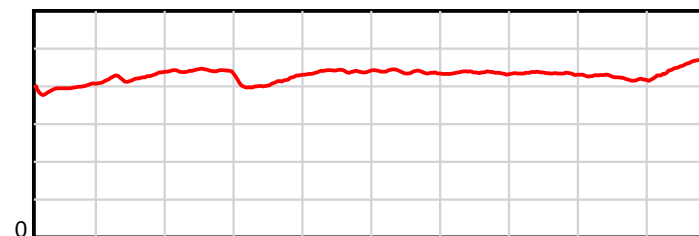
Result	TAB no.	Horse (Barrier)	1980 to	1800m to	1600m to	1400m to	1200m to	1000m to	800m to	600m to	400m to	200m to	Total or	Margin
7th	6	Silverlinings (7)	1800m	1600m	1400m	1200m	1000m	800m	600m	400m	200m	WP	Average	
		Position in running (margin)	-	1(0.0)	1(0.0)	1(0.0)	1(0.0)	1(0.0)	1(0.0)	1(0.0)	1(0.0)	2(1.6)		17.90
		Sectional time (s)	12.16	14.48	15.21	13.91	15.10	15.48	15.56	15.84	15.46	17.04		
		Cumulative time (s)	150.24	138.08	123.60	108.39	94.48	79.38	63.90	48.34	32.50	17.04	2:30.24	
		Speed (m/s)	14.81	13.81	13.15	14.38	13.25	12.92	12.85	12.63	12.94	11.74	13.18	
		Stride length (m)	5.92	5.87	5.78	5.91	5.83	5.66	5.61	5.48	5.46	5.41	5.69	
		Stride duration (s)	0.395	0.425	0.440	0.411	0.440	0.438	0.436	0.434	0.422	0.461	0.431	
		Stride efficiency (%)	54.82	53.91	52.26	54.67	53.05	49.98	49.15	46.96	46.63	45.71	50.51	
		Stride count	30.39	34.05	34.58	33.81	34.33	35.36	35.66	36.48	36.61	36.98	348.25	

10 m Stride length



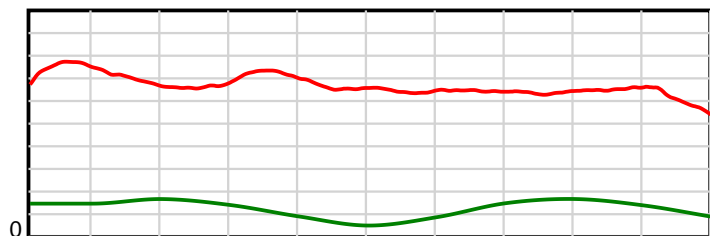
1980 m Finish

0.6 s Stride duration



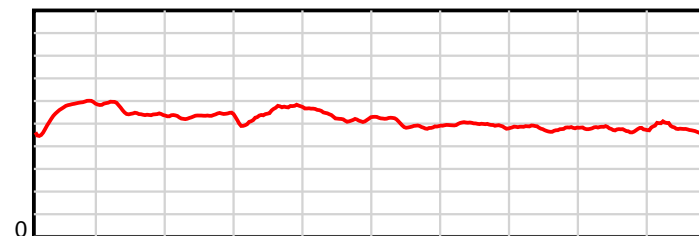
1980 m Finish

20 m/sec Speed



1980 m Finish

100 % Stride efficiency



1980 m Finish

Note: Horizontal distance axis grid lines are 200m furlongs.

## Disclaimer.

HRNZ and NZMTC and Thoroughbred Ratings Pty Ltd accepts no responsibility for the completeness or accuracy of any of the information contained herein, and makes no representations about its suitability for any particular purpose. Users should make their own judgements about those matters and/or seek independent advice. You assume all risks associated with use of the data provided on this page.

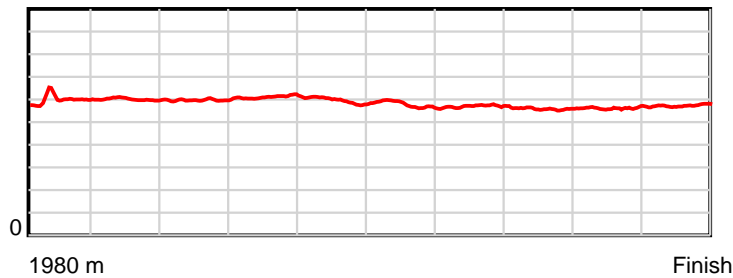


# Race Results

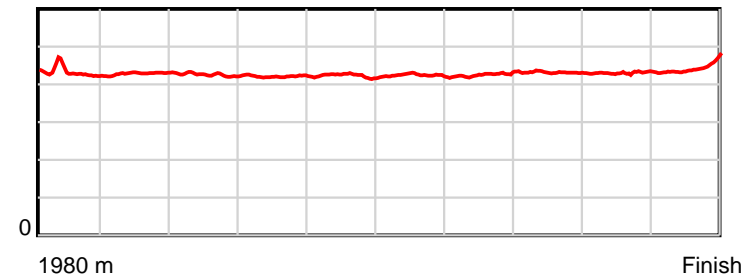
April 04, 2025, Race 8, , Distance 1980m, Addington - Survey 1980m

Result	TAB no.	Horse (Barrier)	1980 to	1800m to	1600m to	1400m to	1200m to	1000m to	800m to	600m to	400m to	200m to	Total or	Margin
8th	10	Tu Tangata (1)	1800m	1600m	1400m	1200m	1000m	800m	600m	400m	200m	WP	Average	
		Position in running (margin)	-	9(34.4)	9(34.3)	9(29.3)	9(28.0)	9(21.9)	9(16.5)	9(12.8)	9(10.9)	9(11.7)		20.00
		Sectional time (s)	18.03	14.46	14.38	13.70	14.08	14.58	14.93	15.53	15.33	15.59		
		Cumulative time (s)	150.61	132.58	118.12	103.74	90.04	75.96	61.38	46.45	30.92	15.59	2:30.61	
		Speed (m/s)	9.99	13.83	13.91	14.60	14.20	13.72	13.40	12.88	13.05	12.83	13.15	
		Stride length (m)	5.92	5.93	5.91	6.14	6.00	5.81	5.70	5.55	5.60	5.73	5.82	
		Stride duration (s)	0.429	0.429	0.425	0.421	0.423	0.423	0.426	0.431	0.429	0.446	0.443	
		Stride efficiency (%)	54.72	55.00	54.66	58.93	56.29	52.69	50.83	48.15	48.95	51.26	52.98	
		Stride count	30.42	33.71	33.82	32.57	33.32	34.44	35.07	36.03	35.74	34.92	340.04	

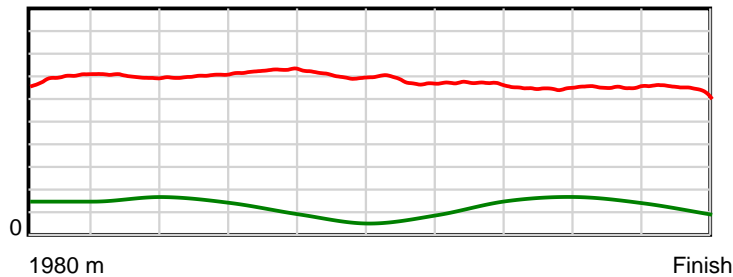
10 m Stride length



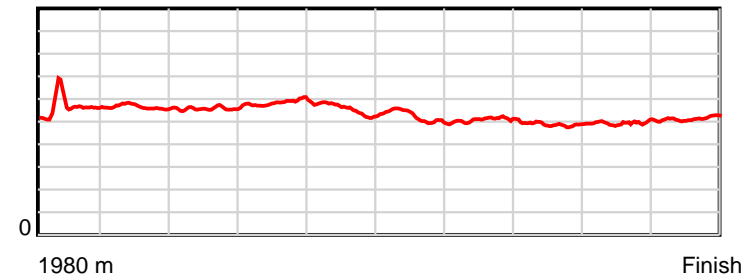
0.6 s Stride duration



20 m/sec Speed



100 % Stride efficiency



Note: Horizontal distance axis grid lines are 200m furlongs.

## Disclaimer.

HRNZ and NZMTC and Thoroughbred Ratings Pty Ltd accepts no responsibility for the completeness or accuracy of any of the information contained herein, and makes no representations about its suitability for any particular purpose. Users should make their own judgements about those matters and/or seek independent advice. You assume all risks associated with use of the data provided on this page.

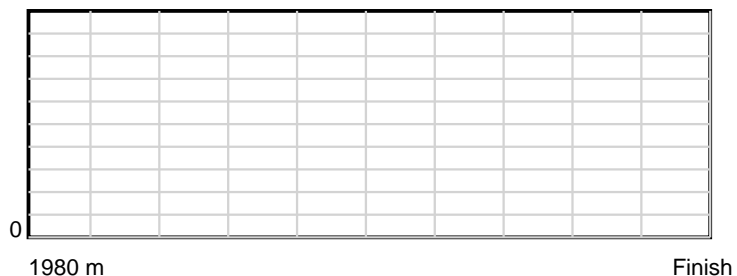


# Race Results

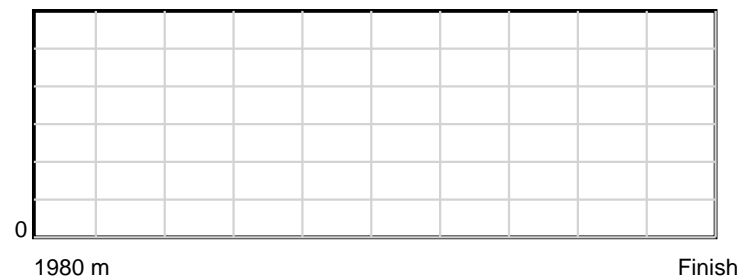
April 04, 2025, Race 8, , Distance 1980m, Addington - Survey 1980m

Result	TAB no.	Horse (Barrier)	1980 to	1800m to	1600m to	1400m to	1200m to	1000m to	800m to	600m to	400m to	200m to	Total or	Margin
9th	8	Who's Queen (9)	1800m	1600m	1400m	1200m	1000m	800m	600m	400m	200m	WP	Average	
		Position in running (margin)	-	3(2.5)	3(4.0)	2(1.6)	2(1.5)	3(2.4)	2(1.4)	2(1.6)	3(2.7)	8(6.9)		21.80
		Sectional time (s)	12.72	14.73	14.81	13.89	15.25	15.31	15.60	16.01	15.90	16.71		
		Cumulative time (s)	150.93	138.21	123.48	108.67	94.78	79.53	64.22	48.62	32.61	16.71	2:30.93	
		Speed (m/s)	14.16	13.58	13.50	14.40	13.11	13.06	12.82	12.49	12.58	11.97	13.12	
		Stride length (m)	0.00	0.00	0.00	0.00	0.00	0.00	0.00	0.00	0.00	0.00	nan	
		Stride duration (s)	0.000	0.000	0.000	0.000	0.000	0.000	0.000	0.000	0.000	0.000	nan	
		Stride efficiency (%)	0.00	0.00	0.00	0.00	0.00	0.00	0.00	0.00	0.00	0.00	nan	
		Stride count	0.00	0.00	0.00	0.00	0.00	0.00	0.00	0.00	0.00	0.00	0.00	

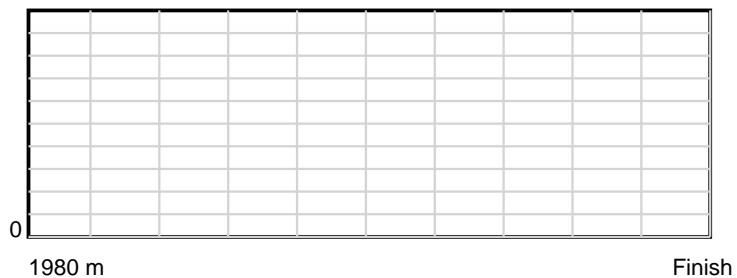
10 m Stride length



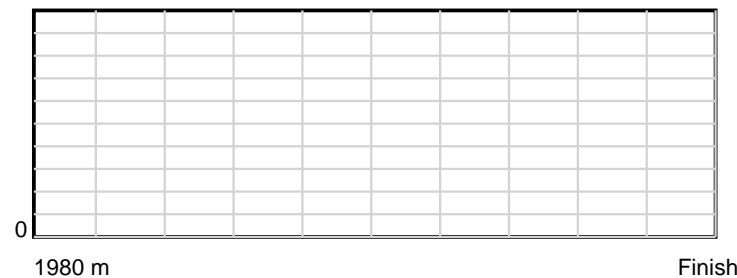
0.6 s Stride duration



20 m/sec Speed



100 % Stride efficiency



Note: Horizontal distance axis grid lines are 200m furlongs.

**Disclaimer.**

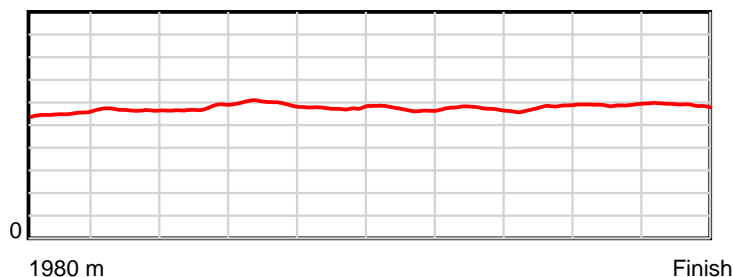
HRNZ and NZMTC and Thoroughbred Ratings Pty Ltd accepts no responsibility for the completeness or accuracy of any of the information contained herein, and makes no representations about its suitability for any particular purpose. Users should make their own judgements about those matters and/or seek independent advice. You assume all risks associated with use of the data provided on this page.

# Race Results

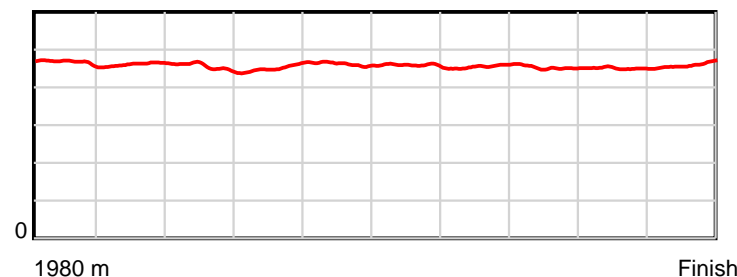
April 04, 2025, Race 8, , Distance 1980m, Addington - Survey 1980m

Result	TAB no.	Horse (Barrier)	1980 to	1800m to	1600m to	1400m to	1200m to	1000m to	800m to	600m to	400m to	200m to	Total or	Margin
10th	9	Dynasty (0)	1800m	1600m	1400m	1200m	1000m	800m	600m	400m	200m	WP	Average	
		Position in running (margin)	-	10(92.9)	10(104.5)	10(109.1)	10(116.7)	10(122.6)	10(125.5)	10(127.8)	10(127.6)	10(129.1)		129.10
		Sectional time (s)	27.76	16.41	15.98	15.17	16.07	15.97	15.94	15.81	15.45	15.69		
		Cumulative time (s)	170.25	142.49	126.08	110.10	94.93	78.86	62.89	46.95	31.14	15.69	2:50.25	
		Speed (m/s)	6.49	12.19	12.52	13.18	12.45	12.52	12.55	12.65	12.94	12.75	11.63	
		Stride length (m)	5.44	5.62	5.69	5.95	5.74	5.75	5.71	5.73	5.83	5.87	5.73	
		Stride duration (s)	0.467	0.461	0.455	0.451	0.462	0.459	0.455	0.453	0.451	0.460	0.493	
		Stride efficiency (%)	46.24	49.38	50.62	55.40	51.56	51.68	50.91	51.22	53.14	53.75	51.36	
		Stride count	33.09	35.58	35.14	33.59	34.82	34.78	35.04	34.93	34.30	34.10	345.37	

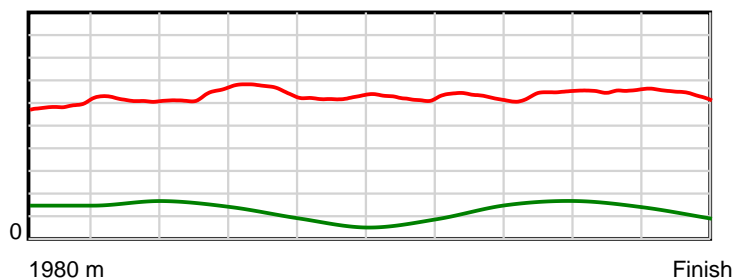
10 m Stride length



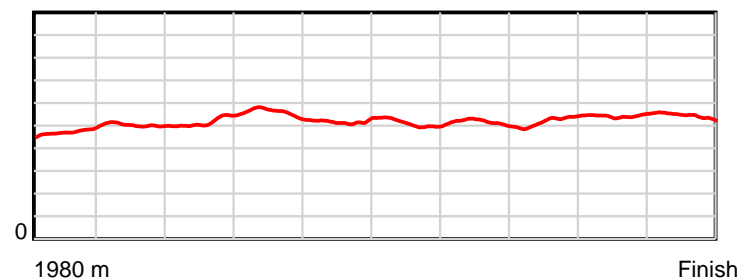
0.6 s Stride duration



20 m/sec Speed



100 % Stride efficiency



Note: Horizontal distance axis grid lines are 200m furlongs.

## Disclaimer.

HRNZ and NZMTC and Thoroughbred Ratings Pty Ltd accepts no responsibility for the completeness or accuracy of any of the information contained herein, and makes no representations about its suitability for any particular purpose. Users should make their own judgements about those matters and/or seek independent advice. You assume all risks associated with use of the data provided on this page.

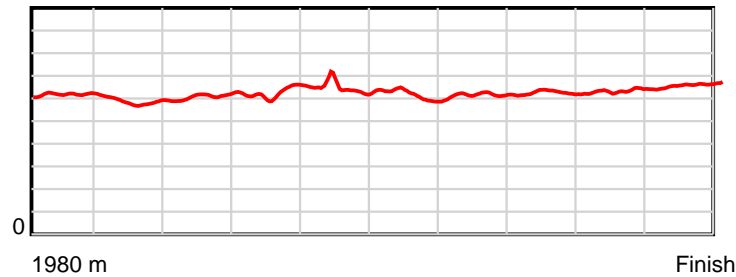


# Race Results

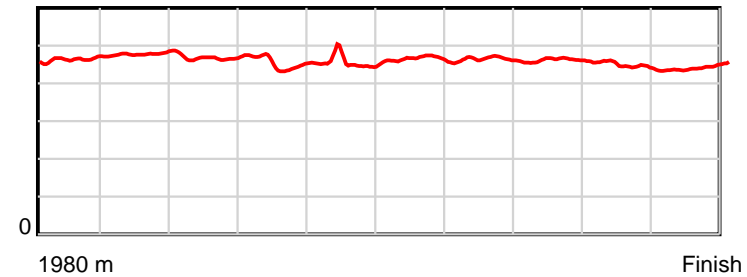
April 04, 2025, Race 9, , Distance 1980m, Addington - Survey 1980m

Result	TAB no.	Horse (Barrier)	1980 to	1800m to	1600m to	1400m to	1200m to	1000m to	800m to	600m to	400m to	200m to	Total or	Margin
1st	9	Impressive Sha... (7)	1800m	1600m	1400m	1200m	1000m	800m	600m	400m	200m	WP	Average	
		Position in running (margin)	-	5(4.9)	5(9.9)	5(7.6)	3(1.2)	2(0.1)	3(1.9)	1(0.0)	1(0.0)	1(0.0)		0.00
		Sectional time (s)	13.78	16.80	15.54	14.45	14.54	15.52	15.14	14.97	14.43	13.52		
		Cumulative time (s)	148.69	134.91	118.11	102.57	88.12	73.58	58.06	42.92	27.95	13.52	2:28.69	
		Speed (m/s)	13.06	11.90	12.87	13.84	13.76	12.89	13.21	13.36	13.86	14.79	13.32	
		Stride length (m)	6.12	5.69	6.01	6.28	6.22	5.99	6.13	6.16	6.19	6.56	6.13	
		Stride duration (s)	0.464	0.478	0.467	0.454	0.453	0.465	0.464	0.461	0.447	0.443	0.460	
		Stride efficiency (%)	58.60	50.63	56.52	61.71	60.52	56.03	58.81	59.34	59.90	67.19	58.72	
		Stride count	29.39	35.14	33.25	31.83	32.14	33.40	32.60	32.45	32.30	30.50	323.00	

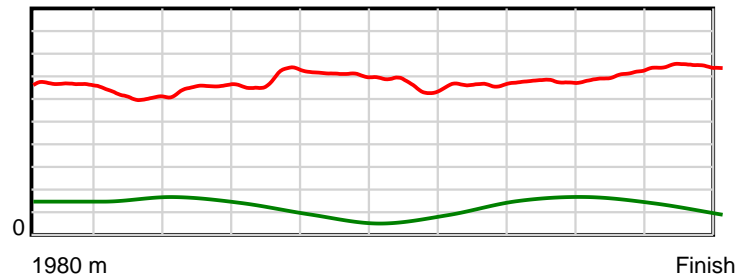
10 m Stride length



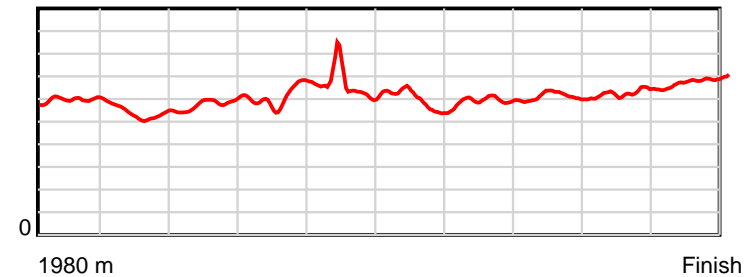
0.6 s Stride duration



20 m/sec Speed



100 % Stride efficiency



Note: Horizontal distance axis grid lines are 200m furlongs.

## Disclaimer.

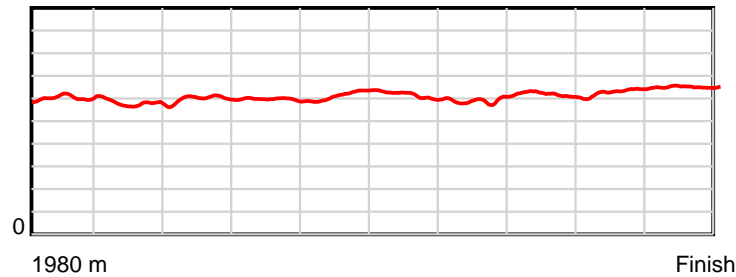
HRNZ and NZMTC and Thoroughbred Ratings Pty Ltd accepts no responsibility for the completeness or accuracy of any of the information contained herein, and makes no representations about its suitability for any particular purpose. Users should make their own judgements about those matters and/or seek independent advice. You assume all risks associated with use of the data provided on this page.

# Race Results

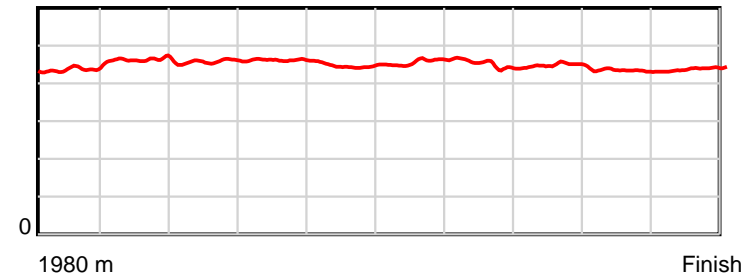
April 04, 2025, Race 9, , Distance 1980m, Addington - Survey 1980m

Result	TAB no.	Horse (Barrier)	1980 to	1800m to	1600m to	1400m to	1200m to	1000m to	800m to	600m to	400m to	200m to	Total or	Margin
2nd	7	<b>Elektra King (5)</b>	<b>1800m</b>	<b>1600m</b>	<b>1400m</b>	<b>1200m</b>	<b>1000m</b>	<b>800m</b>	<b>600m</b>	<b>400m</b>	<b>200m</b>	<b>WP</b>	<b>Average</b>	
		Position in running (margin)	-	4(2.9)	4(6.5)	4(4.2)	5(4.0)	5(4.0)	5(3.9)	4(3.0)	3(3.5)	2(0.5)		0.00
		Sectional time (s)	13.43	16.57	15.55	15.49	14.74	15.18	15.31	15.05	13.93	13.47		
		Cumulative time (s)	148.72	135.29	118.72	103.17	87.68	72.94	57.76	42.45	27.40	13.47	2:28.72	
		Speed (m/s)	13.40	12.07	12.86	12.91	13.57	13.18	13.06	13.29	14.36	14.85	13.31	
		Stride length (m)	5.94	5.59	5.89	5.96	6.06	6.02	5.89	5.94	6.23	6.52	6.00	
		Stride duration (s)	0.438	0.463	0.458	0.462	0.447	0.457	0.451	0.447	0.434	0.439	0.450	
		Stride efficiency (%)	55.15	48.76	54.16	55.58	57.38	56.62	54.20	55.14	60.67	66.35	56.17	
		Stride count	30.30	35.80	33.97	33.53	33.00	33.23	33.96	33.67	32.10	30.69	330.25	

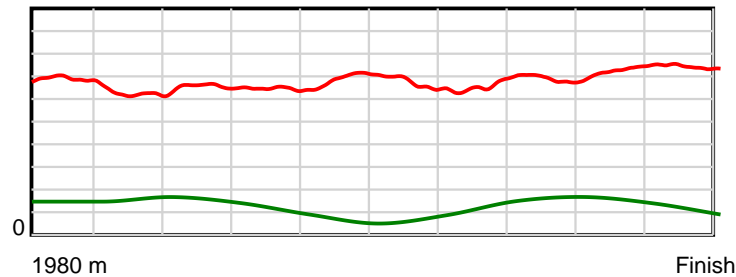
10 m Stride length



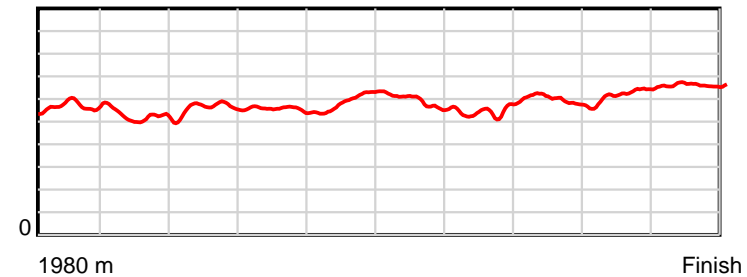
0.6 s Stride duration



20 m/sec Speed



100 % Stride efficiency



Note: Horizontal distance axis grid lines are 200m furlongs.

**Disclaimer.**

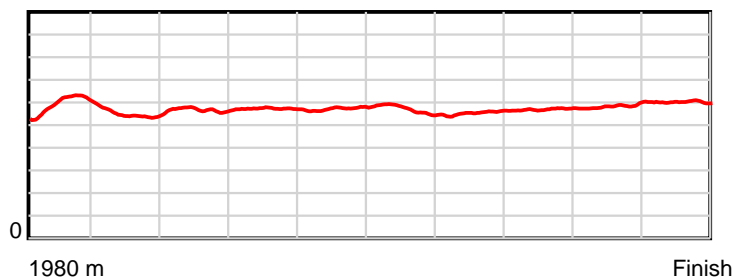
HRNZ and NZMTC and Thoroughbred Ratings Pty Ltd accepts no responsibility for the completeness or accuracy of any of the information contained herein, and makes no representations about its suitability for any particular purpose. Users should make their own judgements about those matters and/or seek independent advice. You assume all risks associated with use of the data provided on this page.

# Race Results

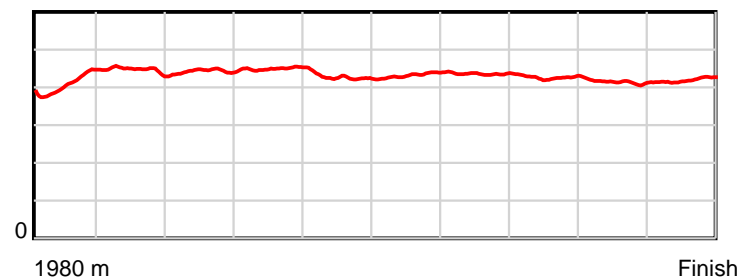
April 04, 2025, Race 9, , Distance 1980m, Addington - Survey 1980m

Result	TAB no.	Horse (Barrier)	1980 to	1800m to	1600m to	1400m to	1200m to	1000m to	800m to	600m to	400m to	200m to	Total or	Margin
3rd	6	<b>Nila Maree (4)</b>	<b>1800m</b>	<b>1600m</b>	<b>1400m</b>	<b>1200m</b>	<b>1000m</b>	<b>800m</b>	<b>600m</b>	<b>400m</b>	<b>200m</b>	<b>WP</b>	<b>Average</b>	
		Position in running (margin)	-	1(0.0)	2(0.7)	1(0.0)	1(0.0)	1(0.0)	1(0.0)	2(0.4)	2(1.2)	1(0.0)		0.00
		Sectional time (s)	12.60	16.46	15.62	15.57	14.69	15.20	15.71	15.10	14.19	13.81		
		Cumulative time (s)	148.95	136.35	119.89	104.27	88.70	74.01	58.81	43.10	28.00	13.81	2:28.95	
		Speed (m/s)	14.29	12.15	12.80	12.85	13.61	13.16	12.73	13.25	14.09	14.48	13.29	
		Stride length (m)	5.94	5.42	5.67	5.78	5.80	5.69	5.55	5.65	5.83	6.07	5.73	
		Stride duration (s)	0.411	0.446	0.443	0.450	0.426	0.432	0.436	0.427	0.414	0.420	0.431	
		Stride efficiency (%)	55.20	45.89	50.28	52.23	52.65	50.56	48.12	49.88	53.14	57.66	51.37	
		Stride count	30.29	36.90	35.26	34.59	34.46	35.16	36.04	35.40	34.30	32.93	345.33	

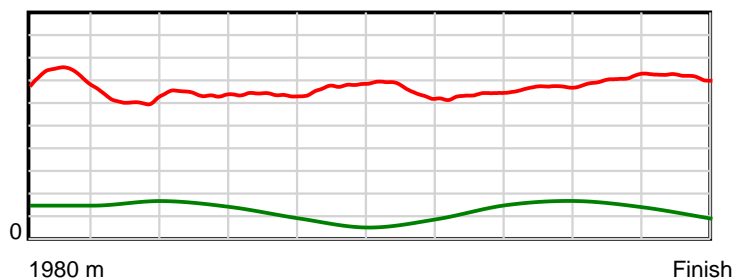
10 m Stride length



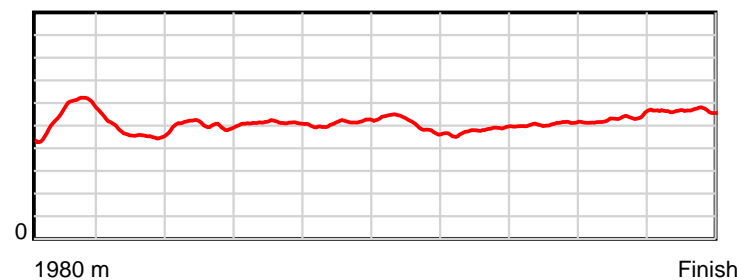
0.6 s Stride duration



20 m/sec Speed



100 % Stride efficiency



Note: Horizontal distance axis grid lines are 200m furlongs.

**Disclaimer.**

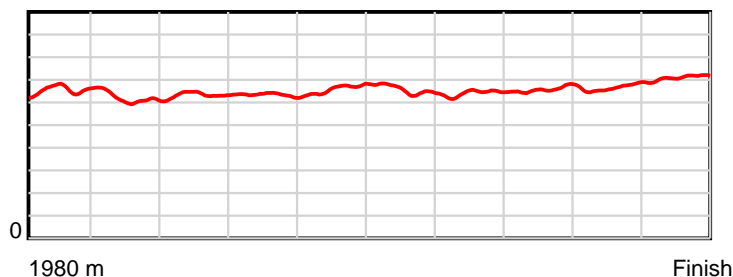
HRNZ and NZMTC and Thoroughbred Ratings Pty Ltd accepts no responsibility for the completeness or accuracy of any of the information contained herein, and makes no representations about its suitability for any particular purpose. Users should make their own judgements about those matters and/or seek independent advice. You assume all risks associated with use of the data provided on this page.

# Race Results

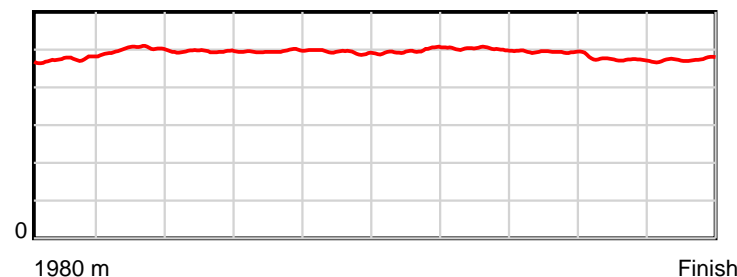
April 04, 2025, Race 9, , Distance 1980m, Addington - Survey 1980m

Result	TAB no.	Horse (Barrier)	1980 to	1800m to	1600m to	1400m to	1200m to	1000m to	800m to	600m to	400m to	200m to	Total or	Margin
4th	2	<b>Tallandfast (1)</b>	<b>1800m</b>	<b>1600m</b>	<b>1400m</b>	<b>1200m</b>	<b>1000m</b>	<b>800m</b>	<b>600m</b>	<b>400m</b>	<b>200m</b>	<b>WP</b>	<b>Average</b>	
		Position in running (margin)	-	3(2.8)	3(4.8)	3(2.7)	3(3.2)	3(3.8)	3(2.7)	3(3.1)	2(1.9)	2(1.9)		0.00
		Sectional time (s)	13.41	16.31	15.58	15.60	14.84	15.02	15.69	15.04	14.19	13.39		
		Cumulative time (s)	149.07	135.66	119.35	103.77	88.17	73.33	58.31	42.62	27.58	13.39	2:29.07	
		Speed (m/s)	13.43	12.26	12.84	12.82	13.48	13.32	12.75	13.30	14.09	14.94	13.28	
		Stride length (m)	6.48	6.14	6.36	6.36	6.65	6.62	6.40	6.57	6.67	7.09	6.53	
		Stride duration (s)	0.476	0.501	0.495	0.496	0.493	0.498	0.502	0.494	0.473	0.475	0.491	
		Stride efficiency (%)	65.70	58.97	63.17	63.21	69.11	68.57	63.98	67.51	69.55	78.54	66.57	
		Stride count	27.76	32.56	31.46	31.45	30.07	30.19	31.26	30.43	29.98	28.21	303.37	

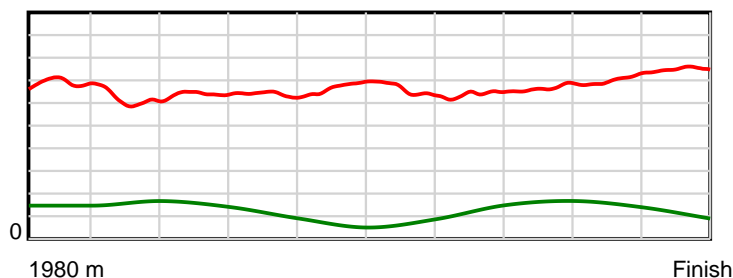
10 m Stride length



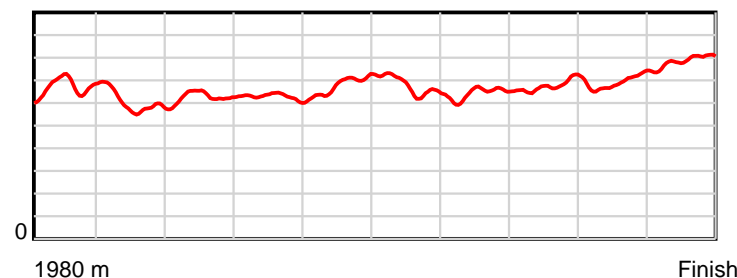
0.6 s Stride duration



20 m/sec Speed



100 % Stride efficiency



Note: Horizontal distance axis grid lines are 200m furlongs.

## Disclaimer.

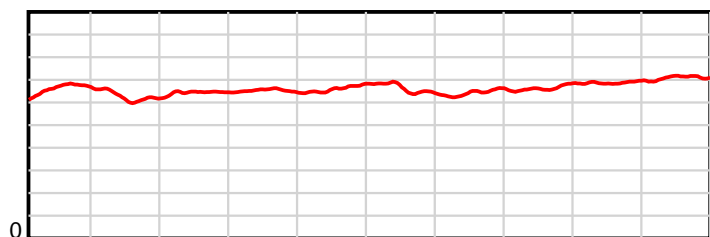
HRNZ and NZMTC and Thoroughbred Ratings Pty Ltd accepts no responsibility for the completeness or accuracy of any of the information contained herein, and makes no representations about its suitability for any particular purpose. Users should make their own judgements about those matters and/or seek independent advice. You assume all risks associated with use of the data provided on this page.

# Race Results

April 04, 2025, Race 9, , Distance 1980m, Addington - Survey 1980m

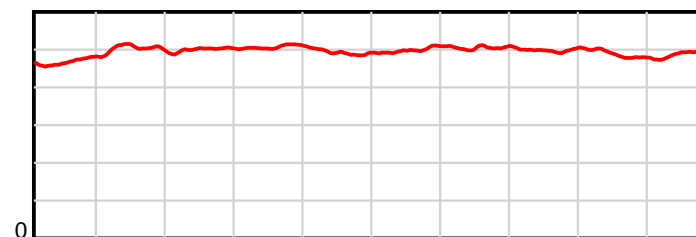
Result	TAB no.	Horse (Barrier)	1980 to	1800m to	1600m to	1400m to	1200m to	1000m to	800m to	600m to	400m to	200m to	Total or	Margin
5th	1	Assisi Lover (0)	1800m	1600m	1400m	1200m	1000m	800m	600m	400m	200m	WP	Average	
		Position in running (margin)	-	1(0.0)	2(2.2)	2(0.3)	2(0.7)	2(1.3)	2(0.9)	2(0.9)	1(0.0)	1(0.0)		0.00
		Sectional time (s)	12.96	16.33	15.62	15.58	14.84	15.13	15.63	15.08	14.19	13.92		
		Cumulative time (s)	149.28	136.32	119.99	104.37	88.79	73.95	58.82	43.19	28.11	13.92	2:29.28	
		Speed (m/s)	13.89	12.25	12.80	12.84	13.48	13.22	12.80	13.26	14.09	14.37	13.26	
		Stride length (m)	6.61	6.17	6.41	6.51	6.64	6.60	6.47	6.61	6.86	7.06	6.59	
		Stride duration (s)	0.469	0.504	0.501	0.507	0.492	0.500	0.505	0.498	0.486	0.492	0.496	
		Stride efficiency (%)	68.27	59.44	64.20	66.29	68.80	68.17	65.33	68.27	73.46	77.92	67.77	
		Stride count	27.23	32.43	31.20	30.71	30.14	30.28	30.93	30.26	29.17	28.32	300.67	

10 m Stride length



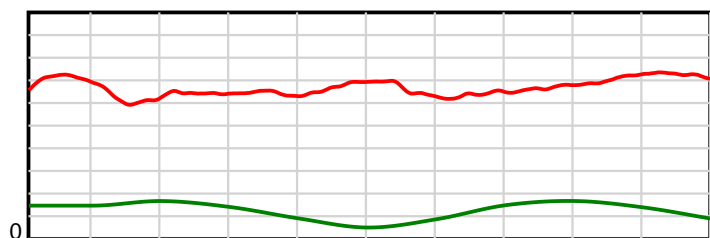
1980 m Finish

0.6 s Stride duration



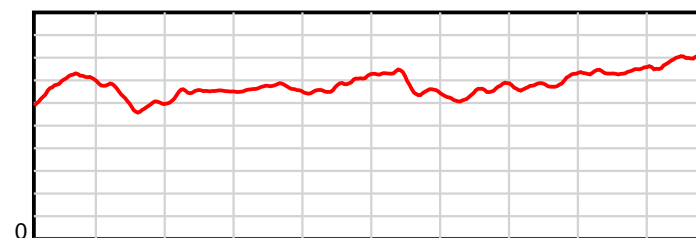
1980 m Finish

20 m/sec Speed



1980 m Finish

100 % Stride efficiency



1980 m Finish

Note: Horizontal distance axis grid lines are 200m furlongs.

## Disclaimer.

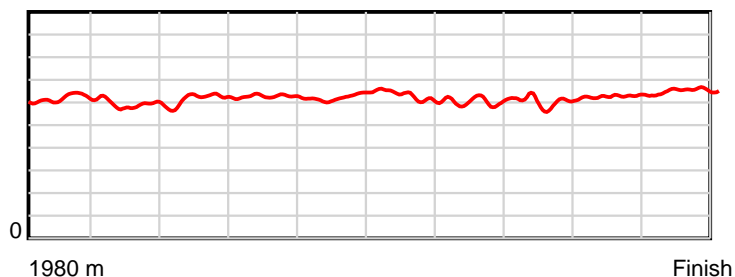
HRNZ and NZMTC and Thoroughbred Ratings Pty Ltd accepts no responsibility for the completeness or accuracy of any of the information contained herein, and makes no representations about its suitability for any particular purpose. Users should make their own judgements about those matters and/or seek independent advice. You assume all risks associated with use of the data provided on this page.

# Race Results

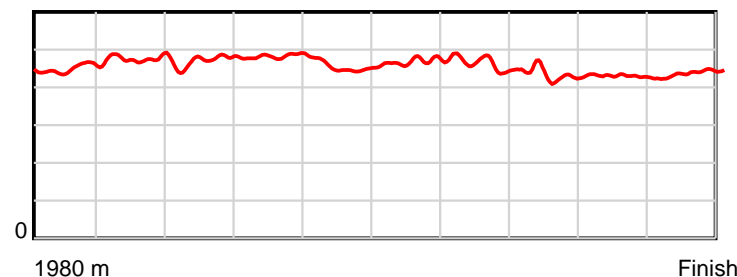
April 04, 2025, Race 9, , Distance 1980m, Addington - Survey 1980m

Result	TAB no.	Horse (Barrier)	1980 to	1800m to	1600m to	1400m to	1200m to	1000m to	800m to	600m to	400m to	200m to	Total or	Margin
6th	8	Royal Belle (6)	1800m	1600m	1400m	1200m	1000m	800m	600m	400m	200m	WP	Average	
		Position in running (margin)	-	4(4.6)	4(9.8)	4(6.4)	4(6.5)	4(5.6)	4(5.9)	4(4.6)	3(4.2)	3(2.0)		0.00
		Sectional time (s)	13.73	16.83	15.39	15.52	14.58	15.26	15.41	15.15	13.82	13.62		
		Cumulative time (s)	149.31	135.58	118.75	103.36	87.84	73.26	58.00	42.59	27.44	13.62	2:29.31	
		Speed (m/s)	13.11	11.88	13.00	12.89	13.72	13.11	12.98	13.20	14.47	14.68	13.26	
		Stride length (m)	6.07	5.67	6.11	6.22	6.22	6.14	6.01	5.73	6.20	6.45	6.07	
		Stride duration (s)	0.450	0.477	0.470	0.483	0.453	0.468	0.463	0.434	0.429	0.439	0.458	
		Stride efficiency (%)	57.63	50.24	58.34	60.54	60.43	58.88	56.35	51.31	60.12	65.01	57.66	
		Stride count	29.64	35.27	32.73	32.13	32.16	32.58	33.30	34.90	32.24	31.01	325.96	

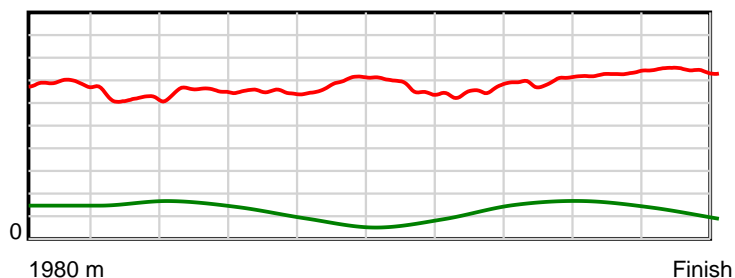
10 m Stride length



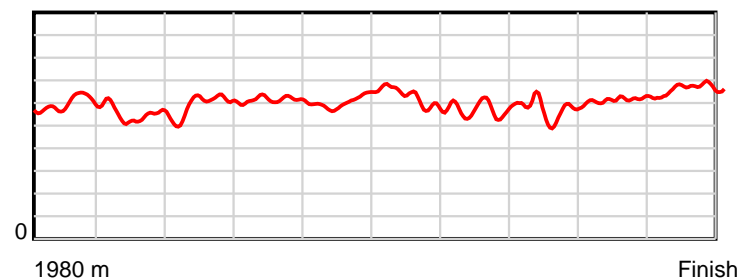
0.6 s Stride duration



20 m/sec Speed



100 % Stride efficiency



Note: Horizontal distance axis grid lines are 200m furlongs.

## Disclaimer.

HRNZ and NZMTC and Thoroughbred Ratings Pty Ltd accepts no responsibility for the completeness or accuracy of any of the information contained herein, and makes no representations about its suitability for any particular purpose. Users should make their own judgements about those matters and/or seek independent advice. You assume all risks associated with use of the data provided on this page.

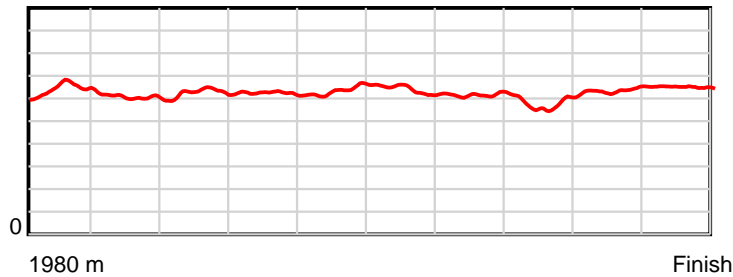


# Race Results

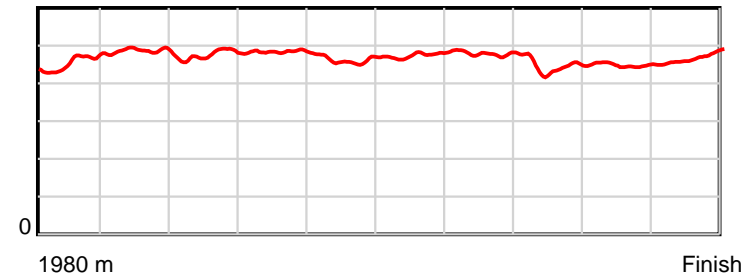
April 04, 2025, Race 9, , Distance 1980m, Addington - Survey 1980m

Result	TAB no.	Horse (Barrier)	1980 to	1800m to	1600m to	1400m to	1200m to	1000m to	800m to	600m to	400m to	200m to	Total or	Margin
7th	4	Kairaki Vegas (2)	1800m	1600m	1400m	1200m	1000m	800m	600m	400m	200m	WP	Average	
		Position in running (margin)	-	4(3.2)	4(4.3)	4(3.0)	5(2.9)	5(3.2)	4(3.0)	5(2.9)	8(7.2)	7(6.1)		0.00
		Sectional time (s)	13.12	16.52	15.53	15.56	14.74	15.16	15.63	15.68	14.22	14.75		
		Cumulative time (s)	150.91	137.79	121.27	105.74	90.18	75.44	60.28	44.65	28.97	14.75	2:30.91	
		Speed (m/s)	13.72	12.11	12.88	12.85	13.57	13.19	12.80	12.76	14.06	13.56	13.12	
		Stride length (m)	6.30	5.88	6.12	6.22	6.27	6.26	6.12	5.67	6.31	6.38	6.14	
		Stride duration (s)	0.455	0.486	0.475	0.484	0.462	0.475	0.478	0.445	0.449	0.470	0.468	
		Stride efficiency (%)	62.00	53.98	58.61	60.49	61.47	61.29	58.53	50.25	62.21	63.55	58.99	
		Stride count	28.58	34.03	32.66	32.14	31.89	31.94	32.68	35.27	31.70	31.36	322.25	

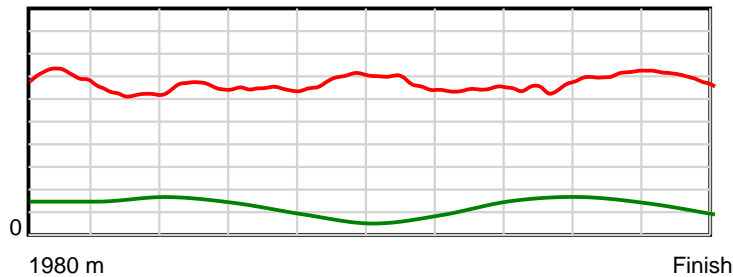
10 m Stride length



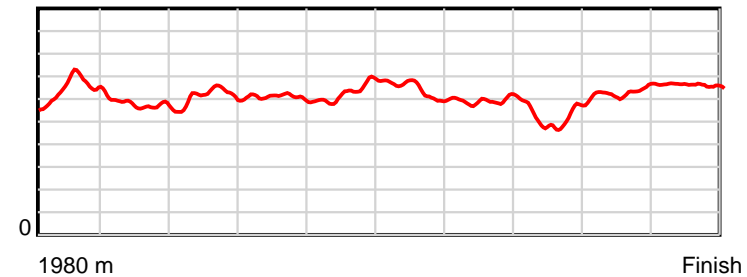
0.6 s Stride duration



20 m/sec Speed



100 % Stride efficiency



Note: Horizontal distance axis grid lines are 200m furlongs.

## Disclaimer.

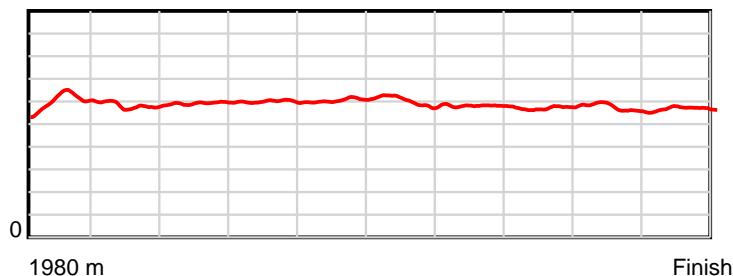
HRNZ and NZMTC and Thoroughbred Ratings Pty Ltd accepts no responsibility for the completeness or accuracy of any of the information contained herein, and makes no representations about its suitability for any particular purpose. Users should make their own judgements about those matters and/or seek independent advice. You assume all risks associated with use of the data provided on this page.

# Race Results

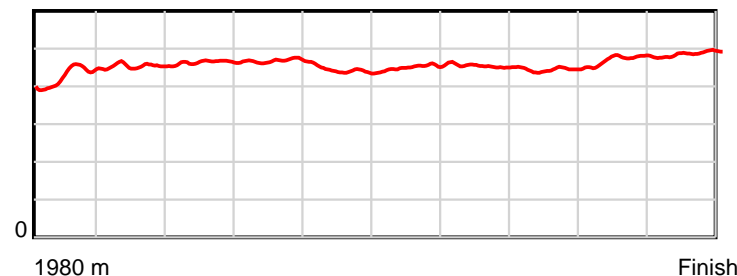
April 04, 2025, Race 9, , Distance 1980m, Addington - Survey 1980m

Result	TAB no.	Horse (Barrier)	1980 to	1800m to	1600m to	1400m to	1200m to	1000m to	800m to	600m to	400m to	200m to	Total or	Margin
8th	5	Kushite Warri... (3)	1800m	1600m	1400m	1200m	1000m	800m	600m	400m	200m	WP	Average	
		Position in running (margin)	-	1(0.0)	1(0.0)	1(0.0)	1(0.0)	1(0.0)	1(0.0)	1(0.0)	1(0.0)	1(0.0)		0.00
		Sectional time (s)	12.99	15.93	15.94	15.51	14.74	15.20	15.63	15.92	16.84	17.10		
		Cumulative time (s)	155.80	142.81	126.88	110.94	95.43	80.69	65.49	49.86	33.94	17.10	2:35.80	
		Speed (m/s)	13.86	12.55	12.55	12.89	13.57	13.16	12.80	12.56	11.88	11.70	12.71	
		Stride length (m)	5.99	5.70	5.82	6.04	6.00	5.94	5.81	5.59	5.62	5.70	5.81	
		Stride duration (s)	0.429	0.454	0.464	0.468	0.442	0.452	0.454	0.445	0.473	0.487	0.457	
		Stride efficiency (%)	56.00	50.71	52.91	56.96	56.31	55.12	52.75	48.75	49.29	50.76	52.81	
		Stride count	30.07	35.11	34.37	33.13	33.32	33.68	34.42	35.81	35.61	35.09	340.61	

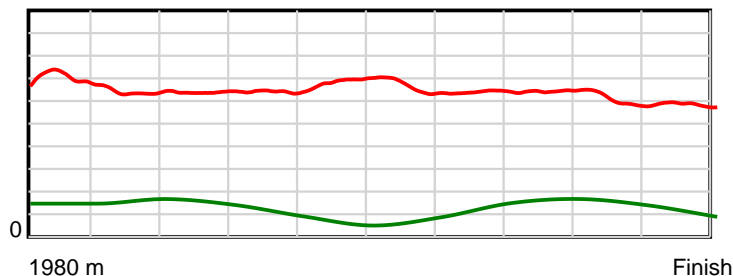
10 m Stride length



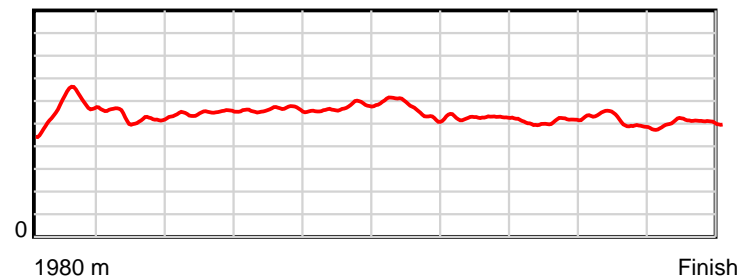
0.6 s Stride duration



20 m/sec Speed



100 % Stride efficiency



Note: Horizontal distance axis grid lines are 200m furlongs.

**Disclaimer.**

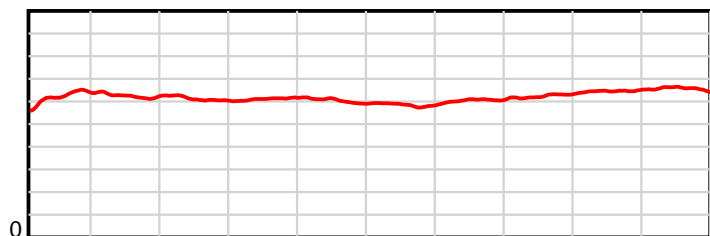
HRNZ and NZMTC and Thoroughbred Ratings Pty Ltd accepts no responsibility for the completeness or accuracy of any of the information contained herein, and makes no representations about its suitability for any particular purpose. Users should make their own judgements about those matters and/or seek independent advice. You assume all risks associated with use of the data provided on this page.

# Race Results

April 04, 2025, Race 10, GOLD BAND TAXIS MOBILE PACE, Distance 1980m, Addington - Survey 1980m

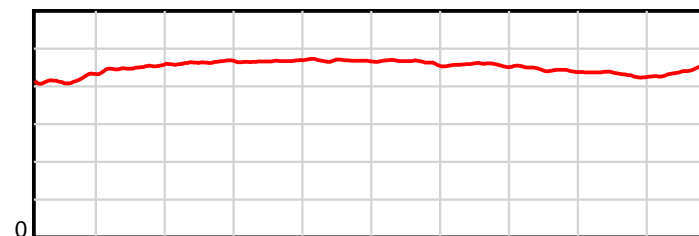
Result	TAB no.	Horse (Barrier)	1980 to	1800m to	1600m to	1400m to	1200m to	1000m to	800m to	600m to	400m to	200m to	Total or	Margin
1st	3	Strikem (3)	1800m	1600m	1400m	1200m	1000m	800m	600m	400m	200m	WP	Average	
		Position in running (margin)	-	3(2.0)	1(0.0)	1(0.0)	1(0.0)	1(0.0)	1(0.0)	1(0.0)	1(0.0)	1(0.0)		0.00
		Sectional time (s)	12.31	14.84	15.28	15.31	15.60	16.06	15.16	14.38	13.32	13.59		
		Cumulative time (s)	145.85	133.54	118.70	103.42	88.11	72.51	56.45	41.29	26.91	13.59	2:25.85	
		Speed (m/s)	14.62	13.48	13.09	13.06	12.82	12.45	13.19	13.91	15.02	14.72	13.58	
		Stride length (m)	6.20	6.07	6.07	6.10	6.00	5.78	6.04	6.18	6.49	6.56	6.14	
		Stride duration (s)	0.419	0.451	0.463	0.467	0.468	0.464	0.458	0.444	0.432	0.446	0.452	
		Stride efficiency (%)	60.04	57.64	57.51	58.14	56.29	52.19	56.96	59.59	65.72	67.26	58.90	
		Stride count	29.04	32.93	32.97	32.79	33.32	34.61	33.13	32.39	30.84	30.48	322.50	

10 m Stride length



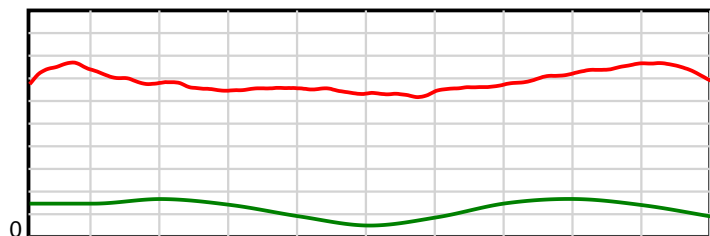
1980 m Finish

0.6 s Stride duration



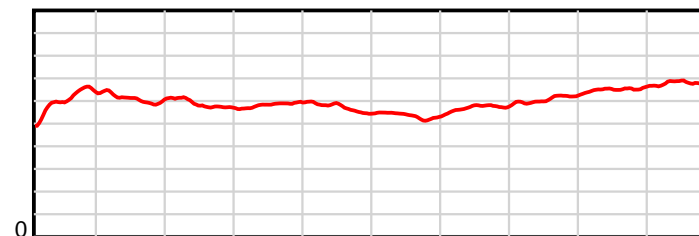
1980 m Finish

20 m/sec Speed



1980 m Finish

100 % Stride efficiency



1980 m Finish

Note: Horizontal distance axis grid lines are 200m furlongs.

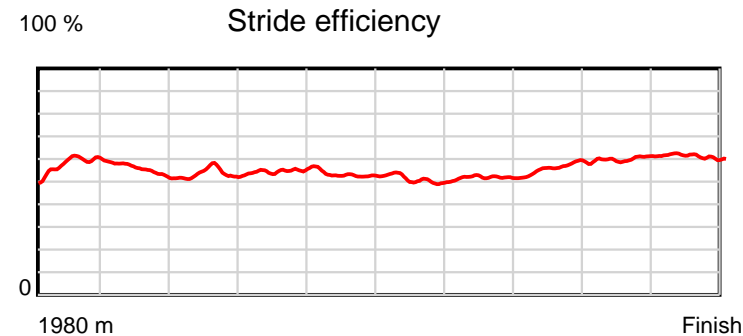
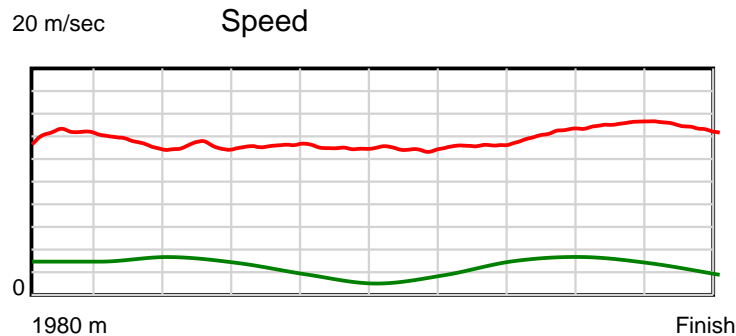
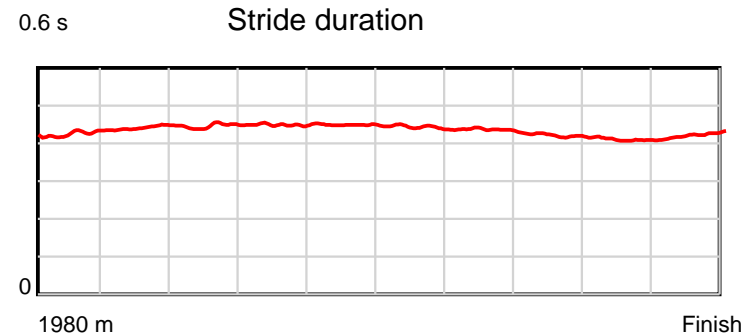
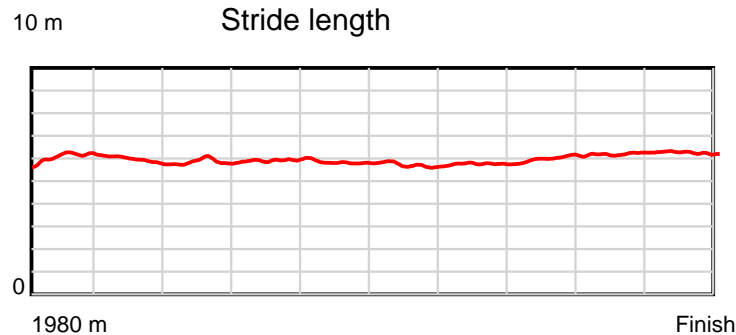
## Disclaimer.

HRNZ and NZMTC and Thoroughbred Ratings Pty Ltd accepts no responsibility for the completeness or accuracy of any of the information contained herein, and makes no representations about its suitability for any particular purpose. Users should make their own judgements about those matters and/or seek independent advice. You assume all risks associated with use of the data provided on this page.

# Race Results

April 04, 2025, Race 10, GOLD BAND TAXIS MOBILE PACE, Distance 1980m, Addington - Survey 1980m

Result	TAB no.	Horse (Barrier)	1980 to	1800m to	1600m to	1400m to	1200m to	1000m to	800m to	600m to	400m to	200m to	Total or	Margin
2nd	4	<b>Watching Brief (4)</b>	<b>1800m</b>	<b>1600m</b>	<b>1400m</b>	<b>1200m</b>	<b>1000m</b>	<b>800m</b>	<b>600m</b>	<b>400m</b>	<b>200m</b>	<b>WP</b>	<b>Average</b>	
		Position in running (margin)	-	4(4.6)	4(4.6)	4(5.5)	4(5.0)	4(4.7)	3(2.7)	3(2.4)	3(1.8)	2(2.2)		1.40
		Sectional time (s)	12.78	15.15	15.44	15.22	15.56	15.73	15.10	14.28	13.38	13.45		
		Cumulative time (s)	146.09	133.31	118.16	102.72	87.50	71.94	56.21	41.11	26.83	13.45	2:26.09	
		Speed (m/s)	14.08	13.20	12.95	13.14	12.85	12.71	13.25	14.01	14.95	14.87	13.55	
		Stride length (m)	6.05	5.83	5.78	5.90	5.77	5.63	5.78	5.90	6.12	6.29	5.90	
		Stride duration (s)	0.426	0.442	0.446	0.449	0.449	0.443	0.436	0.421	0.410	0.423	0.435	
		Stride efficiency (%)	57.19	53.14	52.19	54.38	52.03	49.59	52.15	54.32	58.62	61.80	54.36	
		Stride count	29.75	34.30	34.61	33.90	34.66	35.50	34.62	33.92	32.65	31.80	335.71	



Note: Horizontal distance axis grid lines are 200m furlongs.

#### Disclaimer.

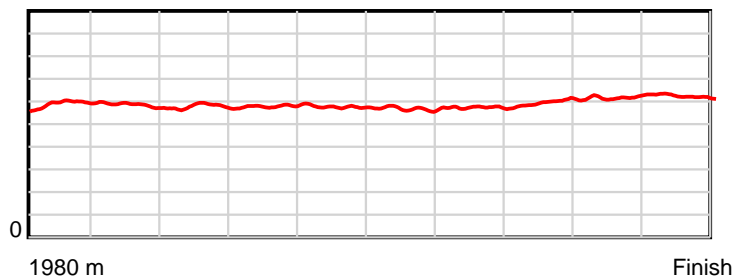
HRNZ and NZMTC and Thoroughbred Ratings Pty Ltd accepts no responsibility for the completeness or accuracy of any of the information contained herein, and makes no representations about its suitability for any particular purpose. Users should make their own judgements about those matters and/or seek independent advice. You assume all risks associated with use of the data provided on this page.

# Race Results

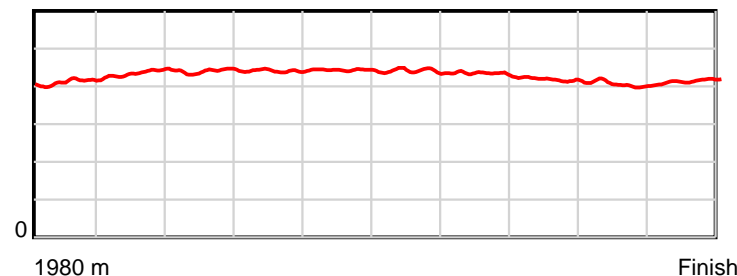
April 04, 2025, Race 10, GOLD BAND TAXIS MOBILE PACE, Distance 1980m, Addington - Survey 1980m

Result	TAB no.	Horse (Barrier)	1980 to	1800m to	1600m to	1400m to	1200m to	1000m to	800m to	600m to	400m to	200m to	Total or	Margin
3rd	11	<b>Gladys Greenla... (11)</b>	<b>1800m</b>	<b>1600m</b>	<b>1400m</b>	<b>1200m</b>	<b>1000m</b>	<b>800m</b>	<b>600m</b>	<b>400m</b>	<b>200m</b>	<b>WP</b>	<b>Average</b>	
		Position in running (margin)	-	6(6.5)	6(6.4)	6(7.3)	6(6.7)	6(6.3)	5(4.6)	5(4.5)	4(3.6)	4(3.2)		1.40
		Sectional time (s)	13.01	15.15	15.43	15.20	15.53	15.79	15.13	14.24	13.25	13.37		
		Cumulative time (s)	146.10	133.09	117.94	102.51	87.31	71.78	55.99	40.86	26.62	13.37	2:26.10	
		Speed (m/s)	13.83	13.20	12.96	13.16	12.88	12.67	13.22	14.04	15.09	14.96	13.55	
		Stride length (m)	5.83	5.75	5.71	5.80	5.71	5.59	5.73	5.86	6.12	6.20	5.82	
		Stride duration (s)	0.411	0.436	0.440	0.441	0.443	0.441	0.433	0.417	0.405	0.415	0.430	
		Stride efficiency (%)	53.17	51.66	50.91	52.52	50.90	48.78	51.29	53.69	58.49	60.11	53.00	
		Stride count	30.86	34.78	35.04	34.50	35.04	35.80	34.91	34.12	32.69	32.25	339.99	

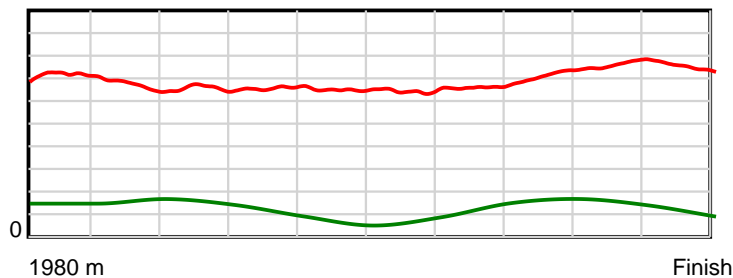
10 m Stride length



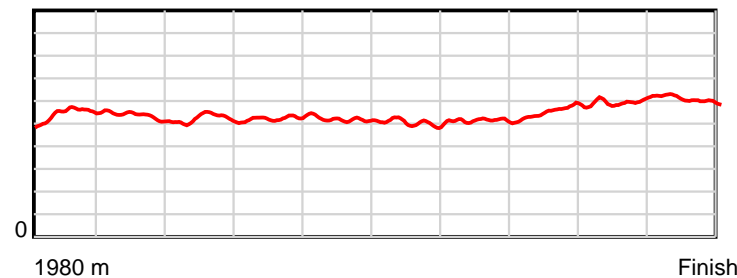
0.6 s Stride duration



20 m/sec Speed



100 % Stride efficiency



Note: Horizontal distance axis grid lines are 200m furlongs.

## Disclaimer.

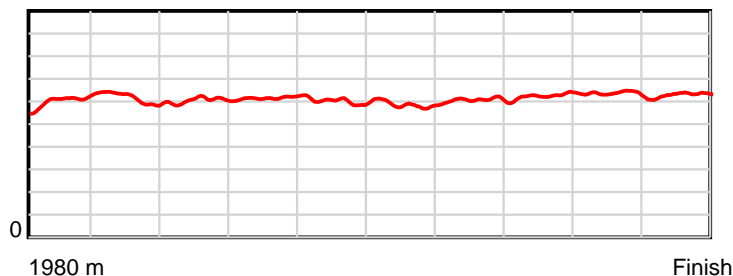
HRNZ and NZMTC and Thoroughbred Ratings Pty Ltd accepts no responsibility for the completeness or accuracy of any of the information contained herein, and makes no representations about its suitability for any particular purpose. Users should make their own judgements about those matters and/or seek independent advice. You assume all risks associated with use of the data provided on this page.

# Race Results

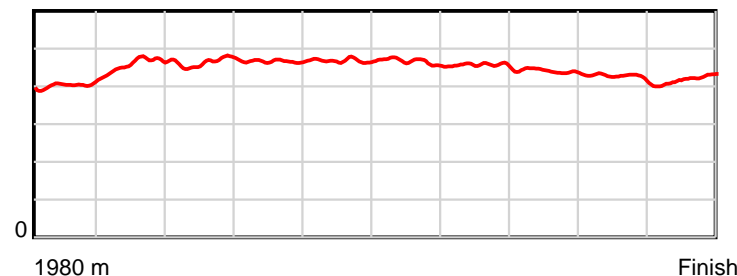
April 04, 2025, Race 10, GOLD BAND TAXIS MOBILE PACE, Distance 1980m, Addington - Survey 1980m

Result	TAB no.	Horse (Barrier)	1980 to	1800m to	1600m to	1400m to	1200m to	1000m to	800m to	600m to	400m to	200m to	Total or	Margin
4th	2	<b>Toby Tom B (2)</b>	<b>1800m</b>	<b>1600m</b>	<b>1400m</b>	<b>1200m</b>	<b>1000m</b>	<b>800m</b>	<b>600m</b>	<b>400m</b>	<b>200m</b>	<b>WP</b>	<b>Average</b>	
		Position in running (margin)	-	2(1.8)	3(4.0)	3(4.4)	3(4.0)	3(4.0)	4(4.3)	4(3.8)	5(3.9)	5(4.1)		1.70
		Sectional time (s)	12.21	15.53	15.33	15.25	15.61	16.11	15.07	14.40	13.35	13.29		
		Cumulative time (s)	146.15	133.94	118.41	103.08	87.83	72.22	56.11	41.04	26.64	13.29	2:26.15	
		Speed (m/s)	14.74	12.88	13.05	13.11	12.81	12.41	13.27	13.89	14.98	15.05	13.55	
		Stride length (m)	5.97	5.93	6.06	6.11	6.00	5.78	6.04	6.12	6.36	6.30	6.06	
		Stride duration (s)	0.404	0.460	0.464	0.466	0.468	0.465	0.456	0.440	0.424	0.419	0.447	
		Stride efficiency (%)	55.63	54.94	57.30	58.31	56.27	52.12	57.10	58.44	63.12	62.07	57.43	
		Stride count	30.17	33.73	33.03	32.74	33.33	34.63	33.09	32.70	31.47	31.73	326.62	

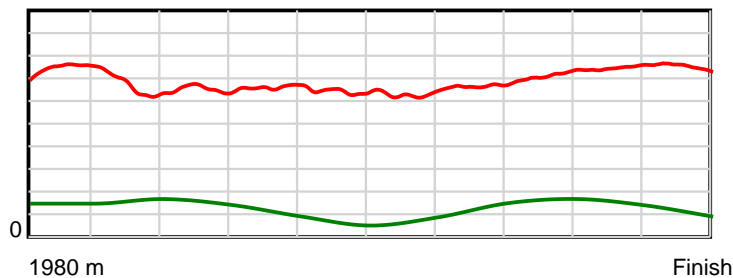
10 m Stride length



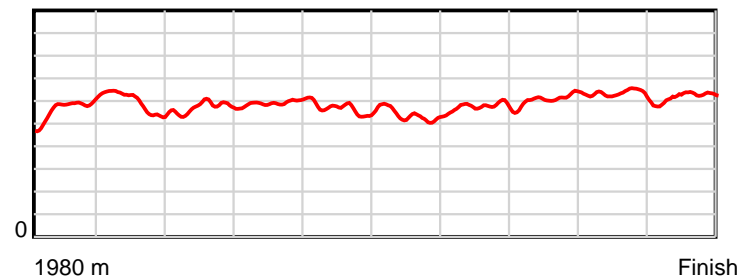
0.6 s Stride duration



20 m/sec Speed



100 % Stride efficiency



Note: Horizontal distance axis grid lines are 200m furlongs.

**Disclaimer.**

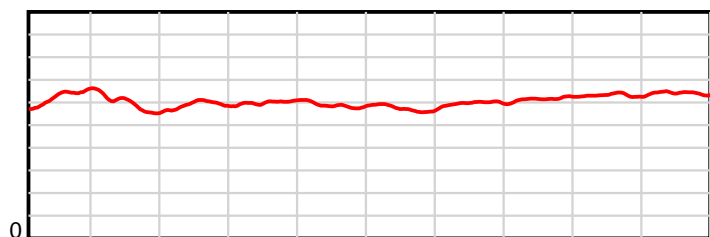
HRNZ and NZMTC and Thoroughbred Ratings Pty Ltd accepts no responsibility for the completeness or accuracy of any of the information contained herein, and makes no representations about its suitability for any particular purpose. Users should make their own judgements about those matters and/or seek independent advice. You assume all risks associated with use of the data provided on this page.

# Race Results

April 04, 2025, Race 10, GOLD BAND TAXIS MOBILE PACE, Distance 1980m, Addington - Survey 1980m

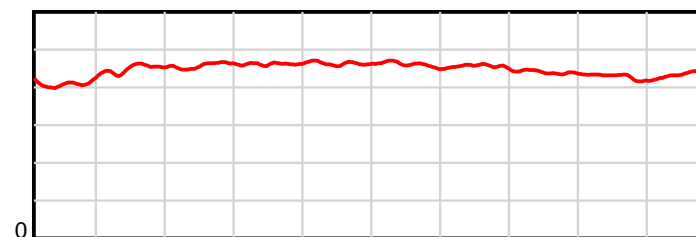
Result	TAB no.	Horse (Barrier)	1980 to	1800m to	1600m to	1400m to	1200m to	1000m to	800m to	600m to	400m to	200m to	Total or	Margin
5th	5	Nothing But Yo... (5)	1800m	1600m	1400m	1200m	1000m	800m	600m	400m	200m	WP	Average	
		Position in running (margin)	-	1(0.0)	2(1.0)	2(2.3)	2(2.2)	2(2.1)	2(1.8)	2(1.7)	2(1.4)	3(2.4)		2.50
		Sectional time (s)	11.95	15.33	15.49	15.31	15.59	16.01	15.14	14.33	13.48	13.66		
		Cumulative time (s)	146.29	134.34	119.01	103.52	88.21	72.62	56.61	41.47	27.14	13.66	2:26.29	
		Speed (m/s)	15.06	13.05	12.91	13.06	12.83	12.49	13.21	13.96	14.84	14.64	13.53	
		Stride length (m)	6.21	5.88	5.92	6.04	5.94	5.75	6.01	6.14	6.33	6.45	6.06	
		Stride duration (s)	0.410	0.451	0.458	0.462	0.463	0.460	0.455	0.440	0.427	0.440	0.448	
		Stride efficiency (%)	60.30	54.07	54.68	56.95	55.21	51.59	56.48	58.86	62.68	64.92	57.35	
		Stride count	28.98	34.00	33.81	33.13	33.65	34.81	33.27	32.59	31.58	31.03	326.85	

10 m Stride length



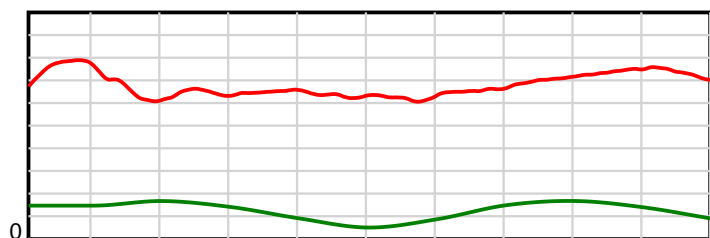
1980 m Finish

0.6 s Stride duration



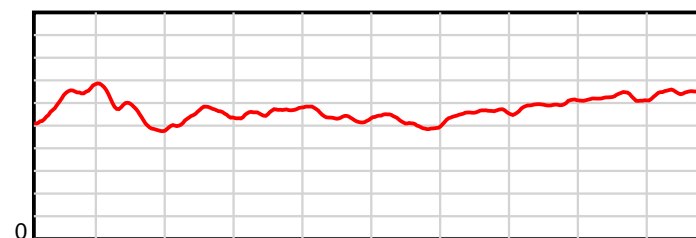
1980 m Finish

20 m/sec Speed



1980 m Finish

100 % Stride efficiency



1980 m Finish

Note: Horizontal distance axis grid lines are 200m furlongs.

**Disclaimer.**

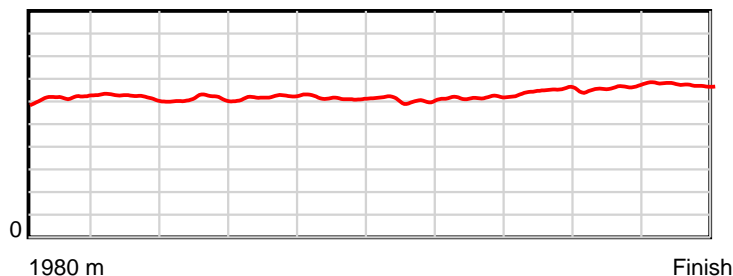
HRNZ and NZMTC and Thoroughbred Ratings Pty Ltd accepts no responsibility for the completeness or accuracy of any of the information contained herein, and makes no representations about its suitability for any particular purpose. Users should make their own judgements about those matters and/or seek independent advice. You assume all risks associated with use of the data provided on this page.

# Race Results

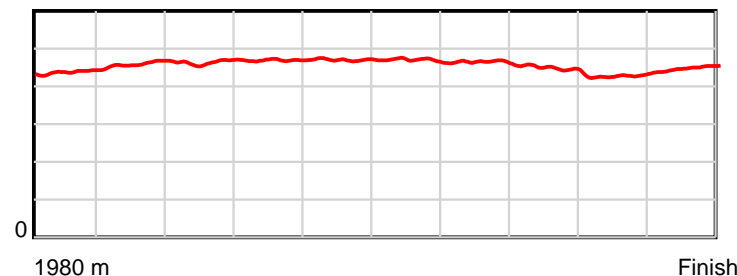
April 04, 2025, Race 10, GOLD BAND TAXIS MOBILE PACE, Distance 1980m, Addington - Survey 1980m

Result	TAB no.	Horse (Barrier)	1980 to	1800m to	1600m to	1400m to	1200m to	1000m to	800m to	600m to	400m to	200m to	Total or	Margin
6th	12	Sophia Bromac (0)	1800m	1600m	1400m	1200m	1000m	800m	600m	400m	200m	WP	Average	
		Position in running (margin)	-	8(9.2)	8(8.9)	8(9.0)	8(8.6)	7(8.2)	7(6.8)	7(7.1)	7(5.9)	6(4.6)		2.60
		Sectional time (s)	13.35	15.12	15.30	15.24	15.54	15.84	15.20	14.18	13.10	13.45		
		Cumulative time (s)	146.32	132.97	117.85	102.55	87.31	71.77	55.93	40.73	26.55	13.45	2:26.32	
		Speed (m/s)	13.48	13.23	13.07	13.12	12.87	12.63	13.16	14.10	15.27	14.87	13.53	
		Stride length (m)	6.06	6.07	6.07	6.16	6.05	5.93	6.11	6.30	6.54	6.68	6.19	
		Stride duration (s)	0.438	0.459	0.464	0.469	0.470	0.470	0.464	0.447	0.428	0.449	0.458	
		Stride efficiency (%)	57.44	57.64	57.51	59.24	57.28	54.97	58.35	62.10	66.81	69.68	59.89	
		Stride count	29.69	32.93	32.97	32.48	33.03	33.72	32.73	31.73	30.59	29.95	319.82	

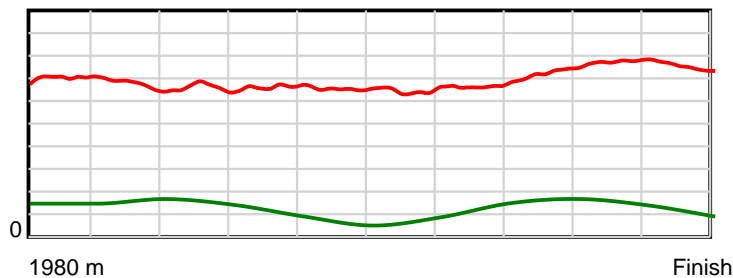
10 m Stride length



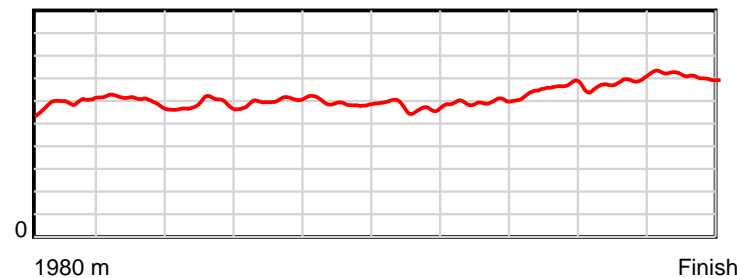
0.6 s Stride duration



20 m/sec Speed



100 % Stride efficiency



Note: Horizontal distance axis grid lines are 200m furlongs.

### Disclaimer.

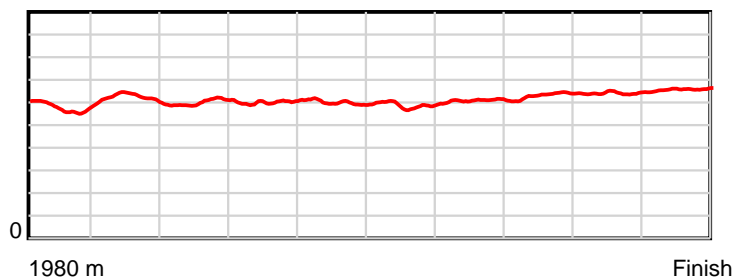
HRNZ and NZMTC and Thoroughbred Ratings Pty Ltd accepts no responsibility for the completeness or accuracy of any of the information contained herein, and makes no representations about its suitability for any particular purpose. Users should make their own judgements about those matters and/or seek independent advice. You assume all risks associated with use of the data provided on this page.

# Race Results

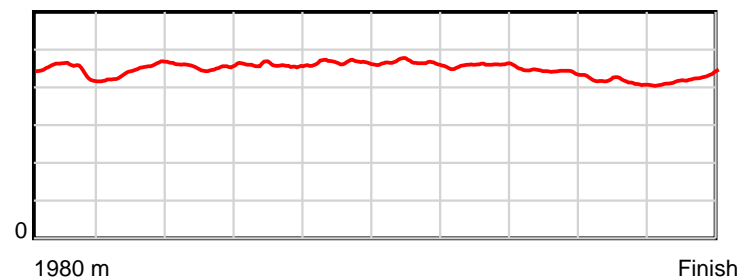
April 04, 2025, Race 10, GOLD BAND TAXIS MOBILE PACE, Distance 1980m, Addington - Survey 1980m

Result	TAB no.	Horse (Barrier)	1980 to	1800m to	1600m to	1400m to	1200m to	1000m to	800m to	600m to	400m to	200m to	Total or	Margin
7th	9	Ocean Of Tears (9)	1800m	1600m	1400m	1200m	1000m	800m	600m	400m	200m	WP	Average	
		Position in running (margin)	-	11(14.4)	10(11.6)	9(10.5)	9(10.5)	10(10.5)	10(10.0)	10(9.9)	11(10.0)	9(8.2)		3.30
		Sectional time (s)	14.35	14.69	15.09	15.32	15.60	15.97	15.14	14.41	13.02	12.86		
		Cumulative time (s)	146.45	132.10	117.41	102.32	87.00	71.40	55.43	40.29	25.88	12.86	2:26.45	
		Speed (m/s)	12.54	13.61	13.25	13.05	12.82	12.52	13.21	13.88	15.36	15.55	13.52	
		Stride length (m)	5.66	6.07	6.02	5.98	5.96	5.84	6.05	6.14	6.36	6.60	6.06	
		Stride duration (s)	0.447	0.446	0.454	0.458	0.465	0.466	0.458	0.442	0.414	0.424	0.448	
		Stride efficiency (%)	49.98	57.63	56.63	55.81	55.54	53.30	57.28	58.88	63.27	68.06	57.43	
		Stride count	31.83	32.93	33.22	33.47	33.55	34.25	33.03	32.58	31.43	30.31	326.60	

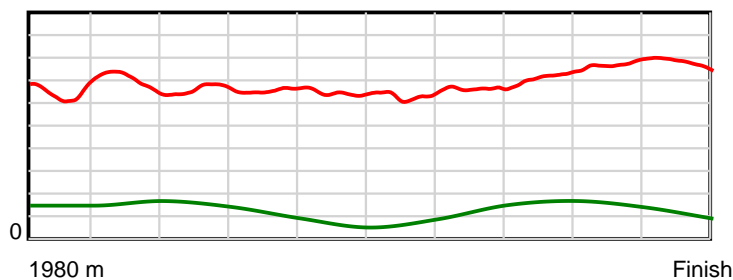
10 m Stride length



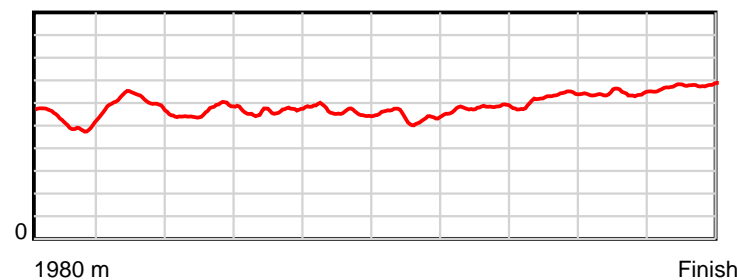
0.6 s Stride duration



20 m/sec Speed



100 % Stride efficiency



Note: Horizontal distance axis grid lines are 200m furlongs.

**Disclaimer.**

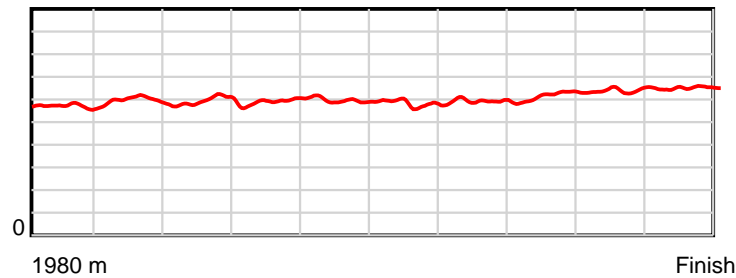
HRNZ and NZMTC and Thoroughbred Ratings Pty Ltd accepts no responsibility for the completeness or accuracy of any of the information contained herein, and makes no representations about its suitability for any particular purpose. Users should make their own judgements about those matters and/or seek independent advice. You assume all risks associated with use of the data provided on this page.

# Race Results

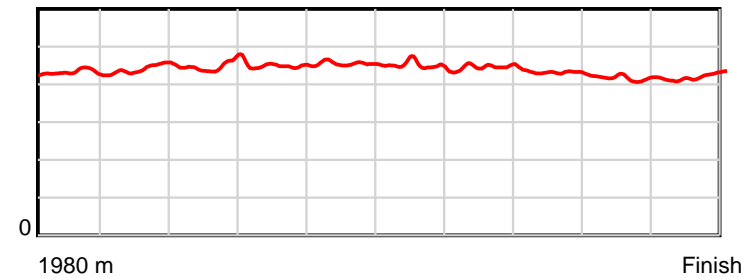
April 04, 2025, Race 10, GOLD BAND TAXIS MOBILE PACE, Distance 1980m, Addington - Survey 1980m

Result	TAB no.	Horse (Barrier)	1980 to	1800m to	1600m to	1400m to	1200m to	1000m to	800m to	600m to	400m to	200m to	Total or	Margin
8th	7	<b>Artful Bromac (7)</b>	<b>1800m</b>	<b>1600m</b>	<b>1400m</b>	<b>1200m</b>	<b>1000m</b>	<b>800m</b>	<b>600m</b>	<b>400m</b>	<b>200m</b>	<b>WP</b>	<b>Average</b>	
		Position in running (margin)	-	10(12.5)	11(12.6)	11(13.2)	11(12.3)	11(12.3)	11(10.4)	11(10.1)	10(9.1)	11(8.6)		4.60
		Sectional time (s)	14.08	15.19	15.39	15.15	15.61	15.75	15.10	14.22	13.23	12.96		
		Cumulative time (s)	146.68	132.60	117.41	102.02	86.87	71.26	55.51	40.41	26.19	12.96	2:26.68	
		Speed (m/s)	12.78	13.17	13.00	13.20	12.81	12.70	13.25	14.06	15.12	15.43	13.50	
		Stride length (m)	5.62	5.82	5.85	5.91	5.83	5.70	5.91	6.06	6.30	6.50	5.94	
		Stride duration (s)	0.433	0.442	0.450	0.448	0.455	0.449	0.446	0.431	0.417	0.421	0.440	
		Stride efficiency (%)	49.28	52.92	53.49	54.56	53.11	50.86	54.66	57.34	62.04	66.03	55.19	
		Stride count	32.05	34.37	34.19	33.85	34.31	35.06	33.82	33.02	31.74	30.77	333.18	

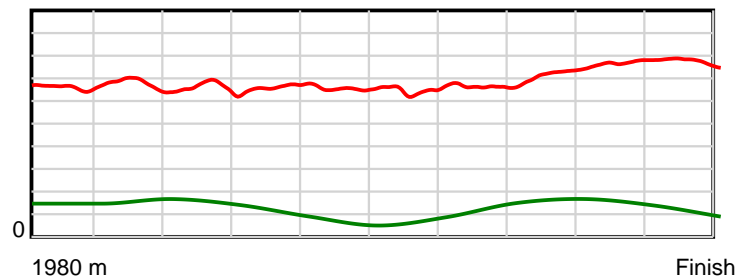
10 m Stride length



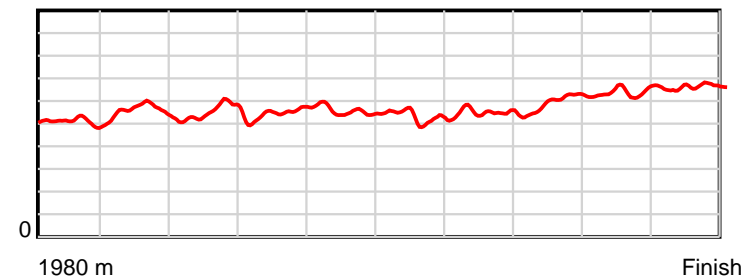
0.6 s Stride duration



20 m/sec Speed



100 % Stride efficiency



Note: Horizontal distance axis grid lines are 200m furlongs.

## Disclaimer.

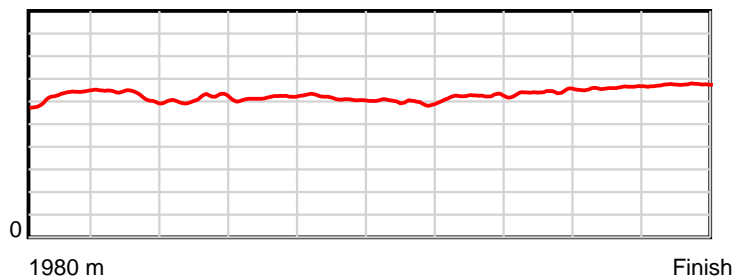
HRNZ and NZMTC and Thoroughbred Ratings Pty Ltd accepts no responsibility for the completeness or accuracy of any of the information contained herein, and makes no representations about its suitability for any particular purpose. Users should make their own judgements about those matters and/or seek independent advice. You assume all risks associated with use of the data provided on this page.

# Race Results

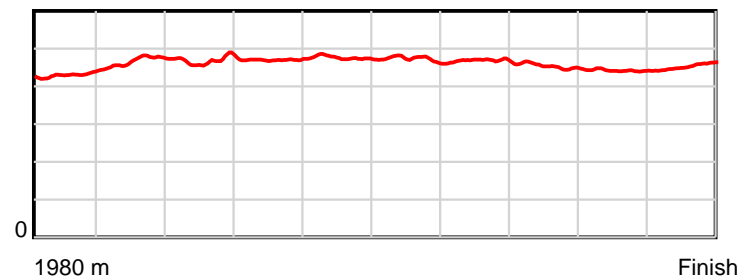
April 04, 2025, Race 10, GOLD BAND TAXIS MOBILE PACE, Distance 1980m, Addington - Survey 1980m

Result	TAB no.	Horse (Barrier)	1980 to	1800m to	1600m to	1400m to	1200m to	1000m to	800m to	600m to	400m to	200m to	Total or	Margin
9th	1	Westar Molly (1)	1800m	1600m	1400m	1200m	1000m	800m	600m	400m	200m	WP	Average	
		Position in running (margin)	-	5(5.0)	5(5.6)	5(6.4)	5(6.2)	5(6.2)	6(6.0)	6(5.8)	6(5.7)	7(6.5)		5.10
		Sectional time (s)	12.77	15.26	15.41	15.27	15.61	16.03	15.13	14.36	13.44	13.48		
		Cumulative time (s)	146.76	133.99	118.73	103.32	88.05	72.44	56.41	41.28	26.92	13.48	2:26.76	
		Speed (m/s)	14.09	13.11	12.98	13.10	12.81	12.48	13.22	13.93	14.88	14.84	13.49	
		Stride length (m)	6.15	6.12	6.09	6.16	6.10	5.89	6.19	6.31	6.58	6.73	6.22	
		Stride duration (s)	0.431	0.467	0.469	0.470	0.476	0.472	0.468	0.453	0.442	0.454	0.461	
		Stride efficiency (%)	59.07	58.53	57.87	59.27	58.09	54.28	59.86	62.13	67.56	70.70	60.51	
		Stride count	29.28	32.68	32.86	32.47	32.80	33.93	32.31	31.72	30.42	29.73	318.20	

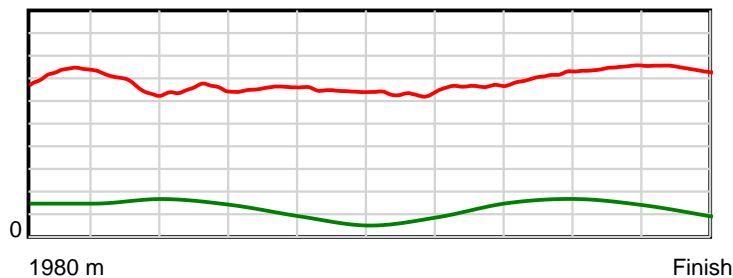
10 m Stride length



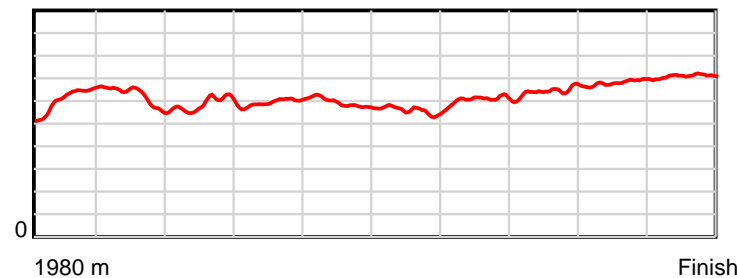
0.6 s Stride duration



20 m/sec Speed



100 % Stride efficiency



Note: Horizontal distance axis grid lines are 200m furlongs.

## Disclaimer.

HRNZ and NZMTC and Thoroughbred Ratings Pty Ltd accepts no responsibility for the completeness or accuracy of any of the information contained herein, and makes no representations about its suitability for any particular purpose. Users should make their own judgements about those matters and/or seek independent advice. You assume all risks associated with use of the data provided on this page.

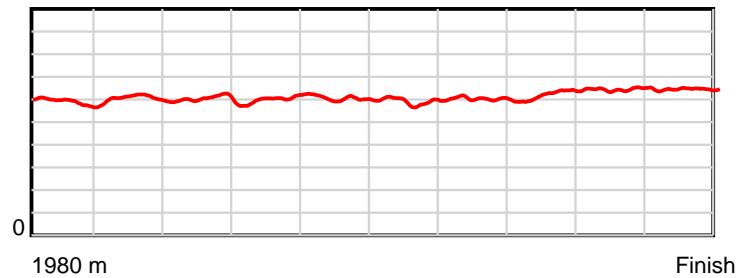


# Race Results

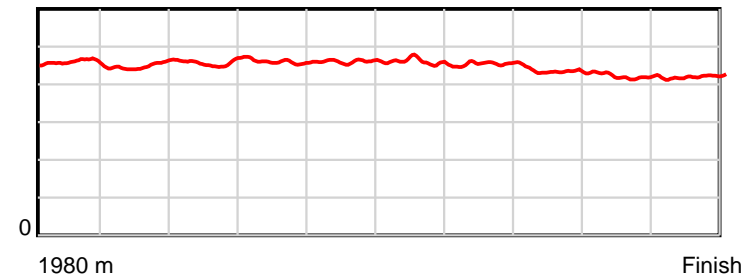
April 04, 2025, Race 10, GOLD BAND TAXIS MOBILE PACE, Distance 1980m, Addington - Survey 1980m

Result	TAB no.	Horse (Barrier)	1980 to	1800m to	1600m to	1400m to	1200m to	1000m to	800m to	600m to	400m to	200m to	Total or	Margin
10th	8	Miracle Memphi... (8)	1800m	1600m	1400m	1200m	1000m	800m	600m	400m	200m	WP	Average	
		Position in running (margin)	-	12(14.8)	12(14.3)	12(15.2)	12(14.7)	12(14.2)	12(12.4)	12(12.0)	12(10.8)	12(9.7)		5.50
		Sectional time (s)	14.30	15.09	15.42	15.24	15.51	15.78	15.08	14.17	13.14	13.11		
		Cumulative time (s)	146.84	132.54	117.45	102.03	86.79	71.28	55.50	40.42	26.25	13.11	2:26.84	
		Speed (m/s)	12.59	13.25	12.97	13.12	12.89	12.67	13.26	14.11	15.22	15.26	13.48	
		Stride length (m)	5.82	5.95	5.94	6.04	5.94	5.82	6.03	6.13	6.40	6.41	6.04	
		Stride duration (s)	0.460	0.449	0.458	0.460	0.461	0.459	0.455	0.434	0.421	0.420	0.448	
		Stride efficiency (%)	52.85	55.40	55.13	56.97	55.10	53.02	56.81	58.68	64.08	64.15	57.08	
		Stride count	30.95	33.59	33.67	33.12	33.68	34.34	33.17	32.64	31.23	31.21	327.60	

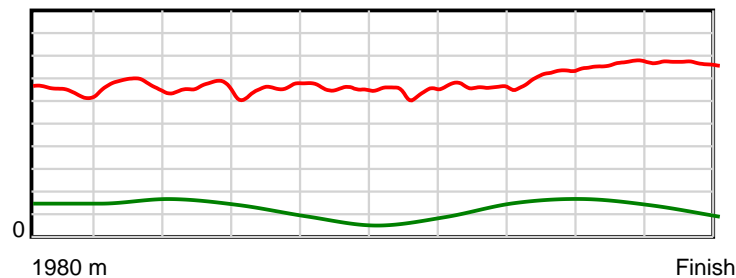
10 m Stride length



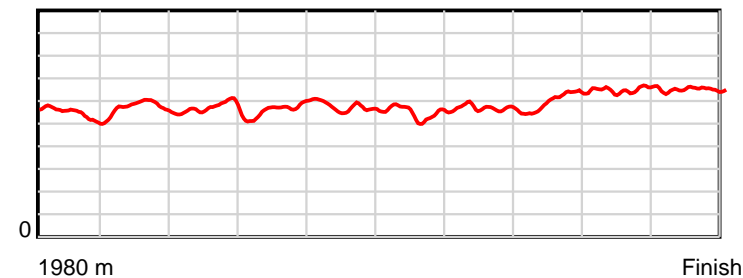
0.6 s Stride duration



20 m/sec Speed



100 % Stride efficiency



Note: Horizontal distance axis grid lines are 200m furlongs.

## Disclaimer.

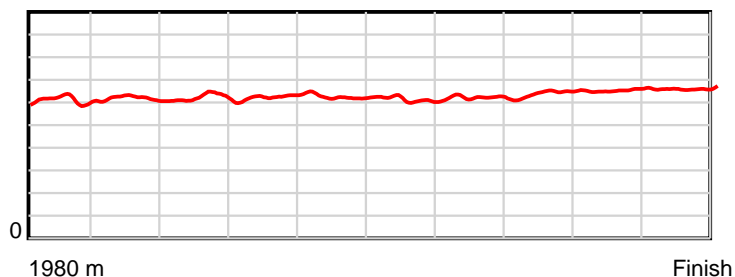
HRNZ and NZMTC and Thoroughbred Ratings Pty Ltd accepts no responsibility for the completeness or accuracy of any of the information contained herein, and makes no representations about its suitability for any particular purpose. Users should make their own judgements about those matters and/or seek independent advice. You assume all risks associated with use of the data provided on this page.

# Race Results

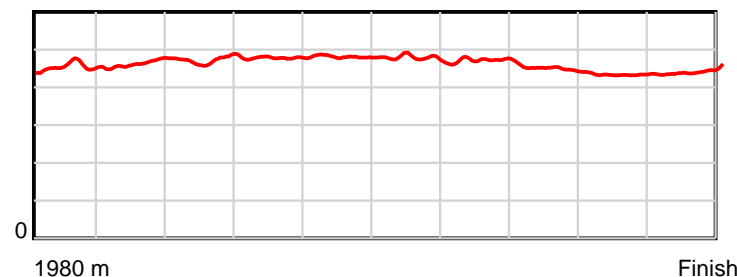
April 04, 2025, Race 10, GOLD BAND TAXIS MOBILE PACE, Distance 1980m, Addington - Survey 1980m

Result	TAB no.	Horse (Barrier)	1980 to	1800m to	1600m to	1400m to	1200m to	1000m to	800m to	600m to	400m to	200m to	Total or	Margin
11th	6	<b>Dawn To Dark (6)</b>	<b>1800m</b>	<b>1600m</b>	<b>1400m</b>	<b>1200m</b>	<b>1000m</b>	<b>800m</b>	<b>600m</b>	<b>400m</b>	<b>200m</b>	<b>WP</b>	<b>Average</b>	
		Position in running (margin)	-	9(9.8)	9(10.8)	10(11.6)	10(10.6)	9(10.4)	9(8.4)	8(8.0)	8(7.3)	8(8.1)		5.70
		Sectional time (s)	13.60	15.33	15.41	15.14	15.57	15.74	15.08	14.27	13.44	13.30		
		Cumulative time (s)	146.88	133.28	117.95	102.54	87.40	71.83	56.09	41.01	26.74	13.30	2:26.88	
		Speed (m/s)	13.23	13.05	12.98	13.21	12.85	12.71	13.26	14.02	14.88	15.04	13.48	
		Stride length (m)	6.10	6.04	6.14	6.31	6.18	6.06	6.26	6.28	6.45	6.68	6.25	
		Stride duration (s)	0.456	0.463	0.473	0.478	0.481	0.477	0.472	0.448	0.433	0.444	0.463	
		Stride efficiency (%)	58.14	57.00	58.89	62.26	59.69	57.39	61.32	61.72	64.91	69.79	60.98	
		Stride count	29.51	33.12	32.58	31.68	32.36	33.00	31.93	31.82	31.03	29.93	316.96	

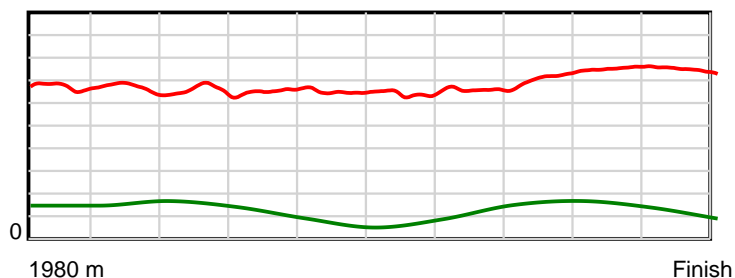
10 m Stride length



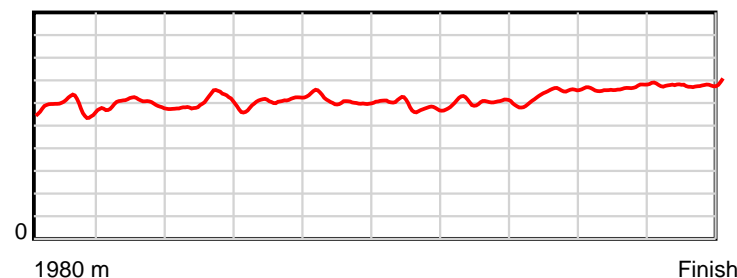
0.6 s Stride duration



20 m/sec Speed



100 % Stride efficiency



Note: Horizontal distance axis grid lines are 200m furlongs.

## Disclaimer.

HRNZ and NZMTC and Thoroughbred Ratings Pty Ltd accepts no responsibility for the completeness or accuracy of any of the information contained herein, and makes no representations about its suitability for any particular purpose. Users should make their own judgements about those matters and/or seek independent advice. You assume all risks associated with use of the data provided on this page.



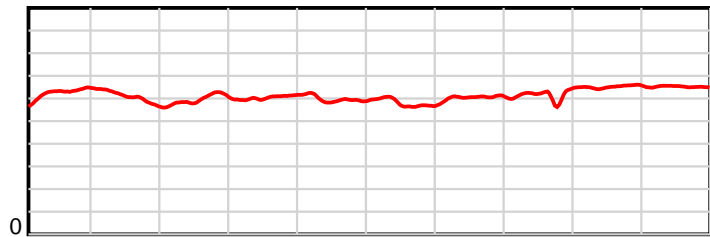
# Race Results



April 04, 2025, Race 10, GOLD BAND TAXIS MOBILE PACE, Distance 1980m, Addington - Survey 1980m

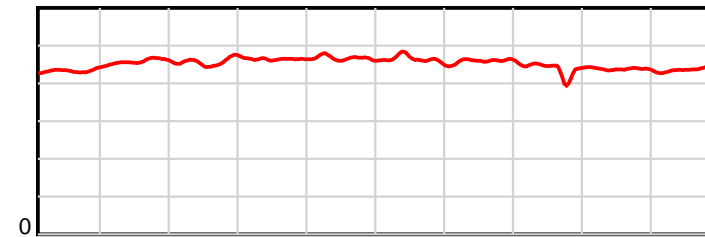
Result	TAB no.	Horse (Barrier)	1980 to	1800m to	1600m to	1400m to	1200m to	1000m to	800m to	600m to	400m to	200m to	Total or	Margin
12th	10	Chocolate Crun... (10)	1800m	1600m	1400m	1200m	1000m	800m	600m	400m	200m	WP	Average	
		Position in running (margin)	-	7(7.4)	7(8.5)	7(7.9)	7(8.1)	8(8.5)	8(8.4)	9(8.2)	9(8.0)	10(8.4)		7.00
		Sectional time (s)	13.18	15.36	15.18	15.35	15.67	16.04	15.13	14.34	13.38	13.48		
		Cumulative time (s)	147.11	133.93	118.57	103.39	88.04	72.37	56.33	41.20	26.86	13.48	2:27.11	
		Speed (m/s)	13.65	13.02	13.18	13.03	12.76	12.47	13.22	13.95	14.95	14.84	13.46	
		Stride length (m)	6.24	5.97	6.03	6.05	5.96	5.78	6.08	6.09	6.53	6.53	6.12	
		Stride duration (s)	0.435	0.459	0.458	0.464	0.467	0.464	0.460	0.437	0.437	0.440	0.454	
		Stride efficiency (%)	60.75	55.75	56.88	57.11	55.45	52.22	57.71	58.00	66.72	66.70	58.46	
		Stride count	28.87	33.48	33.15	33.08	33.57	34.60	32.91	32.83	30.61	30.61	323.71	

10 m Stride length



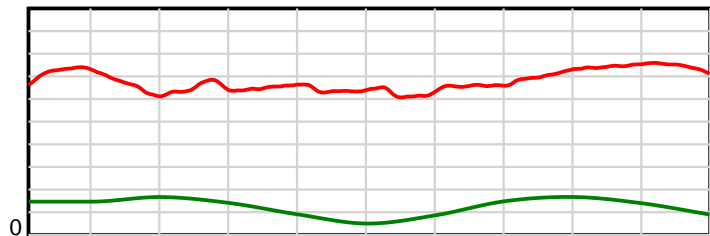
1980 m Finish

0.6 s Stride duration



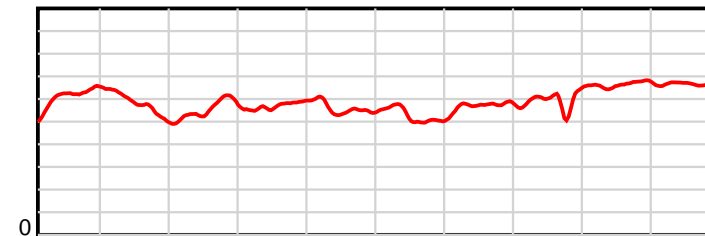
1980 m Finish

20 m/sec Speed



1980 m Finish

100 % Stride efficiency



1980 m Finish

Note: Horizontal distance axis grid lines are 200m furlongs.

## Disclaimer.

HRNZ and NZMTC and Thoroughbred Ratings Pty Ltd accepts no responsibility for the completeness or accuracy of any of the information contained herein, and makes no representations about its suitability for any particular purpose. Users should make their own judgements about those matters and/or seek independent advice. You assume all risks associated with use of the data provided on this page.