



Race Results

Cheviot Harness Racing Club Inc, HRNZ, April 06, 2025

Compilation date: April 6, 2025, 3:42:12 PM (NZST)

Copyright © 2025 HRNZ and NZMTC. All rights reserved.

Trademarks.

StrideMASTER is a registered trademark of Thoroughbred Ratings Pty Ltd.

Disclaimer.

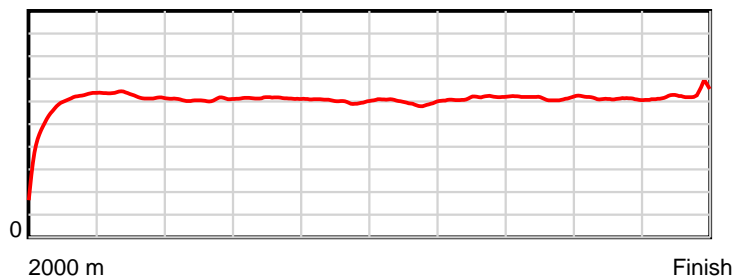
HRNZ and NZMTC and Thoroughbred Ratings Pty Ltd accepts no responsibility for the completeness or accuracy of any of the information contained herein, and makes no representations about its suitability for any particular purpose. Users should make their own judgements about those matters and/or seek independent advice. You assume all risks associated with use of the data provided on this page.

Race Results

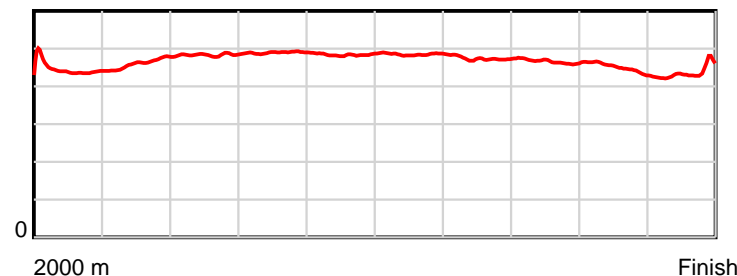
April 06, 2025, Race 7, MORGAN SHEARING TROT, Distance 2000m, Addington - Survey 3200m

Result	TAB no.	Horse (Barrier)	2000 to 1800m	1800m to 1600m	1600m to 1400m	1400m to 1200m	1200m to 1000m	1000m to 800m	800m to 600m	600m to 400m	400m to 200m	200m to WP	Total or Average	Margin
1st	7	A Hill Two Men... (7)												
		Position in running (margin)	-	1(0.0)	1(0.0)	1(0.0)	1(0.0)	1(0.0)	1(0.0)	1(0.0)	1(0.0)	1(0.0)		0.00
		Sectional time (s)	15.68	14.85	16.08	15.93	16.01	15.96	15.34	15.12	14.76	13.87		
		Cumulative time (s)	153.60	137.92	123.07	106.99	91.06	75.05	59.09	43.75	28.63	13.87	2:33.60	
		Speed (m/s)	12.75	13.47	12.44	12.55	12.49	12.53	13.04	13.23	13.55	14.42	13.02	
		Stride length (m)	5.71	6.23	6.02	6.15	6.04	6.08	6.18	6.16	6.07	6.28	6.09	
		Stride duration (s)	0.445	0.462	0.484	0.490	0.484	0.485	0.474	0.466	0.448	0.435	0.467	
		Stride efficiency (%)	50.94	60.59	56.55	59.05	57.01	57.71	59.63	59.39	57.55	61.58	57.89	
		Stride count	35.03	32.12	33.25	32.53	33.11	32.91	32.38	32.44	32.96	31.86	328.59	

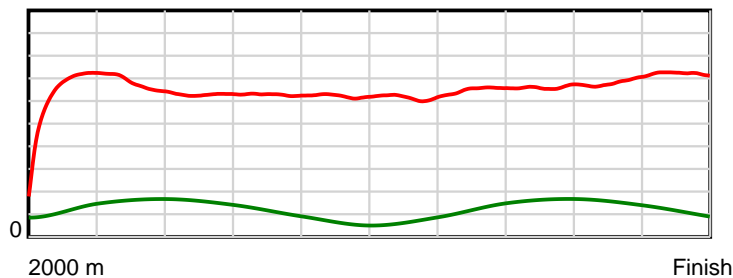
10 m Stride length



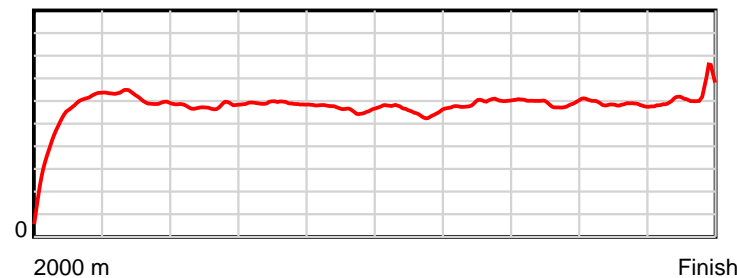
0.6 s Stride duration



20 m/sec Speed



100 % Stride efficiency



Note: Horizontal distance axis grid lines are 200m furlongs.

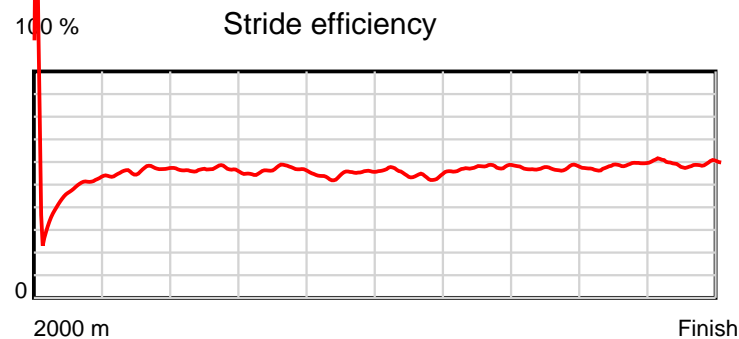
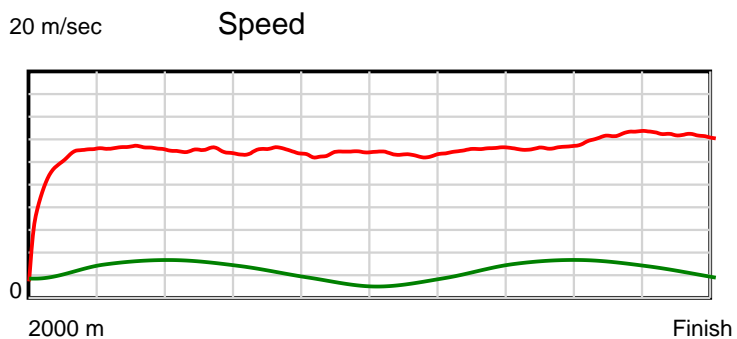
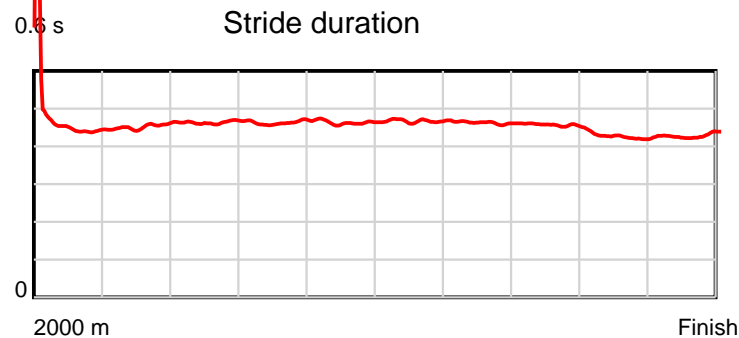
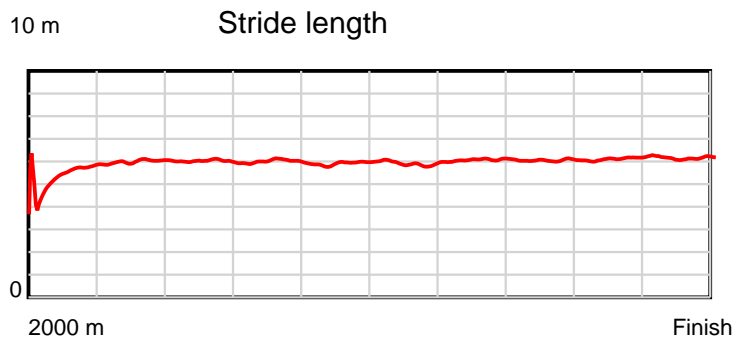
Disclaimer.

HRNZ and NZMTC and Thoroughbred Ratings Pty Ltd accepts no responsibility for the completeness or accuracy of any of the information contained herein, and makes no representations about its suitability for any particular purpose. Users should make their own judgements about those matters and/or seek independent advice. You assume all risks associated with use of the data provided on this page.

Race Results

April 06, 2025, Race 7, MORGAN SHEARING TROT, Distance 2000m, Addington - Survey 3200m

Result	TAB no.	Horse (Barrier)	2000 to 1800m	1800m to 1600m	1600m to 1400m	1400m to 1200m	1200m to 1000m	1000m to 800m	800m to 600m	600m to 400m	400m to 200m	200m to WP	Total or Average	Margin
2nd	1	Paige (1)												
		Position in running (margin)	-	5(10.4)	5(11.7)	5(8.8)	5(5.1)	5(4.7)	5(5.1)	4(3.9)	5(4.8)	2(1.7)		1.30
		Sectional time (s)	17.29	15.07	15.60	15.32	15.93	16.04	15.13	15.27	14.25	13.93		
		Cumulative time (s)	153.83	136.54	121.47	105.87	90.55	74.62	58.58	43.45	28.18	13.93	2:33.83	
		Speed (m/s)	11.56	13.27	12.82	13.05	12.55	12.47	13.22	13.10	14.04	14.36	13.00	
		Stride length (m)	5.32	6.00	5.94	6.04	5.82	5.83	6.11	5.97	5.97	6.17	5.91	
		Stride duration (s)	0.457	0.452	0.463	0.463	0.464	0.467	0.462	0.456	0.425	0.430	0.454	
		Stride efficiency (%)	44.16	56.29	55.15	57.05	52.93	53.10	58.39	55.76	55.66	59.49	54.55	
		Stride count	37.62	33.32	33.67	33.10	34.36	34.31	32.72	33.48	33.51	32.41	338.50	



Note: Horizontal distance axis grid lines are 200m furlongs.

Disclaimer.

HRNZ and NZMTC and Thoroughbred Ratings Pty Ltd accepts no responsibility for the completeness or accuracy of any of the information contained herein, and makes no representations about its suitability for any particular purpose. Users should make their own judgements about those matters and/or seek independent advice. You assume all risks associated with use of the data provided on this page.



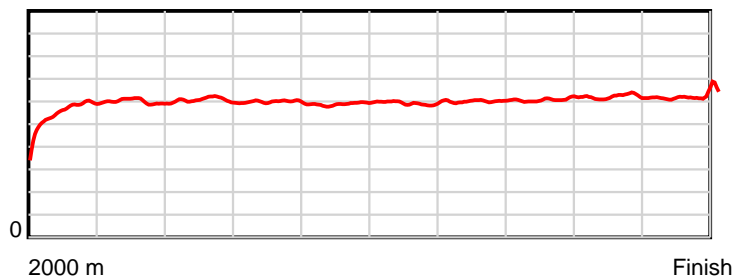
Race Results



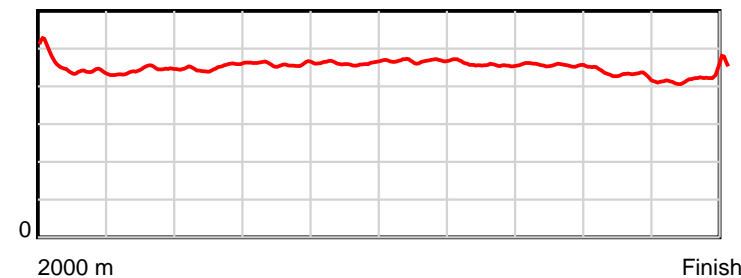
April 06, 2025, Race 7, MORGAN SHEARING TROT, Distance 2000m, Addington - Survey 3200m

Result	TAB no.	Horse (Barrier)	2000 to 1800m	1800m to 1600m	1600m to 1400m	1400m to 1200m	1200m to 1000m	1000m to 800m	800m to 600m	600m to 400m	400m to 200m	200m to WP	Total or Average	Margin
3rd	10	Grettymac (0)												
		Position in running (margin)	-	8(14.1)	7(15.8)	7(11.0)	7(7.0)	7(6.7)	7(6.7)	6(5.3)	6(6.1)	5(3.3)		1.90
		Sectional time (s)	18.16	15.13	15.30	15.26	15.95	15.96	15.10	15.26	14.28	13.55		
		Cumulative time (s)	153.95	135.79	120.66	105.36	90.10	74.15	58.19	43.09	27.83	13.55	2:33.95	
		Speed (m/s)	11.01	13.22	13.07	13.11	12.54	12.53	13.25	13.11	14.01	14.76	12.99	
		Stride length (m)	5.63	5.85	5.90	6.02	5.79	5.86	6.05	5.97	5.99	6.26	5.93	
		Stride duration (s)	0.452	0.443	0.451	0.459	0.462	0.468	0.457	0.456	0.428	0.424	0.456	
		Stride efficiency (%)	49.47	53.47	54.41	56.56	52.42	53.73	57.29	55.73	56.07	61.19	54.91	
		Stride count	35.55	34.19	33.89	33.24	34.53	34.11	33.03	33.49	33.39	31.96	337.38	

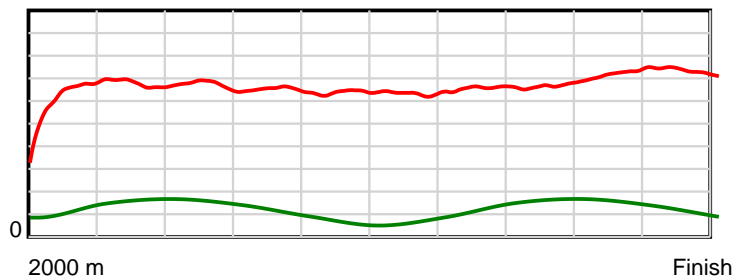
10 m Stride length



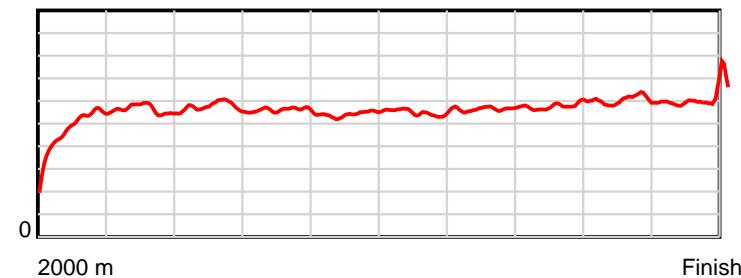
0.6 s Stride duration



20 m/sec Speed



100 % Stride efficiency



Note: Horizontal distance axis grid lines are 200m furlongs.

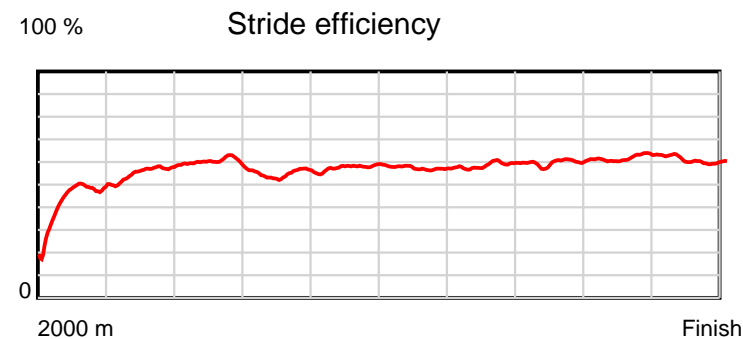
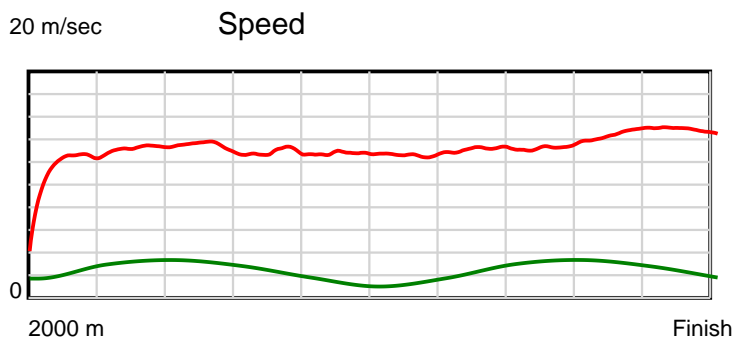
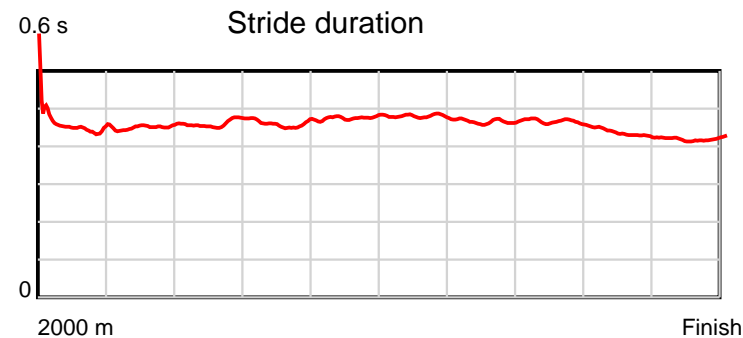
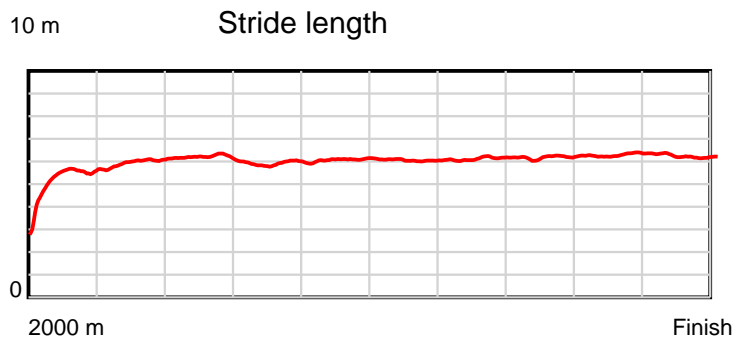
Disclaimer.

HRNZ and NZMTC and Thoroughbred Ratings Pty Ltd accepts no responsibility for the completeness or accuracy of any of the information contained herein, and makes no representations about its suitability for any particular purpose. Users should make their own judgements about those matters and/or seek independent advice. You assume all risks associated with use of the data provided on this page.

Race Results

April 06, 2025, Race 7, MORGAN SHEARING TROT, Distance 2000m, Addington - Survey 3200m

Result	TAB no.	Horse (Barrier)	2000 to	1800m to	1600m to	1400m to	1200m to	1000m to	800m to	600m to	400m to	200m to	Total or	Margin
4th	3	Lotus Franco (3)	1800m	1600m	1400m	1200m	1000m	800m	600m	400m	200m	WP	Average	
		Position in running (margin)	-	7(13.8)	9(17.6)	9(12.5)	9(9.3)	9(8.3)	9(8.7)	8(7.4)	8(8.3)	7(5.2)		2.80
		Sectional time (s)	18.00	15.48	15.22	15.40	15.84	16.03	15.12	15.28	14.23	13.50		
		Cumulative time (s)	154.10	136.10	120.62	105.40	90.00	74.16	58.13	43.01	27.73	13.50	2:34.10	
		Speed (m/s)	11.11	12.92	13.14	12.99	12.63	12.48	13.23	13.09	14.05	14.81	12.98	
		Stride length (m)	5.27	5.81	6.06	5.97	6.01	5.97	6.17	6.07	6.08	6.23	5.95	
		Stride duration (s)	0.459	0.450	0.461	0.460	0.476	0.479	0.466	0.464	0.433	0.420	0.459	
		Stride efficiency (%)	43.46	52.77	57.35	55.76	56.49	55.76	59.43	57.56	57.81	60.59	55.38	
		Stride count	37.92	34.42	33.01	33.48	33.26	33.48	32.43	32.95	32.88	32.12	335.95	



Note: Horizontal distance axis grid lines are 200m furlongs.

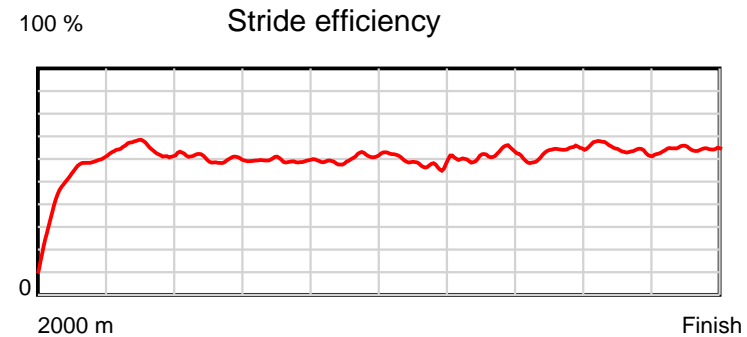
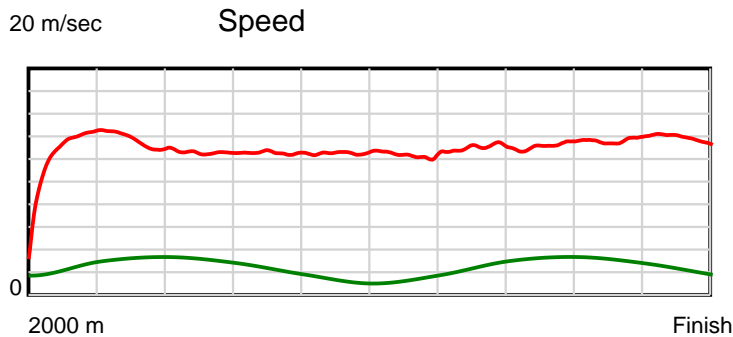
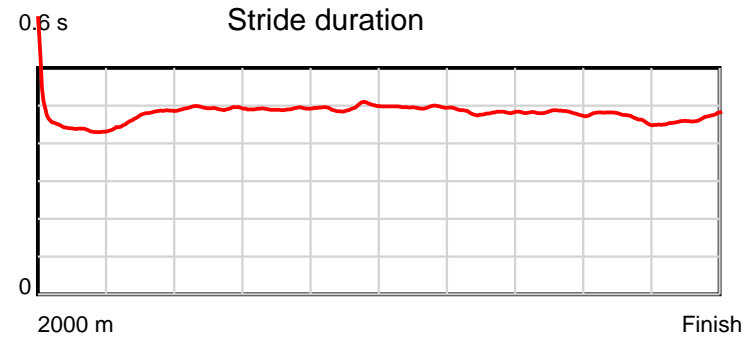
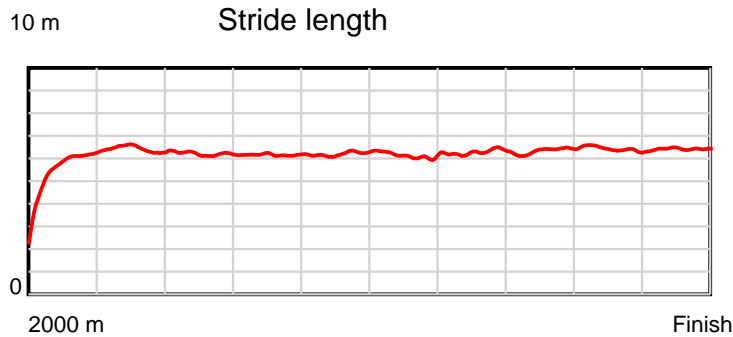
Disclaimer.

HRNZ and NZMTC and Thoroughbred Ratings Pty Ltd accepts no responsibility for the completeness or accuracy of any of the information contained herein, and makes no representations about its suitability for any particular purpose. Users should make their own judgements about those matters and/or seek independent advice. You assume all risks associated with use of the data provided on this page.

Race Results

April 06, 2025, Race 7, MORGAN SHEARING TROT, Distance 2000m, Addington - Survey 3200m

Result	TAB no.	Horse (Barrier)	2000 to	1800m to	1600m to	1400m to	1200m to	1000m to	800m to	600m to	400m to	200m to	Total or	Margin
5th	8	Edward Longsha... (8)	1800m	1600m	1400m	1200m	1000m	800m	600m	400m	200m	WP	Average	
		Position in running (margin)	-	2(1.4)	2(2.5)	2(2.8)	2(2.1)	2(1.2)	2(2.6)	3(2.3)	2(1.9)	3(2.3)		6.20
		Sectional time (s)	16.00	15.03	16.15	15.81	15.86	16.19	15.28	15.06	14.81	14.53		
		Cumulative time (s)	154.72	138.72	123.69	107.54	91.73	75.87	59.68	44.40	29.34	14.53	2:34.72	
		Speed (m/s)	12.50	13.31	12.38	12.65	12.61	12.35	13.09	13.28	13.50	13.76	12.93	
		Stride length (m)	5.67	6.28	6.11	6.21	6.25	6.12	6.31	6.39	6.34	6.40	6.20	
		Stride duration (s)	0.445	0.472	0.493	0.491	0.496	0.496	0.482	0.481	0.469	0.465	0.480	
		Stride efficiency (%)	50.28	61.71	58.31	60.33	61.06	58.62	62.13	63.71	62.78	63.91	60.09	
		Stride count	35.26	31.83	32.74	32.19	31.99	32.65	31.72	31.32	31.55	31.27	322.52	



Note: Horizontal distance axis grid lines are 200m furlongs.

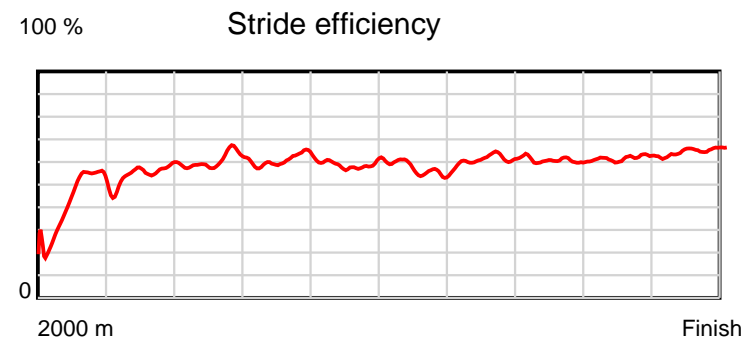
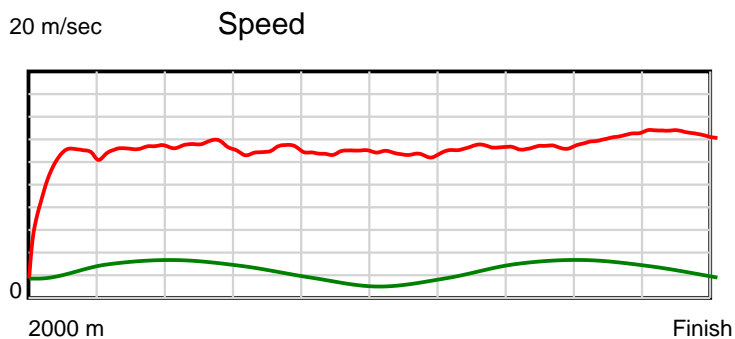
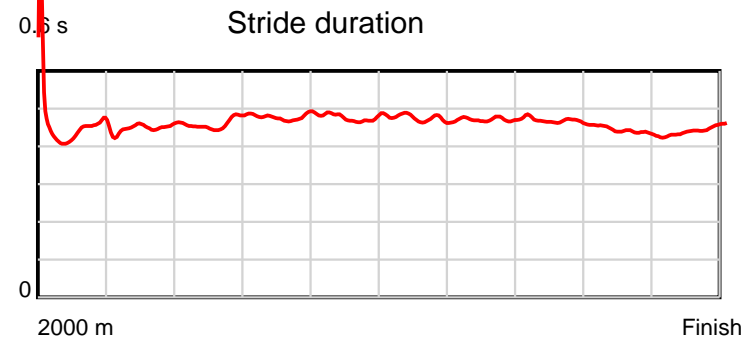
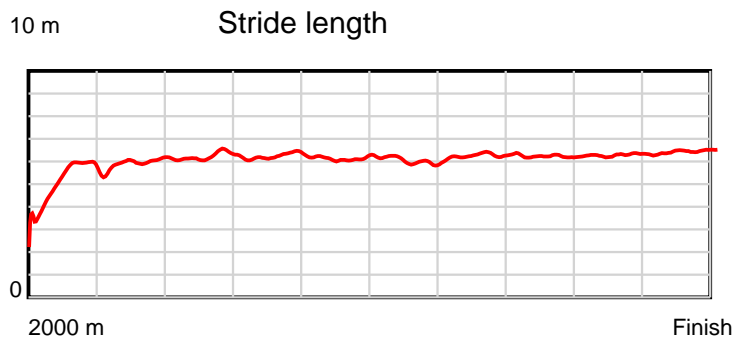
Disclaimer.

HRNZ and NZMTC and Thoroughbred Ratings Pty Ltd accepts no responsibility for the completeness or accuracy of any of the information contained herein, and makes no representations about its suitability for any particular purpose. Users should make their own judgements about those matters and/or seek independent advice. You assume all risks associated with use of the data provided on this page.

Race Results

April 06, 2025, Race 7, MORGAN SHEARING TROT, Distance 2000m, Addington - Survey 3200m

Result	TAB no.	Horse (Barrier)	2000 to	1800m to	1600m to	1400m to	1200m to	1000m to	800m to	600m to	400m to	200m to	Total or	Margin
6th	2	Crown The Mome... (2)	1800m	1600m	1400m	1200m	1000m	800m	600m	400m	200m	WP	Average	
		Position in running (margin)	-	9(15.8)	10(19.5)	10(14.9)	10(11.2)	10(10.6)	10(10.5)	10(9.1)	10(10.0)	10(7.4)		6.80
		Sectional time (s)	18.35	15.47	15.31	15.32	15.92	15.94	15.10	15.26	14.32	13.83		
		Cumulative time (s)	154.82	136.47	121.00	105.69	90.37	74.45	58.51	43.41	28.15	13.83	2:34.82	
		Speed (m/s)	10.90	12.93	13.06	13.05	12.56	12.55	13.25	13.11	13.97	14.46	12.92	
		Stride length (m)	5.04	5.79	6.03	6.24	5.99	5.95	6.25	6.11	6.12	6.45	5.97	
		Stride duration (s)	0.449	0.448	0.462	0.478	0.476	0.474	0.472	0.466	0.439	0.446	0.462	
		Stride efficiency (%)	39.64	52.42	56.82	60.82	56.01	55.25	61.09	58.39	58.59	65.02	55.73	
		Stride count	39.71	34.53	33.17	32.06	33.41	33.64	31.99	32.72	32.66	31.00	334.89	



Note: Horizontal distance axis grid lines are 200m furlongs.

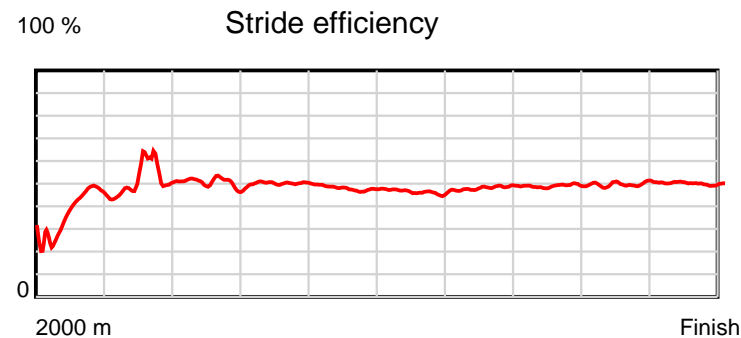
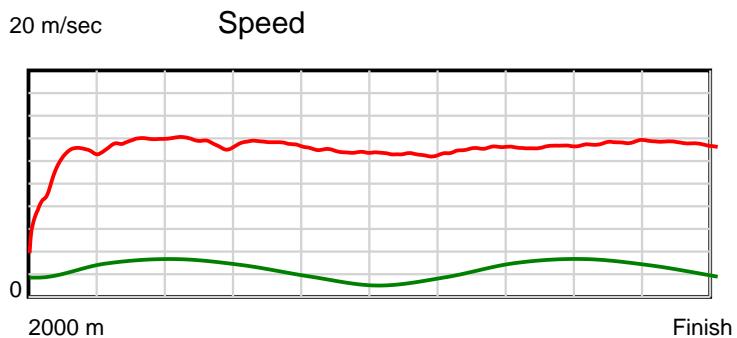
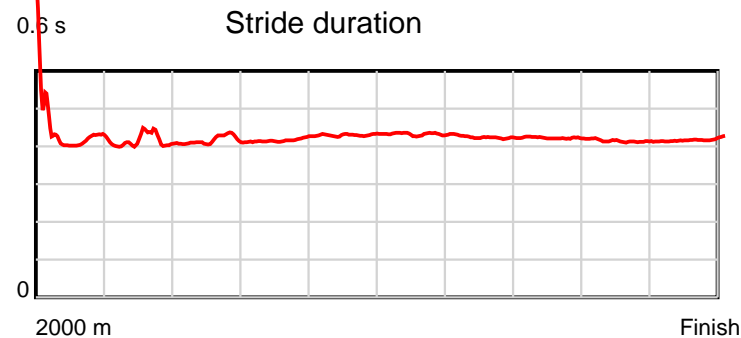
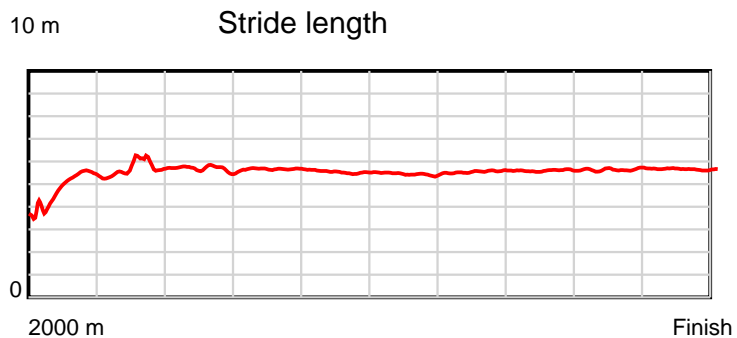
Disclaimer.

HRNZ and NZMTC and Thoroughbred Ratings Pty Ltd accepts no responsibility for the completeness or accuracy of any of the information contained herein, and makes no representations about its suitability for any particular purpose. Users should make their own judgements about those matters and/or seek independent advice. You assume all risks associated with use of the data provided on this page.

Race Results

April 06, 2025, Race 7, MORGAN SHEARING TROT, Distance 2000m, Addington - Survey 3200m

Result	TAB no.	Horse (Barrier)	2000 to	1800m to	1600m to	1400m to	1200m to	1000m to	800m to	600m to	400m to	200m to	Total or	Margin
7th	4	Holly Highland... (4)	1800m	1600m	1400m	1200m	1000m	800m	600m	400m	200m	WP	Average	
		Position in running (margin)	-	10(16.5)	8(17.2)	8(11.5)	3(3.8)	3(2.5)	3(3.5)	2(2.3)	3(3.5)	4(3.2)		8.00
		Sectional time (s)	18.63	14.97	15.13	14.65	15.80	16.12	15.14	15.33	14.69	14.57		
		Cumulative time (s)	155.03	136.40	121.43	106.30	91.65	75.85	59.73	44.59	29.26	14.57	2:35.03	
		Speed (m/s)	10.73	13.36	13.22	13.65	12.66	12.41	13.21	13.05	13.61	13.73	12.90	
		Stride length (m)	4.75	5.44	5.51	5.69	5.45	5.36	5.60	5.51	5.63	5.74	5.45	
		Stride duration (s)	0.429	0.407	0.416	0.417	0.430	0.432	0.424	0.422	0.413	0.418	0.423	
		Stride efficiency (%)	35.29	46.31	47.36	50.64	46.38	44.94	48.94	47.36	49.52	51.47	46.47	
		Stride count	42.09	36.74	36.33	35.13	36.71	37.29	35.74	36.33	35.53	34.85	366.74	



Note: Horizontal distance axis grid lines are 200m furlongs.

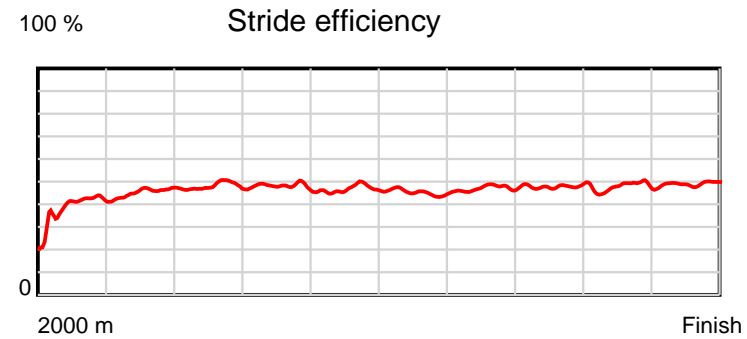
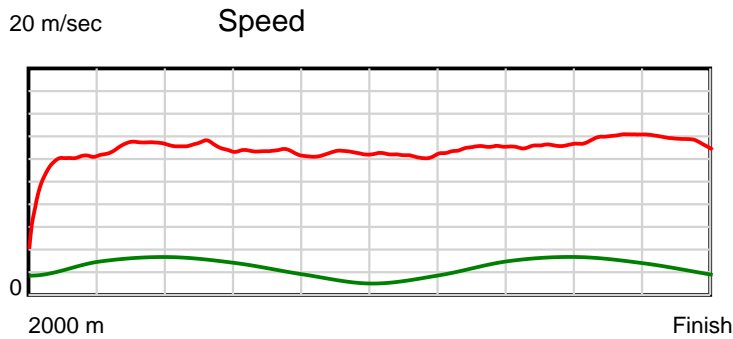
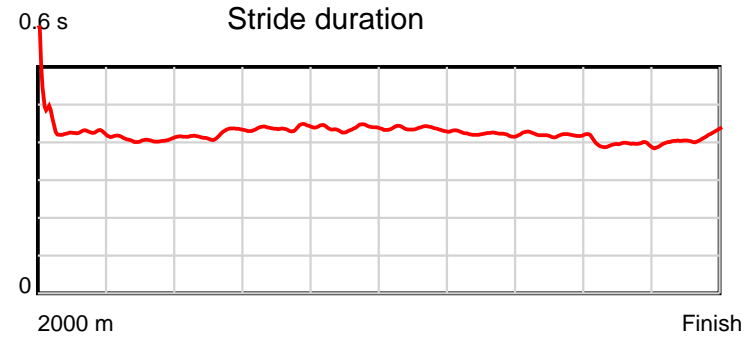
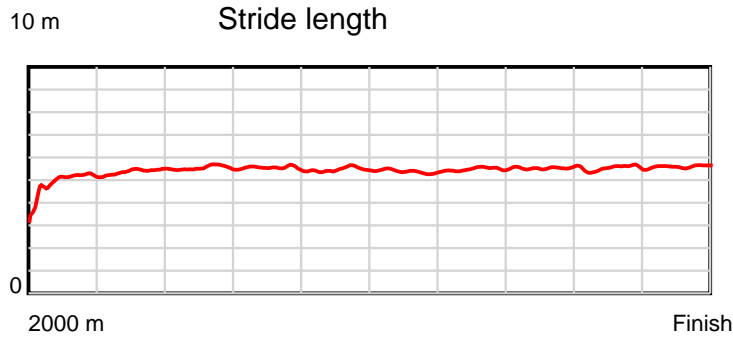
Disclaimer.

HRNZ and NZMTC and Thoroughbred Ratings Pty Ltd accepts no responsibility for the completeness or accuracy of any of the information contained herein, and makes no representations about its suitability for any particular purpose. Users should make their own judgements about those matters and/or seek independent advice. You assume all risks associated with use of the data provided on this page.

Race Results

April 06, 2025, Race 7, MORGAN SHEARING TROT, Distance 2000m, Addington - Survey 3200m

Result	TAB no.	Horse (Barrier)	2000 to 1800m	1800m to 1600m	1600m to 1400m	1400m to 1200m	1200m to 1000m	1000m to 800m	800m to 600m	600m to 400m	400m to 200m	200m to WP	Total or Average	Margin
8th	5	Buffy Northsta... (5)												
		Position in running (margin)	-	6(12.7)	6(14.4)	6(9.8)	8(8.3)	8(8.1)	8(8.7)	9(8.4)	9(9.0)	8(6.7)		10.30
		Sectional time (s)	17.76	15.15	15.31	15.69	15.98	16.05	15.29	15.22	14.37	14.63		
		Cumulative time (s)	155.45	137.69	122.54	107.23	91.54	75.56	59.51	44.22	29.00	14.63	2:35.45	
		Speed (m/s)	11.26	13.20	13.06	12.75	12.52	12.46	13.08	13.14	13.92	13.67	12.87	
		Stride length (m)	4.98	5.39	5.51	5.58	5.48	5.44	5.53	5.53	5.49	5.64	5.45	
		Stride duration (s)	0.434	0.408	0.422	0.438	0.438	0.437	0.422	0.421	0.395	0.412	0.424	
		Stride efficiency (%)	38.70	45.32	47.41	48.65	46.96	46.29	47.71	47.73	47.16	49.62	46.41	
		Stride count	40.19	37.14	36.31	35.84	36.48	36.75	36.20	36.19	36.41	35.49	367.00	



Note: Horizontal distance axis grid lines are 200m furlongs.

Disclaimer.

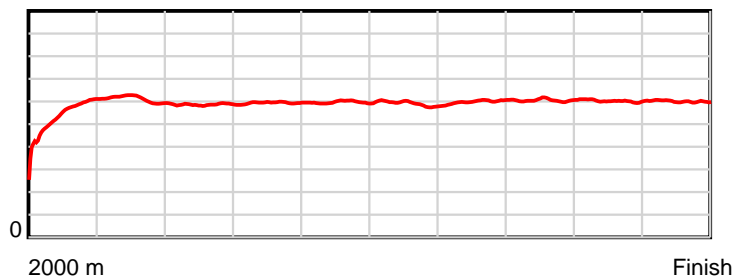
HRNZ and NZMTC and Thoroughbred Ratings Pty Ltd accepts no responsibility for the completeness or accuracy of any of the information contained herein, and makes no representations about its suitability for any particular purpose. Users should make their own judgements about those matters and/or seek independent advice. You assume all risks associated with use of the data provided on this page.

Race Results

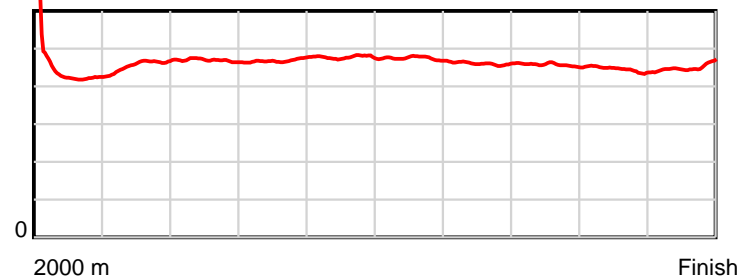
April 06, 2025, Race 7, MORGAN SHEARING TROT, Distance 2000m, Addington - Survey 3200m

Result	TAB no.	Horse (Barrier)	2000 to	1800m to	1600m to	1400m to	1200m to	1000m to	800m to	600m to	400m to	200m to	Total or	Margin
9th	6	Prince Teka (6)	1800m	1600m	1400m	1200m	1000m	800m	600m	400m	200m	WP	Average	
		Position in running (margin)	-	3(3.5)	3(4.6)	3(5.4)	4(4.0)	4(3.4)	4(4.7)	5(4.5)	4(4.6)	6(5.1)		11.10
		Sectional time (s)	16.34	15.05	16.20	15.71	15.91	16.17	15.31	15.13	14.85	14.94		
		Cumulative time (s)	155.61	139.27	124.22	108.02	92.31	76.40	60.23	44.92	29.79	14.94	2:35.61	
		Speed (m/s)	12.24	13.29	12.35	12.73	12.57	12.37	13.06	13.22	13.47	13.39	12.85	
		Stride length (m)	5.46	6.08	5.79	5.97	6.00	5.87	6.01	6.04	5.99	6.05	5.92	
		Stride duration (s)	0.440	0.457	0.469	0.469	0.477	0.474	0.460	0.457	0.445	0.452	0.461	
		Stride efficiency (%)	46.54	57.77	52.43	55.60	56.17	53.82	56.52	56.96	56.11	57.25	54.76	
		Stride count	36.65	32.89	34.53	33.53	33.36	34.08	33.26	33.13	33.38	33.04	337.85	

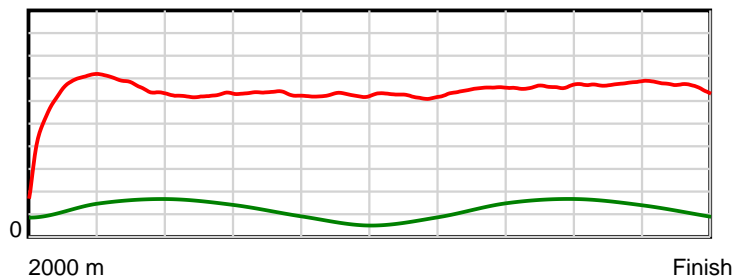
10 m Stride length



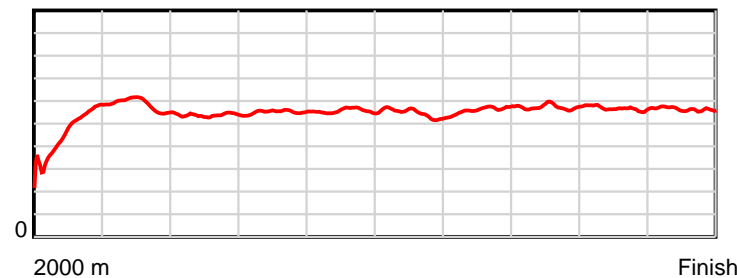
0.5 s Stride duration



20 m/sec Speed



100 % Stride efficiency



Note: Horizontal distance axis grid lines are 200m furlongs.

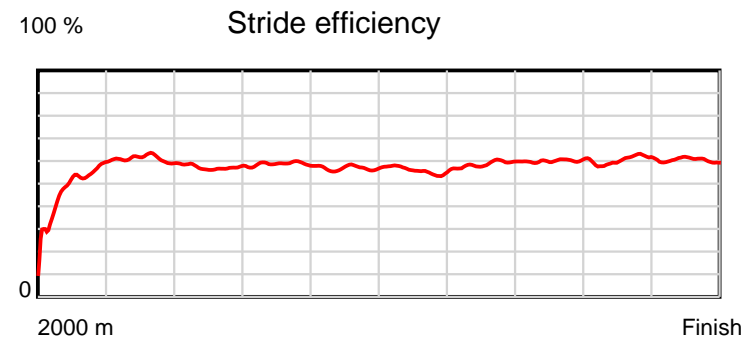
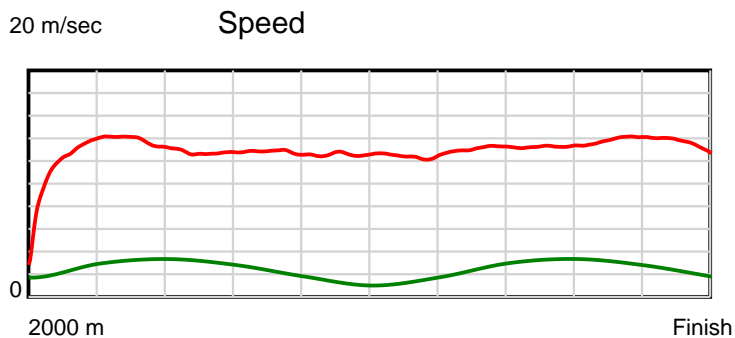
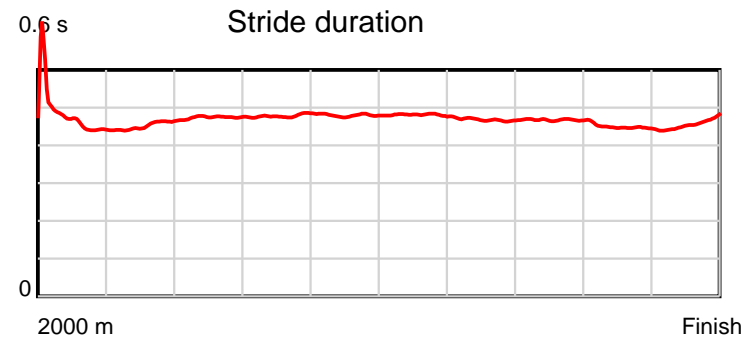
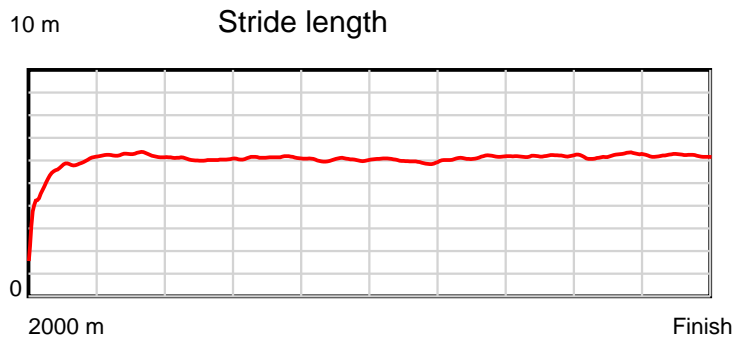
Disclaimer.

HRNZ and NZMTC and Thoroughbred Ratings Pty Ltd accepts no responsibility for the completeness or accuracy of any of the information contained herein, and makes no representations about its suitability for any particular purpose. Users should make their own judgements about those matters and/or seek independent advice. You assume all risks associated with use of the data provided on this page.

Race Results

April 06, 2025, Race 7, MORGAN SHEARING TROT, Distance 2000m, Addington - Survey 3200m

Result	TAB no.	Horse (Barrier)	2000 to 1800m	1800m to 1600m	1600m to 1400m	1400m to 1200m	1200m to 1000m	1000m to 800m	800m to 600m	600m to 400m	400m to 200m	200m to WP	Total or Average	Margin
10th	9	Sods Law (9)												
		Position in running (margin)	-	4(9.9)	4(9.4)	4(8.2)	6(6.5)	6(6.1)	6(6.5)	7(6.5)	7(7.3)	9(7.0)		11.90
		Sectional time (s)	17.37	14.77	15.89	15.64	15.94	16.02	15.35	15.24	14.71	14.81		
		Cumulative time (s)	155.74	138.37	123.60	107.71	92.07	76.13	60.11	44.76	29.52	14.81	2:35.74	
		Speed (m/s)	11.51	13.54	12.59	12.79	12.55	12.48	13.03	13.12	13.60	13.50	12.84	
		Stride length (m)	5.52	6.13	5.97	6.12	6.02	6.00	6.09	6.14	6.08	6.22	6.02	
		Stride duration (s)	0.474	0.453	0.474	0.478	0.480	0.481	0.467	0.468	0.447	0.460	0.469	
		Stride efficiency (%)	47.66	58.74	55.71	58.48	56.61	56.31	57.96	58.87	57.75	60.42	56.68	
		Stride count	36.21	32.62	33.50	32.69	33.23	33.32	32.84	32.59	32.90	32.17	332.07	



Note: Horizontal distance axis grid lines are 200m furlongs.

Disclaimer.

HRNZ and NZMTC and Thoroughbred Ratings Pty Ltd accepts no responsibility for the completeness or accuracy of any of the information contained herein, and makes no representations about its suitability for any particular purpose. Users should make their own judgements about those matters and/or seek independent advice. You assume all risks associated with use of the data provided on this page.