



Race Results

Cheviot Harness Racing Club Inc, HRNZ, April 06, 2025

Compilation date: April 6, 2025, 4:21:41 PM (NZST)

Copyright © 2025 HRNZ and NZMTC. All rights reserved.

Trademarks.

StrideMASTER is a registered trademark of Thoroughbred Ratings Pty Ltd.

Disclaimer.

HRNZ and NZMTC and Thoroughbred Ratings Pty Ltd accepts no responsibility for the completeness or accuracy of any of the information contained herein, and makes no representations about its suitability for any particular purpose. Users should make their own judgements about those matters and/or seek independent advice. You assume all risks associated with use of the data provided on this page.



Race Results



April 06, 2025, Race 8, CHEVIOT BUSINESSES 'CHEVIOT CUP' (HANDICAP PACE), Distance 2600m, Addington - Survey 3200m

Result	TAB no.	Horse (Barrier)	2600 to	2400m to
1st	14	Renegade (1)	2400m	2200m
		Position in running (margin)	-	12(17.7)
		Sectional time (s)	18.95	14.67
		Cumulative time (s)	197.17	178.22
		Speed (m/s)	10.55	13.63
		Stride length (m)	6.47	6.72
		Stride duration (s)	0.485	0.493
		Stride efficiency (%)	65.39	70.65
		Stride count	30.92	29.74

Disclaimer.

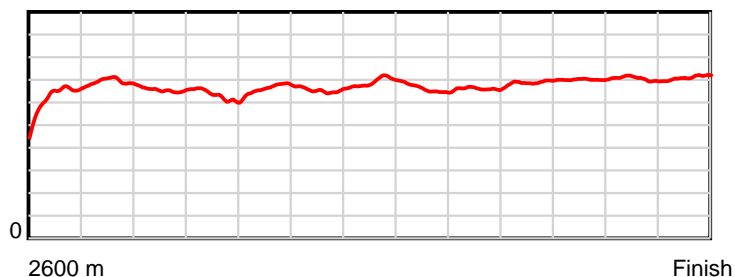
HRNZ and NZMTC and Thoroughbred Ratings Pty Ltd accepts no responsibility for the completeness or accuracy of any of the information contained herein, and makes no representations about its suitability for any particular purpose. Users should make their own judgements about those matters and/or seek independent advice. You assume all risks associated with use of the data provided on this page.

Race Results

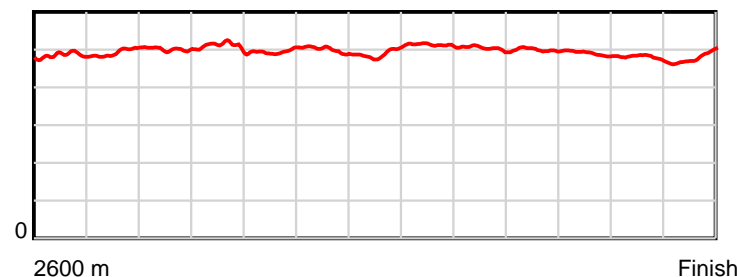
April 06, 2025, Race 8, CHEVIOT BUSINESSES 'CHEVIOT CUP' (HANDICAP PACE), Distance 2600m, Addington - Survey 3200m

Result	TAB no.	Horse (Barrier)	2200m to	2000m to	1800m to	1600m to	1400m to	1200m to	1000m to	800m to	600m to	400m to	200m to	Total or	Margin
1st	14	Renegade (1)	2000m	1800m	1600m	1400m	1200m	1000m	800m	600m	400m	200m	WP	Average	
		Position in running (margin)	12(15.7)	13(16.8)	13(15.1)	7(5.8)	3(2.7)	1(0.0)	1(0.0)	1(0.0)	1(0.0)	1(0.0)	1(0.0)		0.00
		Sectional time (s)	15.63	16.26	15.32	15.47	14.18	15.57	15.37	14.44	14.17	13.50	13.64		
		Cumulative time (s)	163.55	147.92	131.66	116.34	100.87	86.69	71.12	55.75	41.31	27.14	13.64	3:17.17	
		Speed (m/s)	12.80	12.30	13.05	12.93	14.10	12.85	13.01	13.85	14.11	14.81	14.66	13.19	
		Stride length (m)	6.41	6.27	6.47	6.44	6.94	6.58	6.55	6.92	6.90	7.08	7.08	6.67	
		Stride duration (s)	0.501	0.509	0.496	0.498	0.492	0.512	0.503	0.500	0.489	0.478	0.483	0.506	
		Stride efficiency (%)	64.18	61.37	65.50	64.82	75.31	67.59	66.94	74.77	74.36	78.38	78.32	69.49	
		Stride count	31.21	31.91	30.89	31.05	28.81	30.41	30.56	28.91	28.99	28.24	28.25	389.89	

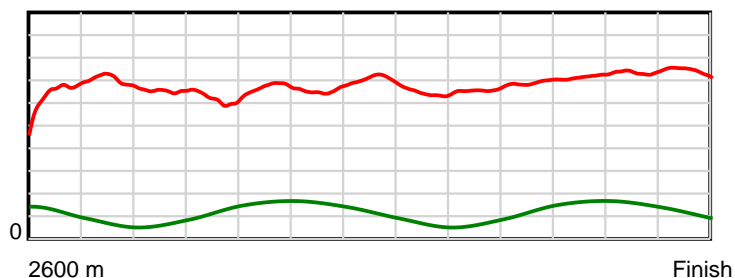
10 m Stride length



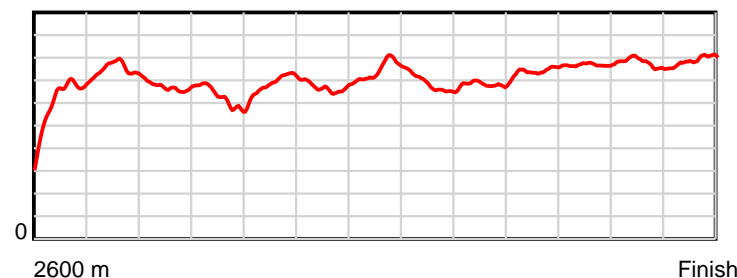
0.6 s Stride duration



20 m/sec Speed



100 % Stride efficiency



Note: Horizontal distance axis grid lines are 200m furlongs.

Disclaimer.

HRNZ and NZMTC and Thoroughbred Ratings Pty Ltd accepts no responsibility for the completeness or accuracy of any of the information contained herein, and makes no representations about its suitability for any particular purpose. Users should make their own judgements about those matters and/or seek independent advice. You assume all risks associated with use of the data provided on this page.



Race Results



April 06, 2025, Race 8, CHEVIOT BUSINESSES 'CHEVIOT CUP' (HANDICAP PACE), Distance 2600m, Addington - Survey 3200m

Result	TAB no.	Horse (Barrier)	2600 to	2400m to
2nd	8	Xlendi (14)	2400m	2200m
		Position in running (margin)	-	7(11.4)
		Sectional time (s)	17.93	14.08
		Cumulative time (s)	197.51	179.58
		Speed (m/s)	11.15	14.20
		Stride length (m)	0.00	0.00
		Stride duration (s)	0.000	0.000
		Stride efficiency (%)	0.00	0.00
		Stride count	0.00	0.00

Disclaimer.

HRNZ and NZMTC and Thoroughbred Ratings Pty Ltd accepts no responsibility for the completeness or accuracy of any of the information contained herein, and makes no representations about its suitability for any particular purpose. Users should make their own judgements about those matters and/or seek independent advice. You assume all risks associated with use of the data provided on this page.




Race Results

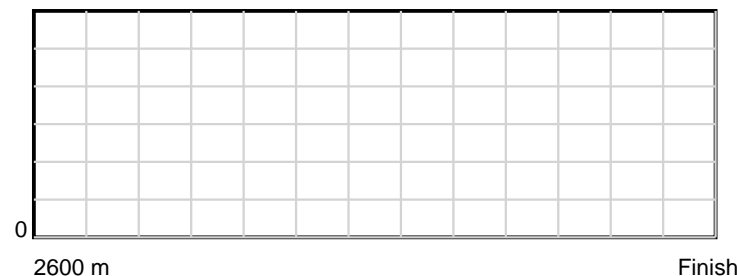
April 06, 2025, Race 8, CHEVIOT BUSINESSES 'CHEVIOT CUP' (HANDICAP PACE), Distance 2600m, Addington - Survey 3200m

Result	TAB no.	Horse (Barrier)	2200m to	2000m to	1800m to	1600m to	1400m to	1200m to	1000m to	800m to	600m to	400m to	200m to	Total or	Margin
2nd	8	Xlendi (14)	2000m	1800m	1600m	1400m	1200m	1000m	800m	600m	400m	200m	WP	Average	
		Position in running (margin)	5(5.9)	1(0.0)	1(0.0)	1(0.0)	1(0.0)	2(2.3)	2(2.0)	2(1.7)	2(1.7)	3(1.7)	2(1.9)		1.90
		Sectional time (s)	14.45	16.55	16.86	15.99	15.01	15.52	15.32	14.45	14.16	13.54	13.65		
		Cumulative time (s)	165.50	151.05	134.50	117.64	101.65	86.64	71.12	55.80	41.35	27.19	13.65	3:17.51	
		Speed (m/s)	13.84	12.08	11.86	12.51	13.32	12.89	13.05	13.84	14.12	14.77	14.65	13.16	
		Stride length (m)	0.00	0.00	0.00	0.00	0.00	0.00	0.00	0.00	0.00	0.00	0.00	nan	
		Stride duration (s)	0.000	0.000	0.000	0.000	0.000	0.000	0.000	0.000	0.000	0.000	0.000	nan	
		Stride efficiency (%)	0.00	0.00	0.00	0.00	0.00	0.00	0.00	0.00	0.00	0.00	0.00	nan	
		Stride count	0.00	0.00	0.00	0.00	0.00	0.00	0.00	0.00	0.00	0.00	0.00	0.00	


10 m Stride length




0.6 s Stride duration



20 m/sec Speed



100 % Stride efficiency



Note: Horizontal distance axis grid lines are 200m furlongs.

Disclaimer.

HRNZ and NZMTC and Thoroughbred Ratings Pty Ltd accepts no responsibility for the completeness or accuracy of any of the information contained herein, and makes no representations about its suitability for any particular purpose. Users should make their own judgements about those matters and/or seek independent advice. You assume all risks associated with use of the data provided on this page.



Race Results



April 06, 2025, Race 8, CHEVIOT BUSINESSES 'CHEVIOT CUP' (HANDICAP PACE), Distance 2600m, Addington - Survey 3200m

Result	TAB no.	Horse (Barrier)	2600 to	2400m to
3rd	15	Double Time (8)	2400m	2200m
		Position in running (margin)	-	14(19.8)
		Sectional time (s)	19.42	14.55
		Cumulative time (s)	197.72	178.30
		Speed (m/s)	10.30	13.75
		Stride length (m)	5.93	6.28
		Stride duration (s)	0.455	0.457
		Stride efficiency (%)	54.92	61.72
		Stride count	33.74	31.82

Disclaimer.

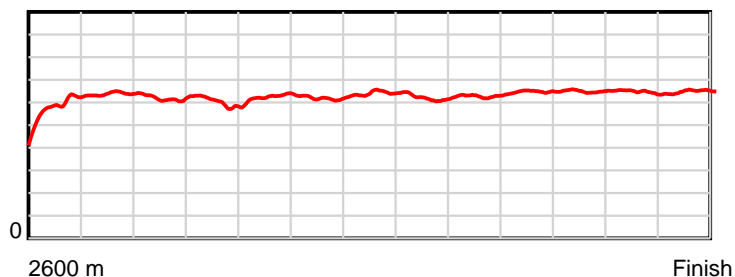
HRNZ and NZMTC and Thoroughbred Ratings Pty Ltd accepts no responsibility for the completeness or accuracy of any of the information contained herein, and makes no representations about its suitability for any particular purpose. Users should make their own judgements about those matters and/or seek independent advice. You assume all risks associated with use of the data provided on this page.

Race Results

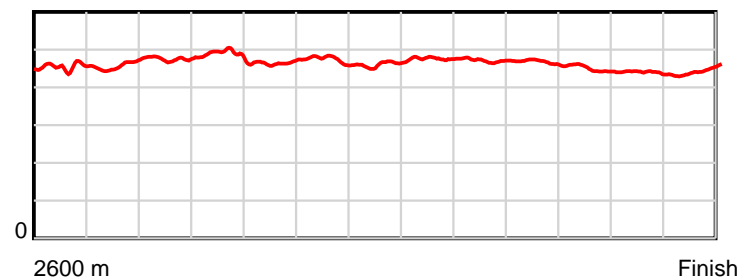
April 06, 2025, Race 8, CHEVIOT BUSINESSES 'CHEVIOT CUP' (HANDICAP PACE), Distance 2600m, Addington - Survey 3200m

Result	TAB no.	Horse (Barrier)	2200m to	2000m to	1800m to	1600m to	1400m to	1200m to	1000m to	800m to	600m to	400m to	200m to	Total or	Margin
3rd	15	Double Time (8)	2000m	1800m	1600m	1400m	1200m	1000m	800m	600m	400m	200m	WP	Average	
		Position in running (margin)	13(17.0)	14(18.8)	14(17.0)	10(7.5)	5(4.7)	3(3.4)	3(2.9)	3(2.6)	3(2.1)	2(1.4)	3(2.3)		3.00
		Sectional time (s)	15.73	16.24	15.29	15.51	14.43	15.48	15.32	14.36	14.05	13.65	13.69		
		Cumulative time (s)	163.75	148.02	131.78	116.49	100.98	86.55	71.07	55.75	41.39	27.34	13.69	3:17.72	
		Speed (m/s)	12.71	12.32	13.08	12.89	13.86	12.92	13.05	13.93	14.23	14.65	14.61	13.15	
		Stride length (m)	6.05	6.01	6.08	6.10	6.40	6.15	6.15	6.49	6.38	6.43	6.49	6.22	
		Stride duration (s)	0.476	0.488	0.465	0.473	0.461	0.476	0.471	0.466	0.448	0.439	0.445	0.473	
		Stride efficiency (%)	57.17	56.52	57.82	58.07	63.94	59.15	59.01	65.88	63.60	64.69	65.89	60.48	
		Stride count	33.07	33.25	32.88	32.81	31.27	32.51	32.55	30.80	31.35	31.08	30.80	417.93	

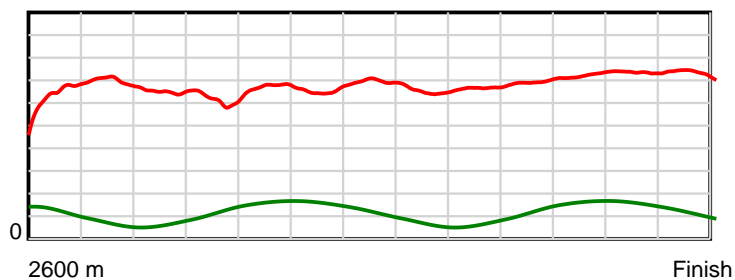
10 m Stride length



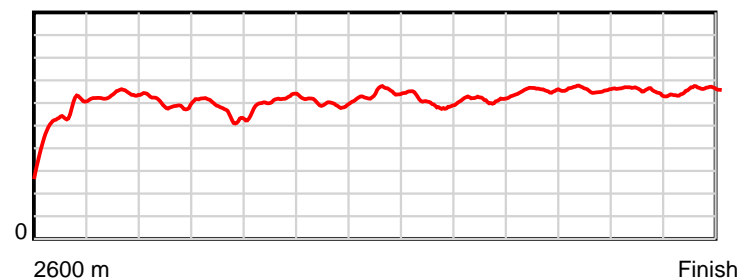
0.6 s Stride duration



20 m/sec Speed



100 % Stride efficiency



Note: Horizontal distance axis grid lines are 200m furlongs.

Disclaimer.

HRNZ and NZMTC and Thoroughbred Ratings Pty Ltd accepts no responsibility for the completeness or accuracy of any of the information contained herein, and makes no representations about its suitability for any particular purpose. Users should make their own judgements about those matters and/or seek independent advice. You assume all risks associated with use of the data provided on this page.



Race Results



April 06, 2025, Race 8, CHEVIOT BUSINESSES 'CHEVIOT CUP' (HANDICAP PACE), Distance 2600m, Addington - Survey 3200m

Result	TAB no.	Horse (Barrier)	2600 to	2400m to
4th	13	Tempo Warrior (10)	2400m	2200m
		Position in running (margin)	-	11(15.6)
		Sectional time (s)	18.80	14.82
		Cumulative time (s)	198.13	179.33
		Speed (m/s)	10.64	13.50
		Stride length (m)	5.63	6.01
		Stride duration (s)	0.438	0.446
		Stride efficiency (%)	49.57	56.51
		Stride count	35.51	33.26

Disclaimer.

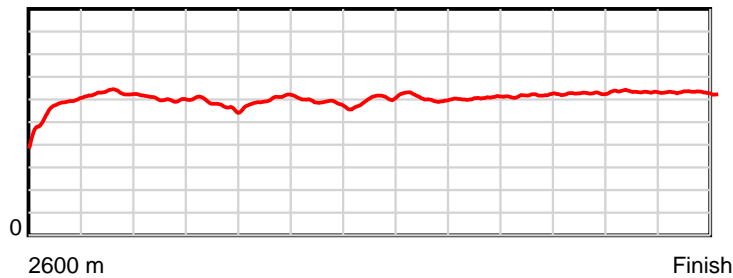
HRNZ and NZMTC and Thoroughbred Ratings Pty Ltd accepts no responsibility for the completeness or accuracy of any of the information contained herein, and makes no representations about its suitability for any particular purpose. Users should make their own judgements about those matters and/or seek independent advice. You assume all risks associated with use of the data provided on this page.

Race Results

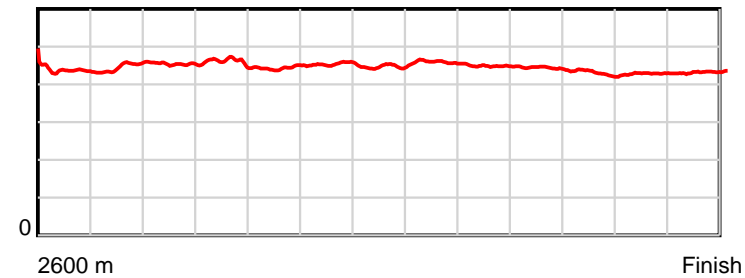
April 06, 2025, Race 8, CHEVIOT BUSINESSES 'CHEVIOT CUP' (HANDICAP PACE), Distance 2600m, Addington - Survey 3200m

Result	TAB no.	Horse (Barrier)	2200m to	2000m to	1800m to	1600m to	1400m to	1200m to	1000m to	800m to	600m to	400m to	200m to	Total or	Margin
4th	13	Tempo Warrior (10)	2000m	1800m	1600m	1400m	1200m	1000m	800m	600m	400m	200m	WP	Average	
		Position in running (margin)	11(14.4)	12(15.8)	11(12.9)	5(4.9)	4(4.0)	5(5.6)	5(5.8)	5(5.0)	5(4.1)	6(3.8)	5(4.6)		5.30
		Sectional time (s)	15.66	16.07	15.52	15.83	14.91	15.59	15.25	14.30	14.12	13.62	13.64		
		Cumulative time (s)	164.51	148.85	132.78	117.26	101.43	86.52	70.93	55.68	41.38	27.26	13.64	3:18.13	
		Speed (m/s)	12.77	12.45	12.89	12.63	13.41	12.83	13.11	13.99	14.16	14.68	14.66	13.12	
		Stride length (m)	5.79	5.74	5.72	5.73	6.00	5.89	5.88	6.18	6.08	6.30	6.33	5.94	
		Stride duration (s)	0.454	0.461	0.444	0.453	0.447	0.459	0.448	0.442	0.429	0.429	0.432	0.452	
		Stride efficiency (%)	52.43	51.40	51.14	51.27	56.27	54.18	53.98	59.75	57.80	62.04	62.61	55.08	
		Stride count	34.53	34.87	34.96	34.92	33.33	33.97	34.03	32.34	32.88	31.74	31.60	437.94	

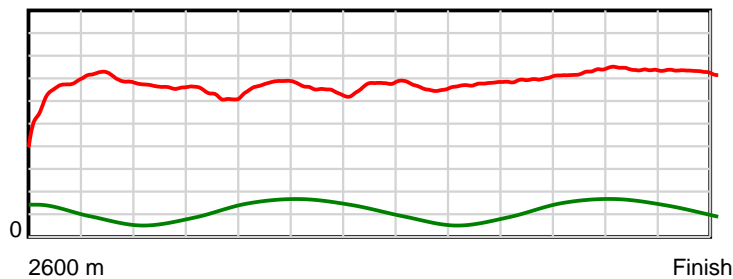
10 m Stride length



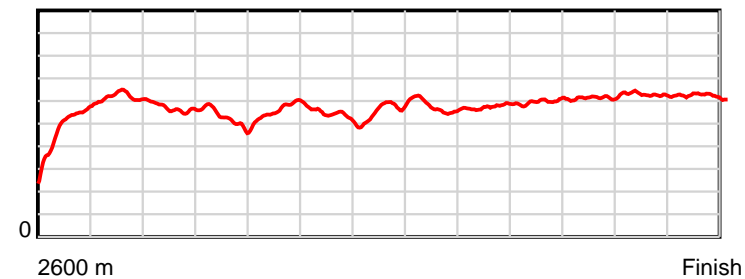
0.6 s Stride duration



20 m/sec Speed



100 % Stride efficiency



Note: Horizontal distance axis grid lines are 200m furlongs.

Disclaimer.

HRNZ and NZMTC and Thoroughbred Ratings Pty Ltd accepts no responsibility for the completeness or accuracy of any of the information contained herein, and makes no representations about its suitability for any particular purpose. Users should make their own judgements about those matters and/or seek independent advice. You assume all risks associated with use of the data provided on this page.



Race Results



April 06, 2025, Race 8, CHEVIOT BUSINESSES 'CHEVIOT CUP' (HANDICAP PACE), Distance 2600m, Addington - Survey 3200m

Result	TAB no.	Horse (Barrier)	2600 to	2400m to
5th	3	Buckskin (12)	2400m	2200m
		Position in running (margin)	-	1(0.0)
		Sectional time (s)	16.00	15.01
		Cumulative time (s)	198.13	182.13
		Speed (m/s)	12.50	13.32
		Stride length (m)	5.52	5.95
		Stride duration (s)	0.438	0.446
		Stride efficiency (%)	47.66	55.33
		Stride count	36.21	33.61

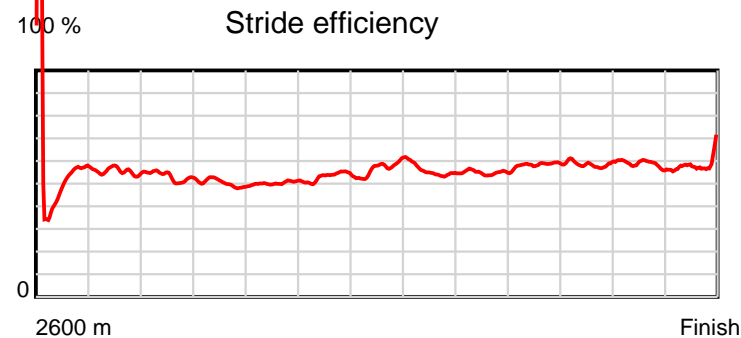
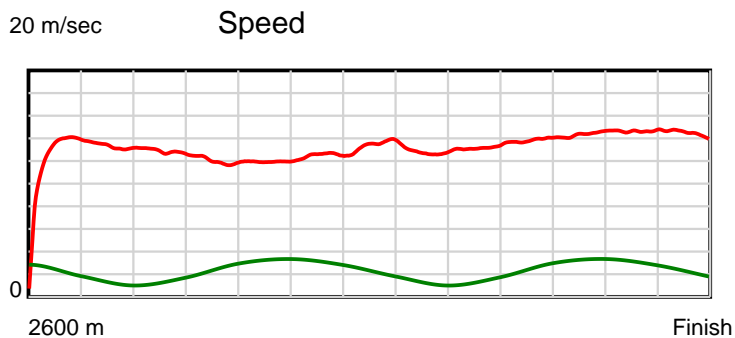
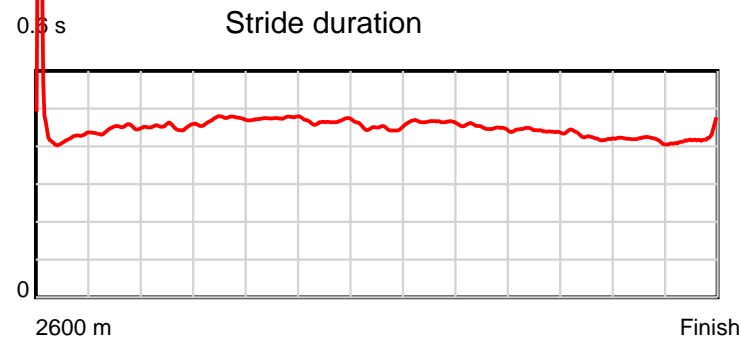
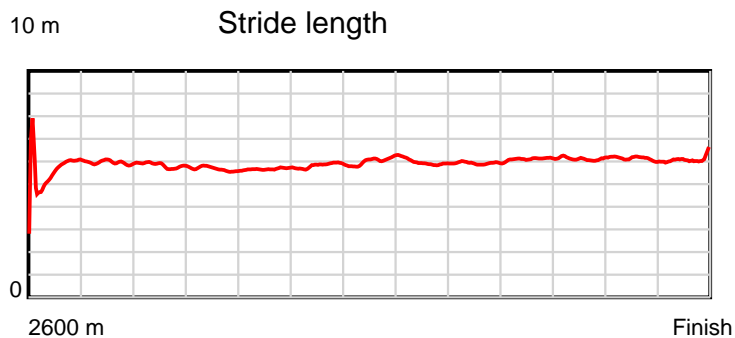
Disclaimer.

HRNZ and NZMTC and Thoroughbred Ratings Pty Ltd accepts no responsibility for the completeness or accuracy of any of the information contained herein, and makes no representations about its suitability for any particular purpose. Users should make their own judgements about those matters and/or seek independent advice. You assume all risks associated with use of the data provided on this page.

Race Results

April 06, 2025, Race 8, CHEVIOT BUSINESSES 'CHEVIOT CUP' (HANDICAP PACE), Distance 2600m, Addington - Survey 3200m

Result	TAB no.	Horse (Barrier)	2200m to	2000m to	1800m to	1600m to	1400m to	1200m to	1000m to	800m to	600m to	400m to	200m to	Total or	Margin
5th	3	Buckskin (12)	2000m	1800m	1600m	1400m	1200m	1000m	800m	600m	400m	200m	WP	Average	
		Position in running (margin)	1(0.0)	2(1.4)	2(2.2)	2(2.6)	2(1.9)	4(4.1)	4(3.9)	4(3.6)	4(3.5)	5(3.5)	4(4.4)		5.30
		Sectional time (s)	15.67	16.68	16.92	15.88	15.00	15.54	15.32	14.43	14.17	13.64	13.87		
		Cumulative time (s)	167.12	151.45	134.77	117.85	101.97	86.97	71.43	56.11	41.68	27.51	13.87	3:18.13	
		Speed (m/s)	12.76	11.99	11.82	12.59	13.33	12.87	13.05	13.86	14.11	14.66	14.42	13.12	
		Stride length (m)	5.78	5.65	5.61	5.87	6.00	5.99	5.88	6.12	6.01	6.13	6.07	5.88	
		Stride duration (s)	0.453	0.471	0.475	0.466	0.450	0.465	0.450	0.442	0.426	0.418	0.421	0.448	
		Stride efficiency (%)	52.12	49.84	49.26	53.86	56.24	56.08	53.94	58.57	56.52	58.68	57.50	54.11	
		Stride count	34.63	35.41	35.62	34.07	33.34	33.39	34.04	32.67	33.25	32.64	32.97	441.85	



Note: Horizontal distance axis grid lines are 200m furlongs.

Disclaimer.

HRNZ and NZMTC and Thoroughbred Ratings Pty Ltd accepts no responsibility for the completeness or accuracy of any of the information contained herein, and makes no representations about its suitability for any particular purpose. Users should make their own judgements about those matters and/or seek independent advice. You assume all risks associated with use of the data provided on this page.



Race Results



April 06, 2025, Race 8, CHEVIOT BUSINESSES 'CHEVIOT CUP' (HANDICAP PACE), Distance 2600m, Addington - Survey 3200m

Result	TAB no.	Horse (Barrier)	2600 to	2400m to
6th	12	Betterthancash (5)	2400m	2200m
		Position in running (margin)	-	10(14.2)
		Sectional time (s)	18.31	14.57
		Cumulative time (s)	198.18	179.87
		Speed (m/s)	10.92	13.73
		Stride length (m)	5.58	6.01
		Stride duration (s)	0.430	0.437
		Stride efficiency (%)	48.68	56.35
		Stride count	35.83	33.30

Disclaimer.

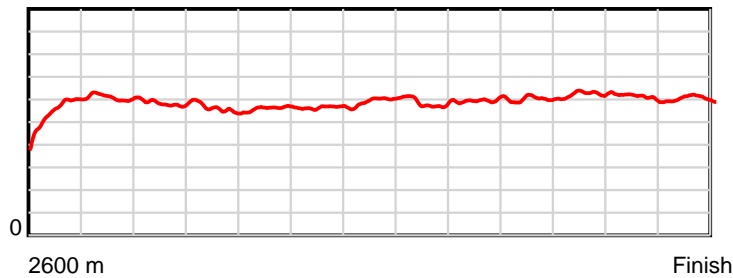
HRNZ and NZMTC and Thoroughbred Ratings Pty Ltd accepts no responsibility for the completeness or accuracy of any of the information contained herein, and makes no representations about its suitability for any particular purpose. Users should make their own judgements about those matters and/or seek independent advice. You assume all risks associated with use of the data provided on this page.

Race Results

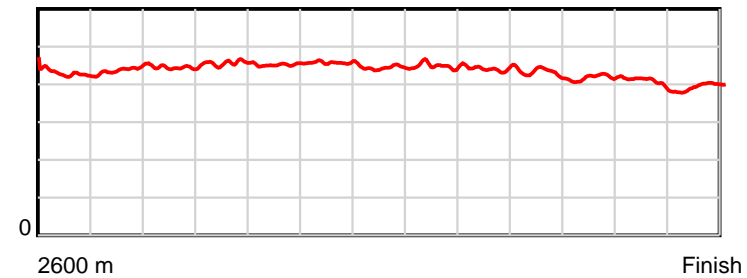
April 06, 2025, Race 8, CHEVIOT BUSINESSES 'CHEVIOT CUP' (HANDICAP PACE), Distance 2600m, Addington - Survey 3200m

Result	TAB no.	Horse (Barrier)	2200m to	2000m to	1800m to	1600m to	1400m to	1200m to	1000m to	800m to	600m to	400m to	200m to	Total or	Margin
6th	12	Betterthancash (5)	2000m	1800m	1600m	1400m	1200m	1000m	800m	600m	400m	200m	WP	Average	
		Position in running (margin)	10(11.5)	10(12.5)	9(11.4)	12(9.0)	13(11.3)	13(13.2)	13(12.9)	12(11.5)	13(10.8)	14(8.7)	14(9.2)		5.60
		Sectional time (s)	15.60	16.36	16.47	16.37	14.94	15.52	15.14	14.33	13.81	13.60	13.16		
		Cumulative time (s)	165.30	149.70	133.34	116.87	100.50	85.56	70.04	54.90	40.57	26.76	13.16	3:18.18	
		Speed (m/s)	12.82	12.22	12.14	12.22	13.39	12.89	13.21	13.96	14.48	14.71	15.20	13.12	
		Stride length (m)	5.70	5.58	5.49	5.59	5.93	5.80	5.83	5.99	6.05	5.94	6.02	5.80	
		Stride duration (s)	0.445	0.457	0.452	0.458	0.443	0.450	0.442	0.430	0.418	0.404	0.396	0.442	
		Stride efficiency (%)	50.81	48.67	47.09	48.83	55.02	52.51	53.18	56.15	57.18	55.19	56.61	52.63	
		Stride count	35.07	35.84	36.43	35.78	33.70	34.50	34.28	33.36	33.06	33.65	33.23	448.03	

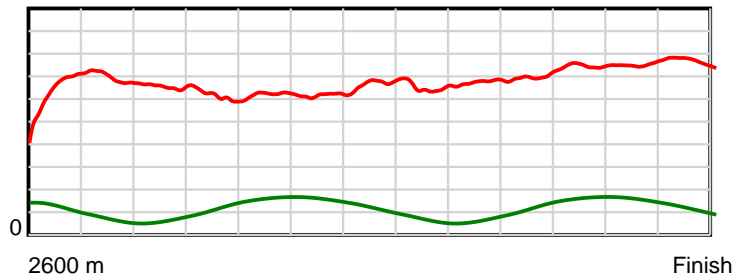
10 m Stride length



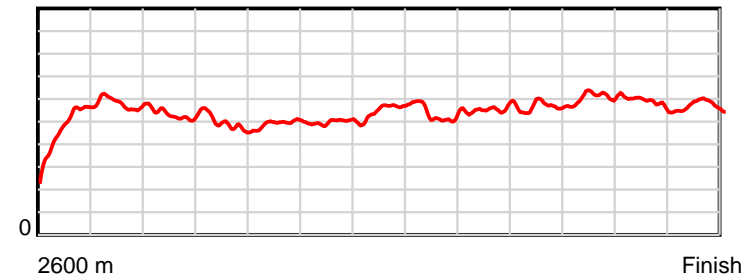
0.6 s Stride duration



20 m/sec Speed



100 % Stride efficiency



Note: Horizontal distance axis grid lines are 200m furlongs.

Disclaimer.

HRNZ and NZMTC and Thoroughbred Ratings Pty Ltd accepts no responsibility for the completeness or accuracy of any of the information contained herein, and makes no representations about its suitability for any particular purpose. Users should make their own judgements about those matters and/or seek independent advice. You assume all risks associated with use of the data provided on this page.



Race Results



April 06, 2025, Race 8, CHEVIOT BUSINESSES 'CHEVIOT CUP' (HANDICAP PACE), Distance 2600m, Addington - Survey 3200m

Result	TAB no.	Horse (Barrier)	2600 to	2400m to
7th	4	Kourtney Karda... (13)	2400m	2200m
		Position in running (margin)	-	4(5.3)
		Sectional time (s)	16.78	15.10
		Cumulative time (s)	198.32	181.54
		Speed (m/s)	11.92	13.25
		Stride length (m)	5.59	6.10
		Stride duration (s)	0.455	0.461
		Stride efficiency (%)	48.91	58.14
		Stride count	35.75	32.79

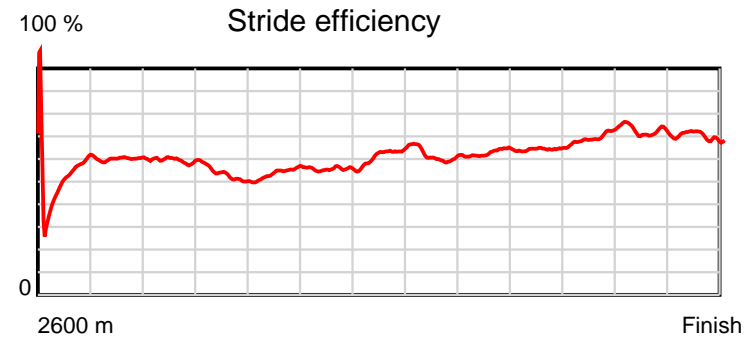
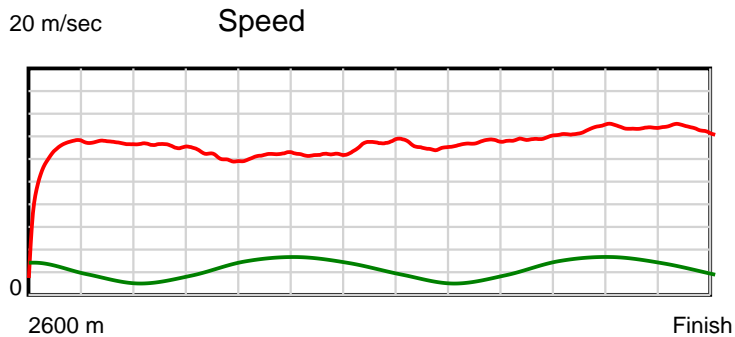
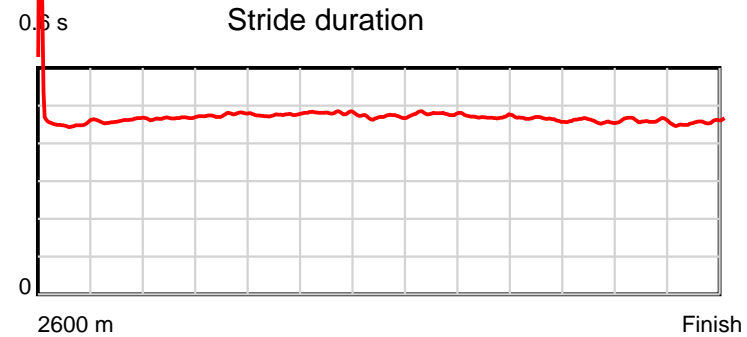
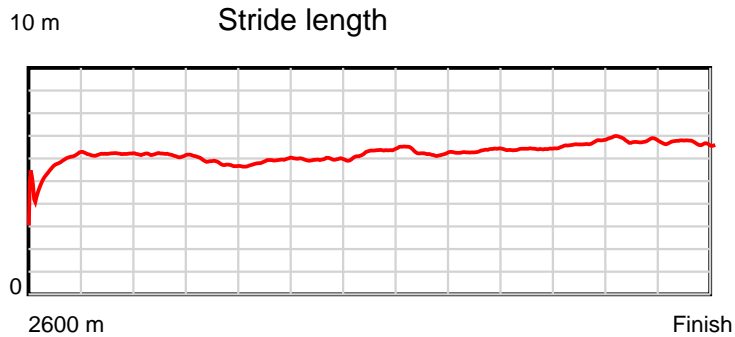
Disclaimer.

HRNZ and NZMTC and Thoroughbred Ratings Pty Ltd accepts no responsibility for the completeness or accuracy of any of the information contained herein, and makes no representations about its suitability for any particular purpose. Users should make their own judgements about those matters and/or seek independent advice. You assume all risks associated with use of the data provided on this page.

Race Results

April 06, 2025, Race 8, CHEVIOT BUSINESSES 'CHEVIOT CUP' (HANDICAP PACE), Distance 2600m, Addington - Survey 3200m

Result	TAB no.	Horse (Barrier)	2200m to	2000m to	1800m to	1600m to	1400m to	1200m to	1000m to	800m to	600m to	400m to	200m to	Total or	Margin
7th	4	Kourtney Karda... (13)	2000m	1800m	1600m	1400m	1200m	1000m	800m	600m	400m	200m	WP	Average	
		Position in running (margin)	4(5.9)	5(6.5)	4(5.5)	3(3.6)	7(5.4)	7(7.3)	7(7.1)	7(6.4)	7(5.9)	9(5.3)	8(6.6)		6.40
		Sectional time (s)	15.54	16.39	16.54	16.30	14.94	15.53	15.26	14.36	14.08	13.72	13.78		
		Cumulative time (s)	166.44	150.90	134.51	117.97	101.67	86.73	71.20	55.94	41.58	27.50	13.78	3:18.32	
		Speed (m/s)	12.87	12.20	12.09	12.27	13.39	12.88	13.11	13.93	14.20	14.58	14.51	13.11	
		Stride length (m)	6.01	5.81	5.75	5.90	6.30	6.17	6.16	6.46	6.53	6.69	6.63	6.14	
		Stride duration (s)	0.467	0.476	0.475	0.481	0.471	0.479	0.470	0.464	0.459	0.459	0.457	0.469	
		Stride efficiency (%)	56.38	52.80	51.66	54.36	62.01	59.46	59.22	65.24	66.61	69.93	68.79	58.97	
		Stride count	33.30	34.41	34.79	33.91	31.75	32.42	32.49	30.95	30.63	29.90	30.14	423.23	



Note: Horizontal distance axis grid lines are 200m furlongs.

Disclaimer.

HRNZ and NZMTC and Thoroughbred Ratings Pty Ltd accepts no responsibility for the completeness or accuracy of any of the information contained herein, and makes no representations about its suitability for any particular purpose. Users should make their own judgements about those matters and/or seek independent advice. You assume all risks associated with use of the data provided on this page.



Race Results



April 06, 2025, Race 8, CHEVIOT BUSINESSES 'CHEVIOT CUP' (HANDICAP PACE), Distance 2600m, Addington - Survey 3200m

Result	TAB no.	Horse (Barrier)	2600 to	2400m to
8th	2	Here's Herbie (6)	2400m	2200m
		Position in running (margin)	-	2(2.4)
		Sectional time (s)	16.50	15.01
		Cumulative time (s)	198.38	181.88
		Speed (m/s)	12.12	13.32
		Stride length (m)	6.01	6.47
		Stride duration (s)	0.488	0.486
		Stride efficiency (%)	56.35	65.47
		Stride count	33.30	30.90

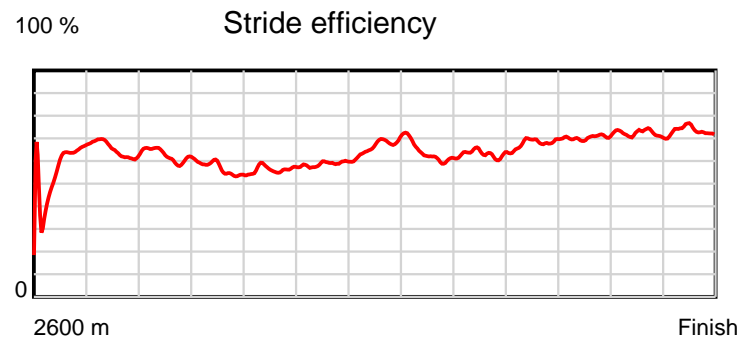
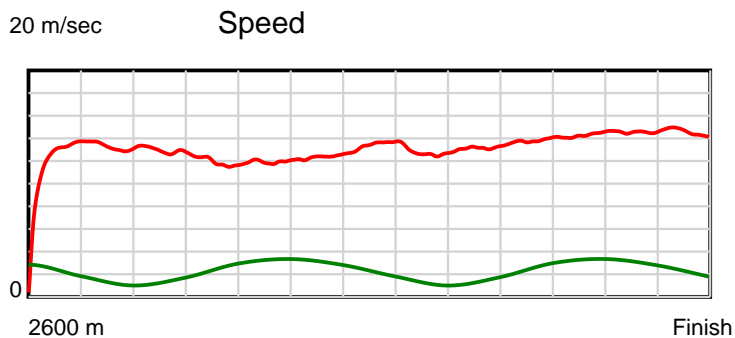
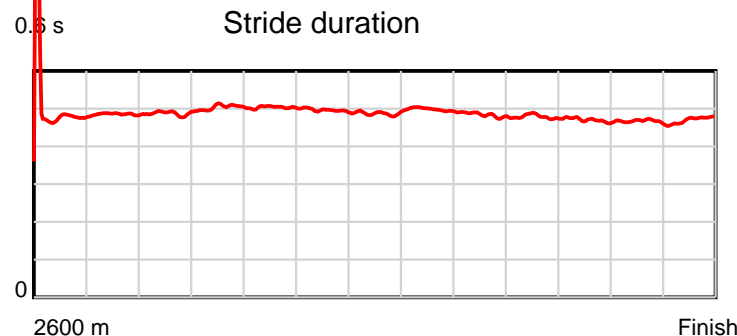
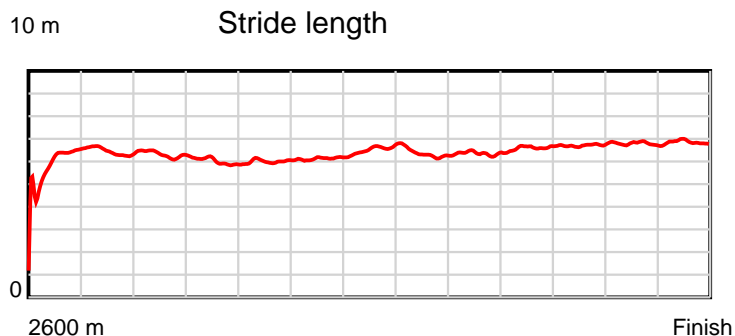
Disclaimer.

HRNZ and NZMTC and Thoroughbred Ratings Pty Ltd accepts no responsibility for the completeness or accuracy of any of the information contained herein, and makes no representations about its suitability for any particular purpose. Users should make their own judgements about those matters and/or seek independent advice. You assume all risks associated with use of the data provided on this page.

Race Results

April 06, 2025, Race 8, CHEVIOT BUSINESSES 'CHEVIOT CUP' (HANDICAP PACE), Distance 2600m, Addington - Survey 3200m

Result	TAB no.	Horse (Barrier)	2200m to	2000m to	1800m to	1600m to	1400m to	1200m to	1000m to	800m to	600m to	400m to	200m to	Total or	Margin
8th	2	Here's Herbie (6)	2000m	1800m	1600m	1400m	1200m	1000m	800m	600m	400m	200m	WP	Average	
		Position in running (margin)	2(2.5)	3(3.7)	3(4.8)	4(4.8)	6(4.8)	6(6.2)	6(6.5)	6(6.0)	6(5.8)	8(5.3)	7(6.1)		6.70
		Sectional time (s)	15.62	16.74	16.87	15.98	14.87	15.62	15.29	14.41	14.08	13.63	13.76		
		Cumulative time (s)	166.87	151.25	134.51	117.64	101.66	86.79	71.17	55.88	41.47	27.39	13.76	3:18.38	
		Speed (m/s)	12.80	11.95	11.86	12.52	13.45	12.80	13.08	13.88	14.20	14.67	14.53	13.11	
		Stride length (m)	6.24	6.01	5.97	6.20	6.56	6.38	6.33	6.63	6.68	6.84	6.85	6.38	
		Stride duration (s)	0.487	0.503	0.503	0.496	0.488	0.498	0.484	0.478	0.470	0.466	0.471	0.487	
		Stride efficiency (%)	60.83	56.49	55.62	60.13	67.24	63.58	62.60	68.74	69.65	73.07	73.36	63.69	
		Stride count	32.05	33.26	33.52	32.24	30.49	31.35	31.60	30.16	29.96	29.25	29.19	407.27	



Note: Horizontal distance axis grid lines are 200m furlongs.

Disclaimer.

HRNZ and NZMTC and Thoroughbred Ratings Pty Ltd accepts no responsibility for the completeness or accuracy of any of the information contained herein, and makes no representations about its suitability for any particular purpose. Users should make their own judgements about those matters and/or seek independent advice. You assume all risks associated with use of the data provided on this page.



Race Results



April 06, 2025, Race 8, CHEVIOT BUSINESSES 'CHEVIOT CUP' (HANDICAP PACE), Distance 2600m, Addington - Survey 3200m

Result	TAB no.	Horse (Barrier)	2600 to	2400m to
9th	9	Spirit Of Anar... (15)	2400m	2200m
		Position in running (margin)	-	6(9.4)
		Sectional time (s)	17.62	14.69
		Cumulative time (s)	198.48	180.86
		Speed (m/s)	11.35	13.61
		Stride length (m)	5.49	5.94
		Stride duration (s)	0.425	0.436
		Stride efficiency (%)	47.09	55.14
		Stride count	36.43	33.67

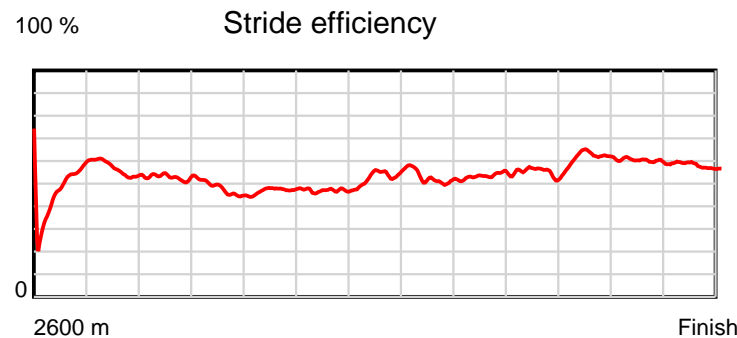
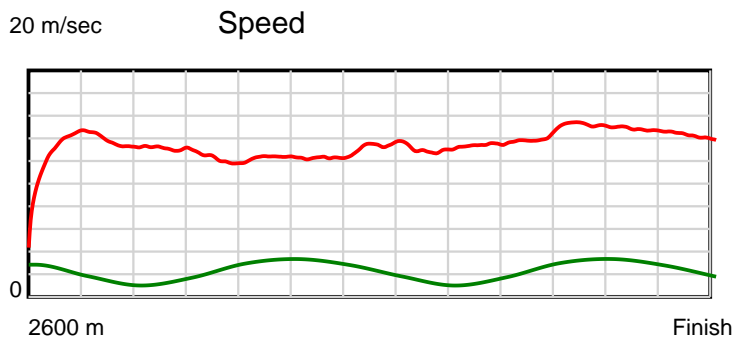
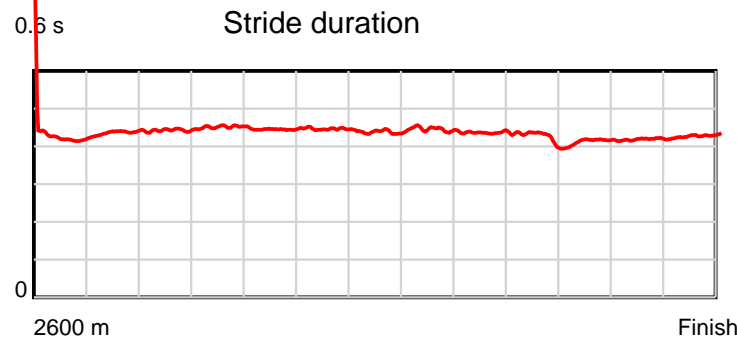
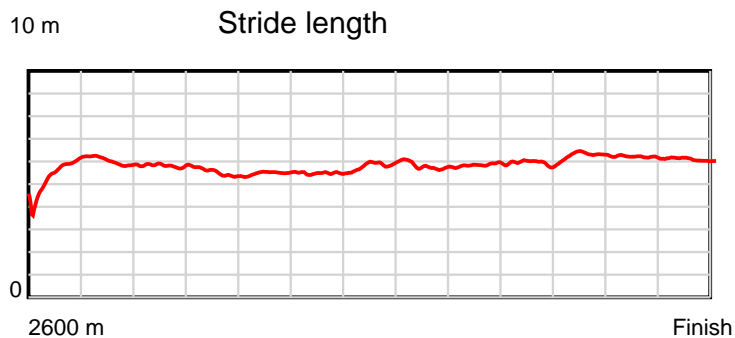
Disclaimer.

HRNZ and NZMTC and Thoroughbred Ratings Pty Ltd accepts no responsibility for the completeness or accuracy of any of the information contained herein, and makes no representations about its suitability for any particular purpose. Users should make their own judgements about those matters and/or seek independent advice. You assume all risks associated with use of the data provided on this page.

Race Results

April 06, 2025, Race 8, CHEVIOT BUSINESSES 'CHEVIOT CUP' (HANDICAP PACE), Distance 2600m, Addington - Survey 3200m

Result	TAB no.	Horse (Barrier)	2200m to	2000m to	1800m to	1600m to	1400m to	1200m to	1000m to	800m to	600m to	400m to	200m to	Total or	Margin
9th	9	Spirit Of Anar... (15)	2000m	1800m	1600m	1400m	1200m	1000m	800m	600m	400m	200m	WP	Average	
		Position in running (margin)	7(7.5)	7(8.1)	6(6.9)	6(5.0)	9(7.2)	9(9.1)	9(8.8)	8(7.7)	8(6.6)	4(3.1)	6(5.0)		7.20
		Sectional time (s)	15.53	16.37	16.53	16.36	14.95	15.51	15.20	14.26	13.58	13.82	14.06		
		Cumulative time (s)	166.17	150.64	134.27	117.74	101.38	86.43	70.92	55.72	41.46	27.88	14.06	3:18.48	
		Speed (m/s)	12.88	12.22	12.10	12.22	13.38	12.89	13.16	14.03	14.73	14.47	14.22	13.10	
		Stride length (m)	5.70	5.52	5.39	5.45	5.85	5.75	5.73	5.95	6.09	6.05	6.10	5.76	
		Stride duration (s)	0.443	0.451	0.445	0.446	0.438	0.446	0.436	0.424	0.414	0.418	0.429	0.440	
		Stride efficiency (%)	50.76	47.53	45.34	46.43	53.53	51.58	51.36	55.27	58.05	57.28	58.16	51.84	
		Stride count	35.09	36.26	37.13	36.69	34.17	34.81	34.89	33.63	32.81	33.03	32.78	451.39	



Note: Horizontal distance axis grid lines are 200m furlongs.

Disclaimer.

HRNZ and NZMTC and Thoroughbred Ratings Pty Ltd accepts no responsibility for the completeness or accuracy of any of the information contained herein, and makes no representations about its suitability for any particular purpose. Users should make their own judgements about those matters and/or seek independent advice. You assume all risks associated with use of the data provided on this page.



Race Results



April 06, 2025, Race 8, CHEVIOT BUSINESSES 'CHEVIOT CUP' (HANDICAP PACE), Distance 2600m, Addington - Survey 3200m

Result	TAB no.	Horse (Barrier)	2600 to	2400m to
10th	1	Teds Legacy (2)	2400m	2200m
		Position in running (margin)	-	3(5.2)
		Sectional time (s)	16.88	14.90
		Cumulative time (s)	198.51	181.63
		Speed (m/s)	11.85	13.42
		Stride length (m)	5.62	6.35
		Stride duration (s)	0.461	0.473
		Stride efficiency (%)	49.32	63.01
		Stride count	35.60	31.50

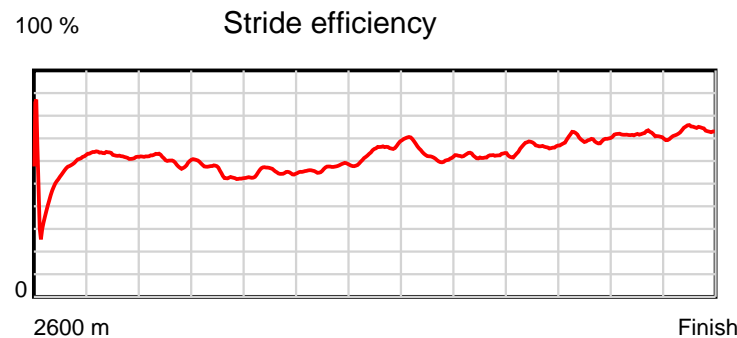
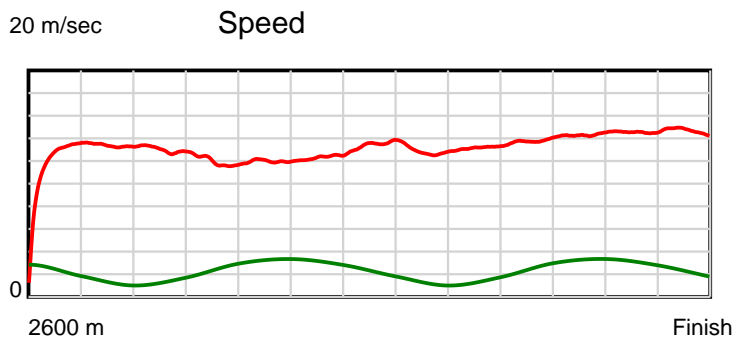
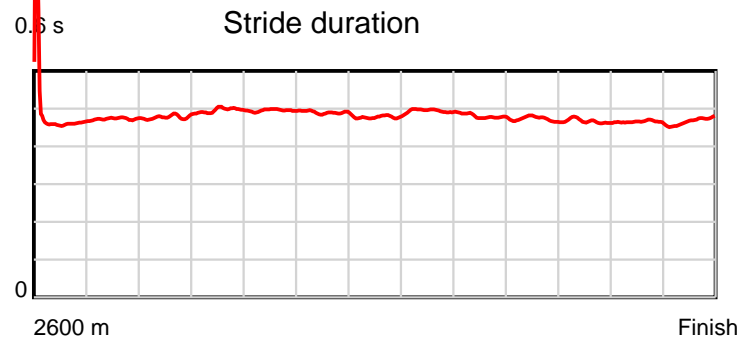
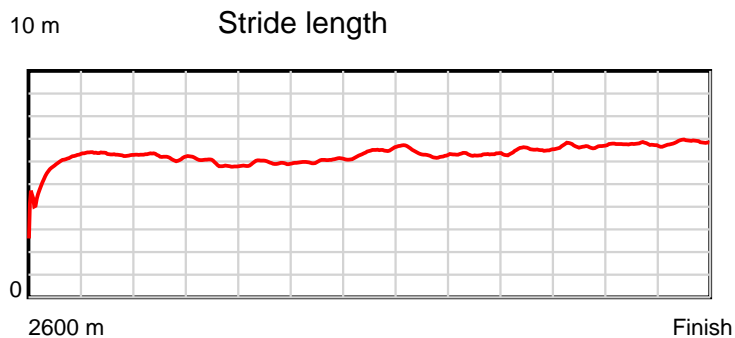
Disclaimer.

HRNZ and NZMTC and Thoroughbred Ratings Pty Ltd accepts no responsibility for the completeness or accuracy of any of the information contained herein, and makes no representations about its suitability for any particular purpose. Users should make their own judgements about those matters and/or seek independent advice. You assume all risks associated with use of the data provided on this page.

Race Results

April 06, 2025, Race 8, CHEVIOT BUSINESSES 'CHEVIOT CUP' (HANDICAP PACE), Distance 2600m, Addington - Survey 3200m

Result	TAB no.	Horse (Barrier)	2200m to	2000m to	1800m to	1600m to	1400m to	1200m to	1000m to	800m to	600m to	400m to	200m to	Total or	Margin
10th	1	Teds Legacy (2)	2000m	1800m	1600m	1400m	1200m	1000m	800m	600m	400m	200m	WP	Average	
		Position in running (margin)	3(4.6)	4(5.4)	5(6.9)	8(6.5)	8(6.7)	8(8.2)	8(7.5)	9(7.8)	10(7.7)	12(7.2)	11(8.0)		7.40
		Sectional time (s)	15.56	16.79	16.81	16.02	14.88	15.46	15.42	14.43	14.08	13.63	13.65		
		Cumulative time (s)	166.73	151.17	134.38	117.57	101.55	86.67	71.21	55.79	41.36	27.28	13.65	3:18.51	
		Speed (m/s)	12.85	11.91	11.90	12.48	13.44	12.94	12.97	13.86	14.20	14.67	14.65	13.10	
		Stride length (m)	6.14	5.91	5.89	6.11	6.42	6.40	6.22	6.55	6.63	6.81	6.87	6.28	
		Stride duration (s)	0.478	0.496	0.495	0.490	0.477	0.495	0.480	0.472	0.467	0.464	0.469	0.480	
		Stride efficiency (%)	58.91	54.52	54.29	58.39	64.37	64.00	60.50	67.00	68.67	72.57	73.86	61.67	
		Stride count	32.57	33.86	33.93	32.72	31.16	31.25	32.14	30.54	30.17	29.35	29.09	413.88	



Note: Horizontal distance axis grid lines are 200m furlongs.

Disclaimer.

HRNZ and NZMTC and Thoroughbred Ratings Pty Ltd accepts no responsibility for the completeness or accuracy of any of the information contained herein, and makes no representations about its suitability for any particular purpose. Users should make their own judgements about those matters and/or seek independent advice. You assume all risks associated with use of the data provided on this page.



Race Results



April 06, 2025, Race 8, CHEVIOT BUSINESSES 'CHEVIOT CUP' (HANDICAP PACE), Distance 2600m, Addington - Survey 3200m

Result	TAB no.	Horse (Barrier)	2600 to	2400m to
11th	5	Commander Ben (3)	2400m	2200m
		Position in running (margin)	-	5(9.0)
		Sectional time (s)	17.73	14.62
		Cumulative time (s)	198.51	180.78
		Speed (m/s)	11.28	13.68
		Stride length (m)	5.26	5.96
		Stride duration (s)	0.411	0.435
		Stride efficiency (%)	43.21	55.42
		Stride count	38.03	33.58

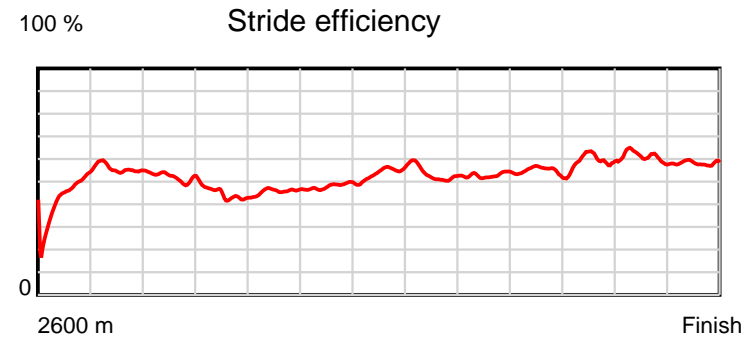
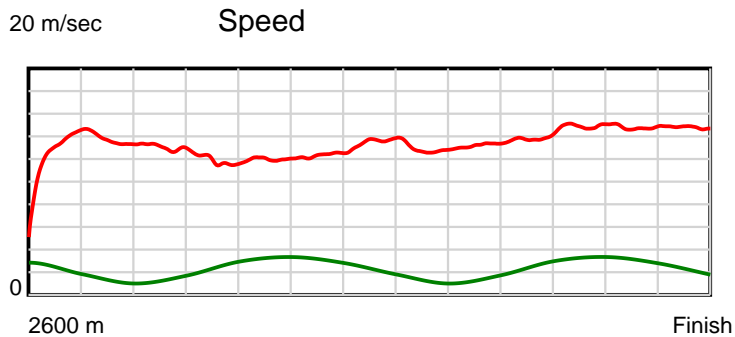
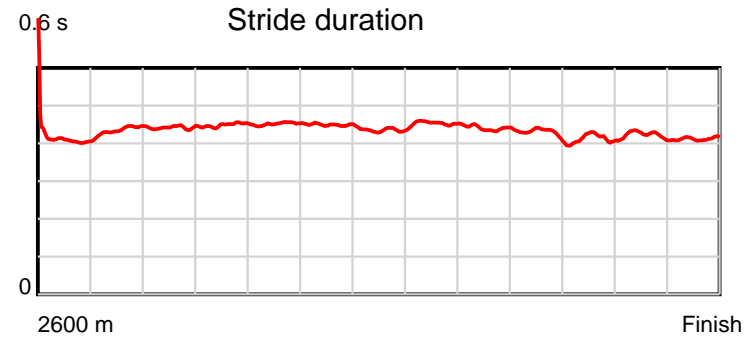
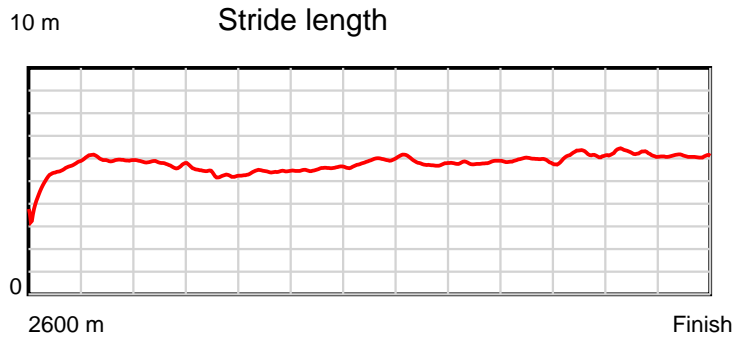
Disclaimer.

HRNZ and NZMTC and Thoroughbred Ratings Pty Ltd accepts no responsibility for the completeness or accuracy of any of the information contained herein, and makes no representations about its suitability for any particular purpose. Users should make their own judgements about those matters and/or seek independent advice. You assume all risks associated with use of the data provided on this page.

Race Results

April 06, 2025, Race 8, CHEVIOT BUSINESSES 'CHEVIOT CUP' (HANDICAP PACE), Distance 2600m, Addington - Survey 3200m

Result	TAB no.	Horse (Barrier)	2200m to	2000m to	1800m to	1600m to	1400m to	1200m to	1000m to	800m to	600m to	400m to	200m to	Total or	Margin
11th	5	Commander Ben (3)	2000m	1800m	1600m	1400m	1200m	1000m	800m	600m	400m	200m	WP	Average	
		Position in running (margin)	6(6.7)	6(7.4)	7(8.9)	11(8.6)	11(9.0)	10(10.2)	10(9.6)	10(9.5)	12(9.3)	10(7.0)	10(7.9)		7.40
		Sectional time (s)	15.55	16.80	16.81	16.06	14.83	15.46	15.35	14.42	13.78	13.66	13.44		
		Cumulative time (s)	166.16	150.61	133.81	117.00	100.94	86.11	70.65	55.30	40.88	27.10	13.44	3:18.51	
		Speed (m/s)	12.86	11.90	11.90	12.45	13.49	12.94	13.03	13.87	14.51	14.64	14.88	13.10	
		Stride length (m)	5.69	5.34	5.37	5.59	5.87	5.87	5.74	5.95	5.97	6.18	6.13	5.75	
		Stride duration (s)	0.442	0.449	0.452	0.449	0.435	0.454	0.441	0.429	0.411	0.422	0.412	0.439	
		Stride efficiency (%)	50.50	44.55	45.11	48.91	53.83	53.80	51.51	55.35	55.68	59.73	58.70	51.63	
		Stride count	35.18	37.46	37.22	35.75	34.08	34.08	34.83	33.61	33.51	32.35	32.63	452.31	



Note: Horizontal distance axis grid lines are 200m furlongs.

Disclaimer.

HRNZ and NZMTC and Thoroughbred Ratings Pty Ltd accepts no responsibility for the completeness or accuracy of any of the information contained herein, and makes no representations about its suitability for any particular purpose. Users should make their own judgements about those matters and/or seek independent advice. You assume all risks associated with use of the data provided on this page.



Race Results



April 06, 2025, Race 8, CHEVIOT BUSINESSES 'CHEVIOT CUP' (HANDICAP PACE), Distance 2600m, Addington - Survey 3200m

Result	TAB no.	Horse (Barrier)	2600 to	2400m to
12th	11	Dance Till Daw... (4)	2400m	2200m
		Position in running (margin)	-	9(12.6)
		Sectional time (s)	18.05	14.72
		Cumulative time (s)	198.74	180.69
		Speed (m/s)	11.08	13.59
		Stride length (m)	5.74	6.02
		Stride duration (s)	0.429	0.443
		Stride efficiency (%)	51.47	56.67
		Stride count	34.85	33.21

Disclaimer.

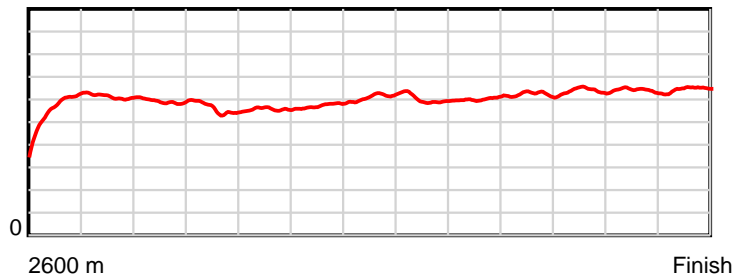
HRNZ and NZMTC and Thoroughbred Ratings Pty Ltd accepts no responsibility for the completeness or accuracy of any of the information contained herein, and makes no representations about its suitability for any particular purpose. Users should make their own judgements about those matters and/or seek independent advice. You assume all risks associated with use of the data provided on this page.

Race Results

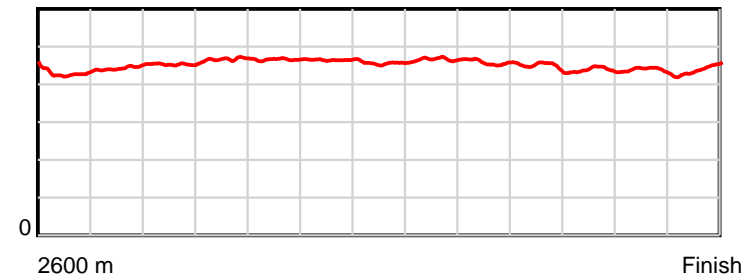
April 06, 2025, Race 8, CHEVIOT BUSINESSES 'CHEVIOT CUP' (HANDICAP PACE), Distance 2600m, Addington - Survey 3200m

Result	TAB no.	Horse (Barrier)	2200m to	2000m to	1800m to	1600m to	1400m to	1200m to	1000m to	800m to	600m to	400m to	200m to	Total or	Margin
12th	11	Dance Till Daw... (4)	2000m	1800m	1600m	1400m	1200m	1000m	800m	600m	400m	200m	WP	Average	
		Position in running (margin)	9(10.9)	9(11.4)	10(12.3)	14(11.5)	12(11.3)	12(12.1)	12(12.9)	13(12.3)	16(11.7)	15(9.8)	15(10.5)		8.70
		Sectional time (s)	15.51	16.70	16.73	15.95	14.77	15.70	15.27	14.35	13.85	13.62	13.52		
		Cumulative time (s)	165.97	150.46	133.76	117.03	101.08	86.31	70.61	55.34	40.99	27.14	13.52	3:18.74	
		Speed (m/s)	12.89	11.98	11.95	12.54	13.54	12.74	13.10	13.94	14.44	14.68	14.79	13.08	
		Stride length (m)	5.84	5.59	5.57	5.83	6.17	5.94	6.00	6.24	6.33	6.43	6.51	6.00	
		Stride duration (s)	0.453	0.467	0.466	0.465	0.456	0.466	0.458	0.448	0.438	0.438	0.440	0.459	
		Stride efficiency (%)	53.30	48.80	48.47	53.11	59.48	55.12	56.19	60.87	62.59	64.55	66.20	56.28	
		Stride count	34.24	35.79	35.91	34.31	32.42	33.67	33.35	32.05	31.60	31.12	30.73	433.25	

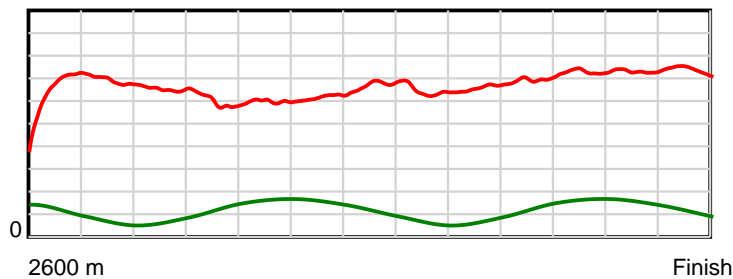
10 m Stride length



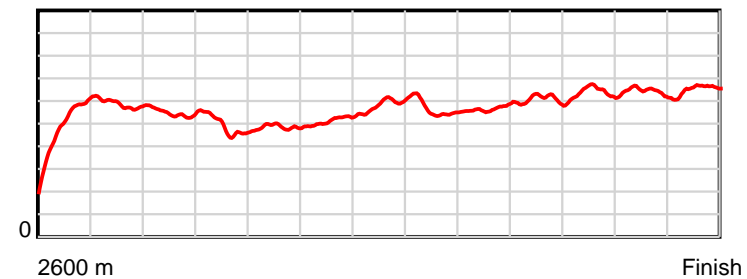
0.6 s Stride duration



20 m/sec Speed



100 % Stride efficiency



Note: Horizontal distance axis grid lines are 200m furlongs.

Disclaimer.

HRNZ and NZMTC and Thoroughbred Ratings Pty Ltd accepts no responsibility for the completeness or accuracy of any of the information contained herein, and makes no representations about its suitability for any particular purpose. Users should make their own judgements about those matters and/or seek independent advice. You assume all risks associated with use of the data provided on this page.



Race Results



April 06, 2025, Race 8, CHEVIOT BUSINESSES 'CHEVIOT CUP' (HANDICAP PACE), Distance 2600m, Addington - Survey 3200m

Result	TAB no.	Horse (Barrier)	2600 to	2400m to
13th	16	Built For Glor... (9)	2400m	2200m
		Position in running (margin)	-	16(24.2)
		Sectional time (s)	20.02	14.74
		Cumulative time (s)	198.76	178.74
		Speed (m/s)	9.99	13.57
		Stride length (m)	5.86	6.57
		Stride duration (s)	0.471	0.484
		Stride efficiency (%)	53.62	67.53
		Stride count	34.14	30.42

Disclaimer.

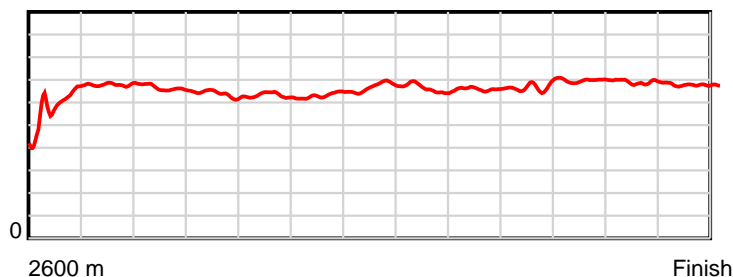
HRNZ and NZMTC and Thoroughbred Ratings Pty Ltd accepts no responsibility for the completeness or accuracy of any of the information contained herein, and makes no representations about its suitability for any particular purpose. Users should make their own judgements about those matters and/or seek independent advice. You assume all risks associated with use of the data provided on this page.

Race Results

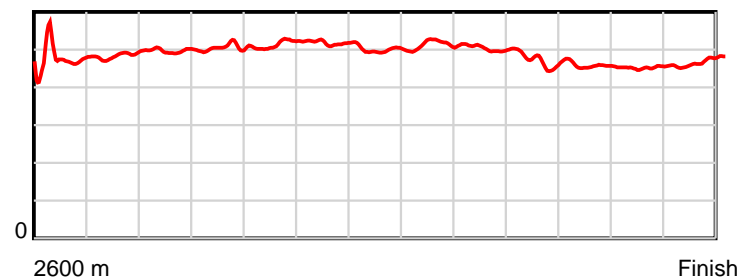
April 06, 2025, Race 8, CHEVIOT BUSINESSES 'CHEVIOT CUP' (HANDICAP PACE), Distance 2600m, Addington - Survey 3200m

Result	TAB no.	Horse (Barrier)	2200m to	2000m to	1800m to	1600m to	1400m to	1200m to	1000m to	800m to	600m to	400m to	200m to	Total or	Margin
13th	16	Built For Glor... (9)	2000m	1800m	1600m	1400m	1200m	1000m	800m	600m	400m	200m	WP	Average	
		Position in running (margin)	16(22.6)	16(22.3)	15(17.1)	16(14.9)	15(13.8)	14(14.3)	14(14.7)	15(14.5)	14(10.9)	13(8.5)	13(8.6)		8.80
		Sectional time (s)	15.38	15.68	16.50	15.81	14.72	15.63	15.35	13.85	13.77	13.51	13.80		
		Cumulative time (s)	164.00	148.62	132.94	116.44	100.63	85.91	70.28	54.93	41.08	27.31	13.80	3:18.76	
		Speed (m/s)	13.00	12.76	12.12	12.65	13.59	12.80	13.03	14.44	14.52	14.80	14.49	13.08	
		Stride length (m)	6.46	6.46	6.23	6.56	6.78	6.58	6.56	6.79	6.62	6.71	6.82	6.53	
		Stride duration (s)	0.497	0.506	0.514	0.518	0.499	0.514	0.503	0.470	0.456	0.453	0.470	0.499	
		Stride efficiency (%)	65.30	65.15	60.66	67.22	71.76	67.63	67.22	72.14	68.53	70.26	72.59	66.60	
		Stride count	30.94	30.97	32.10	30.49	29.51	30.40	30.49	29.44	30.20	29.83	29.34	398.27	

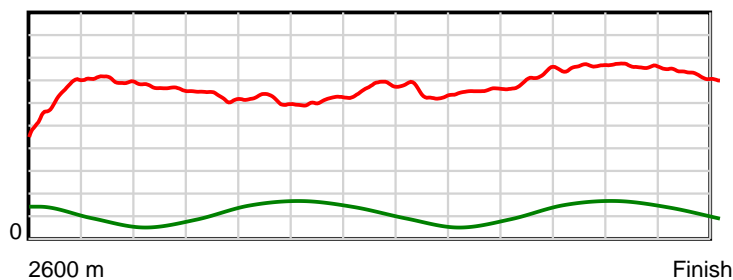
10 m Stride length



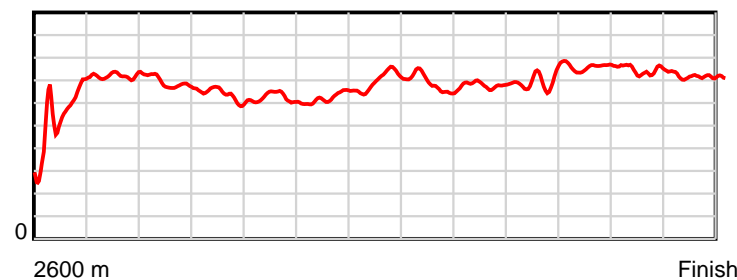
0.6 s Stride duration



20 m/sec Speed



100 % Stride efficiency



Note: Horizontal distance axis grid lines are 200m furlongs.

Disclaimer.

HRNZ and NZMTC and Thoroughbred Ratings Pty Ltd accepts no responsibility for the completeness or accuracy of any of the information contained herein, and makes no representations about its suitability for any particular purpose. Users should make their own judgements about those matters and/or seek independent advice. You assume all risks associated with use of the data provided on this page.



Race Results



April 06, 2025, Race 8, CHEVIOT BUSINESSES 'CHEVIOT CUP' (HANDICAP PACE), Distance 2600m, Addington - Survey 3200m

Result	TAB no.	Horse (Barrier)	2600 to	2400m to
14th	7	Tanzania (11)	2400m	2200m
		Position in running (margin)	-	8(11.7)
		Sectional time (s)	17.88	14.66
		Cumulative time (s)	198.79	180.91
		Speed (m/s)	11.19	13.64
		Stride length (m)	14.00	27.69
		Stride duration (s)	1.142	2.030
		Stride efficiency (%)	306.47	1198.00
		Stride count	14.28	7.22


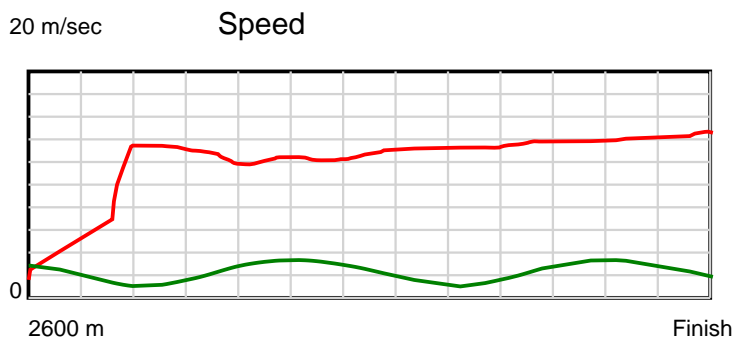
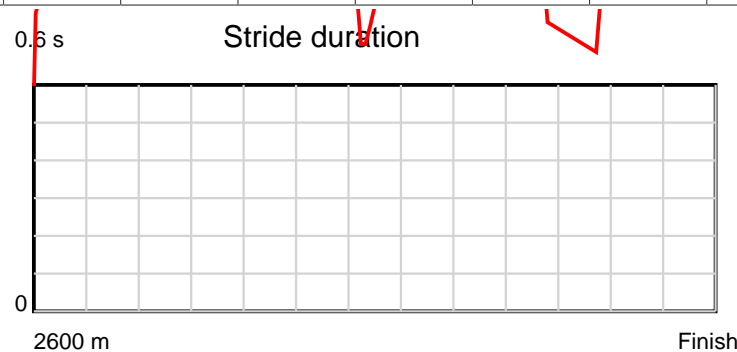
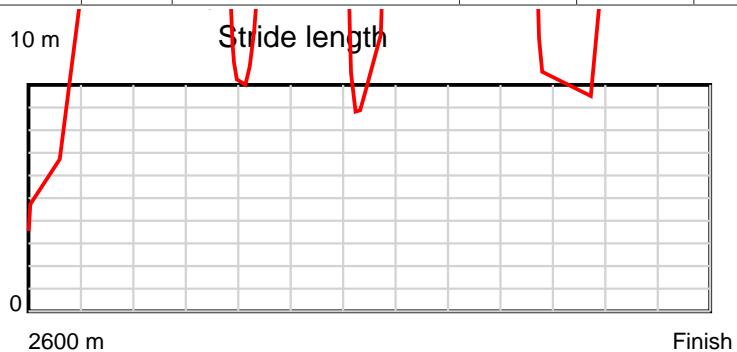
Disclaimer.

HRNZ and NZMTC and Thoroughbred Ratings Pty Ltd accepts no responsibility for the completeness or accuracy of any of the information contained herein, and makes no representations about its suitability for any particular purpose. Users should make their own judgements about those matters and/or seek independent advice. You assume all risks associated with use of the data provided on this page.

Race Results

April 06, 2025, Race 8, CHEVIOT BUSINESSES 'CHEVIOT CUP' (HANDICAP PACE), Distance 2600m, Addington - Survey 3200m

Result	TAB no.	Horse (Barrier)	2200m to	2000m to	1800m to	1600m to	1400m to	1200m to	1000m to	800m to	600m to	400m to	200m to	Total or	Margin
14th	7	Tanzania (11)	2000m	1800m	1600m	1400m	1200m	1000m	800m	600m	400m	200m	WP	Average	
		Position in running (margin)	8(9.6)	8(10.6)	8(9.2)	9(6.9)	10(8.9)	11(11.2)	11(10.8)	11(10.0)	11(9.0)	11(7.0)	12(8.4)		9.00
		Sectional time (s)	15.60	16.32	16.47	16.34	15.02	15.50	15.23	14.28	13.84	13.73	13.92		
		Cumulative time (s)	166.25	150.65	134.33	117.86	101.52	86.50	71.00	55.77	41.49	27.65	13.92	3:18.79	
		Speed (m/s)	12.82	12.25	12.14	12.24	13.32	12.90	13.13	14.01	14.45	14.57	14.37	13.08	
		Stride length (m)	9.03	10.78	13.92	13.72	12.89	30.98	46.75	12.02	19.53	44.38	26.61	16.63	
		Stride duration (s)	0.704	0.880	1.146	1.121	0.967	2.401	3.560	0.858	1.351	3.047	1.852	1.272	
		Stride efficiency (%)	127.43	181.56	302.82	294.11	259.47	1499.56	3415.90	225.68	595.76	3078.40	1106.56	432.30	
		Stride count	22.15	18.55	14.37	14.58	15.52	6.46	4.28	16.64	10.24	4.51	7.52	156.32	



Note: Horizontal distance axis grid lines are 200m furlongs.

Disclaimer.

HRNZ and NZMTC and Thoroughbred Ratings Pty Ltd accepts no responsibility for the completeness or accuracy of any of the information contained herein, and makes no representations about its suitability for any particular purpose. Users should make their own judgements about those matters and/or seek independent advice. You assume all risks associated with use of the data provided on this page.



Race Results



April 06, 2025, Race 8, CHEVIOT BUSINESSES 'CHEVIOT CUP' (HANDICAP PACE), Distance 2600m, Addington - Survey 3200m

Result	TAB no.	Horse (Barrier)	2600 to	2400m to
15th	6	Radha (7)	2400m	2200m
		Position in running (margin)	-	15(23.4)
		Sectional time (s)	19.98	14.06
		Cumulative time (s)	198.97	178.99
		Speed (m/s)	10.01	14.22
		Stride length (m)	5.31	6.69
		Stride duration (s)	0.473	0.470
		Stride efficiency (%)	44.04	69.94
		Stride count	37.67	29.89

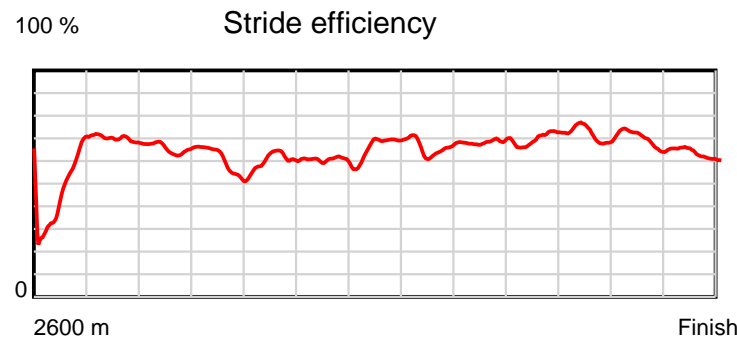
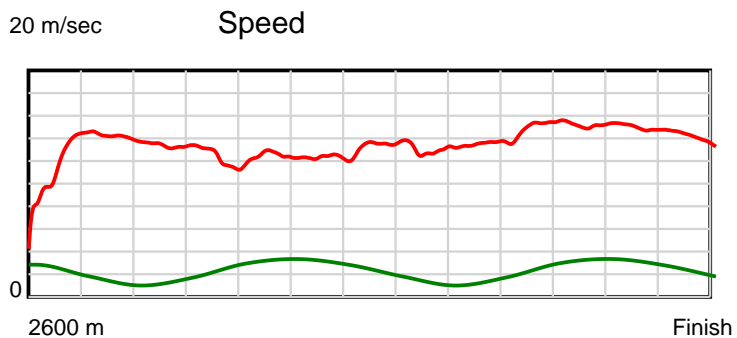
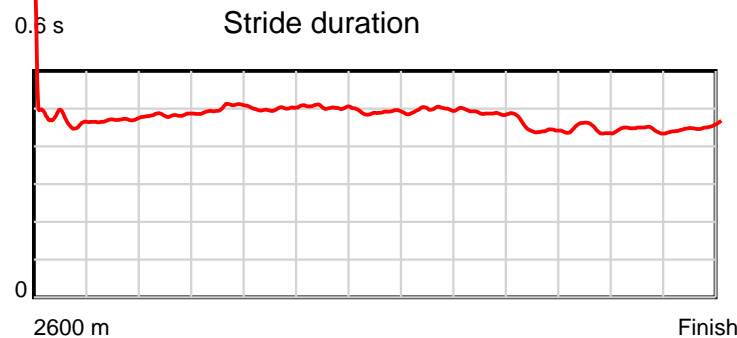
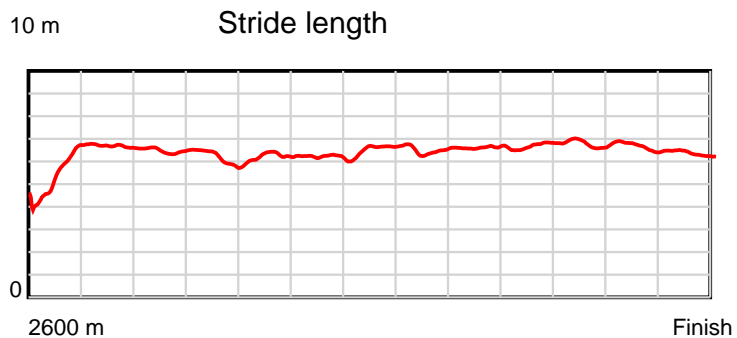
Disclaimer.

HRNZ and NZMTC and Thoroughbred Ratings Pty Ltd accepts no responsibility for the completeness or accuracy of any of the information contained herein, and makes no representations about its suitability for any particular purpose. Users should make their own judgements about those matters and/or seek independent advice. You assume all risks associated with use of the data provided on this page.

Race Results

April 06, 2025, Race 8, CHEVIOT BUSINESSES 'CHEVIOT CUP' (HANDICAP PACE), Distance 2600m, Addington - Survey 3200m

Result	TAB no.	Horse (Barrier)	2200m to	2000m to	1800m to	1600m to	1400m to	1200m to	1000m to	800m to	600m to	400m to	200m to	Total or	Margin
15th	6	Radha (7)	2000m	1800m	1600m	1400m	1200m	1000m	800m	600m	400m	200m	WP	Average	
		Position in running (margin)	14(17.7)	11(15.2)	12(13.9)	13(11.2)	14(13.3)	15(15.0)	15(15.1)	14(13.6)	9(7.3)	7(5.1)	9(6.9)		10.00
		Sectional time (s)	15.01	16.34	16.41	16.34	14.93	15.57	15.12	13.40	13.80	13.81	14.20		
		Cumulative time (s)	164.93	149.92	133.58	117.17	100.83	85.90	70.33	55.21	41.81	28.01	14.20	3:18.97	
		Speed (m/s)	13.32	12.24	12.19	12.24	13.40	12.85	13.23	14.93	14.49	14.48	14.08	13.07	
		Stride length (m)	6.43	6.13	6.09	6.17	6.57	6.40	6.47	6.68	6.46	6.44	6.37	6.30	
		Stride duration (s)	0.483	0.501	0.500	0.504	0.491	0.498	0.489	0.448	0.446	0.444	0.452	0.482	
		Stride efficiency (%)	64.68	58.78	57.96	59.47	67.55	63.93	65.49	69.76	65.27	64.75	63.41	62.10	
		Stride count	31.09	32.61	32.84	32.42	30.42	31.27	30.89	29.93	30.95	31.07	31.40	412.45	



Note: Horizontal distance axis grid lines are 200m furlongs.

Disclaimer.

HRNZ and NZMTC and Thoroughbred Ratings Pty Ltd accepts no responsibility for the completeness or accuracy of any of the information contained herein, and makes no representations about its suitability for any particular purpose. Users should make their own judgements about those matters and/or seek independent advice. You assume all risks associated with use of the data provided on this page.



Race Results



April 06, 2025, Race 8, CHEVIOT BUSINESSES 'CHEVIOT CUP' (HANDICAP PACE), Distance 2600m, Addington - Survey 3200m

Result	TAB no.	Horse (Barrier)	2600 to	2400m to
16th	10	Winnyzback (0)	2400m	2200m
		Position in running (margin)	-	13(18.4)
		Sectional time (s)	19.02	15.15
		Cumulative time (s)	199.40	180.38
		Speed (m/s)	10.51	13.20
		Stride length (m)	5.21	6.13
		Stride duration (s)	0.450	0.464
		Stride efficiency (%)	42.48	58.64
		Stride count	38.36	32.65

Disclaimer.

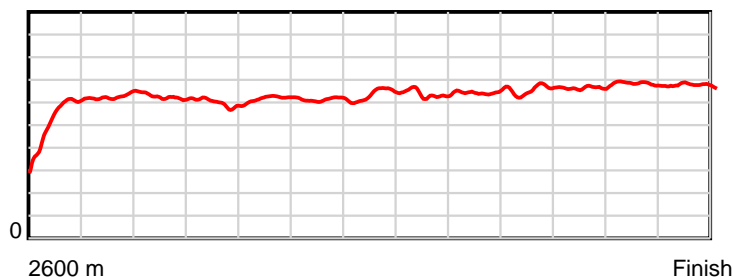
HRNZ and NZMTC and Thoroughbred Ratings Pty Ltd accepts no responsibility for the completeness or accuracy of any of the information contained herein, and makes no representations about its suitability for any particular purpose. Users should make their own judgements about those matters and/or seek independent advice. You assume all risks associated with use of the data provided on this page.

Race Results

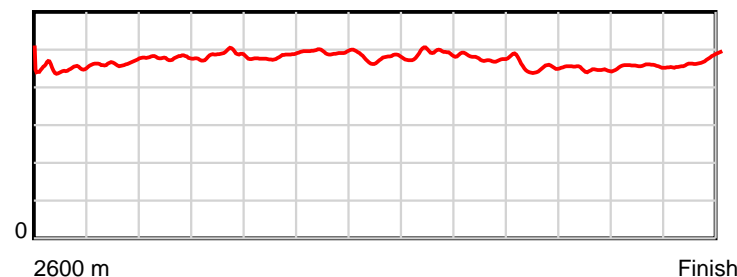
April 06, 2025, Race 8, CHEVIOT BUSINESSES 'CHEVIOT CUP' (HANDICAP PACE), Distance 2600m, Addington - Survey 3200m

Result	TAB no.	Horse (Barrier)	2200m to	2000m to	1800m to	1600m to	1400m to	1200m to	1000m to	800m to	600m to	400m to	200m to	Total or	Margin
16th	10	Winnyzback (0)	2000m	1800m	1600m	1400m	1200m	1000m	800m	600m	400m	200m	WP	Average	
		Position in running (margin)	15(19.3)	15(21.2)	16(19.5)	15(13.4)	16(15.0)	16(17.4)	16(17.4)	16(15.8)	15(11.6)	16(10.6)	16(10.9)		12.40
		Sectional time (s)	15.76	16.26	15.84	16.27	15.02	15.57	15.11	13.76	13.99	13.55	14.10		
		Cumulative time (s)	165.23	149.47	133.21	117.37	101.10	86.08	70.51	55.40	41.64	27.65	14.10	3:19.40	
		Speed (m/s)	12.69	12.30	12.63	12.29	13.32	12.85	13.24	14.53	14.30	14.76	14.18	13.04	
		Stride length (m)	6.07	5.98	6.08	6.08	6.36	6.30	6.33	6.58	6.41	6.73	6.72	6.20	
		Stride duration (s)	0.479	0.487	0.482	0.495	0.477	0.491	0.478	0.452	0.448	0.456	0.473	0.476	
		Stride efficiency (%)	57.67	55.95	57.75	57.76	63.20	62.08	62.54	67.56	64.18	70.75	70.53	60.15	
		Stride count	32.92	33.42	32.90	32.90	31.45	31.73	31.61	30.42	31.21	29.72	29.77	419.06	

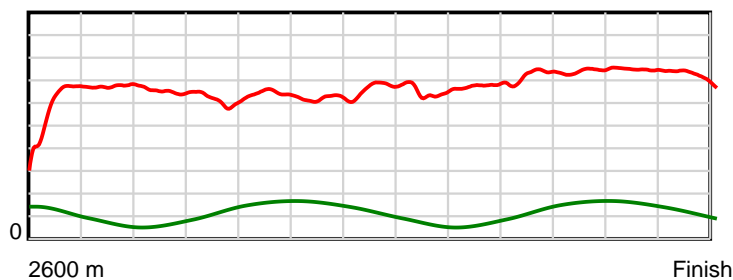
10 m Stride length



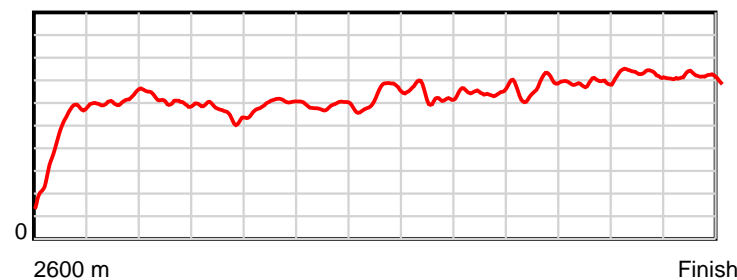
0.6 s Stride duration



20 m/sec Speed



100 % Stride efficiency



Note: Horizontal distance axis grid lines are 200m furlongs.

Disclaimer.

HRNZ and NZMTC and Thoroughbred Ratings Pty Ltd accepts no responsibility for the completeness or accuracy of any of the information contained herein, and makes no representations about its suitability for any particular purpose. Users should make their own judgements about those matters and/or seek independent advice. You assume all risks associated with use of the data provided on this page.