



## Race Results

Cheviot Harness Racing Club Inc, HRNZ, April 06, 2025

Compilation date: April 6, 2025, 4:48:17 PM (NZST)

Copyright © 2025 HRNZ and NZMTC. All rights reserved.

### Trademarks.

StrideMASTER is a registered trademark of Thoroughbred Ratings Pty Ltd.

### Disclaimer.

HRNZ and NZMTC and Thoroughbred Ratings Pty Ltd accepts no responsibility for the completeness or accuracy of any of the information contained herein, and makes no representations about its suitability for any particular purpose. Users should make their own judgements about those matters and/or seek independent advice. You assume all risks associated with use of the data provided on this page.



# Race Results



April 06, 2025, Race 9, ARTHUR BURKE LTD (AMBERLEY) MOBILE PACE, Distance 2600m, Addington - Survey 3200m

Result	TAB no.	Horse (Barrier)	2600 to	2400m to
1st	7	<b>Gatecrasher (7)</b>	<b>2400m</b>	<b>2200m</b>
		Position in running (margin)	-	2(1.3)
		Sectional time (s)	13.53	14.18
		Cumulative time (s)	196.60	183.07
		Speed (m/s)	14.78	14.10
		Stride length (m)	6.65	6.35
		Stride duration (s)	0.445	0.450
		Stride efficiency (%)	69.20	63.03
		Stride count	30.05	31.49

#### Disclaimer.

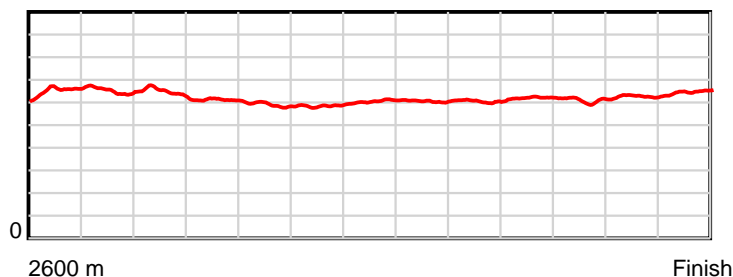
HRNZ and NZMTC and Thoroughbred Ratings Pty Ltd accepts no responsibility for the completeness or accuracy of any of the information contained herein, and makes no representations about its suitability for any particular purpose. Users should make their own judgements about those matters and/or seek independent advice. You assume all risks associated with use of the data provided on this page.

# Race Results

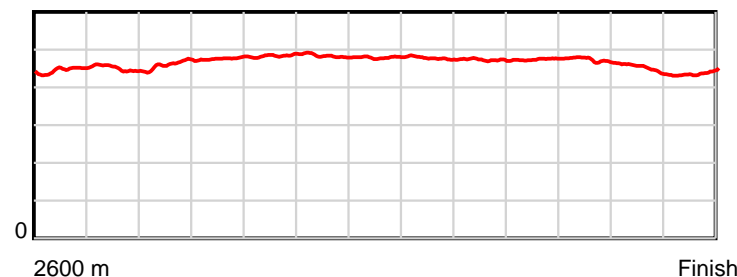
April 06, 2025, Race 9, ARTHUR BURKE LTD (AMBERLEY) MOBILE PACE, Distance 2600m, Addington - Survey 3200m

Result	TAB no.	Horse (Barrier)	2200m to	2000m to	1800m to	1600m to	1400m to	1200m to	1000m to	800m to	600m to	400m to	200m to	Total or	Margin
1st	7	<b>Gatecrasher (7)</b>	<b>2000m</b>	<b>1800m</b>	<b>1600m</b>	<b>1400m</b>	<b>1200m</b>	<b>1000m</b>	<b>800m</b>	<b>600m</b>	<b>400m</b>	<b>200m</b>	<b>WP</b>	<b>Average</b>	
		Position in running (margin)	2(0.4)	1(0.0)	1(0.0)	1(0.0)	1(0.0)	1(0.0)	1(0.0)	1(0.0)	1(0.0)	1(0.0)	1(0.0)		0.00
		Sectional time (s)	14.59	15.49	16.65	16.03	15.69	15.76	15.81	15.22	15.81	14.13	13.71		
		Cumulative time (s)	168.89	154.30	138.81	122.16	106.13	90.44	74.68	58.87	43.65	27.84	13.71	3:16.60	
		Speed (m/s)	13.71	12.91	12.01	12.48	12.75	12.69	12.65	13.14	12.65	14.15	14.59	13.22	
		Stride length (m)	6.33	6.15	5.81	6.03	6.10	6.06	5.98	6.23	5.98	6.37	6.39	6.18	
		Stride duration (s)	0.462	0.477	0.484	0.483	0.479	0.477	0.473	0.474	0.473	0.450	0.438	0.467	
		Stride efficiency (%)	62.54	59.18	52.80	56.83	58.24	57.38	55.95	60.70	55.81	63.42	63.84	59.70	
		Stride count	31.61	32.50	34.41	33.16	32.76	33.01	33.42	32.09	33.47	31.39	31.29	420.65	

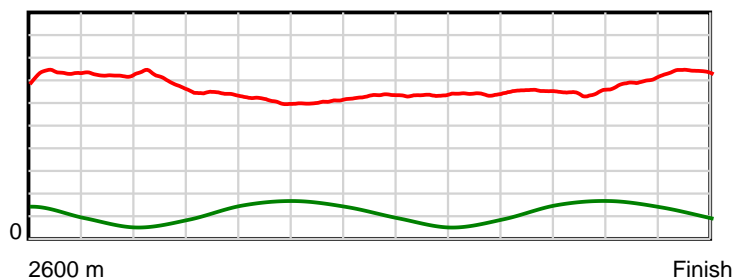
10 m Stride length



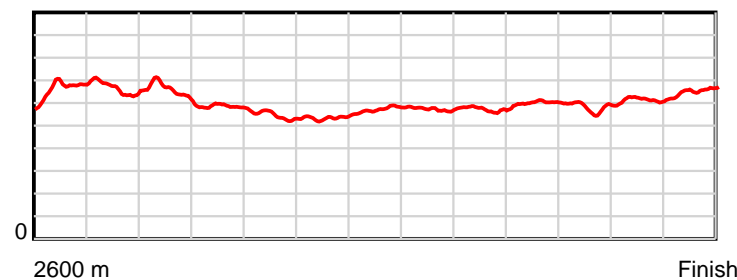
0.6 s Stride duration



20 m/sec Speed



100 % Stride efficiency



Note: Horizontal distance axis grid lines are 200m furlongs.

**Disclaimer.**

HRNZ and NZMTC and Thoroughbred Ratings Pty Ltd accepts no responsibility for the completeness or accuracy of any of the information contained herein, and makes no representations about its suitability for any particular purpose. Users should make their own judgements about those matters and/or seek independent advice. You assume all risks associated with use of the data provided on this page.



# Race Results



April 06, 2025, Race 9, ARTHUR BURKE LTD (AMBERLEY) MOBILE PACE, Distance 2600m, Addington - Survey 3200m

Result	TAB no.	Horse (Barrier)	2600 to	2400m to
2nd	4	Hes Santas Exc... (4)	2400m	2200m
		Position in running (margin)	-	1(0.0)
		Sectional time (s)	13.77	14.34
		Cumulative time (s)	197.48	183.71
		Speed (m/s)	14.52	13.95
		Stride length (m)	6.90	6.59
		Stride duration (s)	0.454	0.473
		Stride efficiency (%)	74.31	67.87
		Stride count	29.00	30.35

#### Disclaimer.

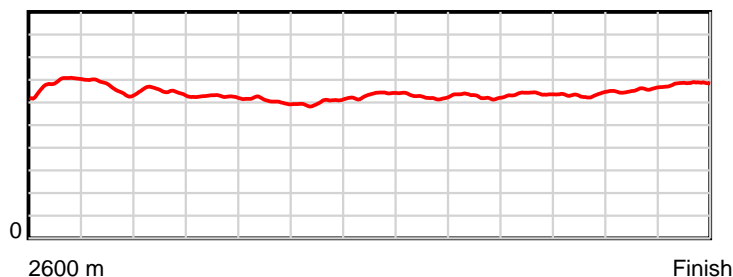
HRNZ and NZMTC and Thoroughbred Ratings Pty Ltd accepts no responsibility for the completeness or accuracy of any of the information contained herein, and makes no representations about its suitability for any particular purpose. Users should make their own judgements about those matters and/or seek independent advice. You assume all risks associated with use of the data provided on this page.

# Race Results

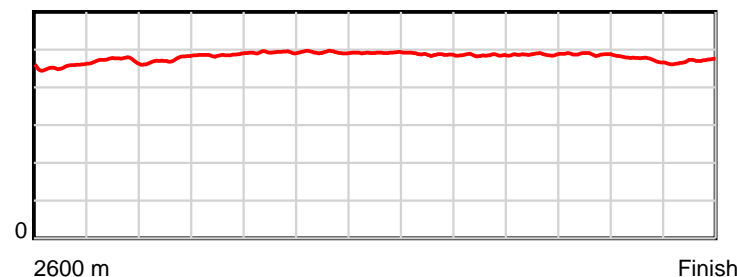
April 06, 2025, Race 9, ARTHUR BURKE LTD (AMBERLEY) MOBILE PACE, Distance 2600m, Addington - Survey 3200m

Result	TAB no.	Horse (Barrier)	2200m to	2000m to	1800m to	1600m to	1400m to	1200m to	1000m to	800m to	600m to	400m to	200m to	Total or	Margin
2nd	4	Hes Santas Exc... (4)	2000m	1800m	1600m	1400m	1200m	1000m	800m	600m	400m	200m	WP	Average	
		Position in running (margin)	1(0.0)	2(1.9)	2(1.7)	3(1.2)	3(1.7)	2(1.8)	3(1.7)	3(2.2)	3(2.2)	3(1.3)	2(1.6)		4.90
		Sectional time (s)	14.96	15.47	16.55	16.11	15.72	15.74	15.89	15.22	15.66	14.18	13.87		
		Cumulative time (s)	169.37	154.41	138.94	122.39	106.28	90.56	74.82	58.93	43.71	28.05	13.87	3:17.48	
		Speed (m/s)	13.37	12.93	12.08	12.41	12.72	12.71	12.59	13.14	12.77	14.10	14.42	13.17	
		Stride length (m)	6.33	6.29	5.96	6.12	6.26	6.19	6.10	6.40	6.23	6.69	6.78	6.36	
		Stride duration (s)	0.474	0.486	0.493	0.493	0.492	0.487	0.485	0.487	0.488	0.475	0.470	0.483	
		Stride efficiency (%)	62.61	61.79	55.42	58.51	61.17	59.92	58.24	64.04	60.59	70.01	71.76	63.21	
		Stride count	31.60	31.81	33.58	32.68	31.97	32.30	32.76	31.24	32.12	29.88	29.51	408.80	

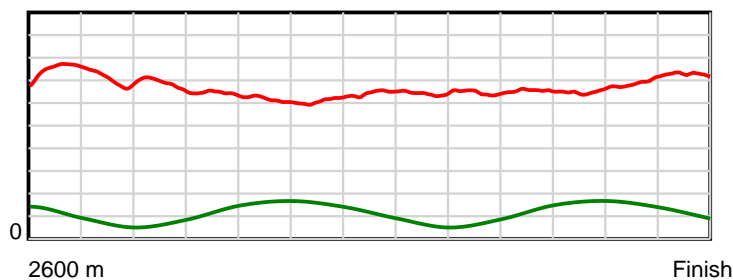
10 m Stride length



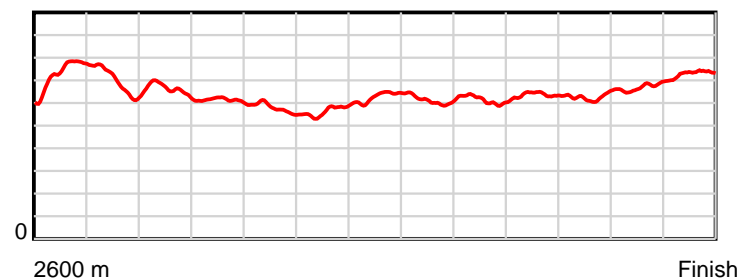
0.6 s Stride duration



20 m/sec Speed



100 % Stride efficiency



Note: Horizontal distance axis grid lines are 200m furlongs.

## Disclaimer.

HRNZ and NZMTC and Thoroughbred Ratings Pty Ltd accepts no responsibility for the completeness or accuracy of any of the information contained herein, and makes no representations about its suitability for any particular purpose. Users should make their own judgements about those matters and/or seek independent advice. You assume all risks associated with use of the data provided on this page.



# Race Results



April 06, 2025, Race 9, ARTHUR BURKE LTD (AMBERLEY) MOBILE PACE, Distance 2600m, Addington - Survey 3200m

Result	TAB no.	Horse (Barrier)	2600 to	2400m to
3rd	11	<b>Franco Elvis (11)</b>	<b>2400m</b>	<b>2200m</b>
		Position in running (margin)	-	8(5.9)
		Sectional time (s)	14.65	14.61
		Cumulative time (s)	197.76	183.11
		Speed (m/s)	13.65	13.69
		Stride length (m)	6.44	6.27
		Stride duration (s)	0.445	0.458
		Stride efficiency (%)	64.84	61.50
		Stride count	31.05	31.88

#### Disclaimer.

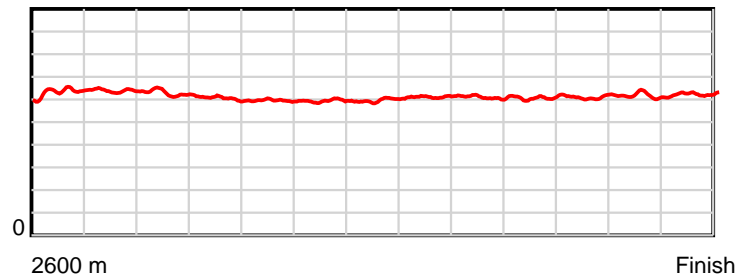
HRNZ and NZMTC and Thoroughbred Ratings Pty Ltd accepts no responsibility for the completeness or accuracy of any of the information contained herein, and makes no representations about its suitability for any particular purpose. Users should make their own judgements about those matters and/or seek independent advice. You assume all risks associated with use of the data provided on this page.

# Race Results

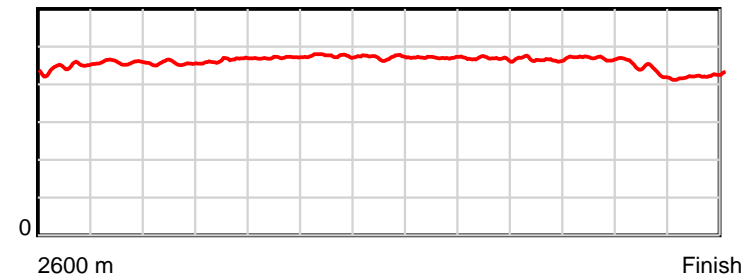
April 06, 2025, Race 9, ARTHUR BURKE LTD (AMBERLEY) MOBILE PACE, Distance 2600m, Addington - Survey 3200m

Result	TAB no.	Horse (Barrier)	2200m to	2000m to	1800m to	1600m to	1400m to	1200m to	1000m to	800m to	600m to	400m to	200m to	Total or	Margin
3rd	11	<b>Franco Elvis (11)</b>	<b>2000m</b>	<b>1800m</b>	<b>1600m</b>	<b>1400m</b>	<b>1200m</b>	<b>1000m</b>	<b>800m</b>	<b>600m</b>	<b>400m</b>	<b>200m</b>	<b>WP</b>	<b>Average</b>	
		Position in running (margin)	7(7.5)	7(9.4)	7(8.4)	7(4.8)	6(5.0)	6(5.6)	6(4.7)	6(5.0)	6(5.6)	6(4.4)	6(5.9)		6.40
		Sectional time (s)	14.97	15.32	16.05	16.06	15.80	15.60	15.86	15.31	15.62	14.38	13.53		
		Cumulative time (s)	168.50	153.53	138.21	122.16	106.10	90.30	74.70	58.84	43.53	27.91	13.53	3:17.76	
		Speed (m/s)	13.36	13.05	12.46	12.45	12.66	12.82	12.61	13.06	12.80	13.91	14.78	13.15	
		Stride length (m)	6.09	6.06	5.86	5.92	5.97	6.04	5.90	6.09	6.01	6.06	6.25	6.07	
		Stride duration (s)	0.456	0.464	0.471	0.476	0.471	0.471	0.468	0.466	0.469	0.436	0.423	0.462	
		Stride efficiency (%)	57.98	57.30	53.75	54.80	55.62	57.01	54.42	57.90	56.44	57.33	61.14	57.58	
		Stride count	32.83	33.03	34.10	33.77	33.52	33.11	33.89	32.86	33.28	33.02	31.97	428.31	

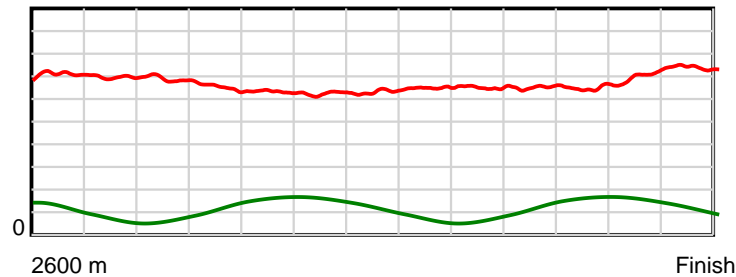
10 m Stride length



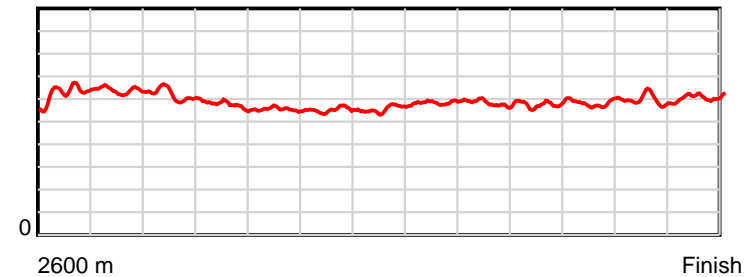
0.6 s Stride duration



20 m/sec Speed



100 % Stride efficiency



Note: Horizontal distance axis grid lines are 200m furlongs.

## Disclaimer.

HRNZ and NZMTC and Thoroughbred Ratings Pty Ltd accepts no responsibility for the completeness or accuracy of any of the information contained herein, and makes no representations about its suitability for any particular purpose. Users should make their own judgements about those matters and/or seek independent advice. You assume all risks associated with use of the data provided on this page.



# Race Results



April 06, 2025, Race 9, ARTHUR BURKE LTD (AMBERLEY) MOBILE PACE, Distance 2600m, Addington - Survey 3200m

Result	TAB no.	Horse (Barrier)	2600 to	2400m to
4th	1	Spiritual Blis... (1)	2400m	2200m
		Position in running (margin)	-	3(1.4)
		Sectional time (s)	13.83	14.44
		Cumulative time (s)	197.86	184.03
		Speed (m/s)	14.46	13.85
		Stride length (m)	7.51	6.58
		Stride duration (s)	0.501	0.475
		Stride efficiency (%)	88.17	67.63
		Stride count	26.63	30.40

#### Disclaimer.

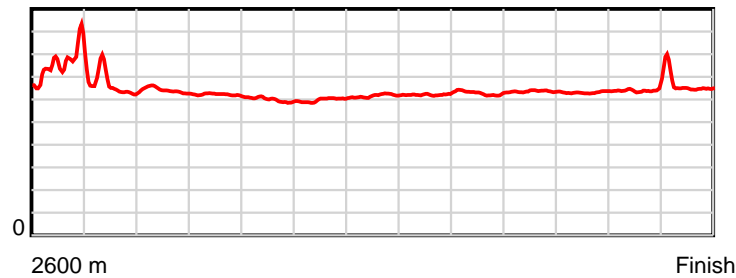
HRNZ and NZMTC and Thoroughbred Ratings Pty Ltd accepts no responsibility for the completeness or accuracy of any of the information contained herein, and makes no representations about its suitability for any particular purpose. Users should make their own judgements about those matters and/or seek independent advice. You assume all risks associated with use of the data provided on this page.

# Race Results

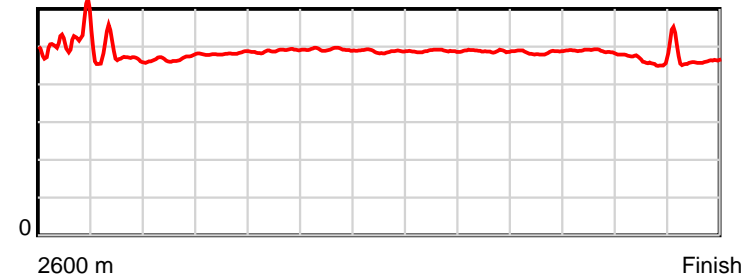
April 06, 2025, Race 9, ARTHUR BURKE LTD (AMBERLEY) MOBILE PACE, Distance 2600m, Addington - Survey 3200m

Result	TAB no.	Horse (Barrier)	2200m to	2000m to	1800m to	1600m to	1400m to	1200m to	1000m to	800m to	600m to	400m to	200m to	Total or	Margin
4th	1	Spiritual Blis... (1)	2000m	1800m	1600m	1400m	1200m	1000m	800m	600m	400m	200m	WP	Average	
		Position in running (margin)	3(1.9)	3(3.4)	3(3.3)	4(2.5)	5(3.4)	4(3.7)	4(3.3)	5(3.8)	5(4.0)	4(2.4)	3(2.8)		7.00
		Sectional time (s)	14.90	15.47	16.51	16.19	15.74	15.69	15.89	15.24	15.56	14.19	14.21		
		Cumulative time (s)	169.59	154.69	139.22	122.71	106.52	90.78	75.09	59.20	43.96	28.40	14.21	3:17.86	
		Speed (m/s)	13.42	12.93	12.11	12.35	12.71	12.75	12.59	13.12	12.85	14.09	14.07	13.14	
		Stride length (m)	6.29	6.23	5.93	6.08	6.20	6.22	6.14	6.36	6.27	6.66	6.48	6.36	
		Stride duration (s)	0.469	0.482	0.489	0.492	0.488	0.488	0.488	0.485	0.488	0.473	0.461	0.484	
		Stride efficiency (%)	61.85	60.57	54.88	57.83	60.04	60.38	58.97	63.18	61.39	69.29	65.69	63.21	
		Stride count	31.79	32.12	33.75	32.88	32.27	32.17	32.56	31.45	31.91	30.03	30.85	408.81	

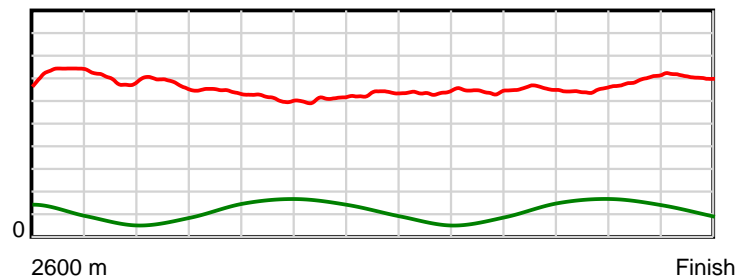
10 m Stride length



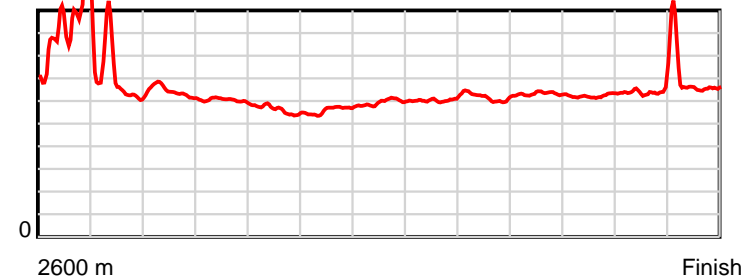
0.6 s Stride duration



20 m/sec Speed



100 % Stride efficiency



Note: Horizontal distance axis grid lines are 200m furlongs.

## Disclaimer.

HRNZ and NZMTC and Thoroughbred Ratings Pty Ltd accepts no responsibility for the completeness or accuracy of any of the information contained herein, and makes no representations about its suitability for any particular purpose. Users should make their own judgements about those matters and/or seek independent advice. You assume all risks associated with use of the data provided on this page.



# Race Results



April 06, 2025, Race 9, ARTHUR BURKE LTD (AMBERLEY) MOBILE PACE, Distance 2600m, Addington - Survey 3200m

Result	TAB no.	Horse (Barrier)	2600 to	2400m to
5th	13	<b>Topaz (13)</b>	<b>2400m</b>	<b>2200m</b>
		Position in running (margin)	-	13(9.8)
		Sectional time (s)	15.36	14.83
		Cumulative time (s)	197.89	182.53
		Speed (m/s)	13.02	13.49
		Stride length (m)	5.89	5.76
		Stride duration (s)	0.426	0.427
		Stride efficiency (%)	54.28	51.93
		Stride count	33.94	34.69

## Disclaimer.

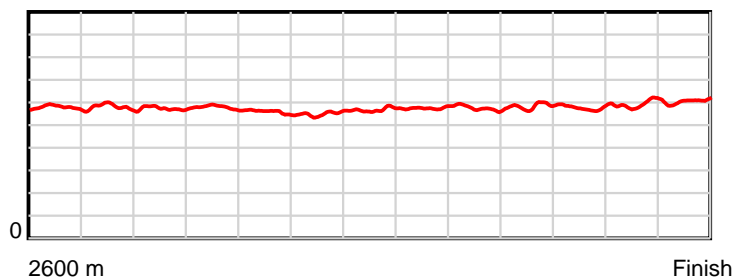
HRNZ and NZMTC and Thoroughbred Ratings Pty Ltd accepts no responsibility for the completeness or accuracy of any of the information contained herein, and makes no representations about its suitability for any particular purpose. Users should make their own judgements about those matters and/or seek independent advice. You assume all risks associated with use of the data provided on this page.

# Race Results

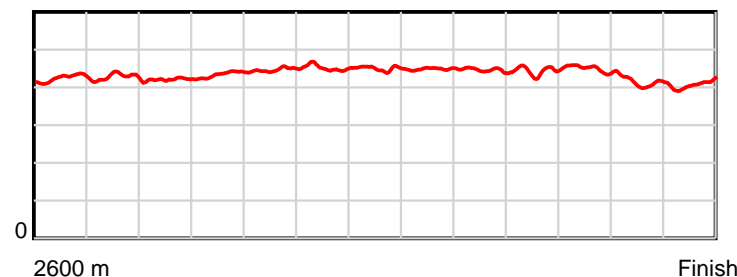
April 06, 2025, Race 9, ARTHUR BURKE LTD (AMBERLEY) MOBILE PACE, Distance 2600m, Addington - Survey 3200m

Result	TAB no.	Horse (Barrier)	2200m to	2000m to	1800m to	1600m to	1400m to	1200m to	1000m to	800m to	600m to	400m to	200m to	Total or	Margin
5th	13	<b>Topaz (13)</b>	<b>2000m</b>	<b>1800m</b>	<b>1600m</b>	<b>1400m</b>	<b>1200m</b>	<b>1000m</b>	<b>800m</b>	<b>600m</b>	<b>400m</b>	<b>200m</b>	<b>WP</b>	<b>Average</b>	
		Position in running (margin)	11(12.7)	11(13.5)	10(11.1)	10(7.4)	11(9.3)	11(10.3)	11(9.5)	11(9.0)	10(9.0)	10(7.4)	8(6.8)		7.20
		Sectional time (s)	14.78	15.08	16.04	16.34	15.86	15.61	15.73	15.22	15.54	14.03	13.47		
		Cumulative time (s)	167.70	152.92	137.84	121.80	105.46	89.60	73.99	58.26	43.04	27.50	13.47	3:17.89	
		Speed (m/s)	13.53	13.26	12.47	12.24	12.61	12.81	12.71	13.14	12.87	14.26	14.85	13.14	
		Stride length (m)	5.69	5.75	5.57	5.53	5.68	5.75	5.67	5.84	5.79	5.91	6.06	5.76	
		Stride duration (s)	0.420	0.434	0.446	0.452	0.450	0.449	0.446	0.444	0.450	0.414	0.408	0.438	
		Stride efficiency (%)	50.57	51.73	48.40	47.77	50.37	51.60	50.19	53.27	52.35	54.50	57.30	51.78	
		Stride count	35.16	34.76	35.94	36.17	35.23	34.80	35.29	34.25	34.55	33.87	33.03	451.68	

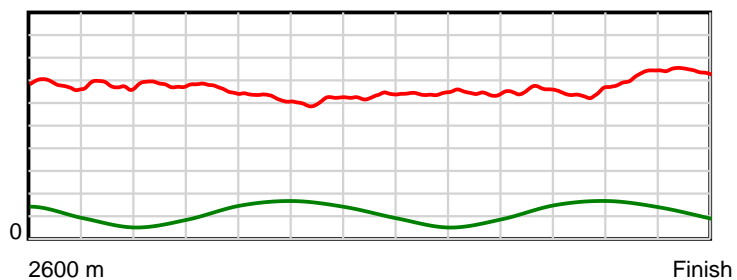
10 m Stride length



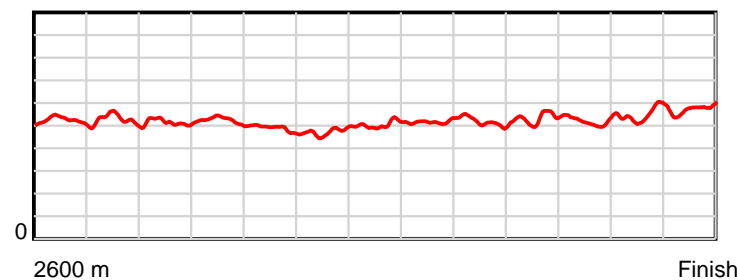
0.6 s Stride duration



20 m/sec Speed



100 % Stride efficiency



Note: Horizontal distance axis grid lines are 200m furlongs.

**Disclaimer.**

HRNZ and NZMTC and Thoroughbred Ratings Pty Ltd accepts no responsibility for the completeness or accuracy of any of the information contained herein, and makes no representations about its suitability for any particular purpose. Users should make their own judgements about those matters and/or seek independent advice. You assume all risks associated with use of the data provided on this page.



# Race Results



April 06, 2025, Race 9, ARTHUR BURKE LTD (AMBERLEY) MOBILE PACE, Distance 2600m, Addington - Survey 3200m

Result	TAB no.	Horse (Barrier)	2600 to	2400m to
6th	8	<b>Melody Banner (8)</b>	<b>2400m</b>	<b>2200m</b>
		Position in running (margin)	-	7(5.6)
		Sectional time (s)	14.32	15.10
		Cumulative time (s)	198.07	183.75
		Speed (m/s)	13.97	13.25
		Stride length (m)	6.48	6.11
		Stride duration (s)	0.451	0.461
		Stride efficiency (%)	65.58	58.28
		Stride count	30.87	32.75

#### Disclaimer.

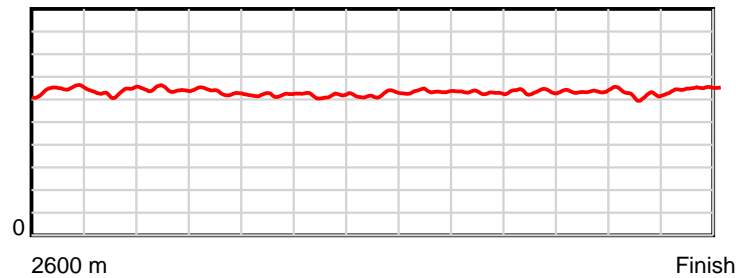
HRNZ and NZMTC and Thoroughbred Ratings Pty Ltd accepts no responsibility for the completeness or accuracy of any of the information contained herein, and makes no representations about its suitability for any particular purpose. Users should make their own judgements about those matters and/or seek independent advice. You assume all risks associated with use of the data provided on this page.

# Race Results

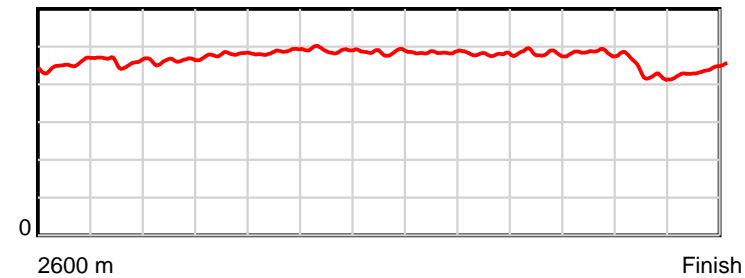
April 06, 2025, Race 9, ARTHUR BURKE LTD (AMBERLEY) MOBILE PACE, Distance 2600m, Addington - Survey 3200m

Result	TAB no.	Horse (Barrier)	2200m to	2000m to	1800m to	1600m to	1400m to	1200m to	1000m to	800m to	600m to	400m to	200m to	Total or	Margin
6th	8	Melody Banner (8)	2000m	1800m	1600m	1400m	1200m	1000m	800m	600m	400m	200m	WP	Average	
		Position in running (margin)	9(10.2)	9(10.8)	8(9.5)	9(6.7)	9(7.7)	9(8.4)	8(7.2)	8(6.1)	8(6.8)	8(5.9)	12(8.4)		8.20
		Sectional time (s)	14.75	15.27	16.19	16.19	15.82	15.56	15.63	15.33	15.67	14.54	13.70		
		Cumulative time (s)	168.65	153.90	138.63	122.44	106.25	90.43	74.87	59.24	43.91	28.24	13.70	3:18.07	
		Speed (m/s)	13.56	13.10	12.35	12.35	12.64	12.85	12.80	13.05	12.76	13.76	14.60	13.13	
		Stride length (m)	6.27	6.28	6.01	6.07	6.14	6.23	6.14	6.29	6.19	5.91	6.44	6.19	
		Stride duration (s)	0.463	0.480	0.486	0.491	0.486	0.484	0.480	0.482	0.485	0.430	0.441	0.472	
		Stride efficiency (%)	61.45	61.72	56.46	57.50	58.94	60.60	58.84	61.90	59.91	54.64	64.89	59.94	
		Stride count	31.89	31.82	33.27	32.97	32.57	32.12	32.59	31.78	32.30	33.82	31.04	419.79	

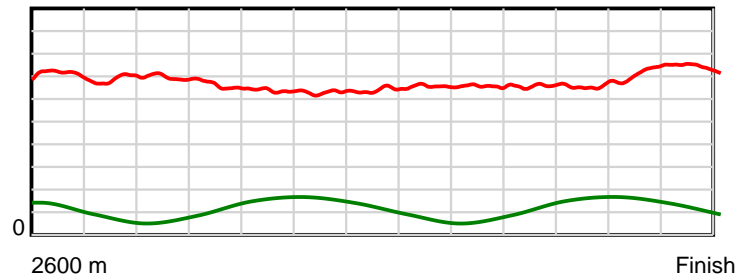
10 m Stride length



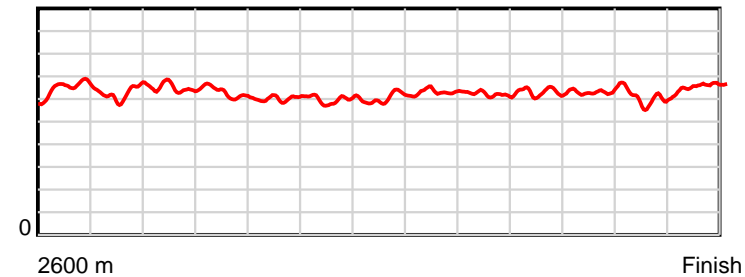
0.6 s Stride duration



20 m/sec Speed



100 % Stride efficiency



Note: Horizontal distance axis grid lines are 200m furlongs.

**Disclaimer.**

HRNZ and NZMTC and Thoroughbred Ratings Pty Ltd accepts no responsibility for the completeness or accuracy of any of the information contained herein, and makes no representations about its suitability for any particular purpose. Users should make their own judgements about those matters and/or seek independent advice. You assume all risks associated with use of the data provided on this page.



# Race Results



April 06, 2025, Race 9, ARTHUR BURKE LTD (AMBERLEY) MOBILE PACE, Distance 2600m, Addington - Survey 3200m

Result	TAB no.	Horse (Barrier)	2600 to	2400m to
7th	5	<b>Logan Rock (5)</b>	<b>2400m</b>	<b>2200m</b>
		Position in running (margin)	-	10(7.5)
		Sectional time (s)	14.94	15.04
		Cumulative time (s)	198.13	183.19
		Speed (m/s)	13.39	13.30
		Stride length (m)	6.35	6.07
		Stride duration (s)	0.457	0.457
		Stride efficiency (%)	63.07	57.60
		Stride count	31.48	32.94

#### Disclaimer.

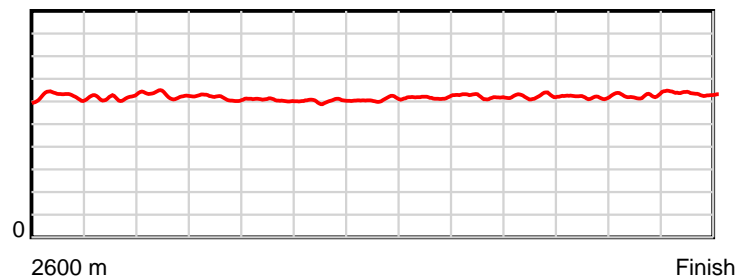
HRNZ and NZMTC and Thoroughbred Ratings Pty Ltd accepts no responsibility for the completeness or accuracy of any of the information contained herein, and makes no representations about its suitability for any particular purpose. Users should make their own judgements about those matters and/or seek independent advice. You assume all risks associated with use of the data provided on this page.

# Race Results

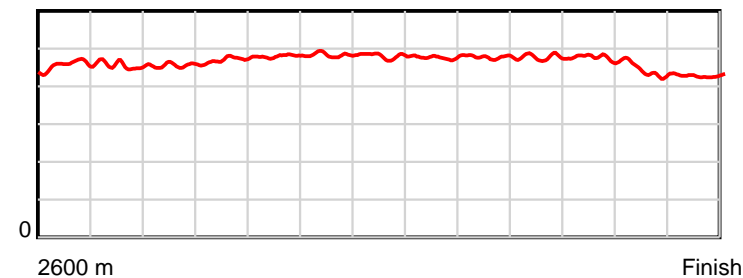
April 06, 2025, Race 9, ARTHUR BURKE LTD (AMBERLEY) MOBILE PACE, Distance 2600m, Addington - Survey 3200m

Result	TAB no.	Horse (Barrier)	2200m to	2000m to	1800m to	1600m to	1400m to	1200m to	1000m to	800m to	600m to	400m to	200m to	Total or	Margin
7th	5	<b>Logan Rock (5)</b>	<b>2000m</b>	<b>1800m</b>	<b>1600m</b>	<b>1400m</b>	<b>1200m</b>	<b>1000m</b>	<b>800m</b>	<b>600m</b>	<b>400m</b>	<b>200m</b>	<b>WP</b>	<b>Average</b>	
		Position in running (margin)	10(11.7)	10(13.2)	11(12.1)	11(8.8)	10(8.8)	10(9.3)	10(8.6)	10(8.7)	11(9.2)	11(7.7)	11(8.3)		8.50
		Sectional time (s)	14.91	15.30	16.10	16.02	15.79	15.63	15.84	15.29	15.58	14.23	13.46		
		Cumulative time (s)	168.15	153.24	137.94	121.84	105.82	90.03	74.40	58.56	43.27	27.69	13.46	3:18.13	
		Speed (m/s)	13.41	13.07	12.42	12.48	12.67	12.80	12.63	13.08	12.84	14.05	14.86	13.12	
		Stride length (m)	6.11	6.16	5.96	6.03	6.09	6.10	6.02	6.25	6.11	6.17	6.36	6.14	
		Stride duration (s)	0.456	0.471	0.480	0.483	0.481	0.477	0.477	0.478	0.476	0.439	0.428	0.468	
		Stride efficiency (%)	58.38	59.25	55.51	56.87	57.93	58.23	56.57	60.99	58.40	59.50	63.24	58.83	
		Stride count	32.72	32.48	33.56	33.15	32.85	32.76	33.24	32.01	32.71	32.41	31.44	423.75	

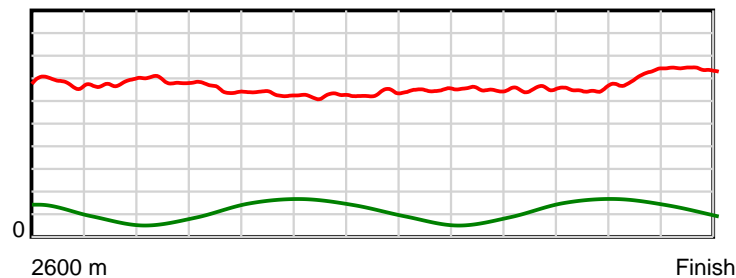
10 m Stride length



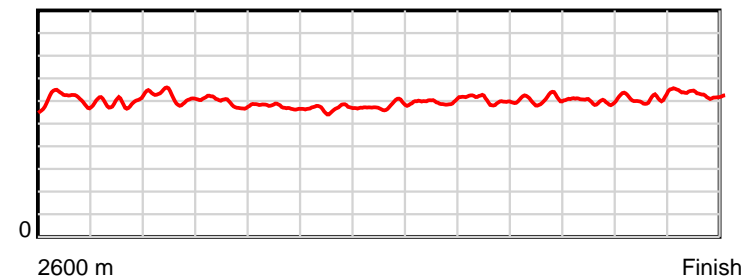
0.6 s Stride duration



20 m/sec Speed



100 % Stride efficiency



Note: Horizontal distance axis grid lines are 200m furlongs.

### Disclaimer.

HRNZ and NZMTC and Thoroughbred Ratings Pty Ltd accepts no responsibility for the completeness or accuracy of any of the information contained herein, and makes no representations about its suitability for any particular purpose. Users should make their own judgements about those matters and/or seek independent advice. You assume all risks associated with use of the data provided on this page.



# Race Results



April 06, 2025, Race 9, ARTHUR BURKE LTD (AMBERLEY) MOBILE PACE, Distance 2600m, Addington - Survey 3200m

Result	TAB no.	Horse (Barrier)	2600 to	2400m to
8th	2	<b>Touch N Go (2)</b>	<b>2400m</b>	<b>2200m</b>
		Position in running (margin)	-	5(4.2)
		Sectional time (s)	14.30	14.57
		Cumulative time (s)	198.19	183.89
		Speed (m/s)	13.99	13.73
		Stride length (m)	6.11	6.03
		Stride duration (s)	0.423	0.440
		Stride efficiency (%)	58.26	56.86
		Stride count	32.75	33.16

## Disclaimer.

HRNZ and NZMTC and Thoroughbred Ratings Pty Ltd accepts no responsibility for the completeness or accuracy of any of the information contained herein, and makes no representations about its suitability for any particular purpose. Users should make their own judgements about those matters and/or seek independent advice. You assume all risks associated with use of the data provided on this page.



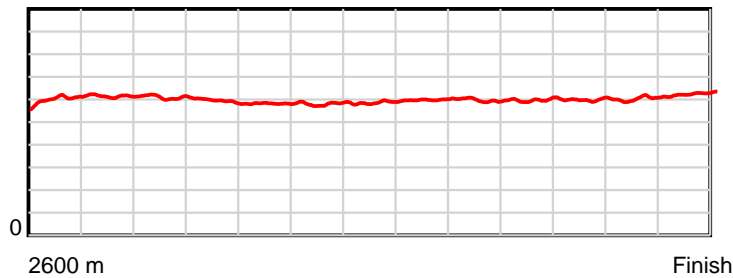
# Race Results



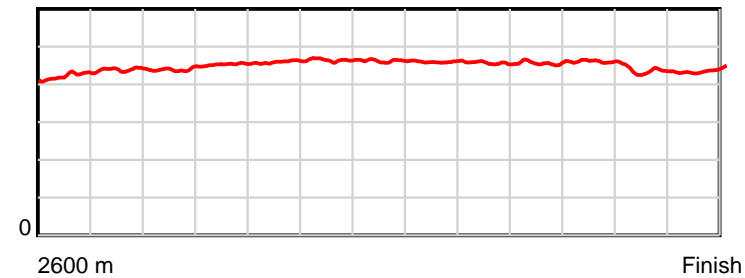
April 06, 2025, Race 9, ARTHUR BURKE LTD (AMBERLEY) MOBILE PACE, Distance 2600m, Addington - Survey 3200m

Result	TAB no.	Horse (Barrier)	2200m to	2000m to	1800m to	1600m to	1400m to	1200m to	1000m to	800m to	600m to	400m to	200m to	Total or	Margin
8th	2	<b>Touch N Go (2)</b>	<b>2000m</b>	<b>1800m</b>	<b>1600m</b>	<b>1400m</b>	<b>1200m</b>	<b>1000m</b>	<b>800m</b>	<b>600m</b>	<b>400m</b>	<b>200m</b>	<b>WP</b>	<b>Average</b>	
		Position in running (margin)	6(5.6)	6(7.3)	6(6.1)	5(2.8)	4(3.3)	5(4.1)	5(3.3)	4(2.7)	4(3.2)	5(2.6)	5(5.6)		8.90
		Sectional time (s)	14.94	15.28	16.10	16.10	15.83	15.64	15.71	15.30	15.71	14.63	14.08		
		Cumulative time (s)	169.32	154.38	139.10	123.00	106.90	91.07	75.43	59.72	44.42	28.71	14.08	3:18.19	
		Speed (m/s)	13.39	13.09	12.42	12.42	12.63	12.79	12.73	13.07	12.73	13.67	14.20	13.12	
		Stride length (m)	5.88	5.93	5.70	5.77	5.84	5.88	5.81	5.98	5.85	5.94	6.20	5.91	
		Stride duration (s)	0.439	0.453	0.459	0.465	0.462	0.460	0.456	0.457	0.460	0.434	0.436	0.451	
		Stride efficiency (%)	54.11	54.90	50.85	52.04	53.33	54.02	52.70	55.83	53.55	55.12	60.05	54.67	
		Stride count	33.99	33.74	35.06	34.66	34.23	34.01	34.44	33.46	34.16	33.67	32.26	439.59	

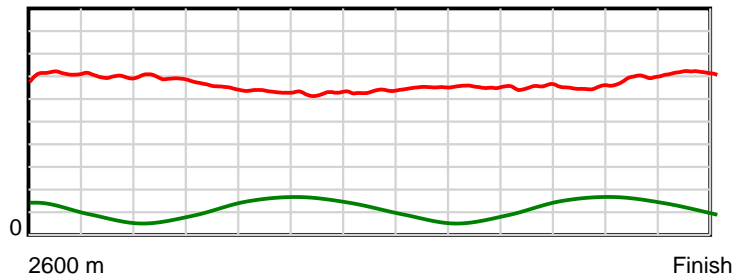
10 m Stride length



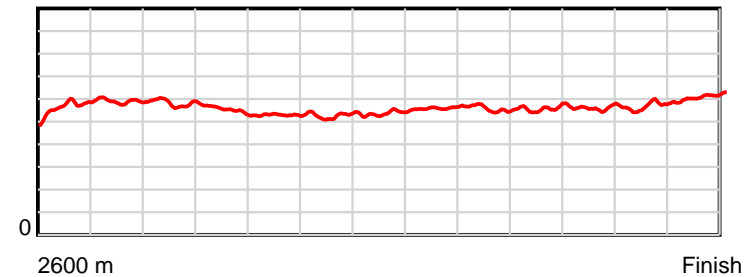
0.6 s Stride duration



20 m/sec Speed



100 % Stride efficiency



Note: Horizontal distance axis grid lines are 200m furlongs.

## Disclaimer.

HRNZ and NZMTC and Thoroughbred Ratings Pty Ltd accepts no responsibility for the completeness or accuracy of any of the information contained herein, and makes no representations about its suitability for any particular purpose. Users should make their own judgements about those matters and/or seek independent advice. You assume all risks associated with use of the data provided on this page.



# Race Results



April 06, 2025, Race 9, ARTHUR BURKE LTD (AMBERLEY) MOBILE PACE, Distance 2600m, Addington - Survey 3200m

Result	TAB no.	Horse (Barrier)	2600 to	2400m to
9th	14	<b>Radioactive Ja... (0)</b>	<b>2400m</b>	<b>2200m</b>
		Position in running (margin)	-	14(10.8)
		Sectional time (s)	15.42	15.22
		Cumulative time (s)	198.42	183.00
		Speed (m/s)	12.97	13.14
		Stride length (m)	5.90	5.69
		Stride duration (s)	0.431	0.433
		Stride efficiency (%)	54.38	50.53
		Stride count	33.90	35.17

#### Disclaimer.

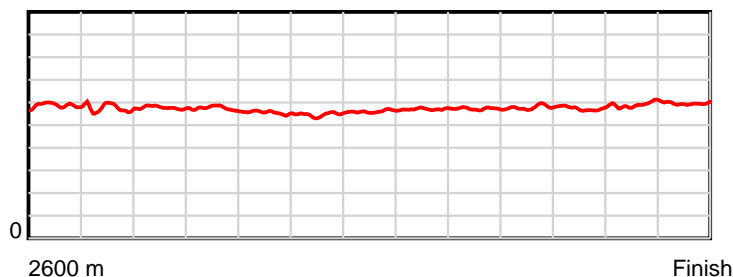
HRNZ and NZMTC and Thoroughbred Ratings Pty Ltd accepts no responsibility for the completeness or accuracy of any of the information contained herein, and makes no representations about its suitability for any particular purpose. Users should make their own judgements about those matters and/or seek independent advice. You assume all risks associated with use of the data provided on this page.

# Race Results

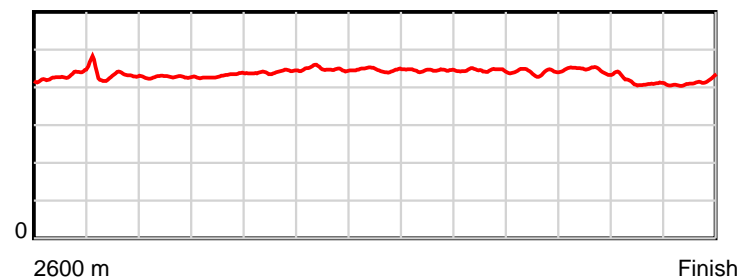
April 06, 2025, Race 9, ARTHUR BURKE LTD (AMBERLEY) MOBILE PACE, Distance 2600m, Addington - Survey 3200m

Result	TAB no.	Horse (Barrier)	2200m to	2000m to	1800m to	1600m to	1400m to	1200m to	1000m to	800m to	600m to	400m to	200m to	Total or	Margin
9th	14	Radioactive Ja... (0)	2000m	1800m	1600m	1400m	1200m	1000m	800m	600m	400m	200m	WP	Average	
		Position in running (margin)	13(16.1)	14(18.2)	13(15.7)	13(11.6)	13(11.6)	13(12.7)	13(11.9)	13(11.7)	13(11.8)	13(11.3)	10(7.8)		10.10
		Sectional time (s)	15.01	15.07	15.97	16.03	15.88	15.62	15.78	15.23	15.73	13.56	13.90		
		Cumulative time (s)	167.78	152.77	137.70	121.73	105.70	89.82	74.20	58.42	43.19	27.46	13.90	3:18.42	
		Speed (m/s)	13.32	13.27	12.52	12.48	12.59	12.80	12.67	13.13	12.71	14.75	14.39	13.10	
		Stride length (m)	5.70	5.72	5.52	5.60	5.62	5.70	5.63	5.79	5.67	6.09	5.96	5.73	
		Stride duration (s)	0.427	0.431	0.441	0.449	0.446	0.445	0.445	0.441	0.446	0.413	0.415	0.438	
		Stride efficiency (%)	50.72	51.12	47.54	49.03	49.40	50.78	49.60	52.47	50.29	58.03	55.57	51.39	
		Stride count	35.11	34.97	36.26	35.70	35.57	35.08	35.50	34.52	35.25	32.82	33.54	453.39	

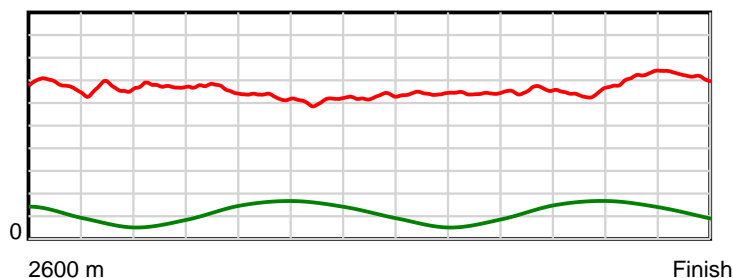
10 m Stride length



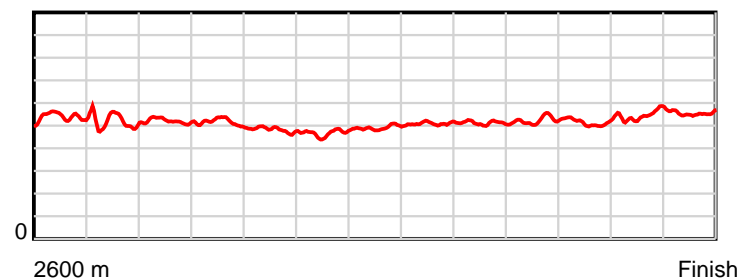
0.6 s Stride duration



20 m/sec Speed



100 % Stride efficiency



Note: Horizontal distance axis grid lines are 200m furlongs.

## Disclaimer.

HRNZ and NZMTC and Thoroughbred Ratings Pty Ltd accepts no responsibility for the completeness or accuracy of any of the information contained herein, and makes no representations about its suitability for any particular purpose. Users should make their own judgements about those matters and/or seek independent advice. You assume all risks associated with use of the data provided on this page.



# Race Results



April 06, 2025, Race 9, ARTHUR BURKE LTD (AMBERLEY) MOBILE PACE, Distance 2600m, Addington - Survey 3200m

Result	TAB no.	Horse (Barrier)	2600 to	2400m to
10th	12	<b>Mikra Wave (12)</b>	<b>2400m</b>	<b>2200m</b>
		Position in running (margin)	-	11(7.6)
		Sectional time (s)	15.16	14.48
		Cumulative time (s)	198.46	183.30
		Speed (m/s)	13.19	13.81
		Stride length (m)	6.35	6.27
		Stride duration (s)	0.446	0.454
		Stride efficiency (%)	63.10	61.45
		Stride count	31.47	31.89

## Disclaimer.

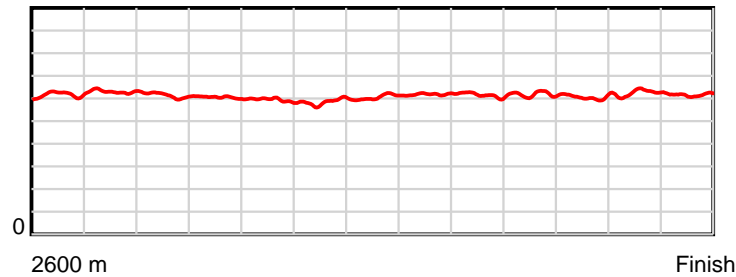
HRNZ and NZMTC and Thoroughbred Ratings Pty Ltd accepts no responsibility for the completeness or accuracy of any of the information contained herein, and makes no representations about its suitability for any particular purpose. Users should make their own judgements about those matters and/or seek independent advice. You assume all risks associated with use of the data provided on this page.

# Race Results

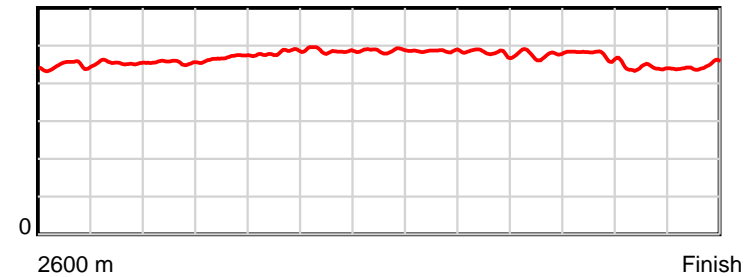
April 06, 2025, Race 9, ARTHUR BURKE LTD (AMBERLEY) MOBILE PACE, Distance 2600m, Addington - Survey 3200m

Result	TAB no.	Horse (Barrier)	2200m to	2000m to	1800m to	1600m to	1400m to	1200m to	1000m to	800m to	600m to	400m to	200m to	Total or	Margin
10th	12	Mikra Wave (12)	2000m	1800m	1600m	1400m	1200m	1000m	800m	600m	400m	200m	WP	Average	
		Position in running (margin)	8(8.5)	8(10.7)	9(9.6)	8(6.6)	8(7.5)	8(7.8)	9(7.4)	9(7.5)	9(7.7)	9(6.1)	4(4.9)		10.40
		Sectional time (s)	15.02	15.31	16.14	16.18	15.74	15.71	15.83	15.25	15.55	13.92	14.17		
		Cumulative time (s)	168.82	153.80	138.49	122.35	106.17	90.43	74.72	58.89	43.64	28.09	14.17	3:18.46	
		Speed (m/s)	13.32	13.06	12.39	12.36	12.71	12.73	12.63	13.11	12.86	14.37	14.11	13.10	
		Stride length (m)	6.07	6.12	5.97	6.02	6.19	6.18	6.07	6.27	6.13	6.33	6.29	6.17	
		Stride duration (s)	0.456	0.468	0.481	0.487	0.487	0.485	0.481	0.478	0.476	0.441	0.446	0.471	
		Stride efficiency (%)	57.49	58.46	55.62	56.57	59.86	59.72	57.62	61.34	58.72	62.64	61.86	59.51	
		Stride count	32.97	32.70	33.52	33.24	32.31	32.35	32.94	31.92	32.63	31.59	31.79	421.32	

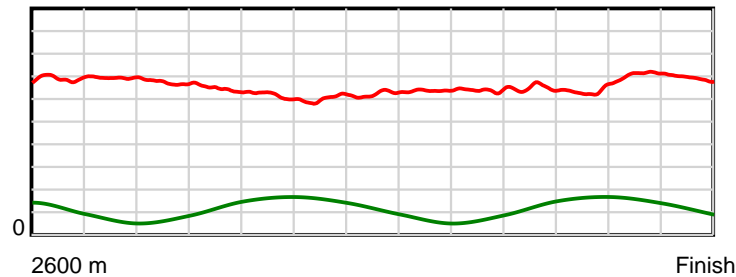
10 m Stride length



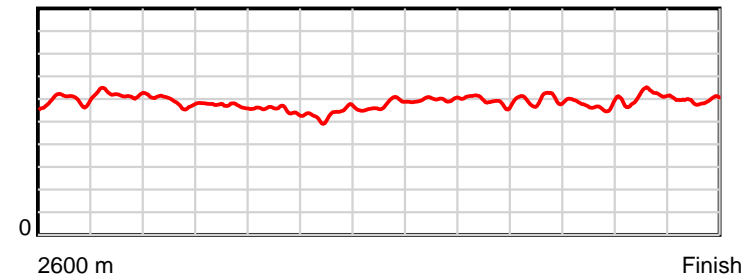
0.6 s Stride duration



20 m/sec Speed



100 % Stride efficiency



Note: Horizontal distance axis grid lines are 200m furlongs.

## Disclaimer.

HRNZ and NZMTC and Thoroughbred Ratings Pty Ltd accepts no responsibility for the completeness or accuracy of any of the information contained herein, and makes no representations about its suitability for any particular purpose. Users should make their own judgements about those matters and/or seek independent advice. You assume all risks associated with use of the data provided on this page.



# Race Results



April 06, 2025, Race 9, ARTHUR BURKE LTD (AMBERLEY) MOBILE PACE, Distance 2600m, Addington - Survey 3200m

Result	TAB no.	Horse (Barrier)	2600 to	2400m to
11th	6	<b>My Ten Guitars (6)</b>	<b>2400m</b>	<b>2200m</b>
		Position in running (margin)	-	12(8.6)
		Sectional time (s)	15.05	15.25
		Cumulative time (s)	198.52	183.47
		Speed (m/s)	13.29	13.11
		Stride length (m)	6.17	5.75
		Stride duration (s)	0.449	0.438
		Stride efficiency (%)	59.46	51.62
		Stride count	32.42	34.80

#### Disclaimer.

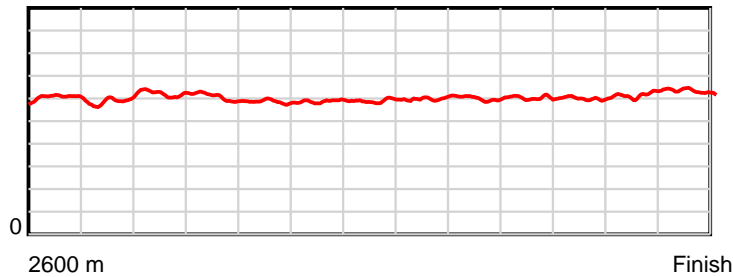
HRNZ and NZMTC and Thoroughbred Ratings Pty Ltd accepts no responsibility for the completeness or accuracy of any of the information contained herein, and makes no representations about its suitability for any particular purpose. Users should make their own judgements about those matters and/or seek independent advice. You assume all risks associated with use of the data provided on this page.

# Race Results

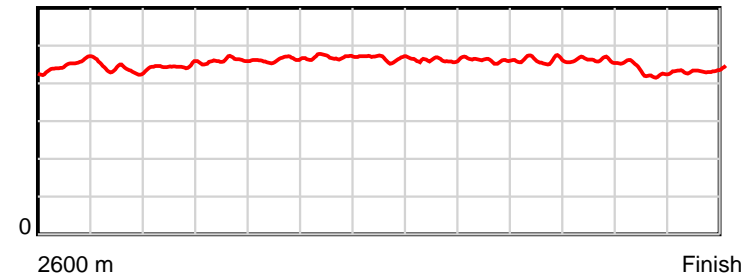
April 06, 2025, Race 9, ARTHUR BURKE LTD (AMBERLEY) MOBILE PACE, Distance 2600m, Addington - Survey 3200m

Result	TAB no.	Horse (Barrier)	2200m to	2000m to	1800m to	1600m to	1400m to	1200m to	1000m to	800m to	600m to	400m to	200m to	Total or	Margin
11th	6	<b>My Ten Guitars (6)</b>	<b>2000m</b>	<b>1800m</b>	<b>1600m</b>	<b>1400m</b>	<b>1200m</b>	<b>1000m</b>	<b>800m</b>	<b>600m</b>	<b>400m</b>	<b>200m</b>	<b>WP</b>	<b>Average</b>	
		Position in running (margin)	12(14.0)	12(15.3)	12(13.7)	12(10.2)	12(10.7)	12(11.2)	12(10.7)	12(10.4)	12(10.9)	12(9.1)	13(8.4)		10.70
		Sectional time (s)	14.86	15.22	16.07	16.12	15.77	15.68	15.77	15.29	15.52	14.02	13.90		
		Cumulative time (s)	168.22	153.36	138.14	122.07	105.95	90.18	74.50	58.73	43.44	27.92	13.90	3:18.52	
		Speed (m/s)	13.46	13.14	12.45	12.41	12.68	12.76	12.68	13.08	12.89	14.27	14.39	13.10	
		Stride length (m)	6.01	6.06	5.76	5.82	5.92	5.89	5.83	6.04	5.94	6.16	6.25	5.96	
		Stride duration (s)	0.446	0.461	0.462	0.470	0.467	0.461	0.460	0.461	0.461	0.432	0.435	0.455	
		Stride efficiency (%)	56.41	57.31	51.80	53.01	54.72	54.17	53.20	56.93	55.21	59.31	61.13	55.60	
		Stride count	33.29	33.02	34.74	34.34	33.80	33.97	34.28	33.14	33.65	32.46	31.98	435.89	

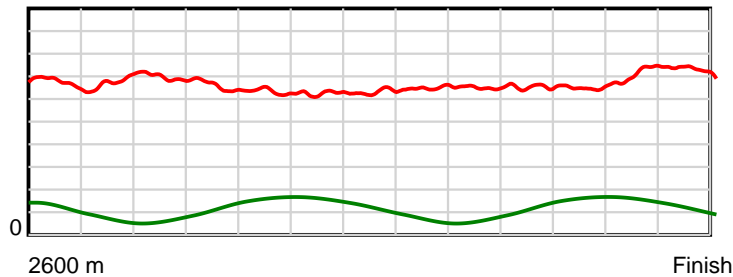
10 m Stride length



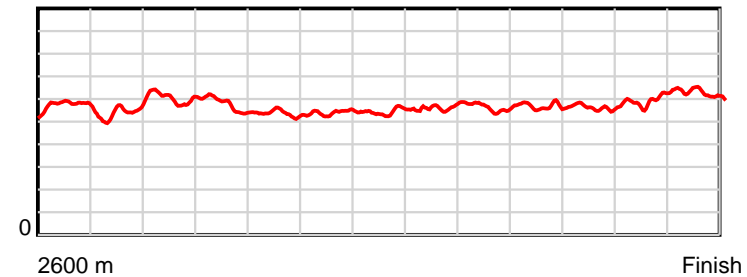
0.6 s Stride duration



20 m/sec Speed



100 % Stride efficiency



Note: Horizontal distance axis grid lines are 200m furlongs.

**Disclaimer.**

HRNZ and NZMTC and Thoroughbred Ratings Pty Ltd accepts no responsibility for the completeness or accuracy of any of the information contained herein, and makes no representations about its suitability for any particular purpose. Users should make their own judgements about those matters and/or seek independent advice. You assume all risks associated with use of the data provided on this page.



# Race Results



April 06, 2025, Race 9, ARTHUR BURKE LTD (AMBERLEY) MOBILE PACE, Distance 2600m, Addington - Survey 3200m

Result	TAB no.	Horse (Barrier)	2600 to	2400m to
12th	10	Krystal Deligh... (10)	2400m	2200m
		Position in running (margin)	-	6(4.2)
		Sectional time (s)	14.25	14.51
		Cumulative time (s)	198.55	184.30
		Speed (m/s)	14.03	13.78
		Stride length (m)	6.35	6.23
		Stride duration (s)	0.428	0.452
		Stride efficiency (%)	63.04	60.64
		Stride count	31.49	32.11

## Disclaimer.

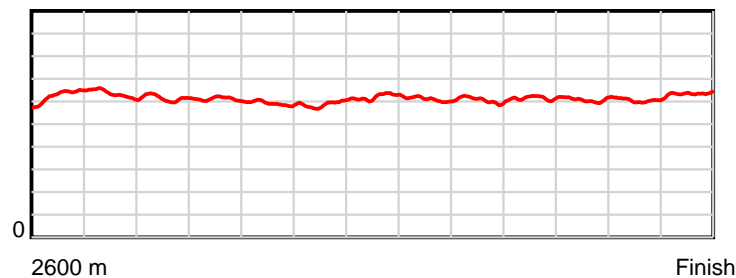
HRNZ and NZMTC and Thoroughbred Ratings Pty Ltd accepts no responsibility for the completeness or accuracy of any of the information contained herein, and makes no representations about its suitability for any particular purpose. Users should make their own judgements about those matters and/or seek independent advice. You assume all risks associated with use of the data provided on this page.

# Race Results

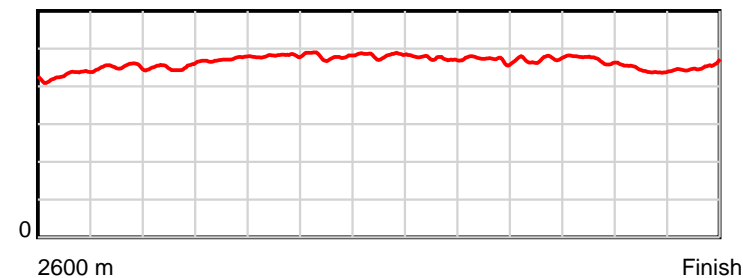
April 06, 2025, Race 9, ARTHUR BURKE LTD (AMBERLEY) MOBILE PACE, Distance 2600m, Addington - Survey 3200m

Result	TAB no.	Horse (Barrier)	2200m to	2000m to	1800m to	1600m to	1400m to	1200m to	1000m to	800m to	600m to	400m to	200m to	Total or	Margin
12th	10	Krystal Deligh... (10)	2000m	1800m	1600m	1400m	1200m	1000m	800m	600m	400m	200m	WP	Average	
		Position in running (margin)	5(5.2)	5(5.7)	5(5.7)	6(4.2)	7(5.3)	7(5.7)	7(5.7)	7(5.5)	7(5.9)	7(4.6)	7(6.6)		10.90
		Sectional time (s)	14.73	15.49	16.39	16.22	15.75	15.77	15.77	15.29	15.61	14.45	14.32		
		Cumulative time (s)	169.79	155.06	139.57	123.18	106.96	91.21	75.44	59.67	44.38	28.77	14.32	3:18.55	
		Speed (m/s)	13.58	12.91	12.20	12.33	12.70	12.68	12.68	13.08	12.81	13.84	13.97	13.09	
		Stride length (m)	6.13	6.10	5.87	5.91	6.13	6.02	5.97	6.18	6.04	6.14	6.31	6.10	
		Stride duration (s)	0.451	0.472	0.481	0.480	0.483	0.474	0.471	0.472	0.471	0.444	0.452	0.466	
		Stride efficiency (%)	58.71	58.07	53.79	54.63	58.73	56.58	55.78	59.70	56.92	58.87	62.23	58.19	
		Stride count	32.63	32.81	34.09	33.83	32.62	33.24	33.48	32.36	33.14	32.58	31.69	426.07	

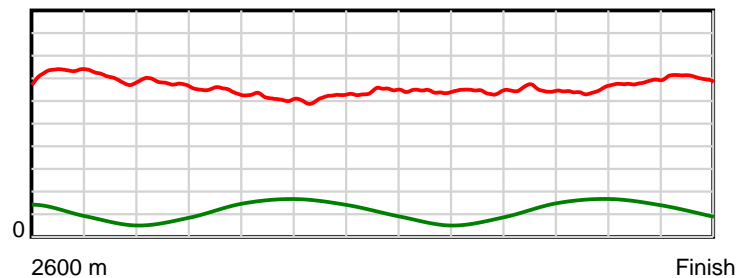
10 m Stride length



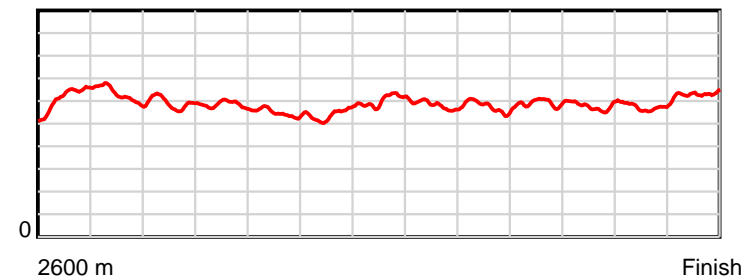
0.6 s Stride duration



20 m/sec Speed



100 % Stride efficiency



Note: Horizontal distance axis grid lines are 200m furlongs.

## Disclaimer.

HRNZ and NZMTC and Thoroughbred Ratings Pty Ltd accepts no responsibility for the completeness or accuracy of any of the information contained herein, and makes no representations about its suitability for any particular purpose. Users should make their own judgements about those matters and/or seek independent advice. You assume all risks associated with use of the data provided on this page.



# Race Results



April 06, 2025, Race 9, ARTHUR BURKE LTD (AMBERLEY) MOBILE PACE, Distance 2600m, Addington - Survey 3200m

Result	TAB no.	Horse (Barrier)	2600 to	2400m to
13th	9	Taumutu Lad (9)	2400m	2200m
		Position in running (margin)	-	9(6.8)
		Sectional time (s)	14.78	16.02
		Cumulative time (s)	199.67	184.89
		Speed (m/s)	13.53	12.48
		Stride length (m)	6.14	5.61
		Stride duration (s)	0.439	0.450
		Stride efficiency (%)	58.99	49.24
		Stride count	32.55	35.63

#### Disclaimer.

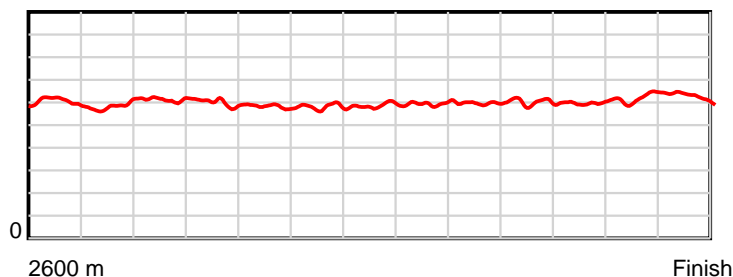
HRNZ and NZMTC and Thoroughbred Ratings Pty Ltd accepts no responsibility for the completeness or accuracy of any of the information contained herein, and makes no representations about its suitability for any particular purpose. Users should make their own judgements about those matters and/or seek independent advice. You assume all risks associated with use of the data provided on this page.

# Race Results

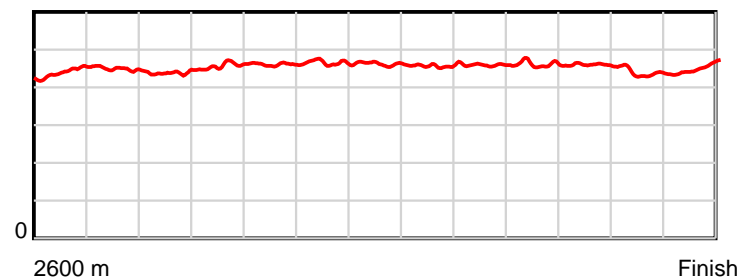
April 06, 2025, Race 9, ARTHUR BURKE LTD (AMBERLEY) MOBILE PACE, Distance 2600m, Addington - Survey 3200m

Result	TAB no.	Horse (Barrier)	2200m to	2000m to	1800m to	1600m to	1400m to	1200m to	1000m to	800m to	600m to	400m to	200m to	Total or	Margin
13th	9	Taumutu Lad (9)	2000m	1800m	1600m	1400m	1200m	1000m	800m	600m	400m	200m	WP	Average	
		Position in running (margin)	14(16.9)	13(17.3)	14(16.5)	14(12.7)	14(12.5)	14(13.1)	14(12.5)	14(12.3)	14(13.4)	14(11.7)	14(10.9)		17.10
		Sectional time (s)	14.71	15.36	16.01	15.99	15.80	15.65	15.79	15.39	15.53	14.00	14.64		
		Cumulative time (s)	168.87	154.16	138.80	122.79	106.80	91.00	75.35	59.56	44.17	28.64	14.64	3:19.67	
		Speed (m/s)	13.60	13.02	12.49	12.51	12.66	12.78	12.67	13.00	12.88	14.29	13.66	13.02	
		Stride length (m)	5.96	5.96	5.75	5.82	5.86	5.85	5.80	6.00	5.92	6.25	6.19	5.93	
		Stride duration (s)	0.438	0.458	0.461	0.465	0.463	0.458	0.458	0.462	0.460	0.438	0.453	0.455	
		Stride efficiency (%)	55.49	55.44	51.74	52.94	53.63	53.51	52.64	56.27	54.73	61.11	59.92	54.91	
		Stride count	33.56	33.58	34.76	34.36	34.14	34.18	34.46	33.33	33.79	31.98	32.30	438.62	

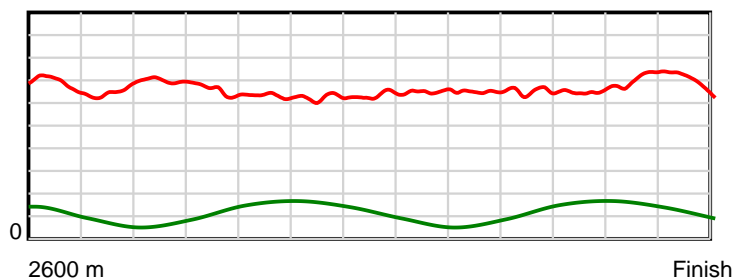
10 m Stride length



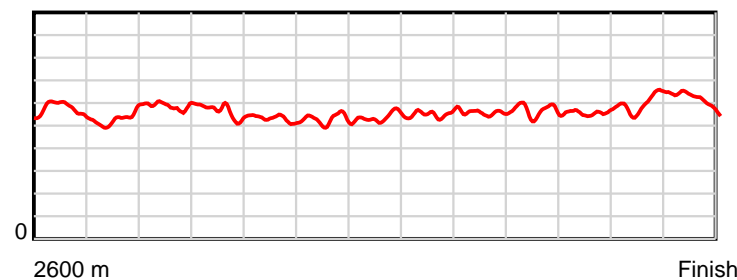
0.6 s Stride duration



20 m/sec Speed



100 % Stride efficiency



Note: Horizontal distance axis grid lines are 200m furlongs.

## Disclaimer.

HRNZ and NZMTC and Thoroughbred Ratings Pty Ltd accepts no responsibility for the completeness or accuracy of any of the information contained herein, and makes no representations about its suitability for any particular purpose. Users should make their own judgements about those matters and/or seek independent advice. You assume all risks associated with use of the data provided on this page.



# Race Results



April 06, 2025, Race 9, ARTHUR BURKE LTD (AMBERLEY) MOBILE PACE, Distance 2600m, Addington - Survey 3200m

Result	TAB no.	Horse (Barrier)	2600 to	2400m to
14th	3	Razors Edge (3)	2400m	2200m
		Position in running (margin)	-	4(1.6)
		Sectional time (s)	14.10	14.57
		Cumulative time (s)	199.99	185.89
		Speed (m/s)	14.18	13.73
		Stride length (m)	6.23	5.99
		Stride duration (s)	0.419	0.436
		Stride efficiency (%)	60.67	55.99
		Stride count	32.10	33.41

#### Disclaimer.

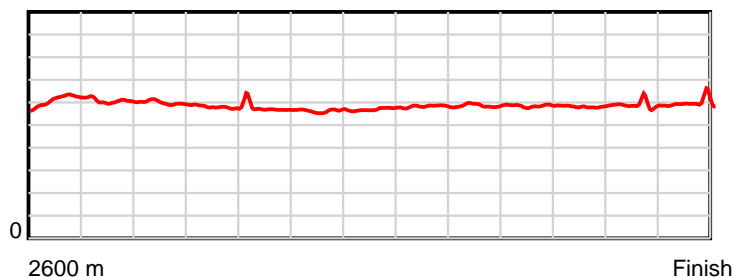
HRNZ and NZMTC and Thoroughbred Ratings Pty Ltd accepts no responsibility for the completeness or accuracy of any of the information contained herein, and makes no representations about its suitability for any particular purpose. Users should make their own judgements about those matters and/or seek independent advice. You assume all risks associated with use of the data provided on this page.

# Race Results

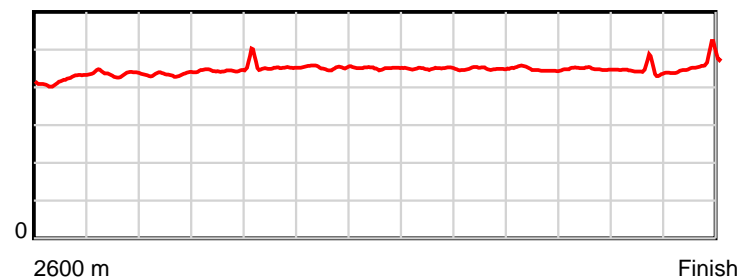
April 06, 2025, Race 9, ARTHUR BURKE LTD (AMBERLEY) MOBILE PACE, Distance 2600m, Addington - Survey 3200m

Result	TAB no.	Horse (Barrier)	2200m to	2000m to	1800m to	1600m to	1400m to	1200m to	1000m to	800m to	600m to	400m to	200m to	Total or	Margin
14th	3	Razors Edge (3)	2000m	1800m	1600m	1400m	1200m	1000m	800m	600m	400m	200m	WP	Average	
		Position in running (margin)	4(3.0)	4(4.9)	4(4.4)	2(0.9)	2(1.4)	3(2.1)	2(1.3)	2(1.0)	2(1.7)	2(0.7)	9(7.0)		18.90
		Sectional time (s)	14.97	15.41	16.06	16.11	15.82	15.62	15.77	15.34	15.65	15.19	15.38		
		Cumulative time (s)	171.32	156.35	140.94	124.88	108.77	92.95	77.33	61.56	46.22	30.57	15.38	3:19.99	
		Speed (m/s)	13.36	12.98	12.45	12.41	12.64	12.80	12.68	13.04	12.78	13.17	13.00	13.00	
		Stride length (m)	5.81	5.76	5.66	5.62	5.70	5.76	5.70	5.84	5.74	5.84	6.01	5.82	
		Stride duration (s)	0.435	0.444	0.455	0.452	0.451	0.449	0.449	0.448	0.449	0.444	0.462	0.447	
		Stride efficiency (%)	52.71	51.90	50.11	49.31	50.77	51.78	50.72	53.37	51.45	53.31	56.39	52.84	
		Stride count	34.44	34.70	35.32	35.60	35.09	34.74	35.10	34.22	34.86	34.24	33.29	447.11	

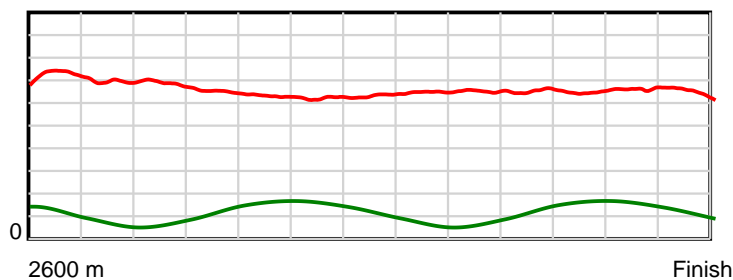
10 m Stride length



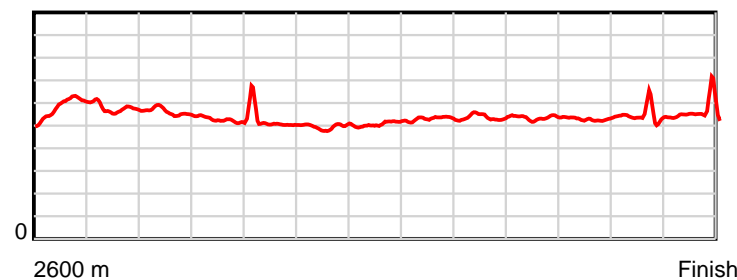
0.6 s Stride duration



20 m/sec Speed



100 % Stride efficiency



Note: Horizontal distance axis grid lines are 200m furlongs.

**Disclaimer.**

HRNZ and NZMTC and Thoroughbred Ratings Pty Ltd accepts no responsibility for the completeness or accuracy of any of the information contained herein, and makes no representations about its suitability for any particular purpose. Users should make their own judgements about those matters and/or seek independent advice. You assume all risks associated with use of the data provided on this page.