



Race Results

NZ Metropolitan Trotting Club Inc, HRNZ, April 19, 2025

Compilation date: April 19, 2025, 5:33:42 PM (NZST)

Copyright © 2025 HRNZ and NZMTC. All rights reserved.

Trademarks.

StrideMASTER is a registered trademark of Thoroughbred Ratings Pty Ltd.

Disclaimer.

HRNZ and NZMTC and Thoroughbred Ratings Pty Ltd accepts no responsibility for the completeness or accuracy of any of the information contained herein, and makes no representations about its suitability for any particular purpose. Users should make their own judgements about those matters and/or seek independent advice. You assume all risks associated with use of the data provided on this page.



Race Results



April 19, 2025, Race 9, RICOH 'RACING REWARDS' MOBILE PACE, Distance 2600m, Addington - Survey 3200m

Result	TAB no.	Horse (Barrier)	2600 to	2400m to
1st	8	Destiny's Drea... (8)	2400m	2200m
		Position in running (margin)	-	1(0.0)
		Sectional time (s)	13.10	14.67
		Cumulative time (s)	192.25	179.15
		Speed (m/s)	15.26	13.63
		Stride length (m)	6.34	6.07
		Stride duration (s)	0.412	0.446
		Stride efficiency (%)	62.78	57.65
		Stride count	31.55	32.93

Disclaimer.

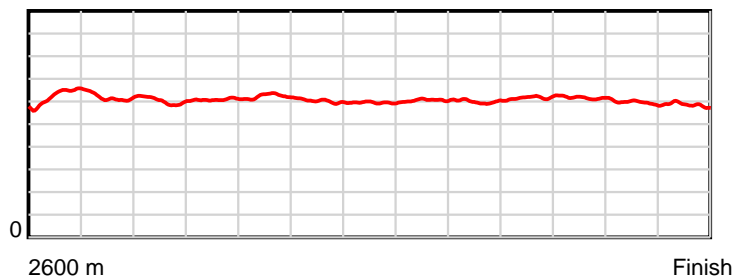
HRNZ and NZMTC and Thoroughbred Ratings Pty Ltd accepts no responsibility for the completeness or accuracy of any of the information contained herein, and makes no representations about its suitability for any particular purpose. Users should make their own judgements about those matters and/or seek independent advice. You assume all risks associated with use of the data provided on this page.

Race Results

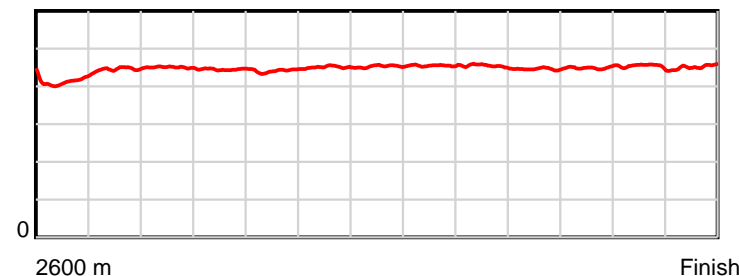
April 19, 2025, Race 9, RICOH 'RACING REWARDS' MOBILE PACE, Distance 2600m, Addington - Survey 3200m

Result	TAB no.	Horse (Barrier)	2200m to	2000m to	1800m to	1600m to	1400m to	1200m to	1000m to	800m to	600m to	400m to	200m to	Total or	Margin
1st	8	Destiny's Drea... (8)	2000m	1800m	1600m	1400m	1200m	1000m	800m	600m	400m	200m	WP	Average	
		Position in running (margin)	2(2.0)	2(2.1)	2(2.0)	2(2.8)	2(2.1)	3(1.9)	3(1.3)	3(2.1)	3(2.1)	2(2.4)	4(1.8)		0.00
		Sectional time (s)	15.07	14.67	14.24	14.91	15.29	15.23	15.20	14.50	14.66	15.33	15.38		
		Cumulative time (s)	164.48	149.41	134.74	120.50	105.59	90.30	75.07	59.87	45.37	30.71	15.38	3:12.25	
		Speed (m/s)	13.27	13.63	14.04	13.41	13.08	13.13	13.16	13.79	13.64	13.05	13.00	13.52	
		Stride length (m)	5.98	6.06	6.20	6.04	5.93	5.97	5.97	6.15	6.13	5.91	5.87	6.05	
		Stride duration (s)	0.450	0.445	0.442	0.450	0.453	0.455	0.454	0.446	0.450	0.453	0.451	0.447	
		Stride efficiency (%)	55.80	57.47	60.13	57.08	54.90	55.72	55.79	59.15	58.81	54.57	53.83	57.13	
		Stride count	33.47	32.98	32.24	33.09	33.74	33.49	33.47	32.51	32.60	33.84	34.08	429.99	

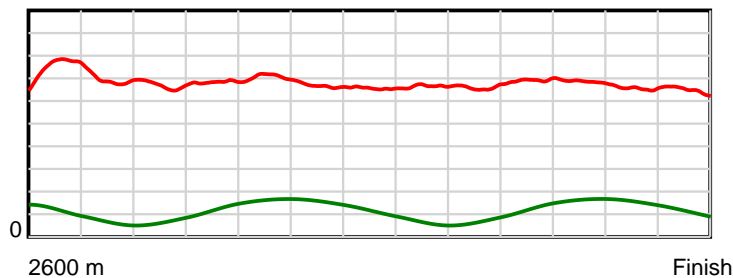
10 m Stride length



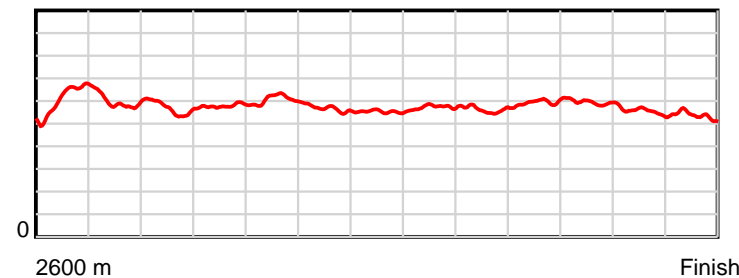
0.6 s Stride duration



20 m/sec Speed



100 % Stride efficiency



Note: Horizontal distance axis grid lines are 200m furlongs.

Disclaimer.

HRNZ and NZMTC and Thoroughbred Ratings Pty Ltd accepts no responsibility for the completeness or accuracy of any of the information contained herein, and makes no representations about its suitability for any particular purpose. Users should make their own judgements about those matters and/or seek independent advice. You assume all risks associated with use of the data provided on this page.



Race Results



April 19, 2025, Race 9, RICOH 'RACING REWARDS' MOBILE PACE, Distance 2600m, Addington - Survey 3200m

Result	TAB no.	Horse (Barrier)	2600 to	2400m to
2nd	6	Avenger (6)	2400m	2200m
		Position in running (margin)	-	11(7.6)
		Sectional time (s)	14.36	15.34
		Cumulative time (s)	192.31	177.95
		Speed (m/s)	13.93	13.04
		Stride length (m)	6.39	6.00
		Stride duration (s)	0.454	0.460
		Stride efficiency (%)	63.85	56.18
		Stride count	31.29	33.36

Disclaimer.

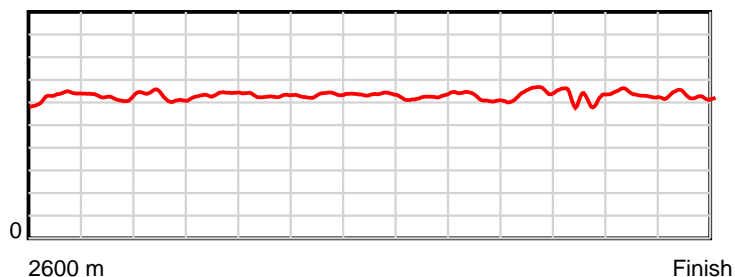
HRNZ and NZMTC and Thoroughbred Ratings Pty Ltd accepts no responsibility for the completeness or accuracy of any of the information contained herein, and makes no representations about its suitability for any particular purpose. Users should make their own judgements about those matters and/or seek independent advice. You assume all risks associated with use of the data provided on this page.

Race Results

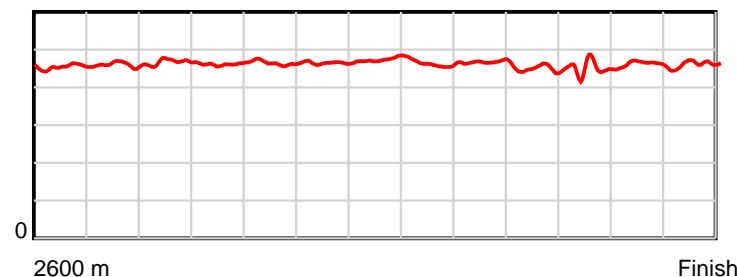
April 19, 2025, Race 9, RICOH 'RACING REWARDS' MOBILE PACE, Distance 2600m, Addington - Survey 3200m

Result	TAB no.	Horse (Barrier)	2200m to	2000m to	1800m to	1600m to	1400m to	1200m to	1000m to	800m to	600m to	400m to	200m to	Total or	Margin
2nd	6	Avenger (6)	2000m	1800m	1600m	1400m	1200m	1000m	800m	600m	400m	200m	WP	Average	
		Position in running (margin)	14(13.6)	14(14.7)	14(13.6)	14(18.5)	14(17.6)	14(15.7)	14(13.5)	14(13.5)	12(10.2)	11(10.3)	11(5.9)		0.06
		Sectional time (s)	15.25	14.49	14.92	14.89	15.02	14.94	15.09	13.94	14.63	14.68	14.76		
		Cumulative time (s)	162.61	147.36	132.87	117.95	103.06	88.04	73.10	58.01	44.07	29.44	14.76	3:12.31	
		Speed (m/s)	13.11	13.80	13.40	13.43	13.32	13.39	13.25	14.35	13.67	13.62	13.55	13.52	
		Stride length (m)	6.13	6.37	6.22	6.25	6.32	6.18	6.18	6.44	6.15	6.29	6.27	6.24	
		Stride duration (s)	0.467	0.461	0.464	0.465	0.475	0.461	0.466	0.449	0.450	0.462	0.462	0.462	
		Stride efficiency (%)	58.70	63.32	60.54	60.97	62.49	59.60	59.75	64.75	59.17	61.76	61.38	60.89	
		Stride count	32.63	31.42	32.13	32.02	31.63	32.39	32.34	31.07	32.50	31.81	31.91	416.50	

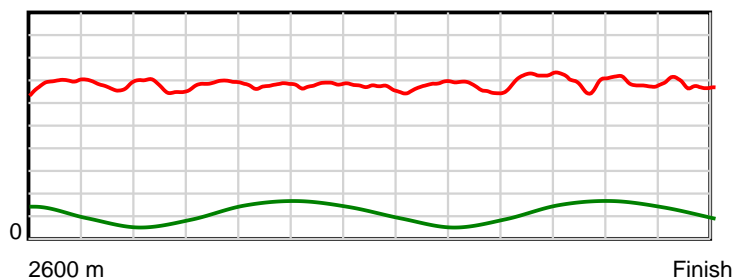
10 m Stride length



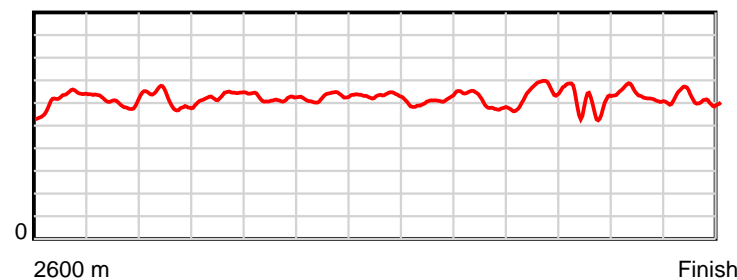
0.6 s Stride duration



20 m/sec Speed



100 % Stride efficiency



Note: Horizontal distance axis grid lines are 200m furlongs.

Disclaimer.

HRNZ and NZMTC and Thoroughbred Ratings Pty Ltd accepts no responsibility for the completeness or accuracy of any of the information contained herein, and makes no representations about its suitability for any particular purpose. Users should make their own judgements about those matters and/or seek independent advice. You assume all risks associated with use of the data provided on this page.



Race Results



April 19, 2025, Race 9, RICOH 'RACING REWARDS' MOBILE PACE, Distance 2600m, Addington - Survey 3200m

Result	TAB no.	Horse (Barrier)	2600 to	2400m to
3rd	7	Dancing Desire (7)	2400m	2200m
		Position in running (margin)	-	8(5.0)
		Sectional time (s)	13.76	14.78
		Cumulative time (s)	192.38	178.62
		Speed (m/s)	14.53	13.53
		Stride length (m)	6.25	5.97
		Stride duration (s)	0.431	0.441
		Stride efficiency (%)	61.01	55.70
		Stride count	32.01	33.50

Disclaimer.

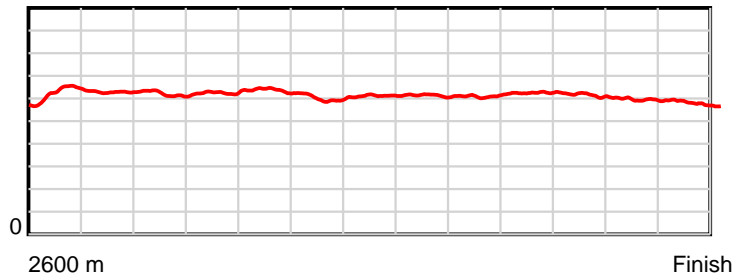
HRNZ and NZMTC and Thoroughbred Ratings Pty Ltd accepts no responsibility for the completeness or accuracy of any of the information contained herein, and makes no representations about its suitability for any particular purpose. Users should make their own judgements about those matters and/or seek independent advice. You assume all risks associated with use of the data provided on this page.

Race Results

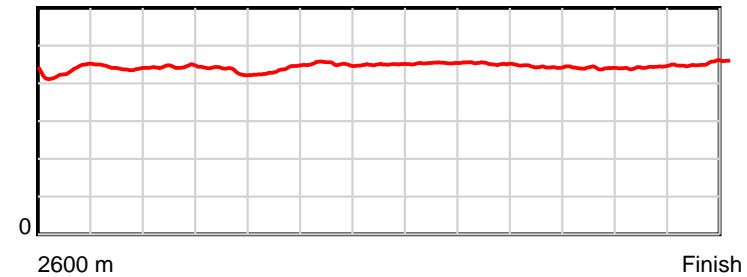
April 19, 2025, Race 9, RICOH 'RACING REWARDS' MOBILE PACE, Distance 2600m, Addington - Survey 3200m

Result	TAB no.	Horse (Barrier)	2200m to	2000m to	1800m to	1600m to	1400m to	1200m to	1000m to	800m to	600m to	400m to	200m to	Total or	Margin
3rd	7	Dancing Desire (7)	2000m	1800m	1600m	1400m	1200m	1000m	800m	600m	400m	200m	WP	Average	
		Position in running (margin)	8(7.7)	8(6.9)	3(2.1)	3(3.3)	4(4.2)	2(1.5)	2(0.9)	2(1.9)	2(1.0)	3(2.6)	2(0.1)		0.70
		Sectional time (s)	14.94	13.87	14.31	15.19	14.88	15.22	15.25	14.35	14.87	15.00	15.96		
		Cumulative time (s)	163.84	148.90	135.03	120.72	105.53	90.65	75.43	60.18	45.83	30.96	15.96	3:12.38	
		Speed (m/s)	13.39	14.42	13.98	13.17	13.44	13.14	13.11	13.94	13.45	13.33	12.53	13.51	
		Stride length (m)	5.95	6.25	6.11	5.95	6.05	5.97	5.92	6.18	5.92	5.92	5.69	6.01	
		Stride duration (s)	0.444	0.434	0.437	0.452	0.450	0.454	0.451	0.443	0.440	0.444	0.454	0.444	
		Stride efficiency (%)	55.27	61.04	58.31	55.27	57.27	55.68	54.80	59.70	54.81	54.68	50.57	56.36	
		Stride count	33.63	32.00	32.74	33.63	33.04	33.50	33.77	32.36	33.77	33.81	35.16	432.92	

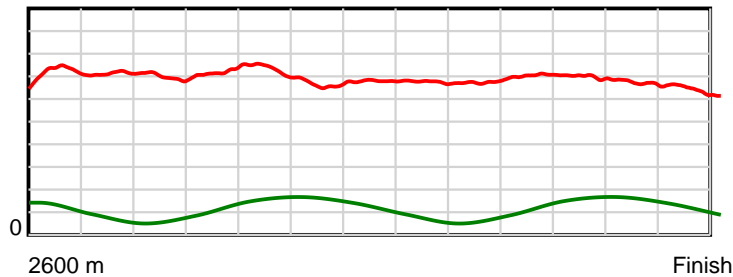
10 m Stride length



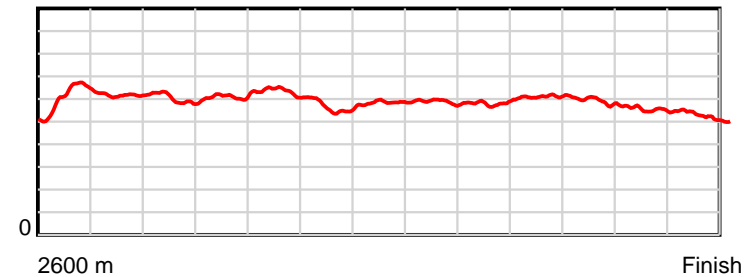
0.6 s Stride duration



20 m/sec Speed



100 % Stride efficiency



Note: Horizontal distance axis grid lines are 200m furlongs.

Disclaimer.

HRNZ and NZMTC and Thoroughbred Ratings Pty Ltd accepts no responsibility for the completeness or accuracy of any of the information contained herein, and makes no representations about its suitability for any particular purpose. Users should make their own judgements about those matters and/or seek independent advice. You assume all risks associated with use of the data provided on this page.



Race Results



April 19, 2025, Race 9, RICOH 'RACING REWARDS' MOBILE PACE, Distance 2600m, Addington - Survey 3200m

Result	TAB no.	Horse (Barrier)	2600 to	2400m to
4th	3	Country Gold (3)	2400m	2200m
		Position in running (margin)	-	6(3.6)
		Sectional time (s)	13.86	14.72
		Cumulative time (s)	192.40	178.54
		Speed (m/s)	14.43	13.59
		Stride length (m)	5.88	5.81
		Stride duration (s)	0.398	0.428
		Stride efficiency (%)	54.03	52.77
		Stride count	34.01	34.42

Disclaimer.

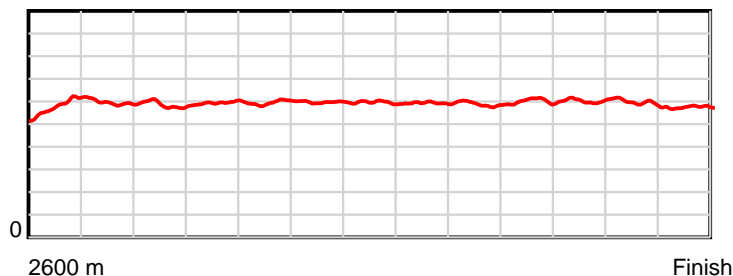
HRNZ and NZMTC and Thoroughbred Ratings Pty Ltd accepts no responsibility for the completeness or accuracy of any of the information contained herein, and makes no representations about its suitability for any particular purpose. Users should make their own judgements about those matters and/or seek independent advice. You assume all risks associated with use of the data provided on this page.

Race Results

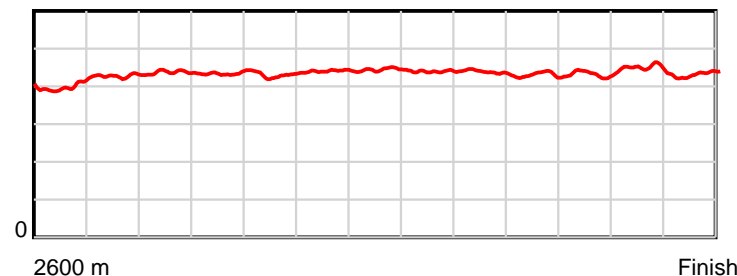
April 19, 2025, Race 9, RICOH 'RACING REWARDS' MOBILE PACE, Distance 2600m, Addington - Survey 3200m

Result	TAB no.	Horse (Barrier)	2200m to	2000m to	1800m to	1600m to	1400m to	1200m to	1000m to	800m to	600m to	400m to	200m to	Total or	Margin
4th	3	Country Gold (3)	2000m	1800m	1600m	1400m	1200m	1000m	800m	600m	400m	200m	WP	Average	
		Position in running (margin)	6(5.9)	6(5.9)	7(5.9)	8(9.2)	8(10.1)	9(8.0)	8(7.7)	8(7.2)	7(6.3)	6(5.5)	9(5.2)		0.80
		Sectional time (s)	15.06	14.68	14.65	15.19	14.98	15.27	15.00	14.33	14.48	15.38	14.80		
		Cumulative time (s)	163.82	148.76	134.08	119.43	104.24	89.26	73.99	58.99	44.66	30.18	14.80	3:12.40	
		Speed (m/s)	13.28	13.62	13.65	13.17	13.35	13.10	13.33	13.96	13.81	13.00	13.51	13.51	
		Stride length (m)	5.81	5.91	5.88	5.80	5.93	5.76	5.84	6.00	5.98	5.85	5.84	5.87	
		Stride duration (s)	0.437	0.434	0.431	0.440	0.444	0.440	0.438	0.430	0.433	0.449	0.432	0.434	
		Stride efficiency (%)	52.70	54.66	54.03	52.55	54.94	51.82	53.29	56.30	55.87	53.39	53.24	53.79	
		Stride count	34.44	33.82	34.01	34.49	33.73	34.73	34.25	33.32	33.45	34.22	34.27	443.16	

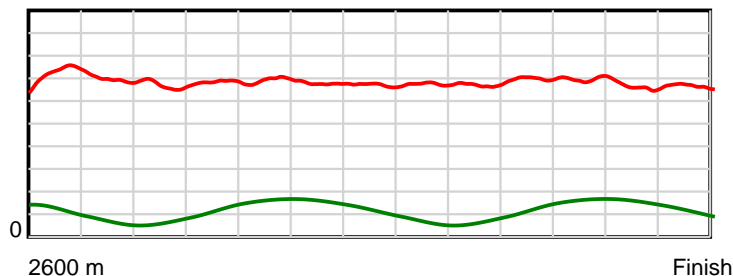
10 m Stride length



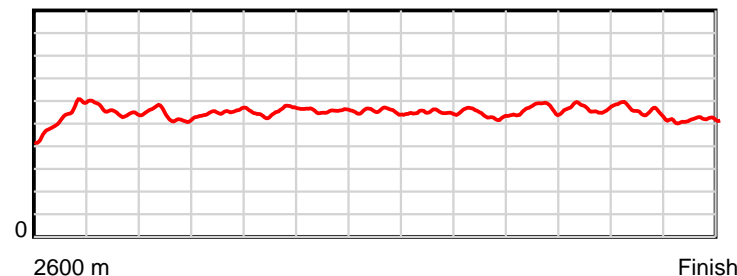
0.6 s Stride duration



20 m/sec Speed



100 % Stride efficiency



Note: Horizontal distance axis grid lines are 200m furlongs.

Disclaimer.

HRNZ and NZMTC and Thoroughbred Ratings Pty Ltd accepts no responsibility for the completeness or accuracy of any of the information contained herein, and makes no representations about its suitability for any particular purpose. Users should make their own judgements about those matters and/or seek independent advice. You assume all risks associated with use of the data provided on this page.



Race Results



April 19, 2025, Race 9, RICOH 'RACING REWARDS' MOBILE PACE, Distance 2600m, Addington - Survey 3200m

Result	TAB no.	Horse (Barrier)	2600 to	2400m to
5th	5	Just Ask Paddy (5)	2400m	2200m
		Position in running (margin)	-	7(3.7)
		Sectional time (s)	13.82	14.83
		Cumulative time (s)	192.41	178.59
		Speed (m/s)	14.47	13.49
		Stride length (m)	6.33	5.92
		Stride duration (s)	0.431	0.439
		Stride efficiency (%)	62.65	54.83
		Stride count	31.59	33.76

Disclaimer.

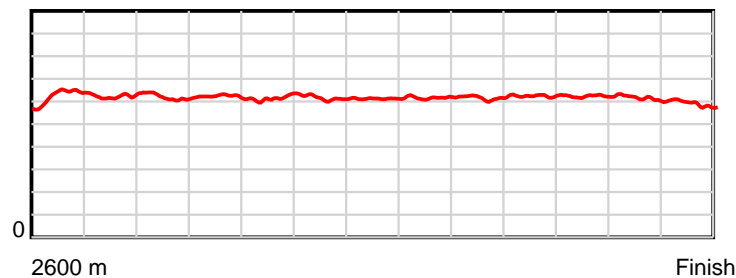
HRNZ and NZMTC and Thoroughbred Ratings Pty Ltd accepts no responsibility for the completeness or accuracy of any of the information contained herein, and makes no representations about its suitability for any particular purpose. Users should make their own judgements about those matters and/or seek independent advice. You assume all risks associated with use of the data provided on this page.

Race Results

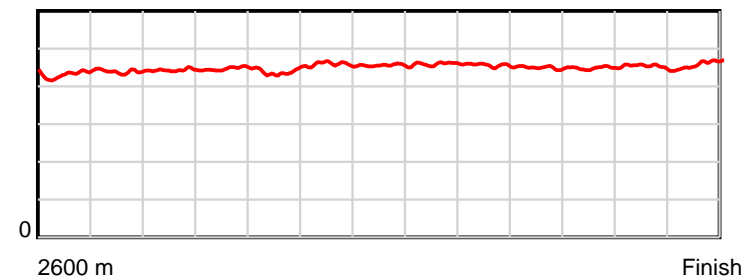
April 19, 2025, Race 9, RICOH 'RACING REWARDS' MOBILE PACE, Distance 2600m, Addington - Survey 3200m

Result	TAB no.	Horse (Barrier)	2200m to	2000m to	1800m to	1600m to	1400m to	1200m to	1000m to	800m to	600m to	400m to	200m to	Total or	Margin
5th	5	Just Ask Paddy (5)	2000m	1800m	1600m	1400m	1200m	1000m	800m	600m	400m	200m	WP	Average	
		Position in running (margin)	7(6.7)	4(3.8)	4(2.2)	5(4.2)	5(5.6)	4(3.5)	4(3.3)	4(3.0)	4(3.0)	4(2.8)	3(0.8)		0.90
		Sectional time (s)	14.58	14.40	14.44	15.27	14.97	15.28	15.04	14.48	14.58	15.09	15.63		
		Cumulative time (s)	163.76	149.18	134.78	120.34	105.07	90.10	74.82	59.78	45.30	30.72	15.63	3:12.41	
		Speed (m/s)	13.72	13.89	13.85	13.10	13.36	13.09	13.30	13.81	13.72	13.25	12.80	13.51	
		Stride length (m)	6.07	6.21	6.09	6.01	6.08	6.02	6.06	6.20	6.16	5.99	5.89	6.08	
		Stride duration (s)	0.443	0.447	0.439	0.459	0.455	0.460	0.456	0.449	0.449	0.452	0.460	0.450	
		Stride efficiency (%)	57.64	60.19	57.86	56.40	57.73	56.66	57.35	60.15	59.26	56.09	54.18	57.70	
		Stride count	32.93	32.23	32.87	33.29	32.90	33.21	33.01	32.24	32.48	33.38	33.97	427.86	

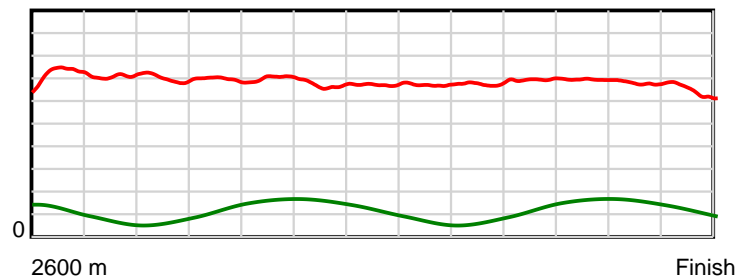
10 m Stride length



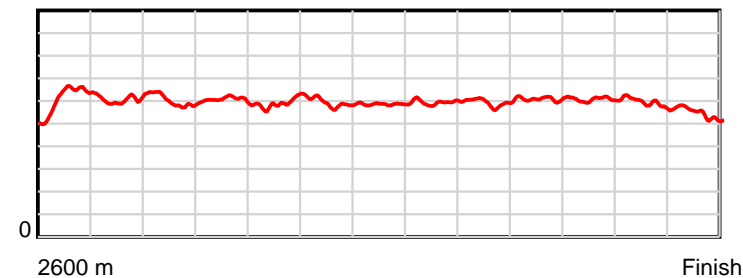
0.6 s Stride duration



20 m/sec Speed



100 % Stride efficiency



Note: Horizontal distance axis grid lines are 200m furlongs.

Disclaimer.

HRNZ and NZMTC and Thoroughbred Ratings Pty Ltd accepts no responsibility for the completeness or accuracy of any of the information contained herein, and makes no representations about its suitability for any particular purpose. Users should make their own judgements about those matters and/or seek independent advice. You assume all risks associated with use of the data provided on this page.



Race Results



April 19, 2025, Race 9, RICOH 'RACING REWARDS' MOBILE PACE, Distance 2600m, Addington - Survey 3200m

Result	TAB no.	Horse (Barrier)	2600 to	2400m to
6th	12	Goorambat Art (12)	2400m	2200m
		Position in running (margin)	-	14(9.7)
		Sectional time (s)	14.85	14.43
		Cumulative time (s)	192.49	177.64
		Speed (m/s)	13.47	13.86
		Stride length (m)	5.82	5.84
		Stride duration (s)	0.413	0.421
		Stride efficiency (%)	52.87	53.31
		Stride count	34.38	34.24

Disclaimer.

HRNZ and NZMTC and Thoroughbred Ratings Pty Ltd accepts no responsibility for the completeness or accuracy of any of the information contained herein, and makes no representations about its suitability for any particular purpose. Users should make their own judgements about those matters and/or seek independent advice. You assume all risks associated with use of the data provided on this page.



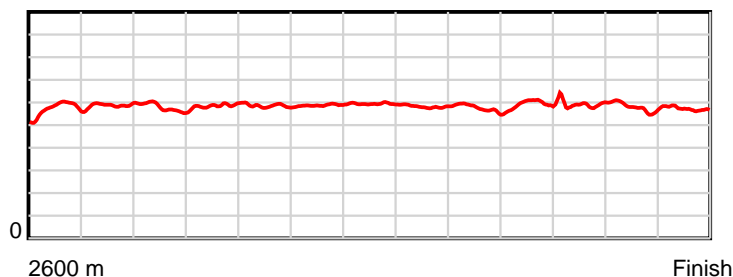
Race Results



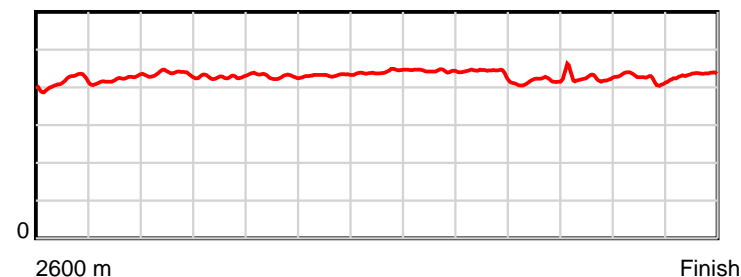
April 19, 2025, Race 9, RICOH 'RACING REWARDS' MOBILE PACE, Distance 2600m, Addington - Survey 3200m

Result	TAB no.	Horse (Barrier)	2200m to	2000m to	1800m to	1600m to	1400m to	1200m to	1000m to	800m to	600m to	400m to	200m to	Total or	Margin
6th	12	Goorambat Art (12)	2000m	1800m	1600m	1400m	1200m	1000m	800m	600m	400m	200m	WP	Average	
		Position in running (margin)	12(10.3)	12(10.4)	12(10.1)	11(13.2)	10(11.9)	10(9.8)	11(10.1)	12(11.5)	11(9.3)	9(7.9)	8(4.8)		1.30
		Sectional time (s)	15.08	14.64	14.62	14.81	14.97	15.38	15.31	14.13	14.37	14.92	14.98		
		Cumulative time (s)	163.21	148.13	133.49	118.87	104.06	89.09	73.71	58.40	44.27	29.90	14.98	3:12.49	
		Speed (m/s)	13.26	13.66	13.68	13.50	13.36	13.00	13.06	14.15	13.92	13.40	13.35	13.51	
		Stride length (m)	5.79	5.84	5.88	5.83	5.89	5.77	5.76	5.88	5.92	5.69	5.79	5.82	
		Stride duration (s)	0.436	0.428	0.430	0.432	0.441	0.444	0.441	0.416	0.425	0.424	0.433	0.431	
		Stride efficiency (%)	52.33	53.35	54.05	53.11	54.27	52.02	51.87	54.09	54.70	50.59	52.32	52.97	
		Stride count	34.56	34.23	34.01	34.31	33.94	34.66	34.72	33.99	33.80	35.15	34.56	446.55	

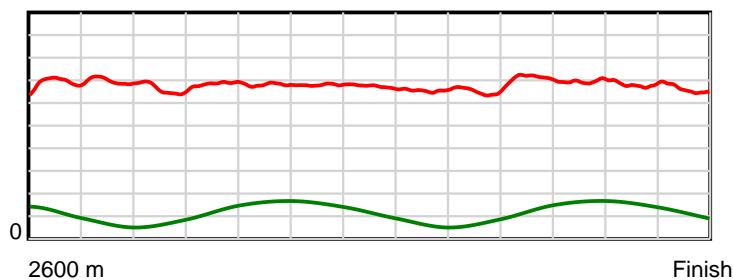
10 m Stride length



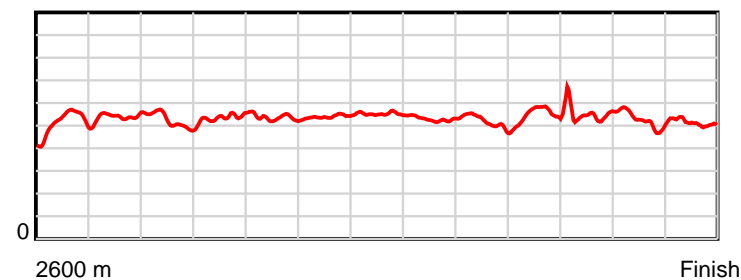
0.6 s Stride duration



20 m/sec Speed



100 % Stride efficiency



Note: Horizontal distance axis grid lines are 200m furlongs.

Disclaimer.

HRNZ and NZMTC and Thoroughbred Ratings Pty Ltd accepts no responsibility for the completeness or accuracy of any of the information contained herein, and makes no representations about its suitability for any particular purpose. Users should make their own judgements about those matters and/or seek independent advice. You assume all risks associated with use of the data provided on this page.



Race Results



April 19, 2025, Race 9, RICOH 'RACING REWARDS' MOBILE PACE, Distance 2600m, Addington - Survey 3200m

Result	TAB no.	Horse (Barrier)	2600 to	2400m to
7th	14	Matai Lizzie (14)	2400m	2200m
		Position in running (margin)	-	13(8.4)
		Sectional time (s)	14.46	14.90
		Cumulative time (s)	192.50	178.04
		Speed (m/s)	13.83	13.42
		Stride length (m)	6.53	6.32
		Stride duration (s)	0.458	0.471
		Stride efficiency (%)	66.65	62.37
		Stride count	30.62	31.66

Disclaimer.

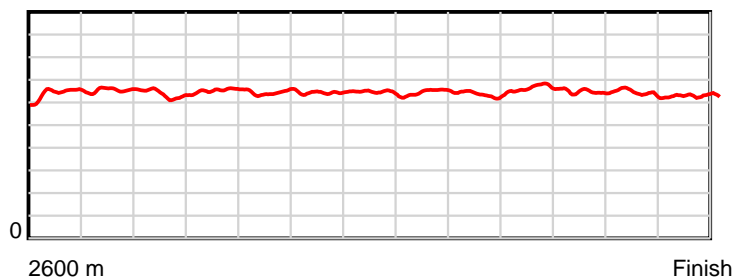
HRNZ and NZMTC and Thoroughbred Ratings Pty Ltd accepts no responsibility for the completeness or accuracy of any of the information contained herein, and makes no representations about its suitability for any particular purpose. Users should make their own judgements about those matters and/or seek independent advice. You assume all risks associated with use of the data provided on this page.

Race Results

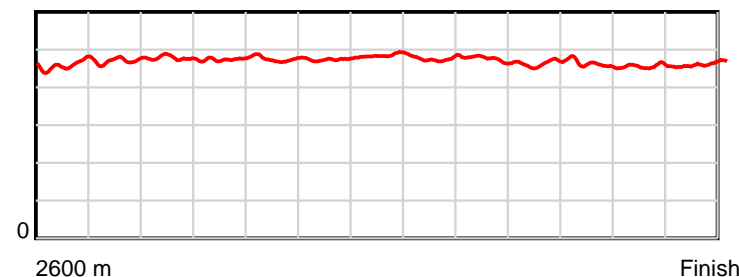
April 19, 2025, Race 9, RICOH 'RACING REWARDS' MOBILE PACE, Distance 2600m, Addington - Survey 3200m

Result	TAB no.	Horse (Barrier)	2200m to	2000m to	1800m to	1600m to	1400m to	1200m to	1000m to	800m to	600m to	400m to	200m to	Total or	Margin
7th	14	Matai Lizzie (14)	2000m	1800m	1600m	1400m	1200m	1000m	800m	600m	400m	200m	WP	Average	
		Position in running (margin)	13(11.8)	13(12.3)	13(11.2)	13(16.0)	13(16.0)	13(13.9)	13(13.4)	13(13.5)	13(10.4)	12(10.6)	12(7.1)		1.30
		Sectional time (s)	15.15	14.50	14.91	15.03	14.98	15.23	15.09	13.98	14.65	14.84	14.78		
		Cumulative time (s)	163.14	147.99	133.49	118.58	103.55	88.57	73.34	58.25	44.27	29.62	14.78	3:12.50	
		Speed (m/s)	13.20	13.79	13.41	13.31	13.35	13.13	13.25	14.31	13.65	13.48	13.53	13.51	
		Stride length (m)	6.30	6.54	6.38	6.31	6.48	6.25	6.29	6.64	6.28	6.15	6.25	6.36	
		Stride duration (s)	0.477	0.474	0.475	0.474	0.485	0.476	0.474	0.464	0.460	0.457	0.462	0.471	
		Stride efficiency (%)	62.03	66.90	63.52	62.20	65.57	60.97	61.79	68.93	61.59	59.15	61.04	63.20	
		Stride count	31.74	30.57	31.37	31.70	30.87	32.02	31.81	30.11	31.86	32.51	32.00	408.84	

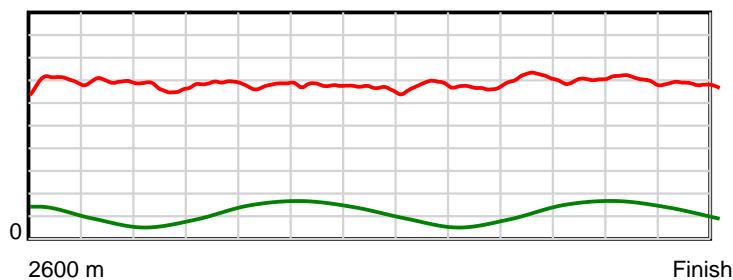
10 m Stride length



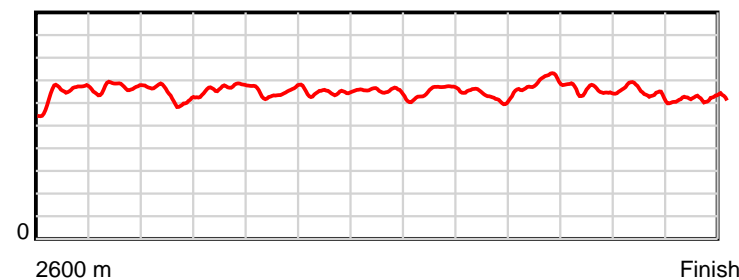
0.6 s Stride duration



20 m/sec Speed



100 % Stride efficiency



Note: Horizontal distance axis grid lines are 200m furlongs.

Disclaimer.

HRNZ and NZMTC and Thoroughbred Ratings Pty Ltd accepts no responsibility for the completeness or accuracy of any of the information contained herein, and makes no representations about its suitability for any particular purpose. Users should make their own judgements about those matters and/or seek independent advice. You assume all risks associated with use of the data provided on this page.



Race Results



April 19, 2025, Race 9, RICOH 'RACING REWARDS' MOBILE PACE, Distance 2600m, Addington - Survey 3200m

Result	TAB no.	Horse (Barrier)	2600 to	2400m to
8th	4	Sofia Rose (4)	2400m	2200m
		Position in running (margin)	-	3(1.6)
		Sectional time (s)	13.31	14.72
		Cumulative time (s)	192.71	179.40
		Speed (m/s)	15.02	13.59
		Stride length (m)	5.99	5.73
		Stride duration (s)	0.396	0.422
		Stride efficiency (%)	56.10	51.29
		Stride count	33.38	34.91

Disclaimer.

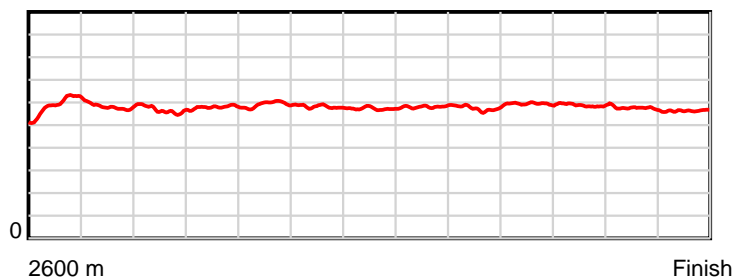
HRNZ and NZMTC and Thoroughbred Ratings Pty Ltd accepts no responsibility for the completeness or accuracy of any of the information contained herein, and makes no representations about its suitability for any particular purpose. Users should make their own judgements about those matters and/or seek independent advice. You assume all risks associated with use of the data provided on this page.

Race Results

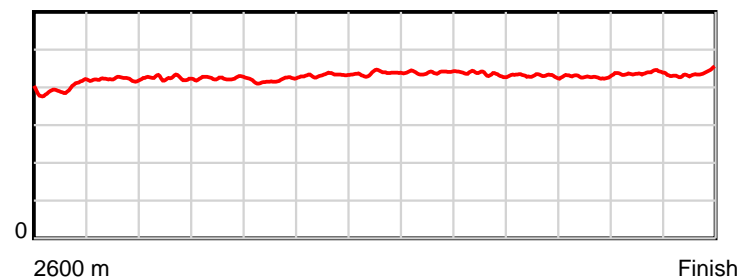
April 19, 2025, Race 9, RICOH 'RACING REWARDS' MOBILE PACE, Distance 2600m, Addington - Survey 3200m

Result	TAB no.	Horse (Barrier)	2200m to	2000m to	1800m to	1600m to	1400m to	1200m to	1000m to	800m to	600m to	400m to	200m to	Total or	Margin
8th	4	Sofia Rose (4)	2000m	1800m	1600m	1400m	1200m	1000m	800m	600m	400m	200m	WP	Average	
		Position in running (margin)	3(3.9)	3(3.1)	5(2.9)	4(3.4)	3(3.8)	5(3.9)	5(3.5)	5(3.5)	5(3.5)	5(3.1)	5(3.4)		2.50
		Sectional time (s)	14.93	14.65	14.18	15.09	15.35	15.26	15.07	14.49	14.55	15.48	15.63		
		Cumulative time (s)	164.68	149.75	135.10	120.92	105.83	90.48	75.22	60.15	45.66	31.11	15.63	3:12.71	
		Speed (m/s)	13.40	13.65	14.10	13.25	13.03	13.11	13.27	13.80	13.75	12.92	12.80	13.49	
		Stride length (m)	5.69	5.79	5.91	5.73	5.70	5.76	5.78	5.94	5.88	5.65	5.60	5.78	
		Stride duration (s)	0.425	0.424	0.419	0.432	0.438	0.439	0.436	0.431	0.428	0.438	0.438	0.428	
		Stride efficiency (%)	50.64	52.38	54.53	51.29	50.77	51.87	52.18	55.19	54.02	49.95	49.01	52.19	
		Stride count	35.13	34.55	33.86	34.91	35.09	34.71	34.61	33.66	34.02	35.37	35.71	449.91	

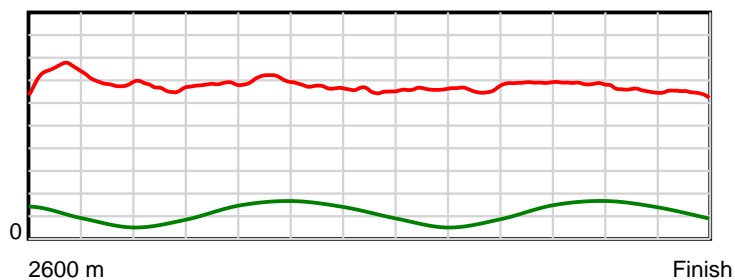
10 m Stride length



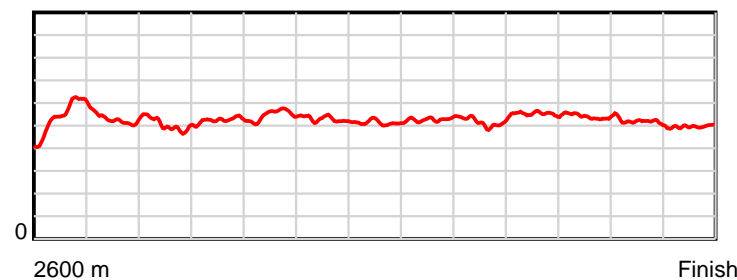
0.6 s Stride duration



20 m/sec Speed



100 % Stride efficiency



Note: Horizontal distance axis grid lines are 200m furlongs.

Disclaimer.

HRNZ and NZMTC and Thoroughbred Ratings Pty Ltd accepts no responsibility for the completeness or accuracy of any of the information contained herein, and makes no representations about its suitability for any particular purpose. Users should make their own judgements about those matters and/or seek independent advice. You assume all risks associated with use of the data provided on this page.



Race Results



April 19, 2025, Race 9, RICOH 'RACING REWARDS' MOBILE PACE, Distance 2600m, Addington - Survey 3200m

Result	TAB no.	Horse (Barrier)	2600 to	2400m to
9th	11	Social Distanc... (11)	2400m	2200m
		Position in running (margin)	-	12(7.7)
		Sectional time (s)	14.40	14.71
		Cumulative time (s)	192.96	178.56
		Speed (m/s)	13.89	13.60
		Stride length (m)	6.74	6.54
		Stride duration (s)	0.465	0.481
		Stride efficiency (%)	70.97	66.76
		Stride count	29.68	30.60

Disclaimer.

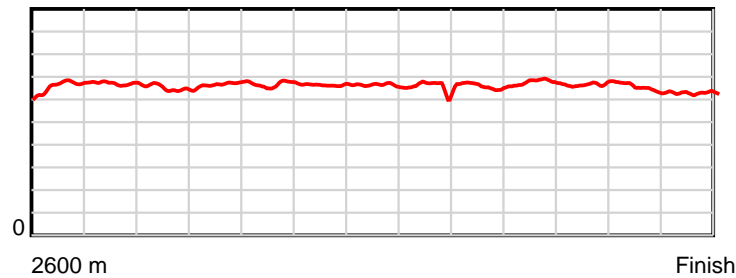
HRNZ and NZMTC and Thoroughbred Ratings Pty Ltd accepts no responsibility for the completeness or accuracy of any of the information contained herein, and makes no representations about its suitability for any particular purpose. Users should make their own judgements about those matters and/or seek independent advice. You assume all risks associated with use of the data provided on this page.

Race Results

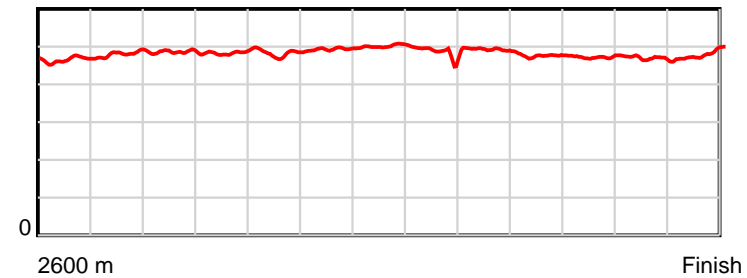
April 19, 2025, Race 9, RICOH 'RACING REWARDS' MOBILE PACE, Distance 2600m, Addington - Survey 3200m

Result	TAB no.	Horse (Barrier)	2200m to	2000m to	1800m to	1600m to	1400m to	1200m to	1000m to	800m to	600m to	400m to	200m to	Total or	Margin
9th	11	Social Distanc... (11)	2000m	1800m	1600m	1400m	1200m	1000m	800m	600m	400m	200m	WP	Average	
		Position in running (margin)	11(10.0)	11(10.3)	11(9.8)	12(13.2)	12(14.0)	12(12.2)	12(11.7)	11(11.4)	10(9.2)	10(7.9)	10(5.8)		3.90
		Sectional time (s)	15.11	14.60	14.68	15.16	15.03	15.23	15.05	14.11	14.41	15.06	15.41		
		Cumulative time (s)	163.85	148.74	134.14	119.46	104.30	89.27	74.04	58.99	44.88	30.47	15.41	3:12.96	
		Speed (m/s)	13.24	13.70	13.62	13.19	13.31	13.13	13.29	14.17	13.88	13.28	12.98	13.47	
		Stride length (m)	6.43	6.63	6.58	6.51	6.68	6.35	6.53	6.74	6.55	6.22	6.25	6.51	
		Stride duration (s)	0.486	0.484	0.483	0.493	0.502	0.484	0.491	0.475	0.472	0.469	0.481	0.484	
		Stride efficiency (%)	64.55	68.62	67.71	66.20	69.73	63.09	66.68	70.97	67.07	60.55	60.97	66.32	
		Stride count	31.12	30.18	30.38	30.73	29.94	31.48	30.62	29.68	30.53	32.13	32.02	399.09	

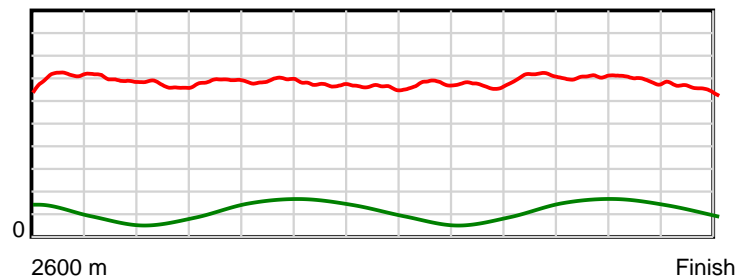
10 m Stride length



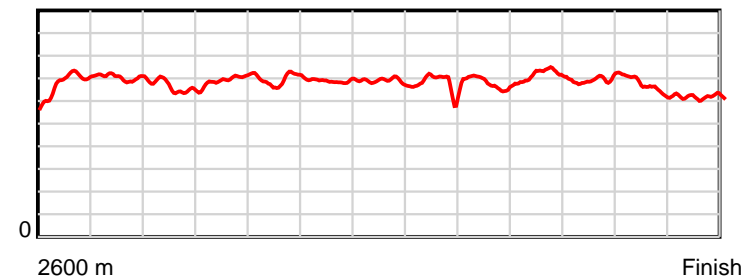
0.6 s Stride duration



20 m/sec Speed



100 % Stride efficiency



Note: Horizontal distance axis grid lines are 200m furlongs.

Disclaimer.

HRNZ and NZMTC and Thoroughbred Ratings Pty Ltd accepts no responsibility for the completeness or accuracy of any of the information contained herein, and makes no representations about its suitability for any particular purpose. Users should make their own judgements about those matters and/or seek independent advice. You assume all risks associated with use of the data provided on this page.



Race Results



April 19, 2025, Race 9, RICOH 'RACING REWARDS' MOBILE PACE, Distance 2600m, Addington - Survey 3200m

Result	TAB no.	Horse (Barrier)	2600 to	2400m to
10th	13	Gem N Em (13)	2400m	2200m
		Position in running (margin)	-	5(3.4)
		Sectional time (s)	13.73	14.67
		Cumulative time (s)	193.34	179.61
		Speed (m/s)	14.56	13.63
		Stride length (m)	6.58	6.27
		Stride duration (s)	0.436	0.460
		Stride efficiency (%)	67.56	61.47
		Stride count	30.42	31.89

Disclaimer.

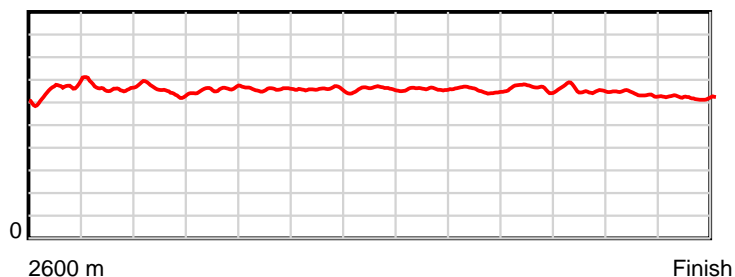
HRNZ and NZMTC and Thoroughbred Ratings Pty Ltd accepts no responsibility for the completeness or accuracy of any of the information contained herein, and makes no representations about its suitability for any particular purpose. Users should make their own judgements about those matters and/or seek independent advice. You assume all risks associated with use of the data provided on this page.

Race Results

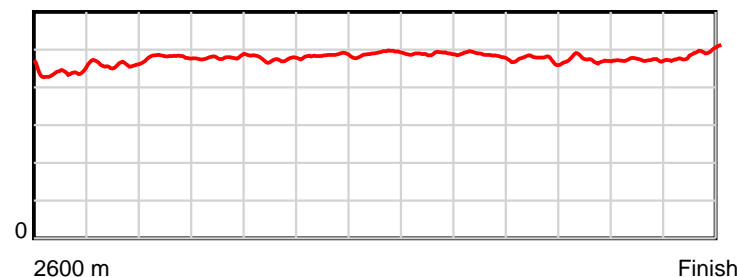
April 19, 2025, Race 9, RICOH 'RACING REWARDS' MOBILE PACE, Distance 2600m, Addington - Survey 3200m

Result	TAB no.	Horse (Barrier)	2200m to	2000m to	1800m to	1600m to	1400m to	1200m to	1000m to	800m to	600m to	400m to	200m to	Total or	Margin
10th	13	Gem N Em (13)	2000m	1800m	1600m	1400m	1200m	1000m	800m	600m	400m	200m	WP	Average	
		Position in running (margin)	4(5.4)	5(5.0)	6(4.7)	6(7.8)	7(8.3)	7(6.4)	7(6.2)	6(5.7)	6(5.0)	7(5.5)	6(4.3)		6.00
		Sectional time (s)	14.99	14.63	14.62	15.11	15.02	15.28	15.00	14.37	14.70	15.22	16.00		
		Cumulative time (s)	164.94	149.95	135.32	120.70	105.59	90.57	75.29	60.29	45.92	31.22	16.00	3:13.34	
		Speed (m/s)	13.34	13.67	13.68	13.24	13.32	13.09	13.33	13.92	13.61	13.14	12.50	13.45	
		Stride length (m)	6.42	6.56	6.49	6.41	6.54	6.39	6.45	6.60	6.45	6.21	6.15	6.42	
		Stride duration (s)	0.481	0.480	0.475	0.485	0.491	0.489	0.484	0.474	0.474	0.472	0.492	0.477	
		Stride efficiency (%)	64.41	67.15	65.84	64.28	66.75	63.90	64.93	68.12	64.94	60.21	59.15	64.43	
		Stride count	31.15	30.51	30.81	31.18	30.60	31.28	31.03	30.29	31.02	32.22	32.51	404.91	

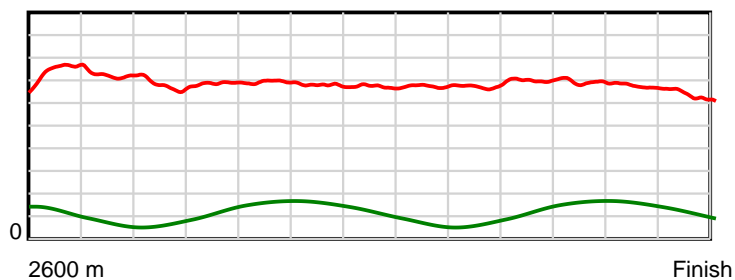
10 m Stride length



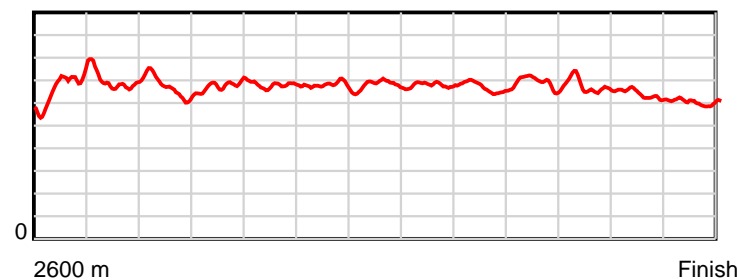
0.6 s Stride duration



20 m/sec Speed



100 % Stride efficiency



Note: Horizontal distance axis grid lines are 200m furlongs.

Disclaimer.

HRNZ and NZMTC and Thoroughbred Ratings Pty Ltd accepts no responsibility for the completeness or accuracy of any of the information contained herein, and makes no representations about its suitability for any particular purpose. Users should make their own judgements about those matters and/or seek independent advice. You assume all risks associated with use of the data provided on this page.



Race Results



April 19, 2025, Race 9, RICOH 'RACING REWARDS' MOBILE PACE, Distance 2600m, Addington - Survey 3200m

Result	TAB no.	Horse (Barrier)	2600 to	2400m to
11th	9	Hi Hopes (9)	2400m	2200m
		Position in running (margin)	-	2(1.4)
		Sectional time (s)	13.27	14.10
		Cumulative time (s)	194.53	181.26
		Speed (m/s)	15.07	14.18
		Stride length (m)	5.91	5.87
		Stride duration (s)	0.389	0.414
		Stride efficiency (%)	54.62	53.91
		Stride count	33.83	34.05

Disclaimer.

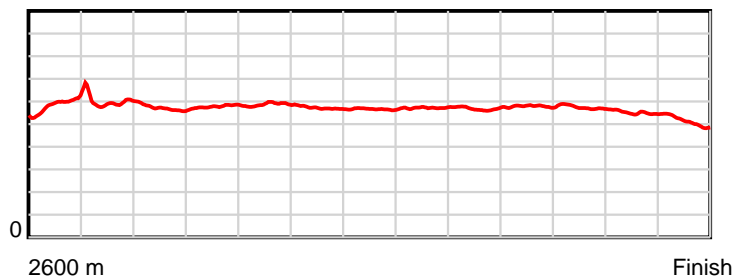
HRNZ and NZMTC and Thoroughbred Ratings Pty Ltd accepts no responsibility for the completeness or accuracy of any of the information contained herein, and makes no representations about its suitability for any particular purpose. Users should make their own judgements about those matters and/or seek independent advice. You assume all risks associated with use of the data provided on this page.

Race Results

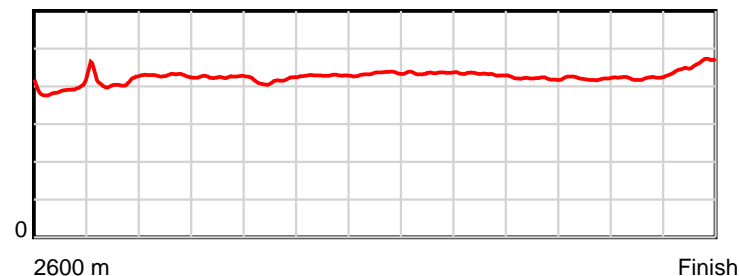
April 19, 2025, Race 9, RICOH 'RACING REWARDS' MOBILE PACE, Distance 2600m, Addington - Survey 3200m

Result	TAB no.	Horse (Barrier)	2200m to	2000m to	1800m to	1600m to	1400m to	1200m to	1000m to	800m to	600m to	400m to	200m to	Total or	Margin
11th	9	Hi Hopes (9)	2000m	1800m	1600m	1400m	1200m	1000m	800m	600m	400m	200m	WP	Average	
		Position in running (margin)	1(0.0)	1(0.0)	1(0.0)	1(0.0)	1(0.0)	1(0.0)	1(0.0)	1(0.0)	1(0.0)	1(0.0)	1(0.0)		12.60
		Sectional time (s)	15.06	14.68	14.10	15.03	15.33	15.32	15.08	14.49	14.61	15.42	18.04		
		Cumulative time (s)	167.16	152.10	137.42	123.32	108.29	92.96	77.64	62.56	48.07	33.46	18.04	3:14.53	
		Speed (m/s)	13.28	13.62	14.18	13.31	13.05	13.05	13.26	13.80	13.69	12.97	11.09	13.37	
		Stride length (m)	5.69	5.79	5.89	5.71	5.66	5.69	5.73	5.81	5.76	5.48	5.07	5.69	
		Stride duration (s)	0.429	0.425	0.416	0.429	0.434	0.436	0.432	0.421	0.421	0.422	0.457	0.426	
		Stride efficiency (%)	50.64	52.34	54.29	50.88	50.07	50.60	51.27	52.68	51.90	46.87	40.10	50.56	
		Stride count	35.13	34.56	33.93	35.05	35.33	35.15	34.92	34.44	34.70	36.52	39.48	457.09	

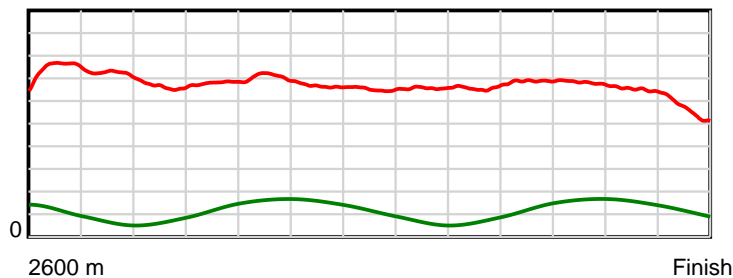
10 m Stride length



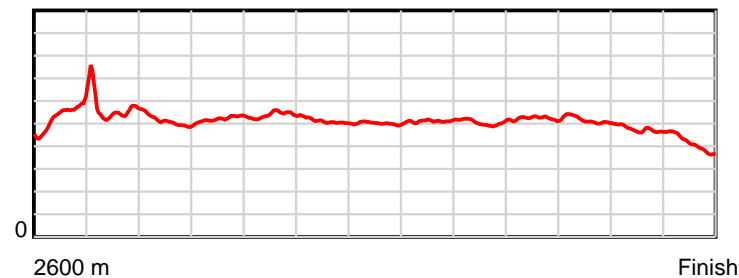
0.6 s Stride duration



20 m/sec Speed



100 % Stride efficiency



Note: Horizontal distance axis grid lines are 200m furlongs.

Disclaimer.

HRNZ and NZMTC and Thoroughbred Ratings Pty Ltd accepts no responsibility for the completeness or accuracy of any of the information contained herein, and makes no representations about its suitability for any particular purpose. Users should make their own judgements about those matters and/or seek independent advice. You assume all risks associated with use of the data provided on this page.



Race Results



April 19, 2025, Race 9, RICOH 'RACING REWARDS' MOBILE PACE, Distance 2600m, Addington - Survey 3200m

Result	TAB no.	Horse (Barrier)	2600 to	2400m to
12th	2	Ann Sophie (2)	2400m	2200m
		Position in running (margin)	-	9(5.5)
		Sectional time (s)	13.97	14.77
		Cumulative time (s)	194.68	180.71
		Speed (m/s)	14.31	13.54
		Stride length (m)	6.32	5.94
		Stride duration (s)	0.436	0.439
		Stride efficiency (%)	62.37	55.22
		Stride count	31.66	33.64

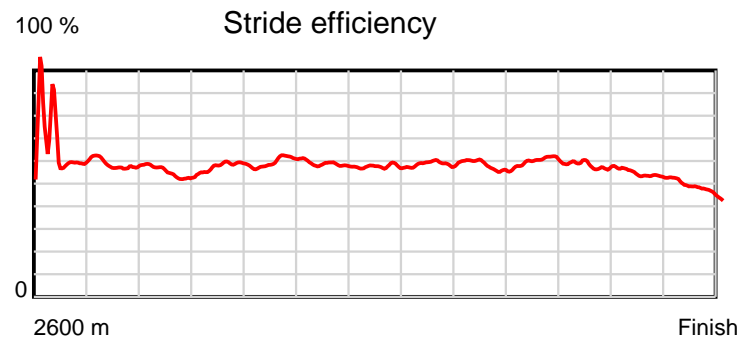
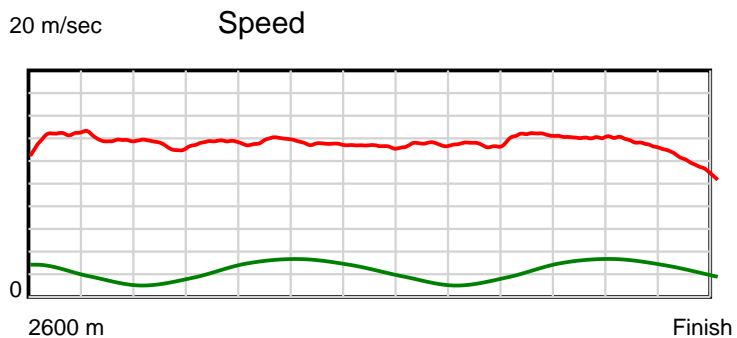
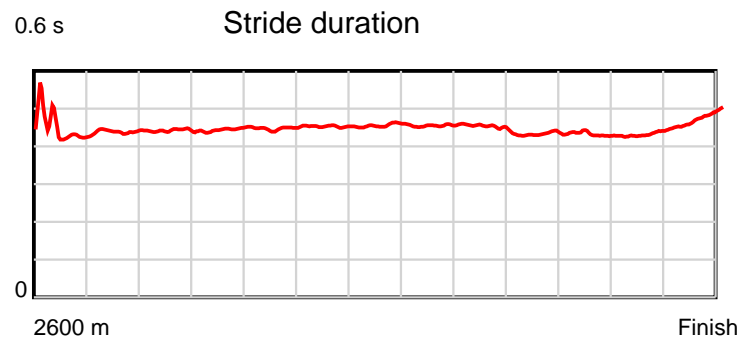
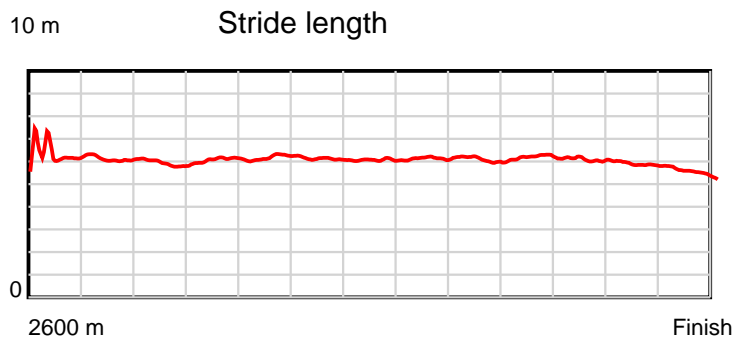
Disclaimer.

HRNZ and NZMTC and Thoroughbred Ratings Pty Ltd accepts no responsibility for the completeness or accuracy of any of the information contained herein, and makes no representations about its suitability for any particular purpose. Users should make their own judgements about those matters and/or seek independent advice. You assume all risks associated with use of the data provided on this page.

Race Results

April 19, 2025, Race 9, RICOH 'RACING REWARDS' MOBILE PACE, Distance 2600m, Addington - Survey 3200m

Result	TAB no.	Horse (Barrier)	2200m to	2000m to	1800m to	1600m to	1400m to	1200m to	1000m to	800m to	600m to	400m to	200m to	Total or	Margin
12th	2	Ann Sophie (2)	2000m	1800m	1600m	1400m	1200m	1000m	800m	600m	400m	200m	WP	Average	
		Position in running (margin)	9(8.1)	9(8.4)	9(7.9)	9(11.2)	11(11.9)	11(10.1)	10(9.6)	10(9.9)	8(6.3)	8(5.7)	7(4.6)		13.50
		Sectional time (s)	15.11	14.59	14.67	15.14	15.03	15.24	15.12	13.90	14.51	15.24	17.39		
		Cumulative time (s)	165.94	150.83	136.24	121.57	106.43	91.40	76.16	61.04	47.14	32.63	17.39	3:14.68	
		Speed (m/s)	13.24	13.71	13.63	13.21	13.31	13.12	13.23	14.39	13.78	13.12	11.50	13.36	
		Stride length (m)	5.85	6.09	6.10	5.99	6.07	5.97	5.97	6.23	5.96	5.70	5.48	5.97	
		Stride duration (s)	0.442	0.444	0.447	0.453	0.456	0.455	0.451	0.433	0.432	0.434	0.477	0.447	
		Stride efficiency (%)	53.45	57.92	58.16	56.03	57.51	55.70	55.69	60.59	55.44	50.70	47.01	55.63	
		Stride count	34.20	32.85	32.78	33.40	32.97	33.50	33.50	32.12	33.58	35.11	36.47	435.78	



Note: Horizontal distance axis grid lines are 200m furlongs.

Disclaimer.

HRNZ and NZMTC and Thoroughbred Ratings Pty Ltd accepts no responsibility for the completeness or accuracy of any of the information contained herein, and makes no representations about its suitability for any particular purpose. Users should make their own judgements about those matters and/or seek independent advice. You assume all risks associated with use of the data provided on this page.



Race Results



April 19, 2025, Race 9, RICOH 'RACING REWARDS' MOBILE PACE, Distance 2600m, Addington - Survey 3200m

Result	TAB no.	Horse (Barrier)	2600 to	2400m to
13th	1	Seaside Pond (1)	2400m	2200m
		Position in running (margin)	-	4(3.2)
		Sectional time (s)	13.52	14.77
		Cumulative time (s)	206.11	192.59
		Speed (m/s)	14.79	13.54
		Stride length (m)	6.18	6.02
		Stride duration (s)	0.414	0.445
		Stride efficiency (%)	59.64	56.59
		Stride count	32.37	33.23

Disclaimer.

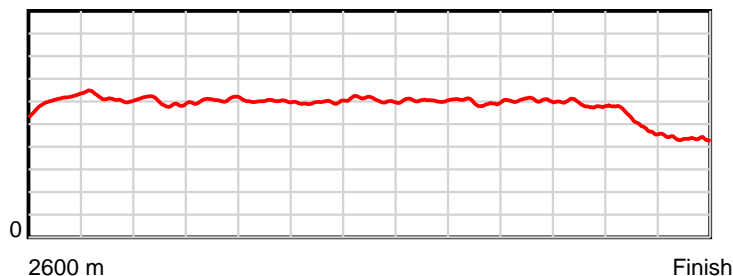
HRNZ and NZMTC and Thoroughbred Ratings Pty Ltd accepts no responsibility for the completeness or accuracy of any of the information contained herein, and makes no representations about its suitability for any particular purpose. Users should make their own judgements about those matters and/or seek independent advice. You assume all risks associated with use of the data provided on this page.

Race Results

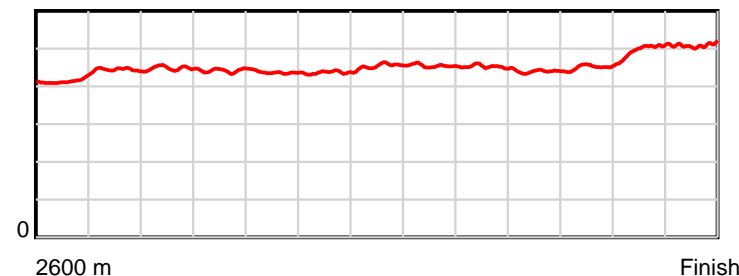
April 19, 2025, Race 9, RICOH 'RACING REWARDS' MOBILE PACE, Distance 2600m, Addington - Survey 3200m

Result	TAB no.	Horse (Barrier)	2200m to	2000m to	1800m to	1600m to	1400m to	1200m to	1000m to	800m to	600m to	400m to	200m to	Total or	Margin
13th	1	Seaside Pond (1)	2000m	1800m	1600m	1400m	1200m	1000m	800m	600m	400m	200m	WP	Average	
		Position in running (margin)	5(5.8)	7(6.2)	8(6.0)	7(8.3)	6(6.5)	6(5.1)	6(5.5)	7(6.2)	9(7.4)	13(11.3)	13(37.0)		77.00
		Sectional time (s)	15.12	14.66	14.48	14.74	15.09	15.38	15.21	14.69	15.25	19.71	23.49		
		Cumulative time (s)	177.82	162.70	148.04	133.56	118.82	103.73	88.35	73.14	58.45	43.20	23.49	3:26.11	
		Speed (m/s)	13.23	13.64	13.81	13.57	13.25	13.00	13.15	13.61	13.11	10.15	8.51	12.61	
		Stride length (m)	5.93	6.03	6.04	5.92	6.01	5.91	5.95	5.99	5.91	5.05	4.34	5.74	
		Stride duration (s)	0.448	0.442	0.437	0.436	0.454	0.455	0.452	0.440	0.451	0.497	0.509	0.455	
		Stride efficiency (%)	54.92	56.84	57.04	54.77	56.52	54.61	55.30	55.99	54.62	39.79	29.38	51.45	
		Stride count	33.74	33.16	33.10	33.78	33.26	33.83	33.62	33.41	33.83	39.64	46.13	453.10	

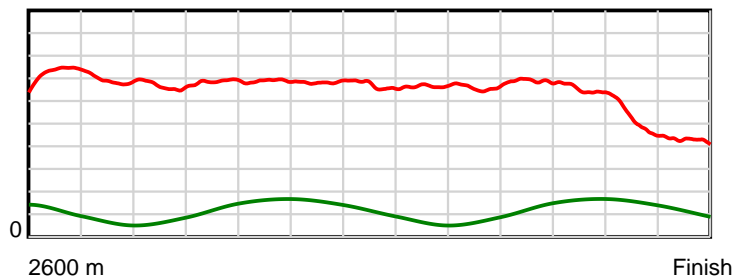
10 m Stride length



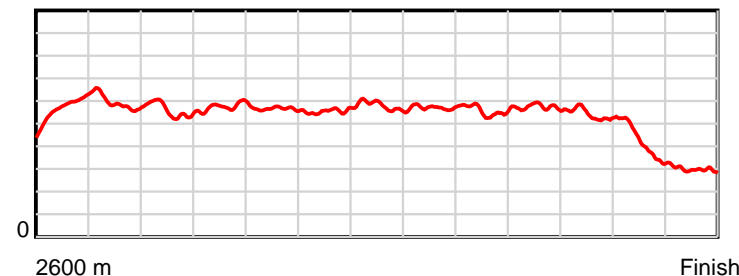
0.6 s Stride duration



20 m/sec Speed



100 % Stride efficiency



Note: Horizontal distance axis grid lines are 200m furlongs.

Disclaimer.

HRNZ and NZMTC and Thoroughbred Ratings Pty Ltd accepts no responsibility for the completeness or accuracy of any of the information contained herein, and makes no representations about its suitability for any particular purpose. Users should make their own judgements about those matters and/or seek independent advice. You assume all risks associated with use of the data provided on this page.



Race Results



April 19, 2025, Race 9, RICOH 'RACING REWARDS' MOBILE PACE, Distance 2600m, Addington - Survey 3200m

Result	TAB no.	Horse (Barrier)	2600 to	2400m to
14th	10	Tasi Ahnau (10)	2400m	2200m
		Position in running (margin)	-	10(6.6)
		Sectional time (s)	14.06	14.63
		Cumulative time (s)	220.37	206.31
		Speed (m/s)	14.22	13.67
		Stride length (m)	6.52	6.57
		Stride duration (s)	0.443	0.481
		Stride efficiency (%)	66.38	67.52
		Stride count	30.69	30.43

Disclaimer.

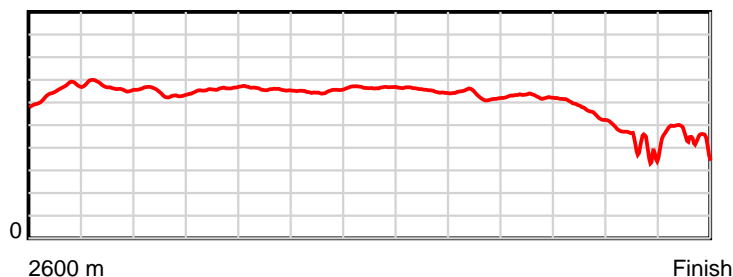
HRNZ and NZMTC and Thoroughbred Ratings Pty Ltd accepts no responsibility for the completeness or accuracy of any of the information contained herein, and makes no representations about its suitability for any particular purpose. Users should make their own judgements about those matters and/or seek independent advice. You assume all risks associated with use of the data provided on this page.

Race Results

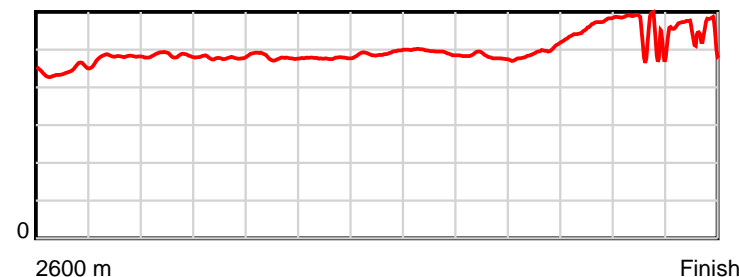
April 19, 2025, Race 9, RICOH 'RACING REWARDS' MOBILE PACE, Distance 2600m, Addington - Survey 3200m

Result	TAB no.	Horse (Barrier)	2200m to	2000m to	1800m to	1600m to	1400m to	1200m to	1000m to	800m to	600m to	400m to	200m to	Total or	Margin
14th	10	Tasi Ahnau (10)	2000m	1800m	1600m	1400m	1200m	1000m	800m	600m	400m	200m	WP	Average	
		Position in running (margin)	10(8.4)	10(8.6)	10(8.2)	10(11.7)	9(10.1)	8(7.8)	9(8.5)	9(9.5)	14(18.0)	14(51.1)	14(115.0)		156.20
		Sectional time (s)	15.09	14.61	14.69	14.78	14.94	15.45	15.24	15.91	20.12	26.07	24.78		
		Cumulative time (s)	191.68	176.59	161.98	147.29	132.51	117.57	102.12	86.88	70.97	50.85	24.78	3:40.37	
		Speed (m/s)	13.25	13.69	13.61	13.53	13.39	12.94	13.12	12.57	9.94	7.67	8.07	11.80	
		Stride length (m)	6.43	6.55	6.55	6.46	6.58	6.40	6.31	6.22	5.59	4.13	4.30	5.90	
		Stride duration (s)	0.485	0.479	0.481	0.477	0.491	0.495	0.481	0.495	0.562	0.538	0.533	0.500	
		Stride efficiency (%)	64.57	67.06	66.97	65.19	67.57	64.06	62.31	60.40	48.82	26.62	28.88	54.43	
		Stride count	31.11	30.53	30.55	30.97	30.42	31.24	31.67	32.17	35.78	48.45	46.53	440.54	

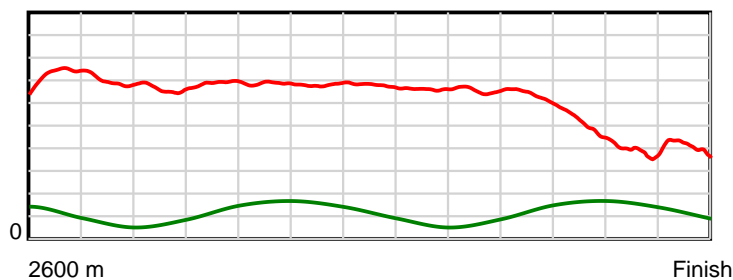
10 m Stride length



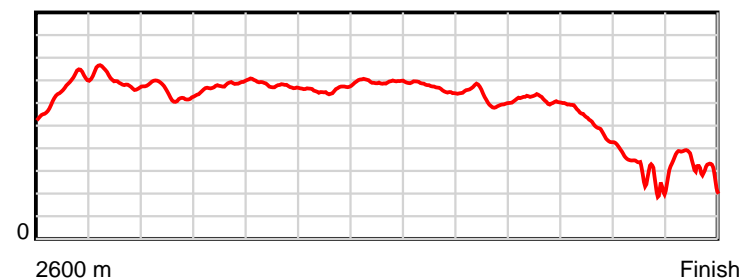
0.6 s Stride duration



20 m/sec Speed



100 % Stride efficiency



Note: Horizontal distance axis grid lines are 200m furlongs.

Disclaimer.

HRNZ and NZMTC and Thoroughbred Ratings Pty Ltd accepts no responsibility for the completeness or accuracy of any of the information contained herein, and makes no representations about its suitability for any particular purpose. Users should make their own judgements about those matters and/or seek independent advice. You assume all risks associated with use of the data provided on this page.