



Race Results

NZ Metropolitan Trotting Club Inc, HRNZ, April 30, 2025

Compilation date: April 30, 2025, 5:19:52 PM (NZST)

Copyright © 2025 HRNZ and NZMTC. All rights reserved.

Trademarks.

StrideMASTER is a registered trademark of Thoroughbred Ratings Pty Ltd.

Disclaimer.

HRNZ and NZMTC and Thoroughbred Ratings Pty Ltd accepts no responsibility for the completeness or accuracy of any of the information contained herein, and makes no representations about its suitability for any particular purpose. Users should make their own judgements about those matters and/or seek independent advice. You assume all risks associated with use of the data provided on this page.



Race Results



April 30, 2025, Race 2, MID-WINTER CHRISTMAS ON SALE NOW TROT, Distance 2600m, Addington - Survey 3200m

Result	TAB no.	Horse (Barrier)	2600 to	2400m to
1st	5	Big Al (6)	2400m	2200m
		Position in running (margin)	-	1(0.0)
		Sectional time (s)	17.36	17.02
		Cumulative time (s)	217.21	199.85
		Speed (m/s)	11.52	11.75
		Stride length (m)	5.56	5.78
		Stride duration (s)	0.479	0.492
		Stride efficiency (%)	48.34	52.22
		Stride count	35.96	34.60

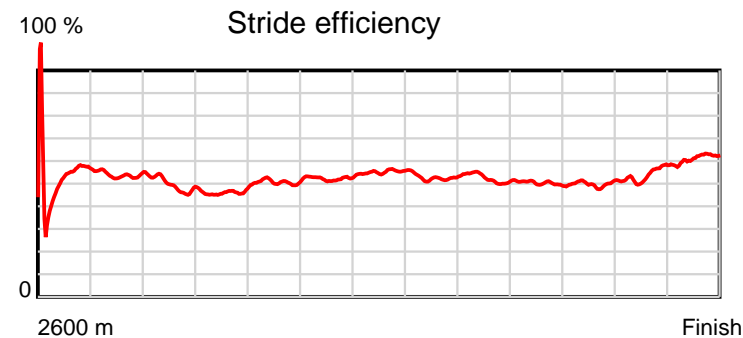
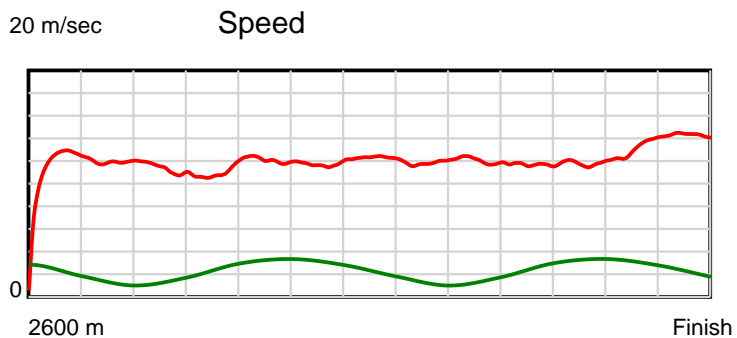
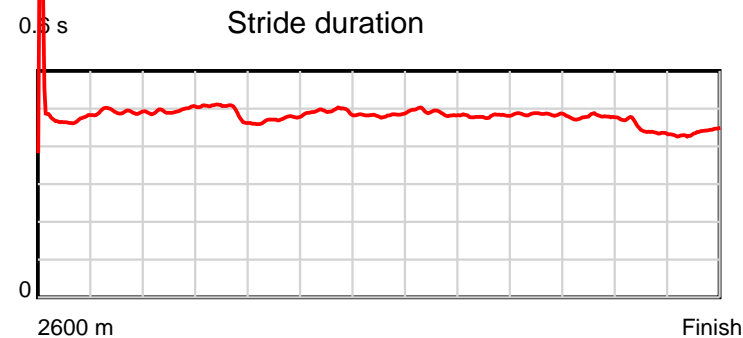
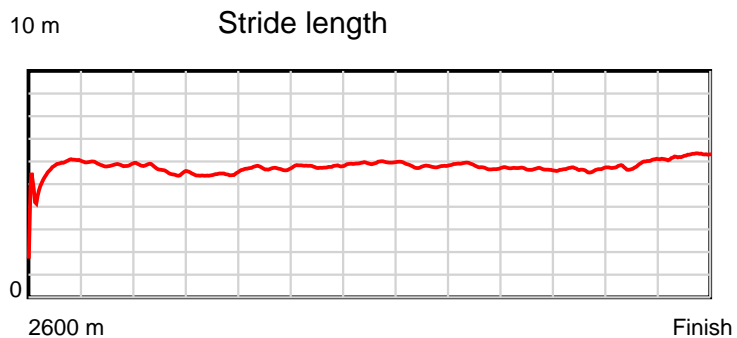
Disclaimer.

HRNZ and NZMTC and Thoroughbred Ratings Pty Ltd accepts no responsibility for the completeness or accuracy of any of the information contained herein, and makes no representations about its suitability for any particular purpose. Users should make their own judgements about those matters and/or seek independent advice. You assume all risks associated with use of the data provided on this page.

Race Results

April 30, 2025, Race 2, MID-WINTER CHRISTMAS ON SALE NOW TROT, Distance 2600m, Addington - Survey 3200m

Result	TAB no.	Horse (Barrier)	2200m to	2000m to	1800m to	1600m to	1400m to	1200m to	1000m to	800m to	600m to	400m to	200m to	Total or	Margin
1st	5	Big Al (6)	2000m	1800m	1600m	1400m	1200m	1000m	800m	600m	400m	200m	WP	Average	
		Position in running (margin)	1(0.0)	1(0.0)	1(0.0)	2(2.1)	2(2.3)	2(2.5)	2(2.2)	3(1.8)	3(2.1)	2(2.5)	1(0.0)		0.00
		Sectional time (s)	17.99	18.32	16.50	16.78	16.31	16.93	16.91	17.22	16.79	15.03	14.05		
		Cumulative time (s)	182.83	164.84	146.52	130.02	113.24	96.93	80.00	63.09	45.87	29.08	14.05	3:37.21	
		Speed (m/s)	11.12	10.92	12.12	11.92	12.26	11.81	11.83	11.61	11.91	13.31	14.23	11.97	
		Stride length (m)	5.51	5.41	5.72	5.88	5.93	5.79	5.68	5.64	5.69	5.96	6.22	5.74	
		Stride duration (s)	0.495	0.495	0.472	0.493	0.483	0.490	0.481	0.485	0.478	0.448	0.437	0.480	
		Stride efficiency (%)	47.39	45.67	51.13	53.99	54.90	52.34	50.47	49.63	50.67	55.55	60.55	51.56	
		Stride count	36.32	36.99	34.96	34.03	33.74	34.56	35.19	35.49	35.12	33.55	32.13	452.64	



Note: Horizontal distance axis grid lines are 200m furlongs.

Disclaimer.

HRNZ and NZMTC and Thoroughbred Ratings Pty Ltd accepts no responsibility for the completeness or accuracy of any of the information contained herein, and makes no representations about its suitability for any particular purpose. Users should make their own judgements about those matters and/or seek independent advice. You assume all risks associated with use of the data provided on this page.



Race Results



April 30, 2025, Race 2, MID-WINTER CHRISTMAS ON SALE NOW TROT, Distance 2600m, Addington - Survey 3200m

Result	TAB no.	Horse (Barrier)	2600 to	2400m to
2nd	7	Kamilla (0)	2400m	2200m
		Position in running (margin)	-	7(10.2)
		Sectional time (s)	19.20	17.49
		Cumulative time (s)	217.38	198.18
		Speed (m/s)	10.42	11.44
		Stride length (m)	26.61	7.25
		Stride duration (s)	2.316	0.634
		Stride efficiency (%)	1106.43	82.10
		Stride count	7.52	27.59

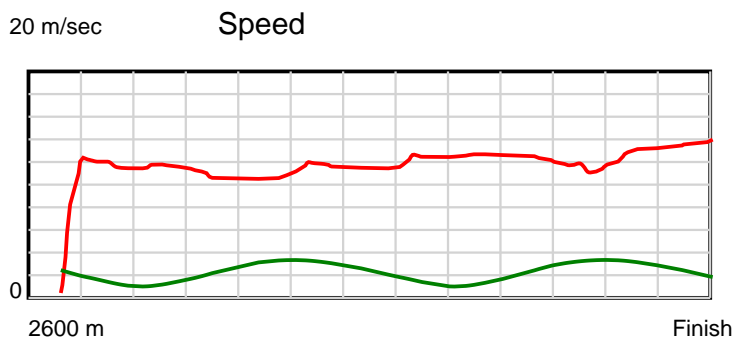
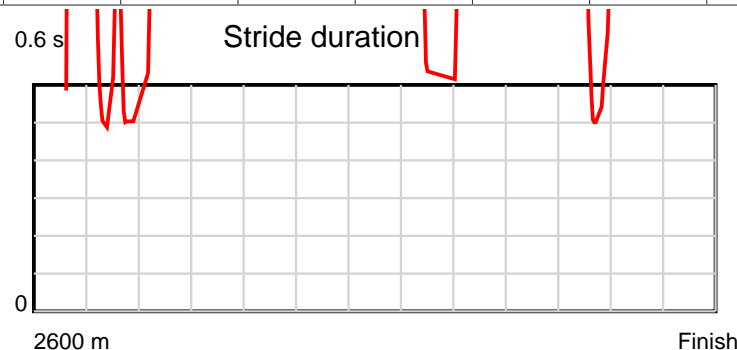
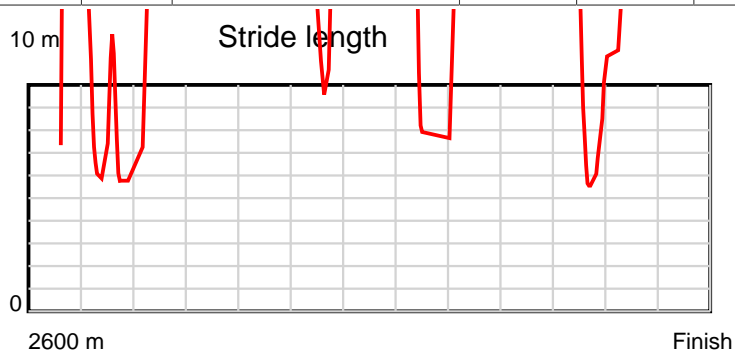
Disclaimer.

HRNZ and NZMTC and Thoroughbred Ratings Pty Ltd accepts no responsibility for the completeness or accuracy of any of the information contained herein, and makes no representations about its suitability for any particular purpose. Users should make their own judgements about those matters and/or seek independent advice. You assume all risks associated with use of the data provided on this page.

Race Results

April 30, 2025, Race 2, MID-WINTER CHRISTMAS ON SALE NOW TROT, Distance 2600m, Addington - Survey 3200m

Result	TAB no.	Horse (Barrier)	2200m to	2000m to	1800m to	1600m to	1400m to	1200m to	1000m to	800m to	600m to	400m to	200m to	Total or	Margin
2nd	7	Kamilla (0)	2000m	1800m	1600m	1400m	1200m	1000m	800m	600m	400m	200m	WP	Average	
		Position in running (margin)	6(13.0)	6(12.9)	6(10.8)	6(11.8)	6(12.0)	6(9.2)	5(5.0)	4(3.0)	4(3.2)	3(4.8)	2(0.4)		0.90
		Sectional time (s)	17.97	17.96	16.33	16.77	15.80	16.29	16.63	17.20	16.99	14.71	14.04		
		Cumulative time (s)	180.69	162.72	144.76	128.43	111.66	95.86	79.57	62.94	45.74	28.75	14.04	3:37.38	
		Speed (m/s)	11.13	11.14	12.25	11.93	12.66	12.28	12.03	11.63	11.77	13.60	14.25	11.96	
		Stride length (m)	13.45	13.23	28.15	9.76	18.27	7.47	23.93	32.58	7.65	9.96	11.89	12.50	
		Stride duration (s)	1.209	1.188	2.298	0.819	1.444	0.609	1.990	2.803	0.650	0.732	0.834	1.045	
		Stride efficiency (%)	282.90	273.68	1238.51	148.93	521.59	87.30	894.77	1658.77	91.39	154.95	220.77	244.28	
		Stride count	14.86	15.11	7.10	20.49	10.95	26.76	8.36	6.14	26.15	20.09	16.83	207.95	



Note: Horizontal distance axis grid lines are 200m furlongs.

Disclaimer.

HRNZ and NZMTC and Thoroughbred Ratings Pty Ltd accepts no responsibility for the completeness or accuracy of any of the information contained herein, and makes no representations about its suitability for any particular purpose. Users should make their own judgements about those matters and/or seek independent advice. You assume all risks associated with use of the data provided on this page.



Race Results



April 30, 2025, Race 2, MID-WINTER CHRISTMAS ON SALE NOW TROT, Distance 2600m, Addington - Survey 3200m

Result	TAB no.	Horse (Barrier)	2600 to	2400m to
3rd	3	Stuarts Buller... (4)	2400m	2200m
		Position in running (margin)	-	4(5.5)
		Sectional time (s)	18.53	16.88
		Cumulative time (s)	217.67	199.14
		Speed (m/s)	10.80	11.85
		Stride length (m)	5.66	5.77
		Stride duration (s)	0.505	0.487
		Stride efficiency (%)	50.04	51.95
		Stride count	35.34	34.69

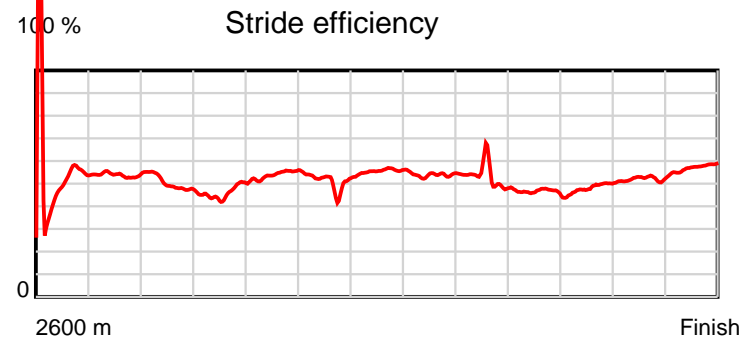
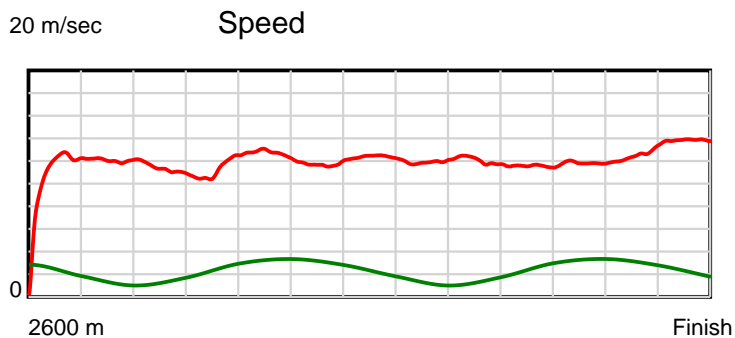
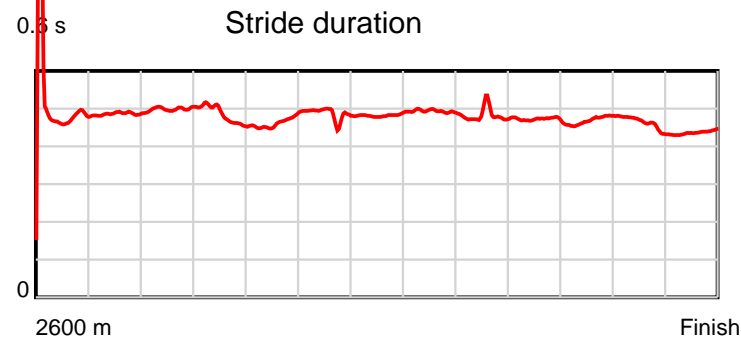
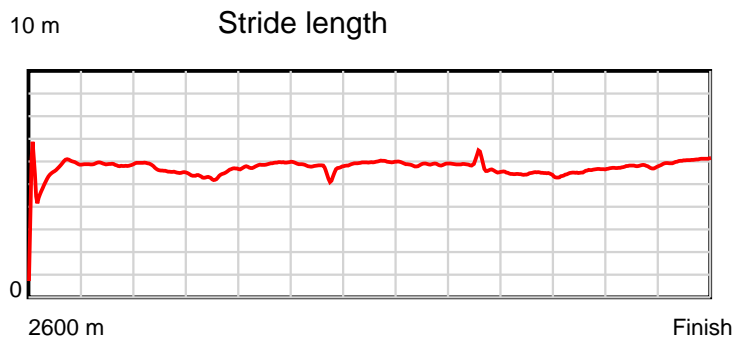
Disclaimer.

HRNZ and NZMTC and Thoroughbred Ratings Pty Ltd accepts no responsibility for the completeness or accuracy of any of the information contained herein, and makes no representations about its suitability for any particular purpose. Users should make their own judgements about those matters and/or seek independent advice. You assume all risks associated with use of the data provided on this page.

Race Results

April 30, 2025, Race 2, MID-WINTER CHRISTMAS ON SALE NOW TROT, Distance 2600m, Addington - Survey 3200m

Result	TAB no.	Horse (Barrier)	2200m to	2000m to	1800m to	1600m to	1400m to	1200m to	1000m to	800m to	600m to	400m to	200m to	Total or	Margin
3rd	3	Stuarts Buller... (4)	2000m	1800m	1600m	1400m	1200m	1000m	800m	600m	400m	200m	WP	Average	
		Position in running (margin)	3(4.7)	3(5.8)	2(1.1)	1(0.0)	1(0.0)	1(0.0)	1(0.0)	1(0.0)	1(0.0)	1(0.0)	3(0.6)		2.50
		Sectional time (s)	18.18	17.53	15.97	16.74	16.27	16.98	16.97	17.18	16.71	15.56	14.17		
		Cumulative time (s)	182.26	164.08	146.55	130.58	113.84	97.57	80.59	63.62	46.44	29.73	14.17	3:37.67	
		Speed (m/s)	11.00	11.41	12.52	11.95	12.29	11.78	11.79	11.64	11.97	12.85	14.11	11.94	
		Stride length (m)	5.49	5.50	5.82	5.78	5.93	5.81	5.65	5.49	5.62	5.92	6.17	5.73	
		Stride duration (s)	0.499	0.482	0.465	0.484	0.482	0.493	0.480	0.471	0.469	0.460	0.437	0.480	
		Stride efficiency (%)	47.15	47.28	52.95	52.22	54.97	52.69	49.95	47.02	49.30	54.70	59.51	51.35	
		Stride count	36.41	36.36	34.36	34.60	33.72	34.44	35.37	36.46	35.61	33.80	32.41	453.57	



Note: Horizontal distance axis grid lines are 200m furlongs.

Disclaimer.

HRNZ and NZMTC and Thoroughbred Ratings Pty Ltd accepts no responsibility for the completeness or accuracy of any of the information contained herein, and makes no representations about its suitability for any particular purpose. Users should make their own judgements about those matters and/or seek independent advice. You assume all risks associated with use of the data provided on this page.



Race Results



April 30, 2025, Race 2, MID-WINTER CHRISTMAS ON SALE NOW TROT, Distance 2600m, Addington - Survey 3200m

Result	TAB no.	Horse (Barrier)	2600 to	2400m to
4th	1	Trouble Pat (2)	2400m	2200m
		Position in running (margin)	-	6(8.0)
		Sectional time (s)	18.68	16.86
		Cumulative time (s)	217.78	199.10
		Speed (m/s)	10.71	11.86
		Stride length (m)	5.45	5.68
		Stride duration (s)	0.481	0.479
		Stride efficiency (%)	46.38	50.39
		Stride count	36.71	35.22

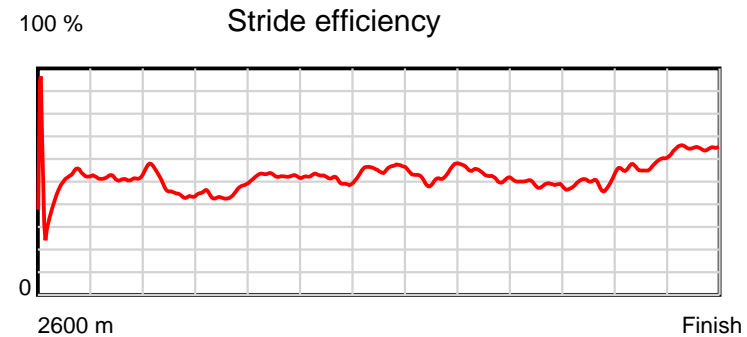
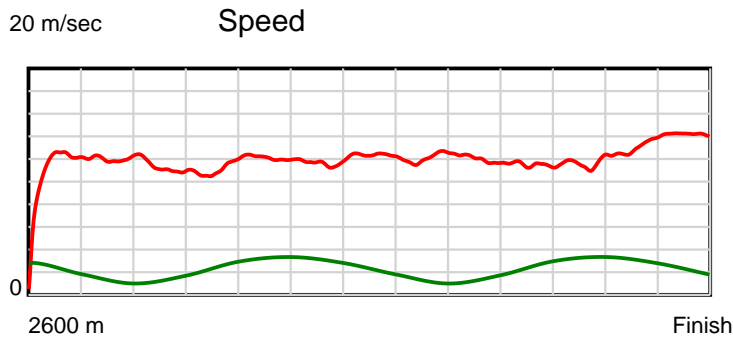
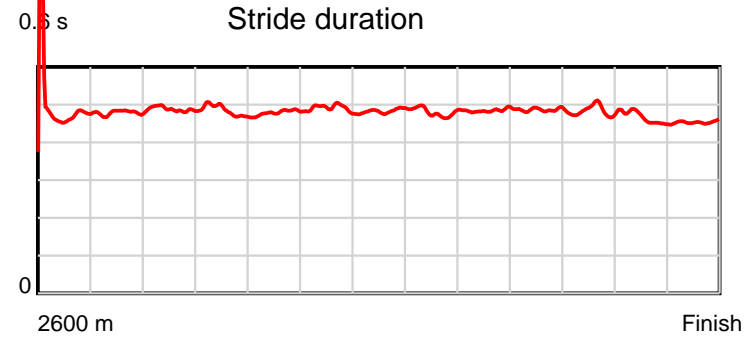
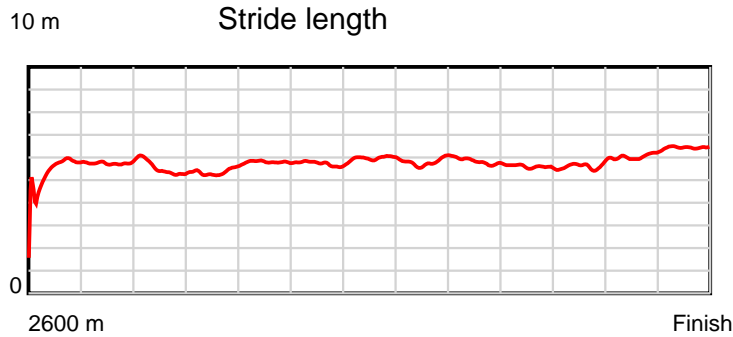
Disclaimer.

HRNZ and NZMTC and Thoroughbred Ratings Pty Ltd accepts no responsibility for the completeness or accuracy of any of the information contained herein, and makes no representations about its suitability for any particular purpose. Users should make their own judgements about those matters and/or seek independent advice. You assume all risks associated with use of the data provided on this page.

Race Results

April 30, 2025, Race 2, MID-WINTER CHRISTMAS ON SALE NOW TROT, Distance 2600m, Addington - Survey 3200m

Result	TAB no.	Horse (Barrier)	2200m to	2000m to	1800m to	1600m to	1400m to	1200m to	1000m to	800m to	600m to	400m to	200m to	Total or	Margin
4th	1	Trouble Pat (2)	2000m	1800m	1600m	1400m	1200m	1000m	800m	600m	400m	200m	WP	Average	
		Position in running (margin)	4(7.0)	4(8.3)	4(5.7)	4(6.9)	4(6.5)	4(6.3)	4(4.7)	5(4.7)	5(4.9)	4(4.9)	4(2.2)		3.20
		Sectional time (s)	18.20	17.89	16.35	16.69	16.23	16.71	16.98	17.21	16.71	15.00	14.27		
		Cumulative time (s)	182.24	164.04	146.15	129.80	113.11	96.88	80.17	63.19	45.98	29.27	14.27	3:37.78	
		Speed (m/s)	10.99	11.18	12.23	11.98	12.32	11.97	11.78	11.62	11.97	13.33	14.02	11.94	
		Stride length (m)	5.36	5.41	5.87	5.88	5.95	5.75	5.71	5.65	5.79	6.19	6.38	5.76	
		Stride duration (s)	0.488	0.484	0.480	0.491	0.483	0.480	0.485	0.486	0.484	0.464	0.455	0.483	
		Stride efficiency (%)	44.94	45.74	53.83	54.10	55.39	51.65	50.90	49.88	52.41	59.83	63.53	51.86	
		Stride count	37.29	36.97	34.08	33.99	33.59	34.79	35.04	35.40	34.54	32.32	31.37	451.31	



Note: Horizontal distance axis grid lines are 200m furlongs.

Disclaimer.

HRNZ and NZMTC and Thoroughbred Ratings Pty Ltd accepts no responsibility for the completeness or accuracy of any of the information contained herein, and makes no representations about its suitability for any particular purpose. Users should make their own judgements about those matters and/or seek independent advice. You assume all risks associated with use of the data provided on this page.



Race Results



April 30, 2025, Race 2, MID-WINTER CHRISTMAS ON SALE NOW TROT, Distance 2600m, Addington - Survey 3200m

Result	TAB no.	Horse (Barrier)	2600 to	2400m to
5th	4	Brightman (5)	2400m	2200m
		Position in running (margin)	-	3(4.7)
		Sectional time (s)	18.23	20.09
		Cumulative time (s)	218.03	199.80
		Speed (m/s)	10.97	9.96
		Stride length (m)	5.56	4.92
		Stride duration (s)	0.497	0.494
		Stride efficiency (%)	48.30	37.85
		Stride count	35.97	40.64

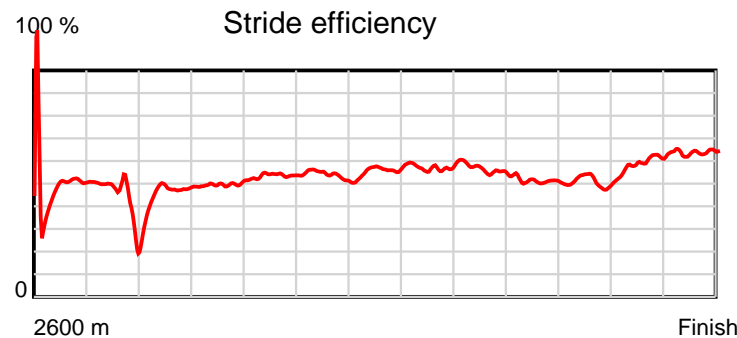
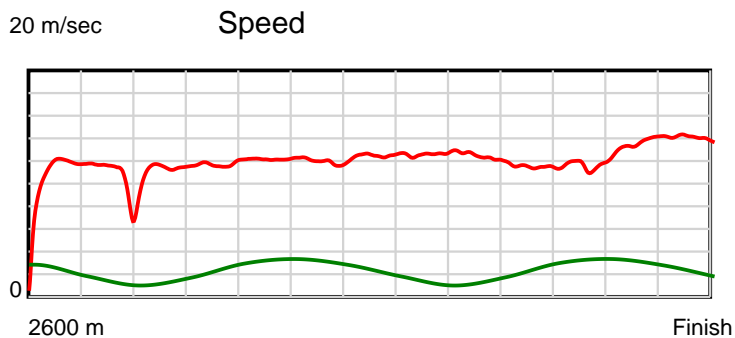
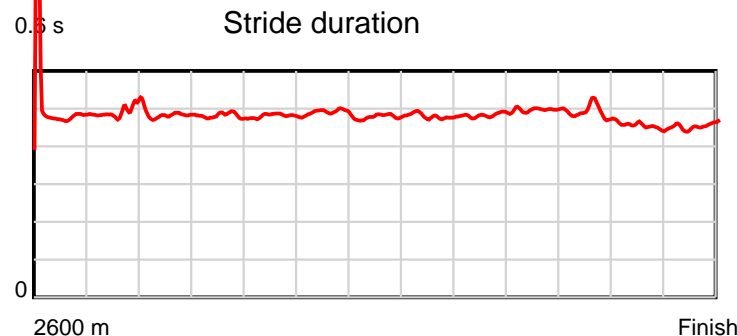
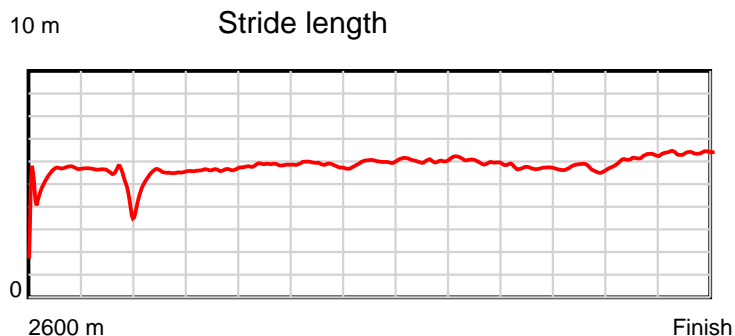
Disclaimer.

HRNZ and NZMTC and Thoroughbred Ratings Pty Ltd accepts no responsibility for the completeness or accuracy of any of the information contained herein, and makes no representations about its suitability for any particular purpose. Users should make their own judgements about those matters and/or seek independent advice. You assume all risks associated with use of the data provided on this page.

Race Results

April 30, 2025, Race 2, MID-WINTER CHRISTMAS ON SALE NOW TROT, Distance 2600m, Addington - Survey 3200m

Result	TAB no.	Horse (Barrier)	2200m to	2000m to	1800m to	1600m to	1400m to	1200m to	1000m to	800m to	600m to	400m to	200m to	Total or	Margin
5th	4	Brightman (5)	2000m	1800m	1600m	1400m	1200m	1000m	800m	600m	400m	200m	WP	Average	
		Position in running (margin)	7(23.1)	7(23.8)	7(14.8)	7(16.1)	7(14.5)	7(11.5)	7(6.9)	6(5.4)	6(5.4)	6(9.0)	5(3.4)		4.50
		Sectional time (s)	18.10	16.81	16.37	16.48	15.77	16.21	16.73	17.17	17.31	14.54	14.22		
		Cumulative time (s)	179.71	161.61	144.80	128.43	111.95	96.18	79.97	63.24	46.07	28.76	14.22	3:38.03	
		Speed (m/s)	11.05	11.90	12.22	12.14	12.68	12.34	11.95	11.65	11.55	13.76	14.06	11.93	
		Stride length (m)	5.32	5.72	5.88	5.96	6.06	5.92	5.78	5.80	5.63	6.23	6.44	5.76	
		Stride duration (s)	0.482	0.481	0.481	0.491	0.478	0.480	0.484	0.498	0.487	0.453	0.458	0.483	
		Stride efficiency (%)	44.30	51.09	53.96	55.47	57.45	54.78	52.25	52.58	49.50	60.57	64.79	51.86	
		Stride count	37.56	34.98	34.03	33.57	32.99	33.78	34.59	34.48	35.54	32.12	31.06	451.31	



Note: Horizontal distance axis grid lines are 200m furlongs.

Disclaimer.

HRNZ and NZMTC and Thoroughbred Ratings Pty Ltd accepts no responsibility for the completeness or accuracy of any of the information contained herein, and makes no representations about its suitability for any particular purpose. Users should make their own judgements about those matters and/or seek independent advice. You assume all risks associated with use of the data provided on this page.



Race Results



April 30, 2025, Race 2, MID-WINTER CHRISTMAS ON SALE NOW TROT, Distance 2600m, Addington - Survey 3200m

Result	TAB no.	Horse (Barrier)	2600 to	2400m to
6th	8	Star Invasion (1)	2400m	2200m
		Position in running (margin)	-	5(7.8)
		Sectional time (s)	18.80	17.42
		Cumulative time (s)	218.39	199.59
		Speed (m/s)	10.64	11.48
		Stride length (m)	40.20	7.20
		Stride duration (s)	3.481	0.627
		Stride efficiency (%)	2525.34	80.91
		Stride count	4.98	27.80

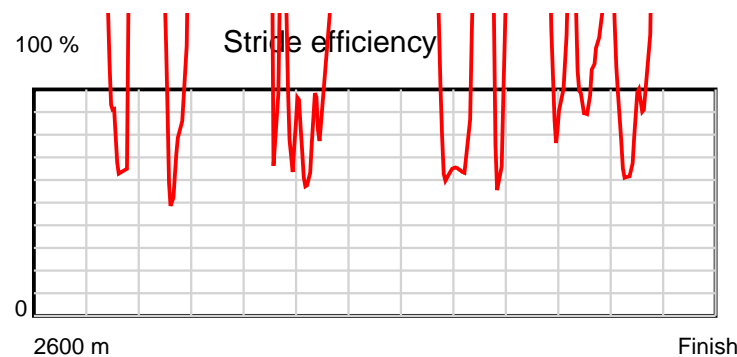
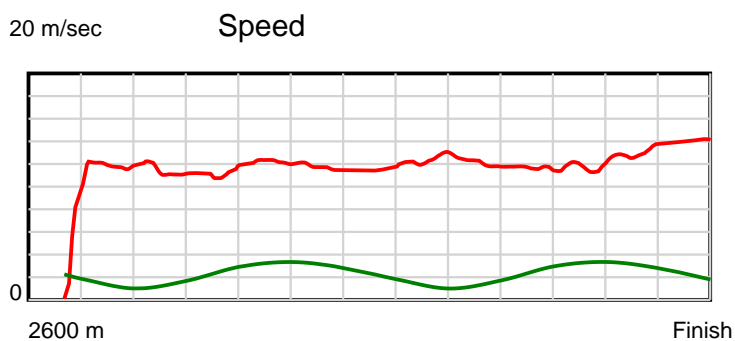
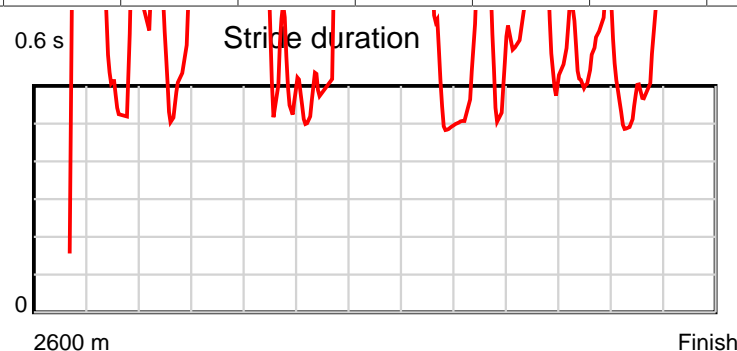
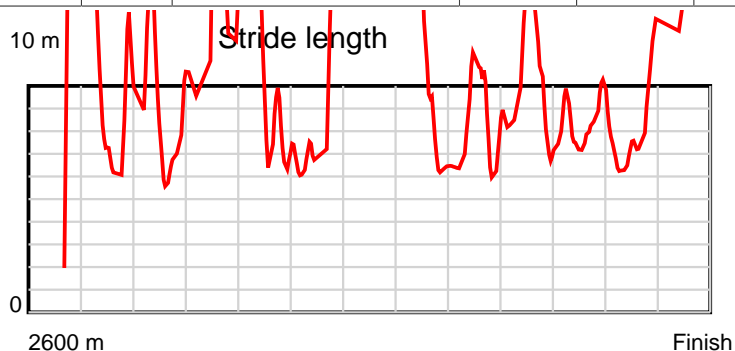
Disclaimer.

HRNZ and NZMTC and Thoroughbred Ratings Pty Ltd accepts no responsibility for the completeness or accuracy of any of the information contained herein, and makes no representations about its suitability for any particular purpose. Users should make their own judgements about those matters and/or seek independent advice. You assume all risks associated with use of the data provided on this page.

Race Results

April 30, 2025, Race 2, MID-WINTER CHRISTMAS ON SALE NOW TROT, Distance 2600m, Addington - Survey 3200m

Result	TAB no.	Horse (Barrier)	2200m to	2000m to	1800m to	1600m to	1400m to	1200m to	1000m to	800m to	600m to	400m to	200m to	Total or	Margin
6th	8	Star Invasion (1)	2000m	1800m	1600m	1400m	1200m	1000m	800m	600m	400m	200m	WP	Average	
		Position in running (margin)	5(10.2)	5(10.2)	5(7.6)	5(8.7)	5(9.5)	5(8.8)	6(6.1)	7(6.1)	7(6.3)	5(7.7)	6(5.1)		6.50
		Sectional time (s)	17.99	17.88	16.34	16.87	16.16	16.54	16.97	17.21	16.93	15.03	14.25		
		Cumulative time (s)	182.17	164.18	146.30	129.96	113.09	96.93	80.39	63.42	46.21	29.28	14.25	3:38.39	
		Speed (m/s)	11.12	11.19	12.24	11.86	12.38	12.09	11.79	11.62	11.81	13.31	14.04	11.91	
		Stride length (m)	6.45	9.21	6.66	7.01	17.48	7.81	6.75	8.40	7.33	7.33	22.40	8.72	
		Stride duration (s)	0.580	0.824	0.544	0.591	1.412	0.646	0.572	0.723	0.621	0.551	1.596	0.733	
		Stride efficiency (%)	65.07	132.58	69.28	76.82	477.32	95.24	71.14	110.37	83.99	84.02	784.27	118.93	
		Stride count	30.99	21.71	30.04	28.52	11.44	25.62	29.64	23.80	27.28	27.28	8.93	298.03	



Note: Horizontal distance axis grid lines are 200m furlongs.

Disclaimer.

HRNZ and NZMTC and Thoroughbred Ratings Pty Ltd accepts no responsibility for the completeness or accuracy of any of the information contained herein, and makes no representations about its suitability for any particular purpose. Users should make their own judgements about those matters and/or seek independent advice. You assume all risks associated with use of the data provided on this page.



Race Results



April 30, 2025, Race 2, MID-WINTER CHRISTMAS ON SALE NOW TROT, Distance 2600m, Addington - Survey 3200m

Result	TAB no.	Horse (Barrier)	2600 to	2400m to
7th	2	Ma Belle Amie (3)	2400m	2200m
		Position in running (margin)	-	2(1.8)
		Sectional time (s)	17.85	17.08
		Cumulative time (s)	222.43	204.58
		Speed (m/s)	11.21	11.71
		Stride length (m)	5.33	5.44
		Stride duration (s)	0.459	0.464
		Stride efficiency (%)	44.42	46.19
		Stride count	37.51	36.79

Disclaimer.

HRNZ and NZMTC and Thoroughbred Ratings Pty Ltd accepts no responsibility for the completeness or accuracy of any of the information contained herein, and makes no representations about its suitability for any particular purpose. Users should make their own judgements about those matters and/or seek independent advice. You assume all risks associated with use of the data provided on this page.



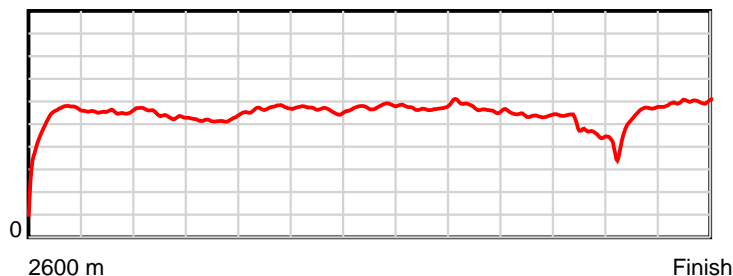
Race Results



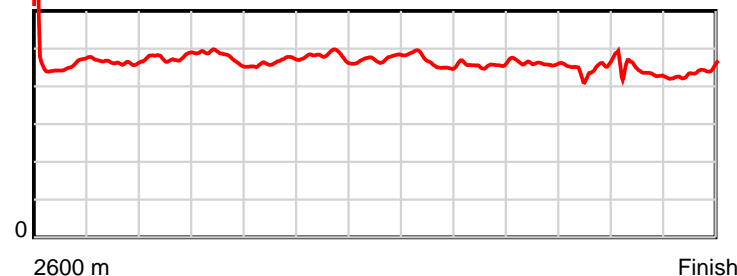
April 30, 2025, Race 2, MID-WINTER CHRISTMAS ON SALE NOW TROT, Distance 2600m, Addington - Survey 3200m

Result	TAB no.	Horse (Barrier)	2200m to	2000m to	1800m to	1600m to	1400m to	1200m to	1000m to	800m to	600m to	400m to	200m to	Total or	Margin
7th	2	Ma Belle Amie (3)	2000m	1800m	1600m	1400m	1200m	1000m	800m	600m	400m	200m	WP	Average	
		Position in running (margin)	2(2.2)	2(2.7)	3(2.4)	3(5.1)	3(5.7)	3(4.9)	3(2.3)	2(0.5)	2(0.2)	7(15.1)	7(26.2)		29.00
		Sectional time (s)	18.07	18.26	16.61	16.83	16.14	16.54	16.67	17.13	19.19	17.31	14.75		
		Cumulative time (s)	187.50	169.43	151.17	134.56	117.73	101.59	85.05	68.38	51.25	32.06	14.75	3:42.43	
		Speed (m/s)	11.07	10.95	12.04	11.88	12.39	12.09	12.00	11.68	10.42	11.55	13.56	11.69	
		Stride length (m)	5.28	5.25	5.59	5.71	5.86	5.64	5.50	5.38	4.69	5.07	5.95	5.42	
		Stride duration (s)	0.477	0.479	0.465	0.481	0.473	0.466	0.458	0.461	0.450	0.439	0.439	0.463	
		Stride efficiency (%)	43.52	43.09	48.91	50.92	53.75	49.64	47.19	45.30	34.37	40.17	55.30	45.86	
		Stride count	37.90	38.09	35.75	35.04	34.10	35.49	36.39	37.14	42.65	39.45	33.62	479.92	

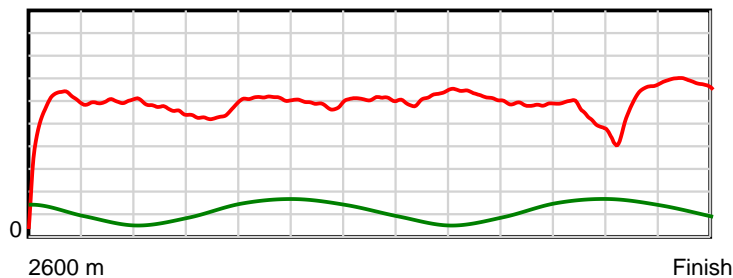
10 m Stride length



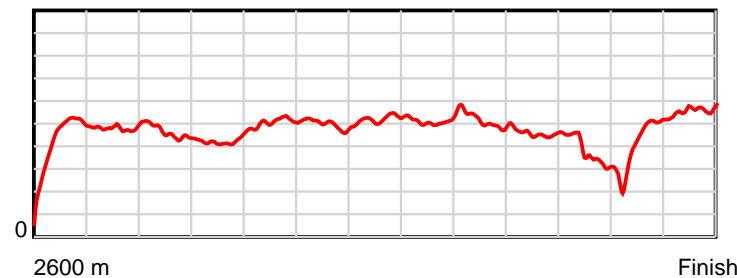
0.5 s Stride duration



20 m/sec Speed



100 % Stride efficiency



Note: Horizontal distance axis grid lines are 200m furlongs.

Disclaimer.

HRNZ and NZMTC and Thoroughbred Ratings Pty Ltd accepts no responsibility for the completeness or accuracy of any of the information contained herein, and makes no representations about its suitability for any particular purpose. Users should make their own judgements about those matters and/or seek independent advice. You assume all risks associated with use of the data provided on this page.