



Race Results

NZ Metropolitan Trotting Club Inc, HRNZ, April 30, 2025

Compilation date: April 30, 2025, 6:30:49 PM (NZST)

Copyright © 2025 HRNZ and NZMTC. All rights reserved.

Trademarks.

StrideMASTER is a registered trademark of Thoroughbred Ratings Pty Ltd.

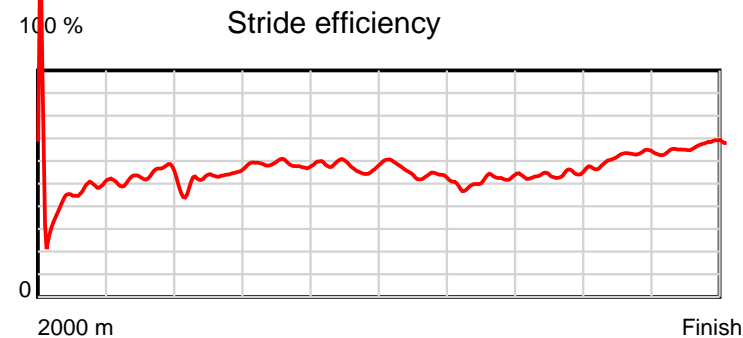
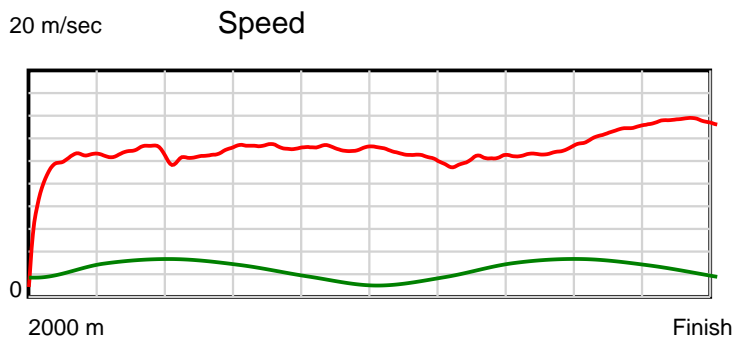
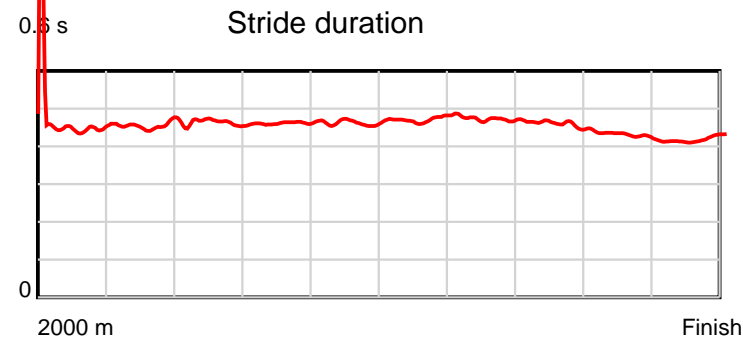
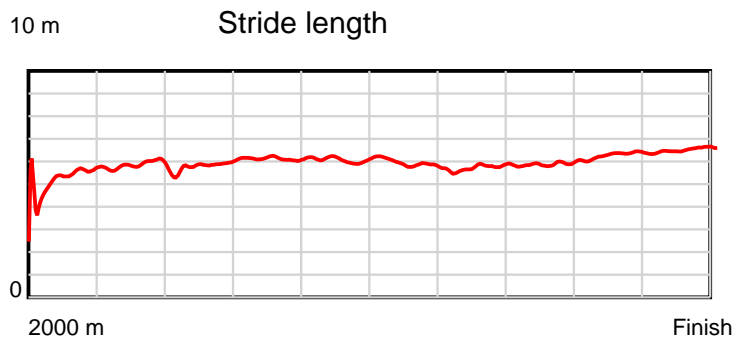
Disclaimer.

HRNZ and NZMTC and Thoroughbred Ratings Pty Ltd accepts no responsibility for the completeness or accuracy of any of the information contained herein, and makes no representations about its suitability for any particular purpose. Users should make their own judgements about those matters and/or seek independent advice. You assume all risks associated with use of the data provided on this page.

Race Results

April 30, 2025, Race 4, McMILLAN EQUINE FEEDS PACE, Distance 2000m, Addington - Survey 3200m

Result	TAB no.	Horse (Barrier)	2000 to	1800m to	1600m to	1400m to	1200m to	1000m to	800m to	600m to	400m to	200m to	Total or	Margin
1st	2	Partners In Wi... (2)	1800m	1600m	1400m	1200m	1000m	800m	600m	400m	200m	WP	Average	
		Position in running (margin)	-	7(7.4)	7(8.9)	8(10.5)	8(10.4)	8(8.7)	7(6.4)	6(5.5)	6(5.0)	5(2.5)		0.00
		Sectional time (s)	18.29	15.90	16.33	15.21	15.87	16.42	16.63	15.75	13.93	12.85		
		Cumulative time (s)	157.18	138.89	122.99	106.66	91.45	75.58	59.16	42.53	26.78	12.85	2:37.18	
		Speed (m/s)	10.93	12.58	12.25	13.15	12.60	12.18	12.03	12.70	14.36	15.56	12.72	
		Stride length (m)	5.07	5.74	5.66	6.07	5.83	5.76	5.68	5.82	6.15	6.54	5.81	
		Stride duration (s)	0.451	0.456	0.462	0.461	0.462	0.473	0.472	0.459	0.429	0.420	0.457	
		Stride efficiency (%)	40.14	51.44	50.14	57.50	53.06	51.83	50.40	52.97	59.14	66.83	52.73	
		Stride count	39.46	34.86	35.31	32.97	34.32	34.73	35.22	34.35	32.51	30.58	344.31	



Note: Horizontal distance axis grid lines are 200m furlongs.

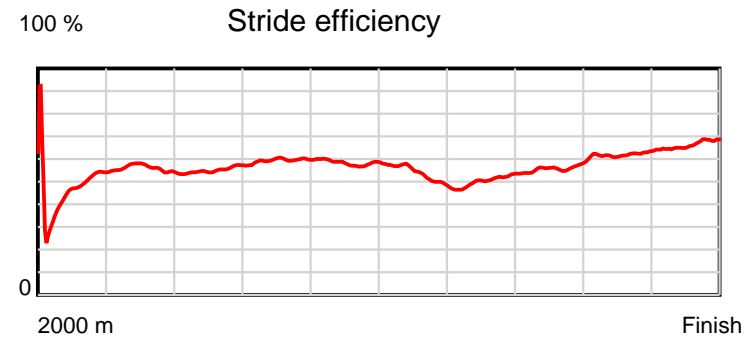
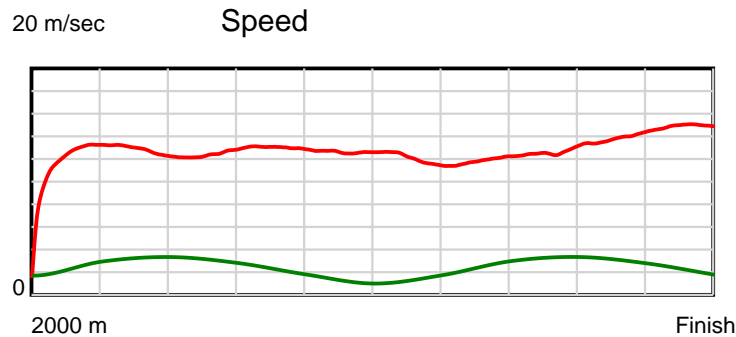
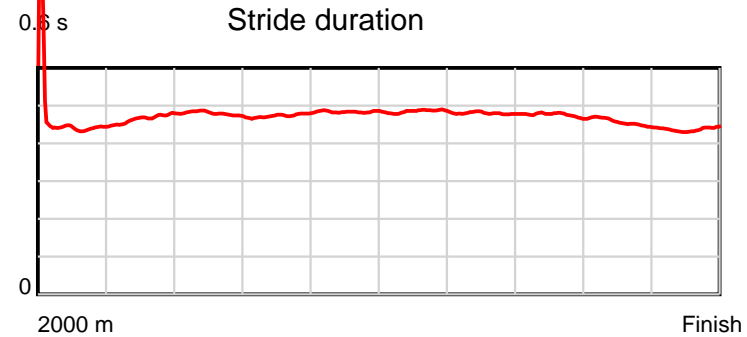
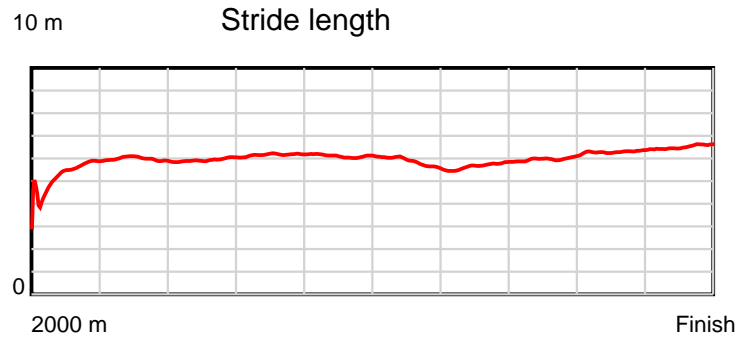
Disclaimer.

HRNZ and NZMTC and Thoroughbred Ratings Pty Ltd accepts no responsibility for the completeness or accuracy of any of the information contained herein, and makes no representations about its suitability for any particular purpose. Users should make their own judgements about those matters and/or seek independent advice. You assume all risks associated with use of the data provided on this page.

Race Results

April 30, 2025, Race 4, McMILLAN EQUINE FEEDS PACE, Distance 2000m, Addington - Survey 3200m

Result	TAB no.	Horse (Barrier)	2000 to 1800m	1800m to 1600m	1600m to 1400m	1400m to 1200m	1200m to 1000m	1000m to 800m	800m to 600m	600m to 400m	400m to 200m	200m to WP	Total or Average	Margin
2nd	9	Swift Guy (8)												
		Position in running (margin)	-	1(0.0)	1(0.0)	1(0.0)	1(0.0)	1(0.0)	1(0.0)	1(0.0)	1(0.0)	1(0.0)		0.00
		Sectional time (s)	17.06	15.64	16.07	15.23	16.15	16.80	16.78	15.83	14.36	13.37		
		Cumulative time (s)	157.29	140.23	124.59	108.52	93.29	77.14	60.34	43.56	27.73	13.37	2:37.29	
		Speed (m/s)	11.72	12.79	12.45	13.13	12.38	11.90	11.92	12.63	13.93	14.96	12.72	
		Stride length (m)	5.25	5.96	5.97	6.22	5.99	5.77	5.72	6.00	6.34	6.54	5.96	
		Stride duration (s)	0.444	0.466	0.479	0.474	0.484	0.485	0.480	0.475	0.455	0.437	0.468	
		Stride efficiency (%)	43.11	55.57	55.61	60.44	56.05	52.03	51.08	56.33	62.84	66.76	55.44	
		Stride count	38.08	33.54	33.53	32.16	33.39	34.66	34.98	33.31	31.54	30.60	335.79	



Note: Horizontal distance axis grid lines are 200m furlongs.

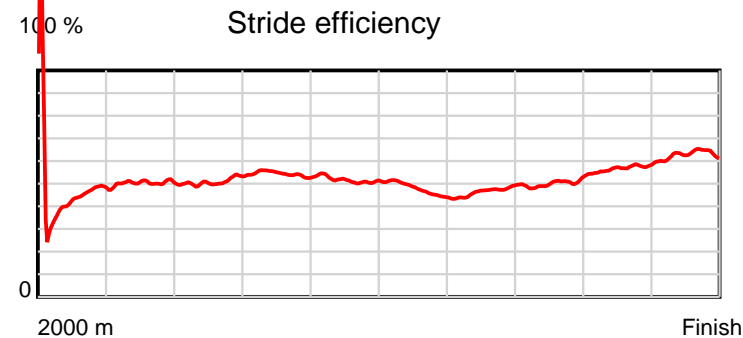
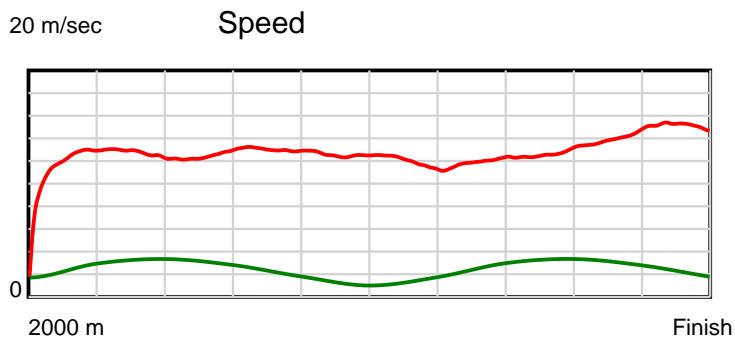
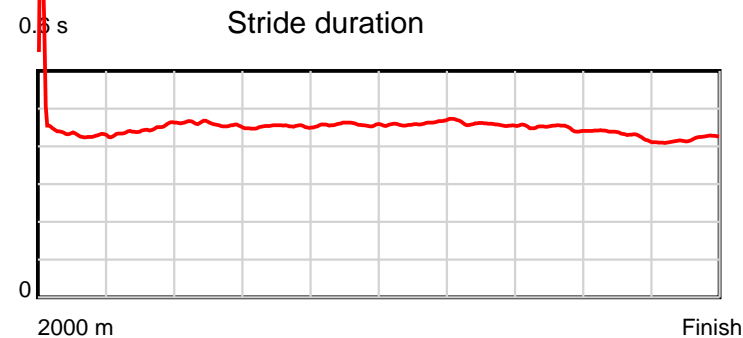
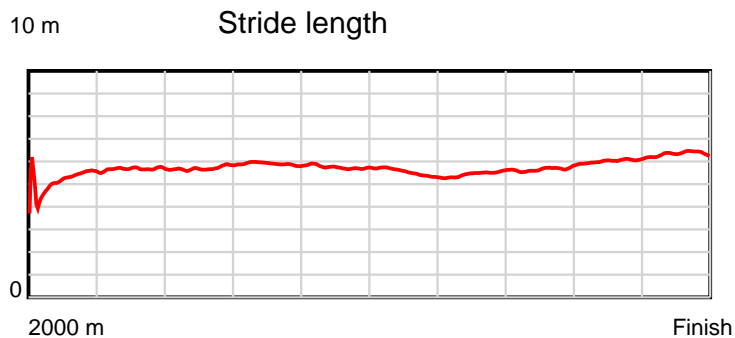
Disclaimer.

HRNZ and NZMTC and Thoroughbred Ratings Pty Ltd accepts no responsibility for the completeness or accuracy of any of the information contained herein, and makes no representations about its suitability for any particular purpose. Users should make their own judgements about those matters and/or seek independent advice. You assume all risks associated with use of the data provided on this page.

Race Results

April 30, 2025, Race 4, McMILLAN EQUINE FEEDS PACE, Distance 2000m, Addington - Survey 3200m

Result	TAB no.	Horse (Barrier)	2000 to	1800m to	1600m to	1400m to	1200m to	1000m to	800m to	600m to	400m to	200m to	Total or	Margin
3rd	8	Blastfromthepa... (7)	1800m	1600m	1400m	1200m	1000m	800m	600m	400m	200m	WP	Average	
		Position in running (margin)	-	3(2.0)	2(1.7)	2(1.4)	2(2.3)	2(1.8)	2(1.6)	3(1.9)	2(1.0)	4(0.9)		0.00
		Sectional time (s)	17.39	15.60	16.02	15.38	16.08	16.75	16.83	15.69	14.34	13.32		
		Cumulative time (s)	157.40	140.01	124.41	108.39	93.01	76.93	60.18	43.35	27.66	13.32	2:37.40	
		Speed (m/s)	11.50	12.82	12.48	13.00	12.44	11.94	11.88	12.75	13.95	15.02	12.71	
		Stride length (m)	5.04	5.71	5.73	5.88	5.69	5.51	5.46	5.73	6.01	6.29	5.69	
		Stride duration (s)	0.435	0.445	0.459	0.452	0.458	0.461	0.459	0.450	0.431	0.419	0.448	
		Stride efficiency (%)	39.66	50.97	51.32	54.08	50.65	47.41	46.53	51.37	56.48	61.90	50.55	
		Stride count	39.70	35.02	34.90	34.00	35.13	36.31	36.65	34.88	33.27	31.78	351.64	



Note: Horizontal distance axis grid lines are 200m furlongs.

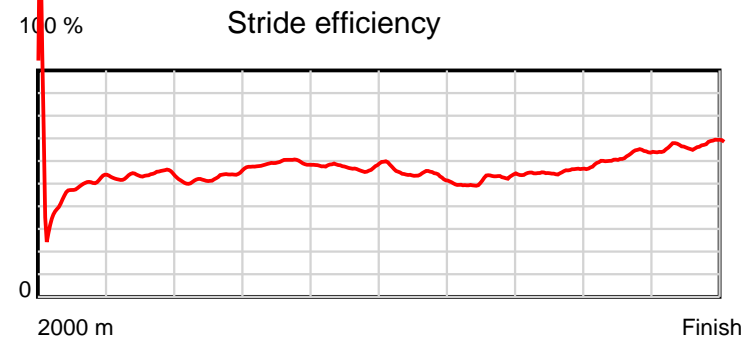
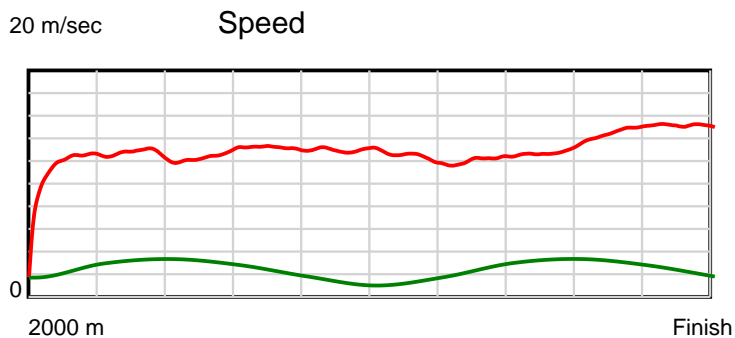
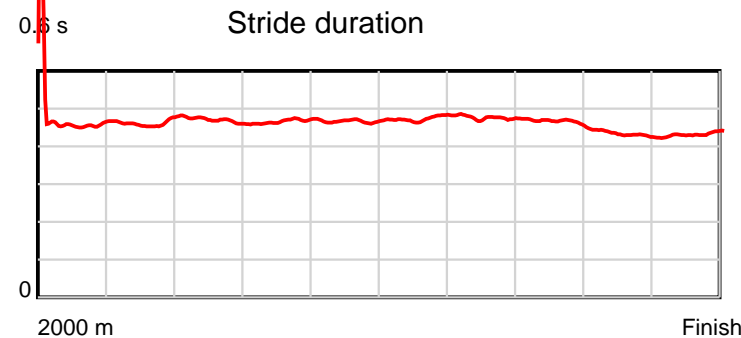
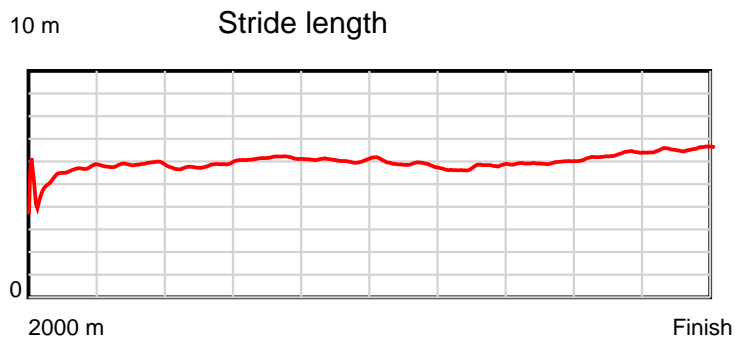
Disclaimer.

HRNZ and NZMTC and Thoroughbred Ratings Pty Ltd accepts no responsibility for the completeness or accuracy of any of the information contained herein, and makes no representations about its suitability for any particular purpose. Users should make their own judgements about those matters and/or seek independent advice. You assume all risks associated with use of the data provided on this page.

Race Results

April 30, 2025, Race 4, McMILLAN EQUINE FEEDS PACE, Distance 2000m, Addington - Survey 3200m

Result	TAB no.	Horse (Barrier)	2000 to	1800m to	1600m to	1400m to	1200m to	1000m to	800m to	600m to	400m to	200m to	Total or	Margin
4th	5	Art Jordan (5)	1800m	1600m	1400m	1200m	1000m	800m	600m	400m	200m	WP	Average	
		Position in running (margin)	-	5(5.5)	6(7.2)	6(8.8)	6(8.8)	6(6.4)	5(4.4)	4(3.4)	5(3.1)	3(0.9)		0.00
		Sectional time (s)	18.00	15.92	16.33	15.23	15.76	16.46	16.62	15.77	13.99	13.37		
		Cumulative time (s)	157.45	139.45	123.53	107.20	91.97	76.21	59.75	43.13	27.36	13.37	2:37.45	
		Speed (m/s)	11.11	12.56	12.25	13.13	12.69	12.15	12.03	12.68	14.30	14.96	12.70	
		Stride length (m)	5.24	5.80	5.75	6.12	5.92	5.76	5.73	5.88	6.17	6.48	5.87	
		Stride duration (s)	0.458	0.462	0.470	0.466	0.466	0.474	0.476	0.464	0.432	0.434	0.462	
		Stride efficiency (%)	42.89	52.64	51.69	58.58	54.69	51.77	51.23	54.09	59.57	65.72	53.82	
		Stride count	38.18	34.46	34.77	32.66	33.81	34.75	34.93	33.99	32.39	30.84	340.78	



Note: Horizontal distance axis grid lines are 200m furlongs.

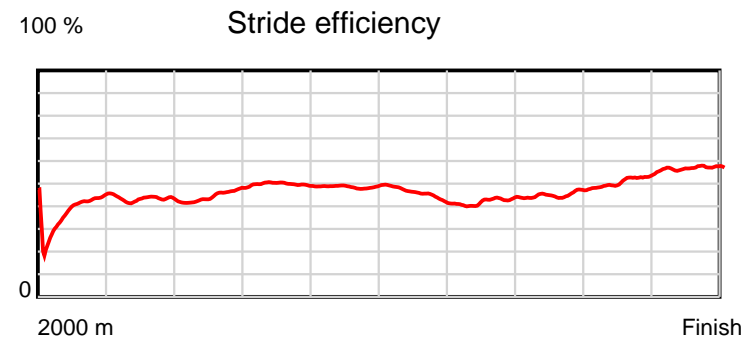
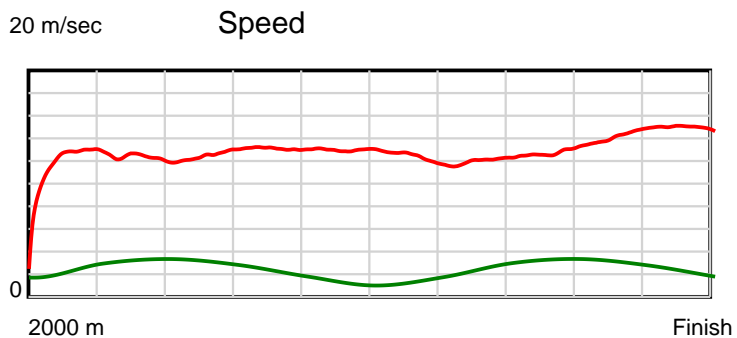
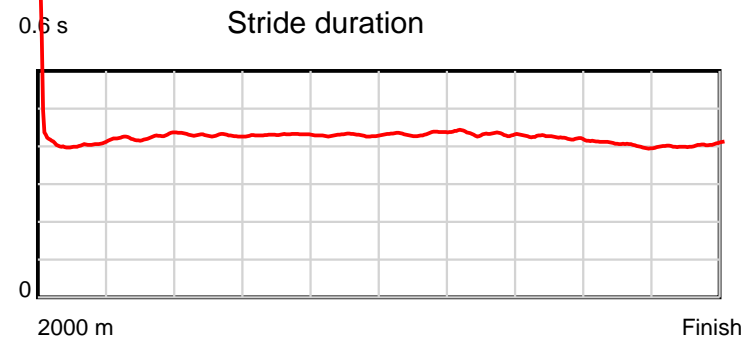
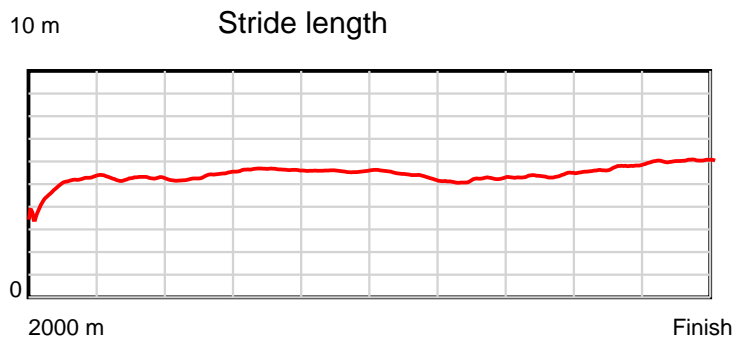
Disclaimer.

HRNZ and NZMTC and Thoroughbred Ratings Pty Ltd accepts no responsibility for the completeness or accuracy of any of the information contained herein, and makes no representations about its suitability for any particular purpose. Users should make their own judgements about those matters and/or seek independent advice. You assume all risks associated with use of the data provided on this page.

Race Results

April 30, 2025, Race 4, McMILLAN EQUINE FEEDS PACE, Distance 2000m, Addington - Survey 3200m

Result	TAB no.	Horse (Barrier)	2000 to	1800m to	1600m to	1400m to	1200m to	1000m to	800m to	600m to	400m to	200m to	Total or	Margin
5th	10	Hughes Two Me (9)	1800m	1600m	1400m	1200m	1000m	800m	600m	400m	200m	WP	Average	
		Position in running (margin)	-	2(1.5)	4(5.5)	4(6.0)	4(6.4)	4(4.5)	3(2.3)	2(1.7)	3(1.2)	2(0.5)		0.00
		Sectional time (s)	17.33	16.30	16.15	15.30	15.84	16.43	16.68	15.73	14.25	13.64		
		Cumulative time (s)	157.65	140.32	124.02	107.87	92.57	76.73	60.30	43.62	27.89	13.64	2:37.65	
		Speed (m/s)	11.54	12.27	12.38	13.07	12.63	12.17	11.99	12.71	14.04	14.66	12.69	
		Stride length (m)	4.82	5.22	5.32	5.63	5.42	5.29	5.19	5.38	5.67	5.92	5.37	
		Stride duration (s)	0.409	0.425	0.430	0.431	0.430	0.434	0.433	0.423	0.404	0.403	0.423	
		Stride efficiency (%)	36.30	42.52	44.24	49.56	45.96	43.65	42.12	45.18	50.15	54.68	45.05	
		Stride count	41.49	38.34	37.59	35.51	36.88	37.84	38.52	37.20	35.30	33.81	372.48	



Note: Horizontal distance axis grid lines are 200m furlongs.

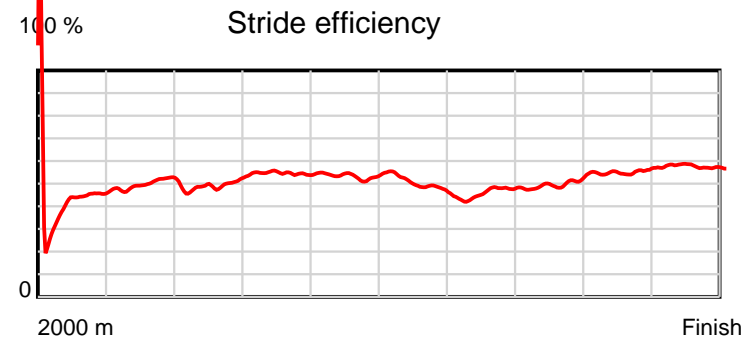
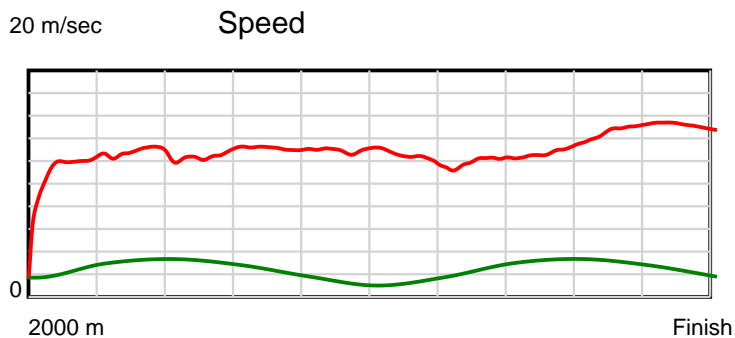
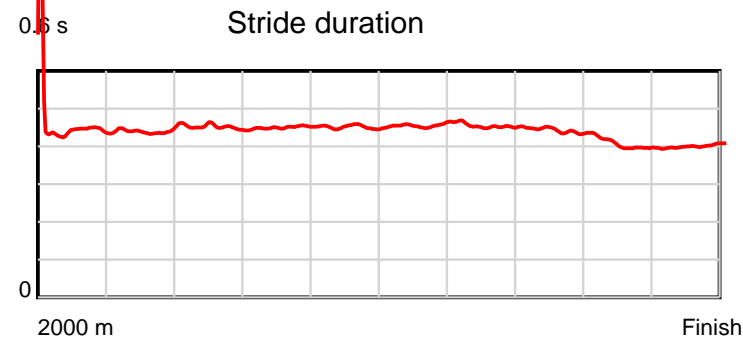
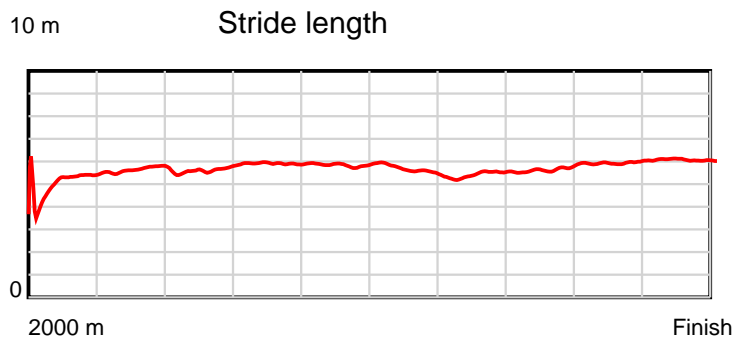
Disclaimer.

HRNZ and NZMTC and Thoroughbred Ratings Pty Ltd accepts no responsibility for the completeness or accuracy of any of the information contained herein, and makes no representations about its suitability for any particular purpose. Users should make their own judgements about those matters and/or seek independent advice. You assume all risks associated with use of the data provided on this page.

Race Results

April 30, 2025, Race 4, McMILLAN EQUINE FEEDS PACE, Distance 2000m, Addington - Survey 3200m

Result	TAB no.	Horse (Barrier)	2000 to	1800m to	1600m to	1400m to	1200m to	1000m to	800m to	600m to	400m to	200m to	Total or	Margin
6th	3	Rockin Roman (3)	1800m	1600m	1400m	1200m	1000m	800m	600m	400m	200m	WP	Average	
		Position in running (margin)	-	8(10.0)	8(10.8)	9(12.5)	9(12.4)	10(10.5)	9(8.3)	8(7.6)	8(6.9)	6(4.0)		0.00
		Sectional time (s)	18.73	15.77	16.35	15.22	15.84	16.44	16.66	15.71	13.87	13.13		
		Cumulative time (s)	157.72	138.99	123.22	106.87	91.65	75.81	59.37	42.71	27.00	13.13	2:37.72	
		Speed (m/s)	10.68	12.68	12.23	13.14	12.63	12.17	12.00	12.73	14.42	15.23	12.68	
		Stride length (m)	4.95	5.59	5.51	5.92	5.69	5.55	5.45	5.62	5.81	6.12	5.61	
		Stride duration (s)	0.441	0.441	0.451	0.451	0.451	0.456	0.454	0.442	0.403	0.402	0.442	
		Stride efficiency (%)	38.21	48.88	47.52	54.82	50.67	48.15	46.40	49.43	52.67	58.62	49.11	
		Stride count	40.44	35.76	36.27	33.77	35.12	36.03	36.70	35.56	34.45	32.66	356.76	



Note: Horizontal distance axis grid lines are 200m furlongs.

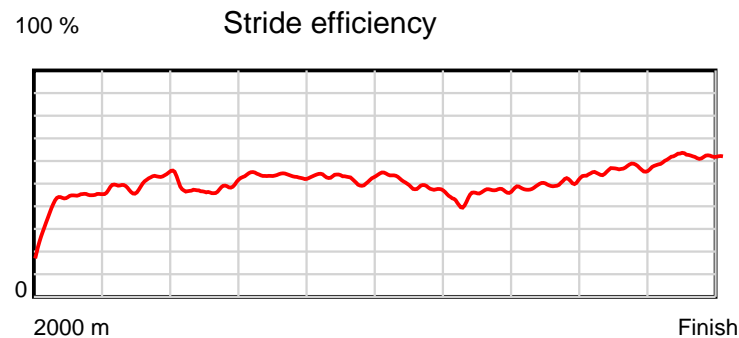
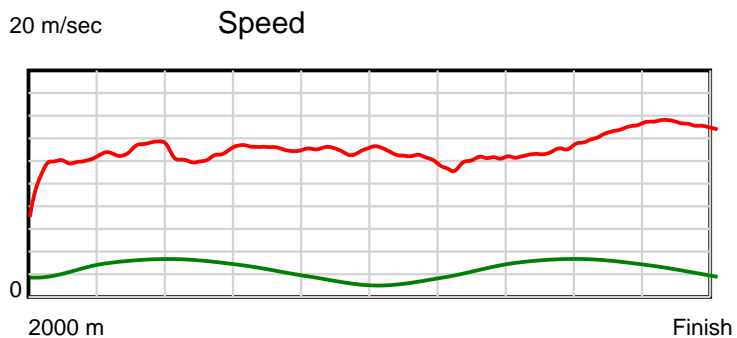
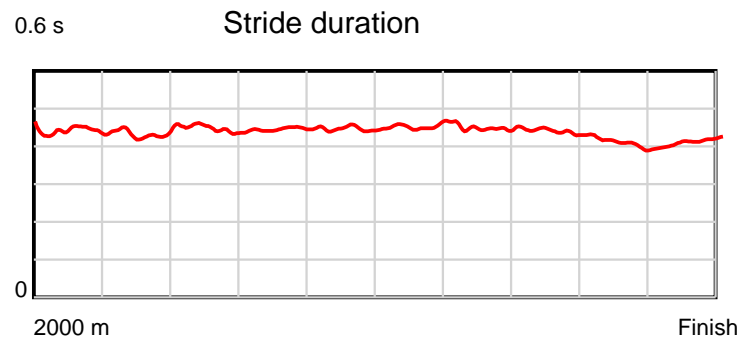
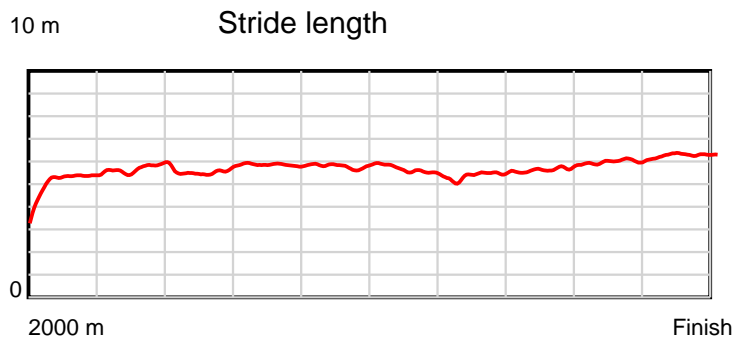
Disclaimer.

HRNZ and NZMTC and Thoroughbred Ratings Pty Ltd accepts no responsibility for the completeness or accuracy of any of the information contained herein, and makes no representations about its suitability for any particular purpose. Users should make their own judgements about those matters and/or seek independent advice. You assume all risks associated with use of the data provided on this page.

Race Results

April 30, 2025, Race 4, McMILLAN EQUINE FEEDS PACE, Distance 2000m, Addington - Survey 3200m

Result	TAB no.	Horse (Barrier)	2000 to 1800m	1800m to 1600m	1600m to 1400m	1400m to 1200m	1200m to 1000m	1000m to 800m	800m to 600m	600m to 400m	400m to 200m	200m to WP	Total or Average	Margin
7th	12	Pacific Thunde... (0)												
		Position in running (margin)	-	10(14.6)	10(12.7)	10(14.3)	11(14.2)	11(12.2)	11(10.1)	10(9.3)	9(8.6)	9(6.1)		0.00
		Sectional time (s)	19.50	15.32	16.34	15.21	15.81	16.46	16.63	15.72	13.94	13.28		
		Cumulative time (s)	158.21	138.71	123.39	107.05	91.84	76.03	59.57	42.94	27.22	13.28	2:38.21	
		Speed (m/s)	10.25	13.05	12.24	13.15	12.65	12.15	12.03	12.72	14.35	15.06	12.64	
		Stride length (m)	5.16	5.67	5.47	5.86	5.65	5.51	5.40	5.59	5.85	6.23	5.62	
		Stride duration (s)	0.441	0.434	0.447	0.446	0.446	0.453	0.449	0.440	0.408	0.414	0.445	
		Stride efficiency (%)	41.64	50.26	46.74	53.60	49.80	47.42	45.49	48.87	53.51	60.70	49.44	
		Stride count	38.75	35.27	36.57	34.15	35.43	36.31	37.07	35.76	34.18	32.09	355.58	



Note: Horizontal distance axis grid lines are 200m furlongs.

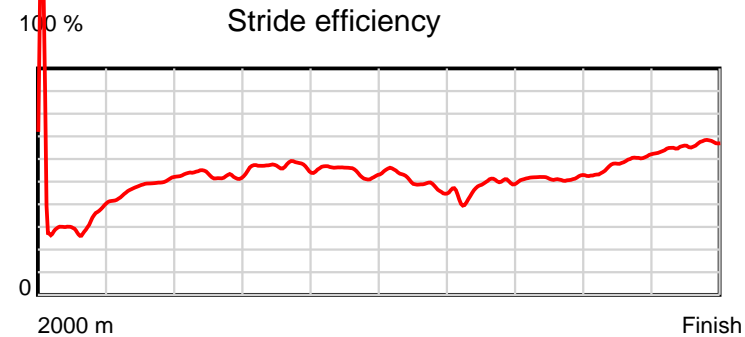
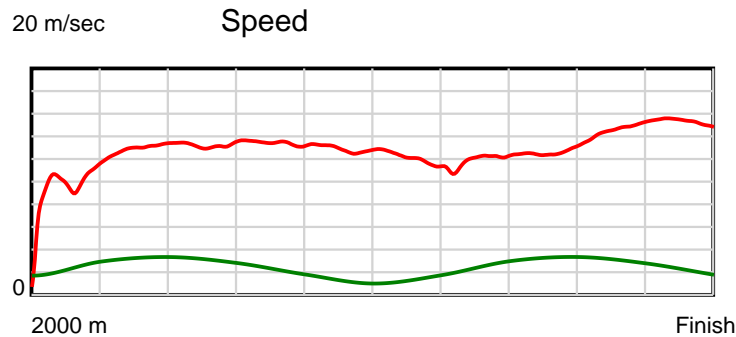
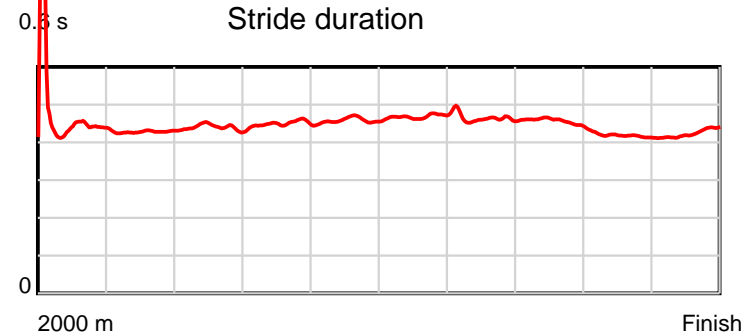
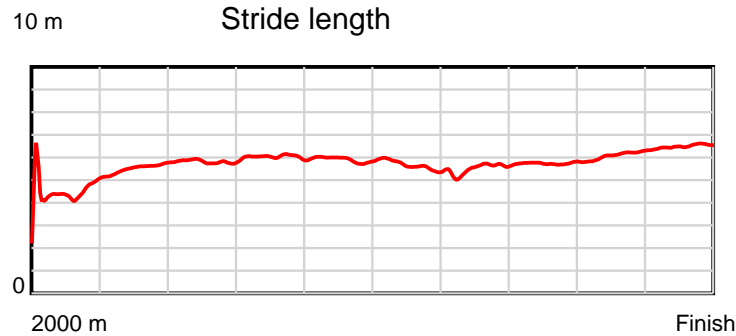
Disclaimer.

HRNZ and NZMTC and Thoroughbred Ratings Pty Ltd accepts no responsibility for the completeness or accuracy of any of the information contained herein, and makes no representations about its suitability for any particular purpose. Users should make their own judgements about those matters and/or seek independent advice. You assume all risks associated with use of the data provided on this page.

Race Results

April 30, 2025, Race 4, McMILLAN EQUINE FEEDS PACE, Distance 2000m, Addington - Survey 3200m

Result	TAB no.	Horse (Barrier)	2000 to	1800m to	1600m to	1400m to	1200m to	1000m to	800m to	600m to	400m to	200m to	Total or	Margin
8th	11	Bettor Fear Me (10)	1800m	1600m	1400m	1200m	1000m	800m	600m	400m	200m	WP	Average	
		Position in running (margin)	-	11(21.8)	11(20.4)	11(14.4)	10(12.5)	9(9.9)	10(9.8)	11(10.2)	11(10.4)	10(6.5)		0.00
		Sectional time (s)	20.71	15.40	15.07	14.91	15.73	16.78	16.84	15.87	13.70	13.22		
		Cumulative time (s)	158.23	137.52	122.12	107.05	92.14	76.41	59.63	42.79	26.92	13.22	2:38.23	
		Speed (m/s)	9.66	12.99	13.27	13.41	12.71	11.92	11.88	12.60	14.60	15.13	12.64	
		Stride length (m)	4.41	5.55	5.83	6.04	5.83	5.59	5.52	5.74	6.10	6.44	5.65	
		Stride duration (s)	0.449	0.428	0.440	0.450	0.458	0.469	0.464	0.456	0.418	0.426	0.447	
		Stride efficiency (%)	30.34	48.16	53.20	56.96	53.04	48.78	47.54	51.51	58.22	64.75	49.91	
		Stride count	45.39	36.02	34.28	33.13	34.33	35.80	36.26	34.84	32.76	31.07	353.88	



Note: Horizontal distance axis grid lines are 200m furlongs.

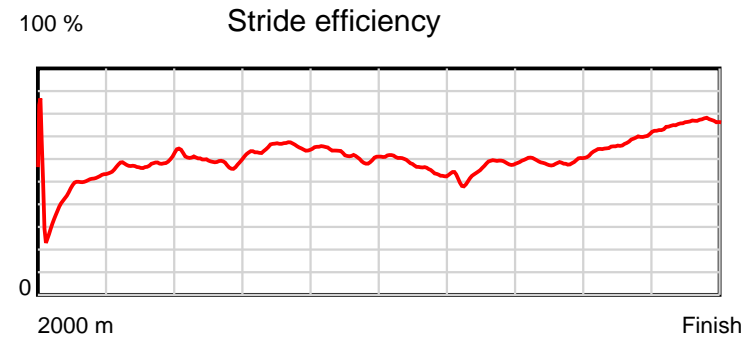
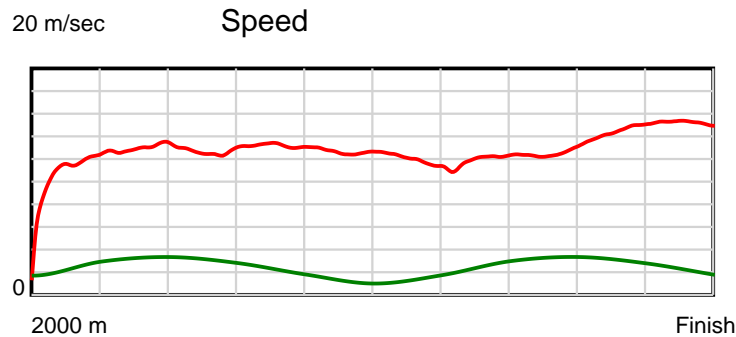
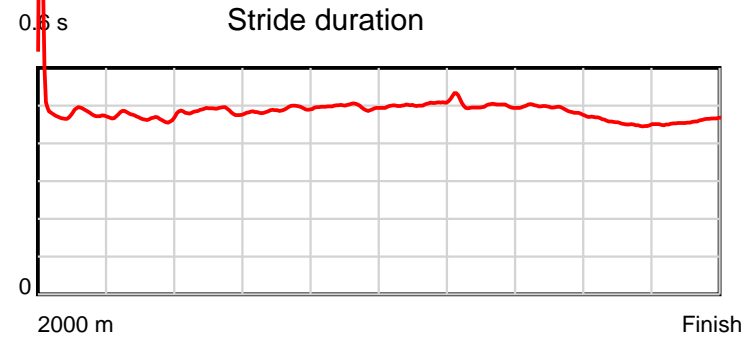
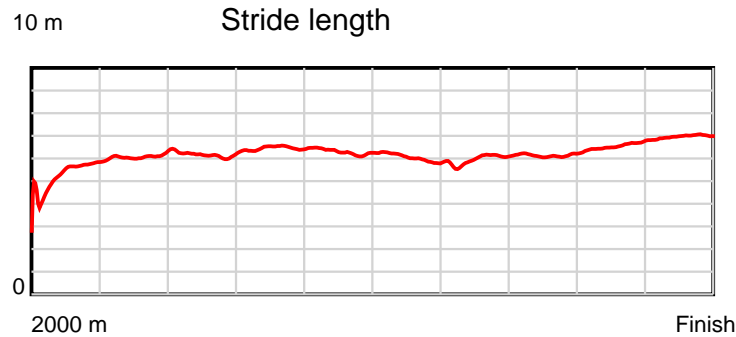
Disclaimer.

HRNZ and NZMTC and Thoroughbred Ratings Pty Ltd accepts no responsibility for the completeness or accuracy of any of the information contained herein, and makes no representations about its suitability for any particular purpose. Users should make their own judgements about those matters and/or seek independent advice. You assume all risks associated with use of the data provided on this page.

Race Results

April 30, 2025, Race 4, McMILLAN EQUINE FEEDS PACE, Distance 2000m, Addington - Survey 3200m

Result	TAB no.	Horse (Barrier)	2000 to 1800m	1800m to 1600m	1600m to 1400m	1400m to 1200m	1200m to 1000m	1000m to 800m	800m to 600m	600m to 400m	400m to 200m	200m to WP	Total or Average	Margin
9th	4	The Town Of Li... (4)												
		Position in running (margin)	-	9(12.1)	9(10.8)	7(9.1)	7(8.9)	7(7.6)	8(7.9)	9(8.3)	10(8.7)	11(6.5)		0.00
		Sectional time (s)	19.07	15.43	15.77	15.20	15.94	16.86	16.84	15.90	13.99	13.23		
		Cumulative time (s)	158.23	139.16	123.73	107.96	92.76	76.82	59.96	43.12	27.22	13.23	2:38.23	
		Speed (m/s)	10.49	12.96	12.68	13.16	12.55	11.86	11.88	12.58	14.30	15.12	12.64	
		Stride length (m)	5.28	6.09	6.16	6.44	6.23	5.98	5.96	6.18	6.50	6.93	6.15	
		Stride duration (s)	0.483	0.470	0.486	0.490	0.497	0.504	0.502	0.491	0.455	0.458	0.486	
		Stride efficiency (%)	43.51	58.01	59.23	64.87	60.74	55.86	55.50	59.59	66.10	75.03	59.05	
		Stride count	37.90	32.83	32.49	31.04	32.08	33.45	33.56	32.39	30.75	28.86	325.35	



Note: Horizontal distance axis grid lines are 200m furlongs.

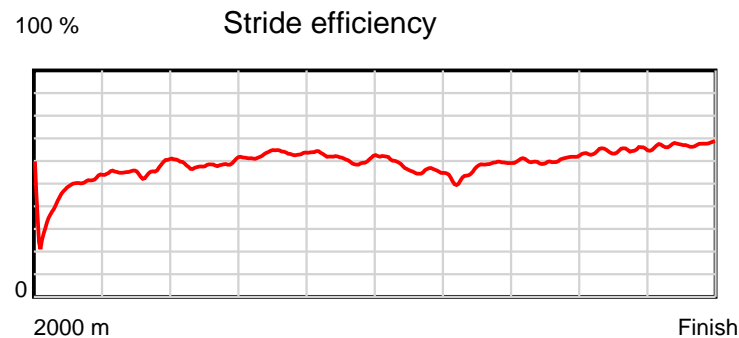
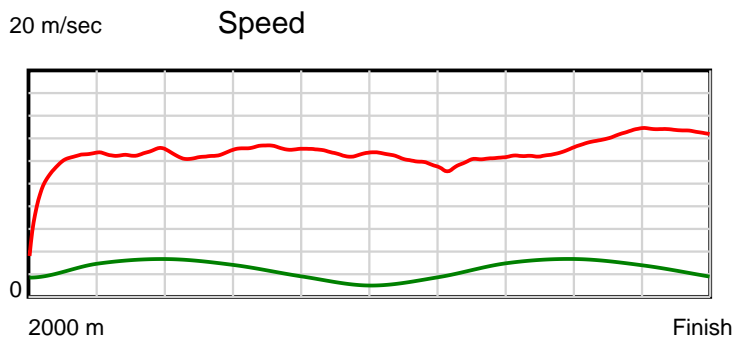
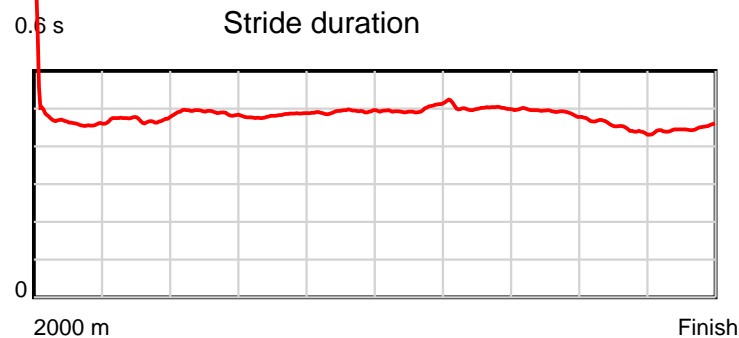
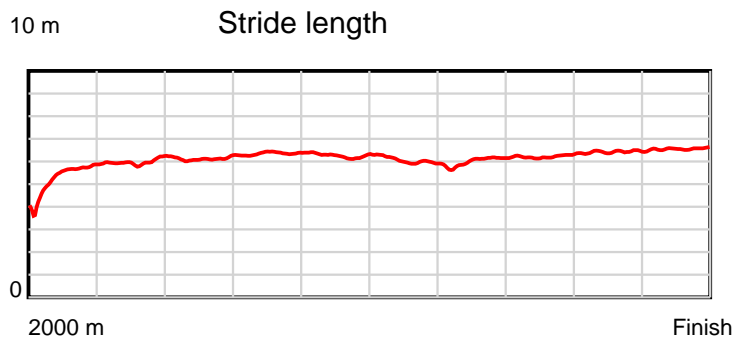
Disclaimer.

HRNZ and NZMTC and Thoroughbred Ratings Pty Ltd accepts no responsibility for the completeness or accuracy of any of the information contained herein, and makes no representations about its suitability for any particular purpose. Users should make their own judgements about those matters and/or seek independent advice. You assume all risks associated with use of the data provided on this page.

Race Results

April 30, 2025, Race 4, McMILLAN EQUINE FEEDS PACE, Distance 2000m, Addington - Survey 3200m

Result	TAB no.	Horse (Barrier)	2000 to 1800m	1800m to 1600m	1600m to 1400m	1400m to 1200m	1200m to 1000m	1000m to 800m	800m to 600m	600m to 400m	400m to 200m	200m to WP	Total or Average	Margin
10th	1	D'Cash (1)												
		Position in running (margin)	-	6(6.4)	5(7.0)	5(6.6)	5(6.6)	5(6.0)	6(6.2)	7(6.1)	7(6.4)	8(5.1)		0.00
		Sectional time (s)	18.14	15.75	15.99	15.24	16.04	16.83	16.77	15.87	14.14	13.70		
		Cumulative time (s)	158.47	140.33	124.58	108.59	93.35	77.31	60.48	43.71	27.84	13.70	2:38.47	
		Speed (m/s)	11.02	12.70	12.51	13.12	12.47	11.88	11.93	12.60	14.14	14.60	12.62	
		Stride length (m)	5.34	5.99	6.13	6.33	6.13	5.94	5.98	6.19	6.38	6.56	6.08	
		Stride duration (s)	0.470	0.471	0.490	0.482	0.491	0.499	0.502	0.491	0.451	0.449	0.482	
		Stride efficiency (%)	44.51	55.98	58.75	62.52	58.68	55.05	55.87	59.91	63.52	67.18	57.72	
		Stride count	37.47	33.42	32.62	31.62	32.64	33.70	33.45	32.30	31.37	30.50	329.09	



Note: Horizontal distance axis grid lines are 200m furlongs.

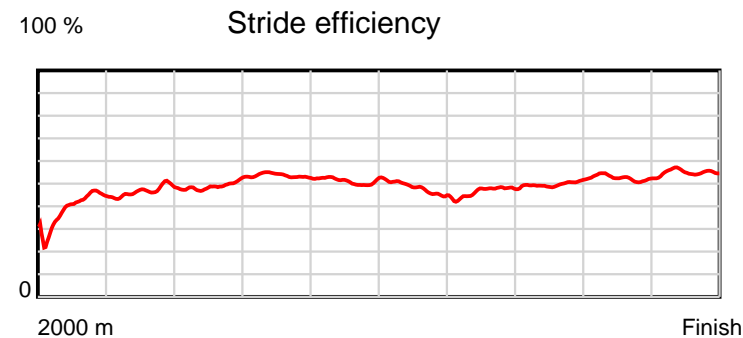
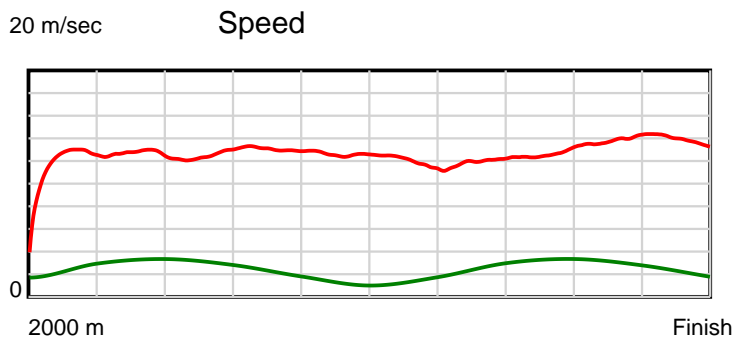
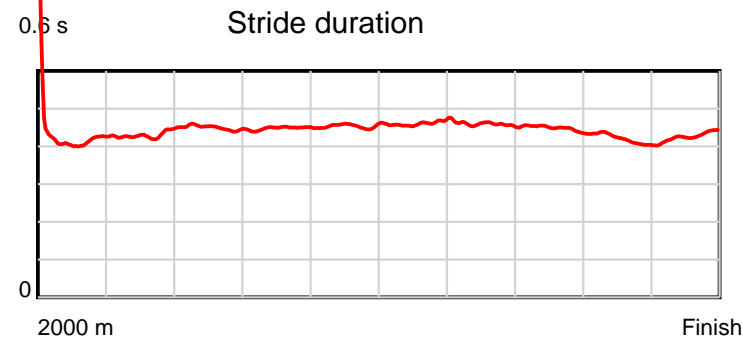
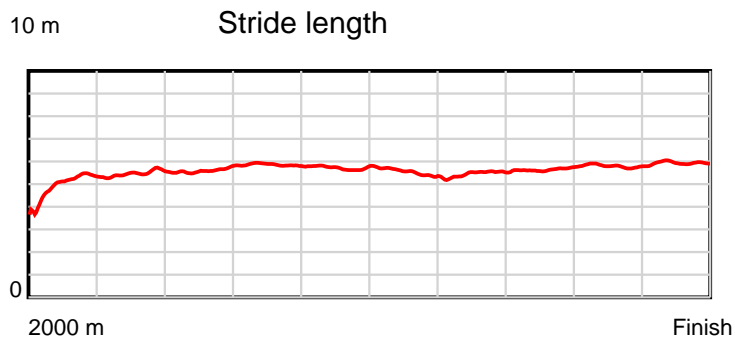
Disclaimer.

HRNZ and NZMTC and Thoroughbred Ratings Pty Ltd accepts no responsibility for the completeness or accuracy of any of the information contained herein, and makes no representations about its suitability for any particular purpose. Users should make their own judgements about those matters and/or seek independent advice. You assume all risks associated with use of the data provided on this page.

Race Results

April 30, 2025, Race 4, McMILLAN EQUINE FEEDS PACE, Distance 2000m, Addington - Survey 3200m

Result	TAB no.	Horse (Barrier)	2000 to 1800m	1800m to 1600m	1600m to 1400m	1400m to 1200m	1200m to 1000m	1000m to 800m	800m to 600m	600m to 400m	400m to 200m	200m to WP	Total or Average	Margin
11th	7	Gamely (6)												
		Position in running (margin)	-	4(3.5)	3(3.8)	3(3.8)	3(4.2)	3(4.0)	4(3.8)	5(3.8)	4(3.1)	7(4.0)		0.00
		Sectional time (s)	17.64	15.69	16.07	15.31	16.11	16.77	16.77	15.71	14.52	14.48		
		Cumulative time (s)	159.07	141.43	125.74	109.67	94.36	78.25	61.48	44.71	29.00	14.48	2:39.07	
		Speed (m/s)	11.34	12.75	12.45	13.06	12.41	11.93	11.93	12.73	13.77	13.81	12.57	
		Stride length (m)	4.94	5.49	5.59	5.85	5.63	5.50	5.46	5.71	5.77	5.93	5.57	
		Stride duration (s)	0.419	0.431	0.449	0.448	0.454	0.461	0.458	0.448	0.419	0.429	0.443	
		Stride efficiency (%)	38.09	47.12	48.86	53.52	49.61	47.32	46.57	50.87	52.05	54.88	48.55	
		Stride count	40.51	36.42	35.77	34.18	35.49	36.35	36.63	35.05	34.65	33.75	358.80	



Note: Horizontal distance axis grid lines are 200m furlongs.

Disclaimer.

HRNZ and NZMTC and Thoroughbred Ratings Pty Ltd accepts no responsibility for the completeness or accuracy of any of the information contained herein, and makes no representations about its suitability for any particular purpose. Users should make their own judgements about those matters and/or seek independent advice. You assume all risks associated with use of the data provided on this page.