



Race Results

NZ Metropolitan Trotting Club Inc, HRNZ, April 30, 2025

Compilation date: April 30, 2025, 7:56:24 PM (NZST)

Copyright © 2025 HRNZ and NZMTC. All rights reserved.

Trademarks.

StrideMASTER is a registered trademark of Thoroughbred Ratings Pty Ltd.

Disclaimer.

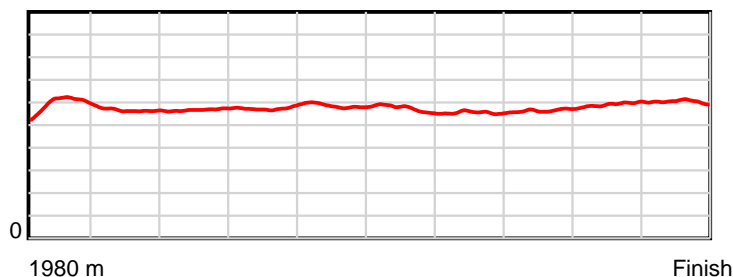
HRNZ and NZMTC and Thoroughbred Ratings Pty Ltd accepts no responsibility for the completeness or accuracy of any of the information contained herein, and makes no representations about its suitability for any particular purpose. Users should make their own judgements about those matters and/or seek independent advice. You assume all risks associated with use of the data provided on this page.

Race Results

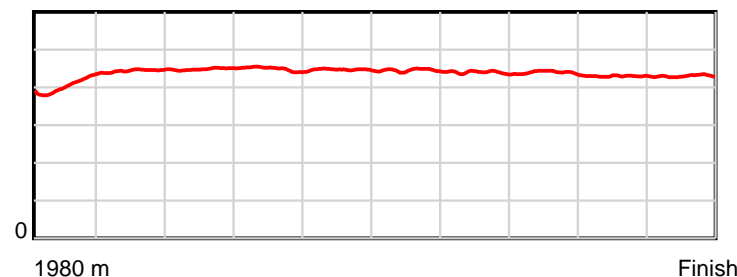
April 30, 2025, Race 1, NORWOOD MACHINERY (AMATEUR DRIVERS) MOBILE PACE, Distance 1980m, Addington - Survey 1980m

Result	TAB no.	Horse (Barrier)	1980 to	1800m to	1600m to	1400m to	1200m to	1000m to	800m to	600m to	400m to	200m to	Total or	Margin
1st	6	Pure Courage (5)	1800m	1600m	1400m	1200m	1000m	800m	600m	400m	200m	WP	Average	
		Position in running (margin)	-	1(0.0)	1(0.0)	1(0.0)	1(0.0)	1(0.0)	1(0.0)	1(0.0)	1(0.0)	1(0.0)		0.00
		Sectional time (s)	12.49	15.44	15.44	15.48	15.52	15.74	15.57	15.18	14.19	14.02		
		Cumulative time (s)	149.07	136.58	121.14	105.70	90.22	74.70	58.96	43.39	28.21	14.02	2:29.07	
		Speed (m/s)	14.41	12.95	12.95	12.92	12.89	12.71	12.85	13.18	14.09	14.27	13.28	
		Stride length (m)	5.95	5.75	5.81	5.80	5.76	5.65	5.65	5.79	6.05	6.13	5.83	
		Stride duration (s)	0.408	0.444	0.448	0.449	0.447	0.445	0.440	0.439	0.430	0.430	0.439	
		Stride efficiency (%)	55.32	51.71	52.76	52.48	51.89	49.89	49.80	52.31	57.25	58.67	53.08	
		Stride count	30.25	34.77	34.42	34.51	34.71	35.39	35.43	34.57	33.04	32.64	339.73	

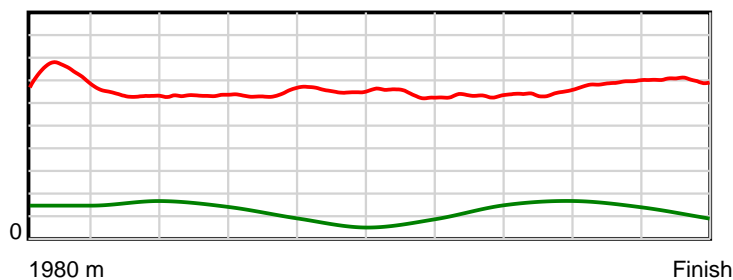
10 m Stride length



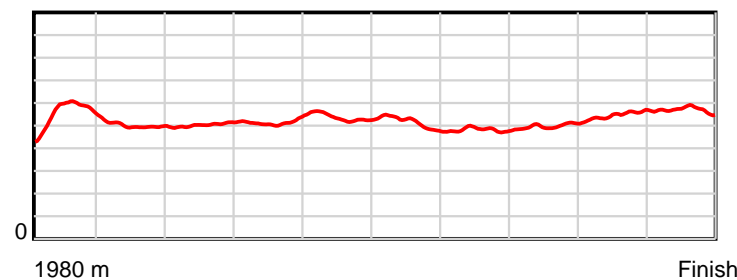
0.6 s Stride duration



20 m/sec Speed



100 % Stride efficiency



Note: Horizontal distance axis grid lines are 200m furlongs.

Disclaimer.

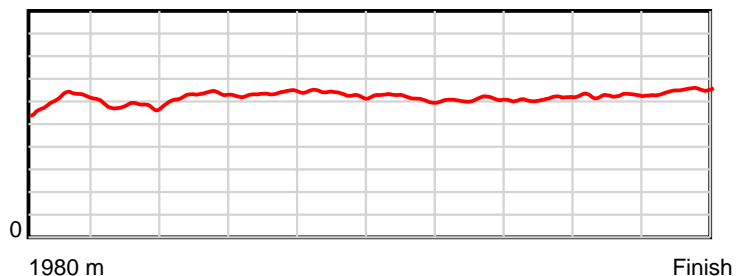
HRNZ and NZMTC and Thoroughbred Ratings Pty Ltd accepts no responsibility for the completeness or accuracy of any of the information contained herein, and makes no representations about its suitability for any particular purpose. Users should make their own judgements about those matters and/or seek independent advice. You assume all risks associated with use of the data provided on this page.

Race Results

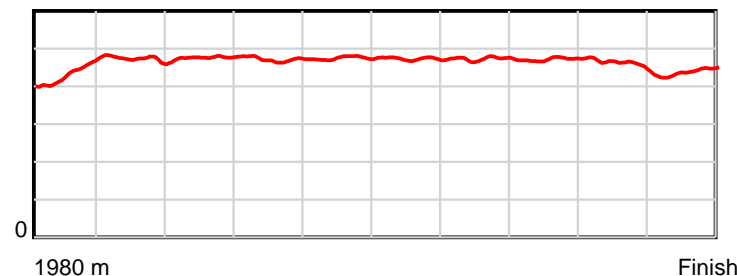
April 30, 2025, Race 1, NORWOOD MACHINERY (AMATEUR DRIVERS) MOBILE PACE, Distance 1980m, Addington - Survey 1980m

Result	TAB no.	Horse (Barrier)	1980 to	1800m to	1600m to	1400m to	1200m to	1000m to	800m to	600m to	400m to	200m to	Total or	Margin
2nd	4	Foveaux Gamble... (3)	1800m	1600m	1400m	1200m	1000m	800m	600m	400m	200m	WP	Average	
		Position in running (margin)	-	4(3.6)	5(10.3)	7(9.0)	5(5.6)	5(3.9)	5(3.8)	5(5.2)	5(6.4)			2.40
		Sectional time (s)	12.90	16.56	15.21	14.91	15.23	15.76	15.55	15.41	14.40	13.57		
		Cumulative time (s)	149.50	136.60	120.04	104.83	89.92	74.69	58.93	43.38	27.97	13.57	2:29.50	
		Speed (m/s)	13.96	12.08	13.15	13.41	13.13	12.69	12.86	12.98	13.89	14.74	13.24	
		Stride length (m)	6.02	5.71	6.26	6.33	6.24	6.00	6.09	6.12	6.38	6.47	6.16	
		Stride duration (s)	0.434	0.473	0.476	0.472	0.475	0.473	0.473	0.472	0.460	0.439	0.465	
		Stride efficiency (%)	56.65	50.91	61.29	62.55	60.76	56.28	57.86	58.51	63.71	65.38	59.21	
		Stride count	29.89	35.04	31.93	31.61	32.07	33.33	32.87	32.69	31.32	30.92	321.67	

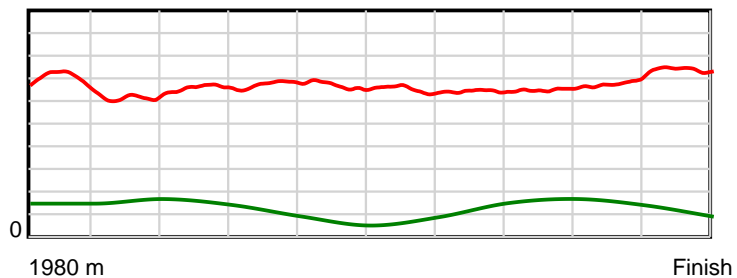
10 m Stride length



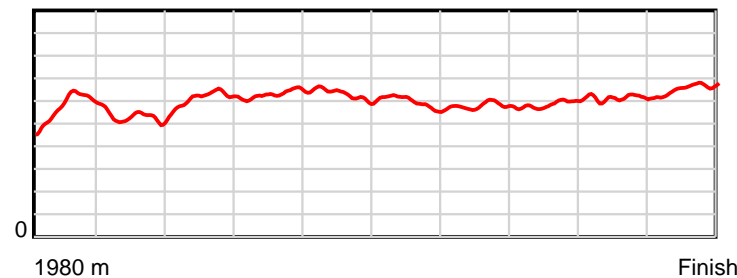
0.6 s Stride duration



20 m/sec Speed



100 % Stride efficiency



Note: Horizontal distance axis grid lines are 200m furlongs.

Disclaimer.

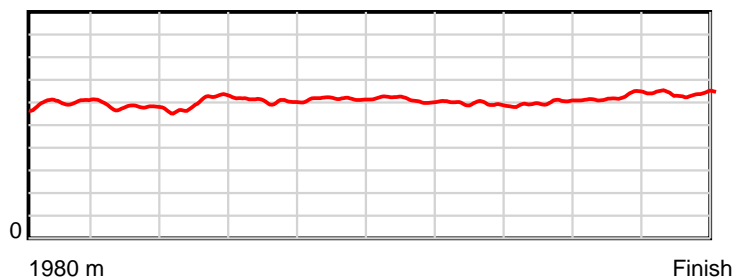
HRNZ and NZMTC and Thoroughbred Ratings Pty Ltd accepts no responsibility for the completeness or accuracy of any of the information contained herein, and makes no representations about its suitability for any particular purpose. Users should make their own judgements about those matters and/or seek independent advice. You assume all risks associated with use of the data provided on this page.

Race Results

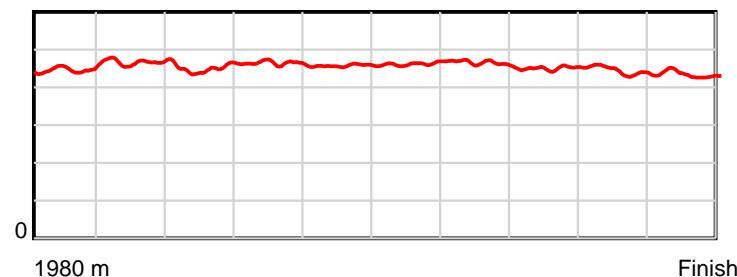
April 30, 2025, Race 1, NORWOOD MACHINERY (AMATEUR DRIVERS) MOBILE PACE, Distance 1980m, Addington - Survey 1980m

Result	TAB no.	Horse (Barrier)	1980 to	1800m to	1600m to	1400m to	1200m to	1000m to	800m to	600m to	400m to	200m to	Total or	Margin
3rd	7	Just Ask Paddy (6)	1800m	1600m	1400m	1200m	1000m	800m	600m	400m	200m	WP	Average	
		Position in running (margin)	-	7(7.6)	7(11.3)	6(8.9)	7(7.7)	7(7.4)	7(6.4)	7(6.6)	7(6.9)	7(7.2)		3.30
		Sectional time (s)	13.63	16.07	15.04	15.27	15.47	15.59	15.60	15.24	14.24	13.51		
		Cumulative time (s)	149.66	136.03	119.96	104.92	89.65	74.18	58.59	42.99	27.75	13.51	2:29.66	
		Speed (m/s)	13.21	12.45	13.30	13.10	12.93	12.83	12.82	13.12	14.04	14.80	13.23	
		Stride length (m)	5.96	5.81	5.99	6.08	5.91	5.94	5.95	5.91	6.21	6.43	6.02	
		Stride duration (s)	0.448	0.467	0.451	0.464	0.457	0.463	0.464	0.450	0.442	0.434	0.455	
		Stride efficiency (%)	55.47	52.83	56.10	57.76	54.60	55.12	55.29	54.60	60.26	64.61	56.54	
		Stride count	30.21	34.40	33.38	32.90	33.83	33.68	33.62	33.84	32.21	31.10	329.17	

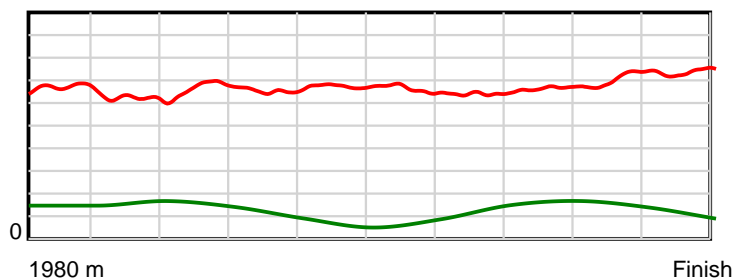
10 m Stride length



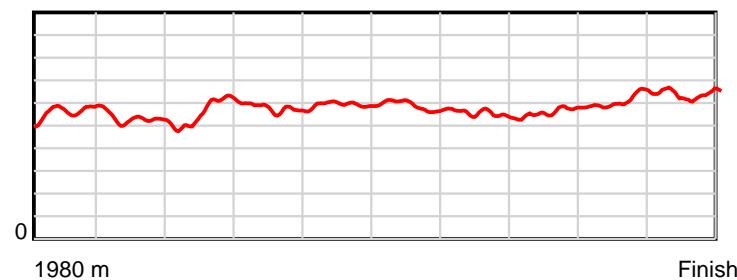
0.6 s Stride duration



20 m/sec Speed



100 % Stride efficiency



Note: Horizontal distance axis grid lines are 200m furlongs.

Disclaimer.

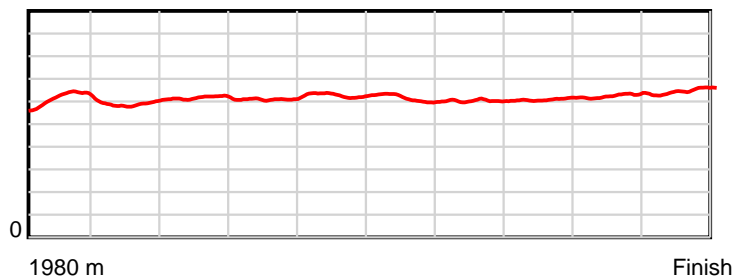
HRNZ and NZMTC and Thoroughbred Ratings Pty Ltd accepts no responsibility for the completeness or accuracy of any of the information contained herein, and makes no representations about its suitability for any particular purpose. Users should make their own judgements about those matters and/or seek independent advice. You assume all risks associated with use of the data provided on this page.

Race Results

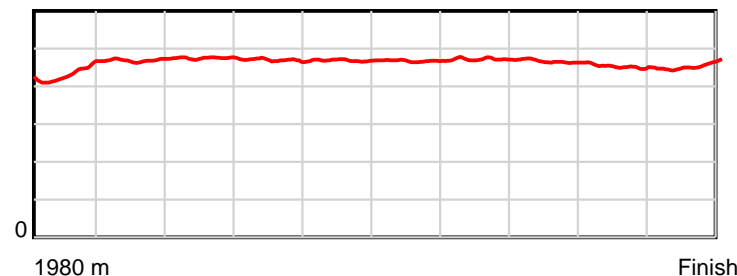
April 30, 2025, Race 1, NORWOOD MACHINERY (AMATEUR DRIVERS) MOBILE PACE, Distance 1980m, Addington - Survey 1980m

Result	TAB no.	Horse (Barrier)	1980 to	1800m to	1600m to	1400m to	1200m to	1000m to	800m to	600m to	400m to	200m to	Total or	Margin
4th	3	Motor Mouth (2)	1800m	1600m	1400m	1200m	1000m	800m	600m	400m	200m	WP	Average	
		Position in running (margin)	-	2(2.2)	3(5.1)	3(4.5)	4(3.5)	4(3.2)	4(2.2)	4(2.3)	4(3.3)	4(5.8)		4.80
		Sectional time (s)	12.59	15.92	15.32	15.32	15.48	15.58	15.59	15.34	14.61	14.19		
		Cumulative time (s)	149.94	137.35	121.43	106.11	90.79	75.31	59.73	44.14	28.80	14.19	2:29.94	
		Speed (m/s)	14.30	12.56	13.05	13.05	12.92	12.84	12.83	13.04	13.69	14.09	13.21	
		Stride length (m)	6.14	5.89	6.20	6.13	6.06	6.00	6.06	6.08	6.18	6.42	6.11	
		Stride duration (s)	0.434	0.469	0.475	0.469	0.469	0.467	0.472	0.466	0.451	0.455	0.463	
		Stride efficiency (%)	58.84	54.19	60.07	58.71	57.39	56.23	57.31	57.67	59.59	64.32	58.35	
		Stride count	29.33	33.96	32.26	32.63	33.00	33.34	33.03	32.92	32.39	31.17	324.03	

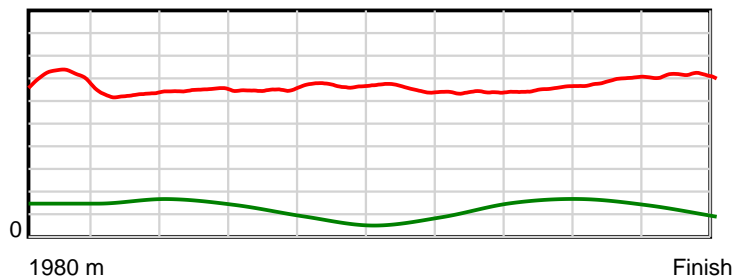
10 m Stride length



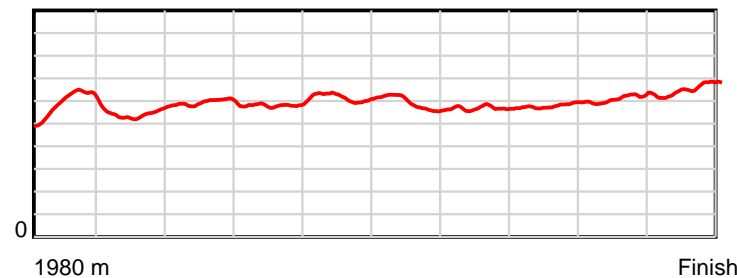
0.6 s Stride duration



20 m/sec Speed



100 % Stride efficiency



Note: Horizontal distance axis grid lines are 200m furlongs.

Disclaimer.

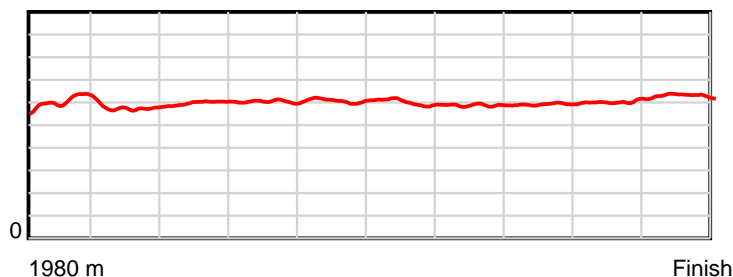
HRNZ and NZMTC and Thoroughbred Ratings Pty Ltd accepts no responsibility for the completeness or accuracy of any of the information contained herein, and makes no representations about its suitability for any particular purpose. Users should make their own judgements about those matters and/or seek independent advice. You assume all risks associated with use of the data provided on this page.

Race Results

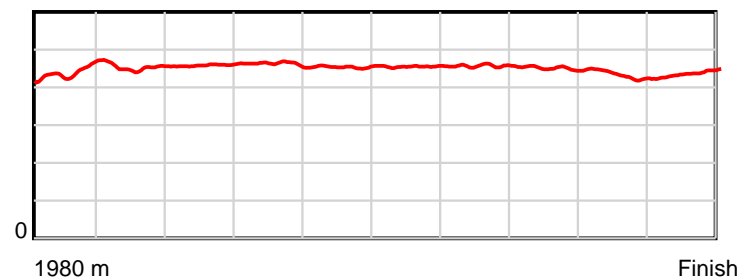
April 30, 2025, Race 1, NORWOOD MACHINERY (AMATEUR DRIVERS) MOBILE PACE, Distance 1980m, Addington - Survey 1980m

Result	TAB no.	Horse (Barrier)	1980 to	1800m to	1600m to	1400m to	1200m to	1000m to	800m to	600m to	400m to	200m to	Total or	Margin
5th	5	Off The Edge (4)	1800m	1600m	1400m	1200m	1000m	800m	600m	400m	200m	WP	Average	
		Position in running (margin)	-	5(5.2)	4(7.5)	5(6.5)	6(5.7)	6(5.1)	6(4.1)	6(4.2)	6(5.2)	6(6.7)		5.30
		Sectional time (s)	13.24	15.83	15.27	15.35	15.42	15.58	15.59	15.34	14.45	13.95		
		Cumulative time (s)	150.02	136.78	120.95	105.68	90.33	74.91	59.33	43.74	28.40	13.95	2:30.02	
		Speed (m/s)	13.60	12.63	13.10	13.03	12.97	12.84	12.83	13.04	13.84	14.34	13.20	
		Stride length (m)	6.01	5.73	6.00	6.03	5.89	5.84	5.86	5.87	5.98	6.28	5.95	
		Stride duration (s)	0.442	0.454	0.458	0.463	0.454	0.455	0.457	0.450	0.432	0.438	0.451	
		Stride efficiency (%)	56.40	51.33	56.34	56.81	54.13	53.32	53.65	53.91	55.88	61.69	55.25	
		Stride count	29.96	34.89	33.31	33.17	33.98	34.24	34.13	34.05	33.44	31.83	333.00	

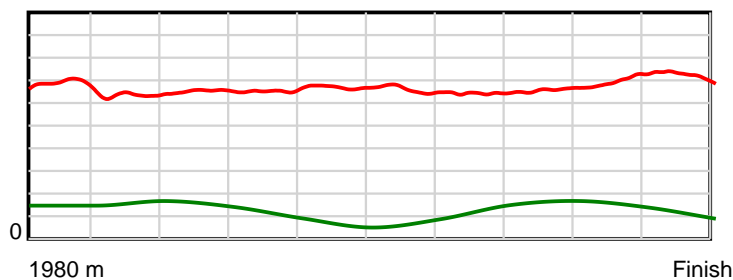
10 m Stride length



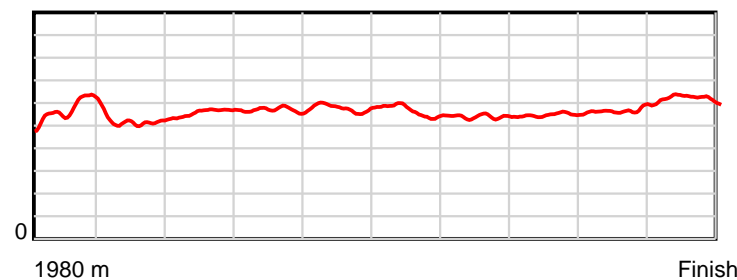
0.6 s Stride duration



20 m/sec Speed



100 % Stride efficiency



Note: Horizontal distance axis grid lines are 200m furlongs.

Disclaimer.

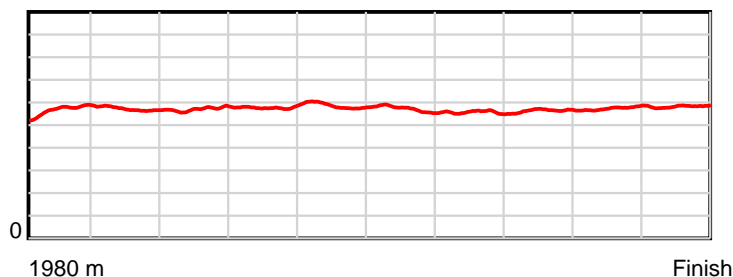
HRNZ and NZMTC and Thoroughbred Ratings Pty Ltd accepts no responsibility for the completeness or accuracy of any of the information contained herein, and makes no representations about its suitability for any particular purpose. Users should make their own judgements about those matters and/or seek independent advice. You assume all risks associated with use of the data provided on this page.

Race Results

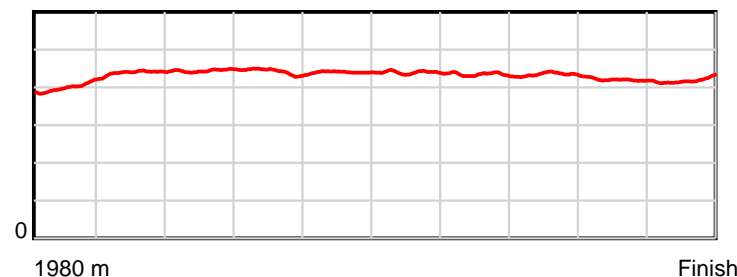
April 30, 2025, Race 1, NORWOOD MACHINERY (AMATEUR DRIVERS) MOBILE PACE, Distance 1980m, Addington - Survey 1980m

Result	TAB no.	Horse (Barrier)	1980 to	1800m to	1600m to	1400m to	1200m to	1000m to	800m to	600m to	400m to	200m to	Total or	Margin
6th	2	Zia Bromac (1)	1800m	1600m	1400m	1200m	1000m	800m	600m	400m	200m	WP	Average	
		Position in running (margin)	-	3(2.5)	2(2.5)	2(2.4)	3(1.7)	3(1.5)	3(1.6)	3(1.9)	3(2.6)	2(4.5)		6.10
		Sectional time (s)	12.76	15.44	15.42	15.35	15.49	15.76	15.62	15.30	14.52	14.51		
		Cumulative time (s)	150.17	137.41	121.97	106.55	91.20	75.71	59.95	44.33	29.03	14.51	2:30.17	
		Speed (m/s)	14.11	12.95	12.97	13.03	12.91	12.69	12.80	13.07	13.77	13.78	13.19	
		Stride length (m)	5.65	5.70	5.76	5.75	5.68	5.58	5.56	5.68	5.78	5.78	5.69	
		Stride duration (s)	0.401	0.440	0.444	0.442	0.440	0.439	0.434	0.434	0.420	0.420	0.432	
		Stride efficiency (%)	49.95	50.69	51.86	51.71	50.43	48.60	48.24	50.37	52.29	52.28	50.62	
		Stride count	31.84	35.12	34.72	34.77	35.21	35.86	36.00	35.23	34.57	34.58	347.90	

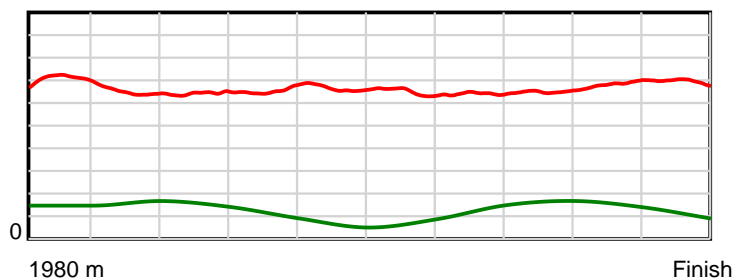
10 m Stride length



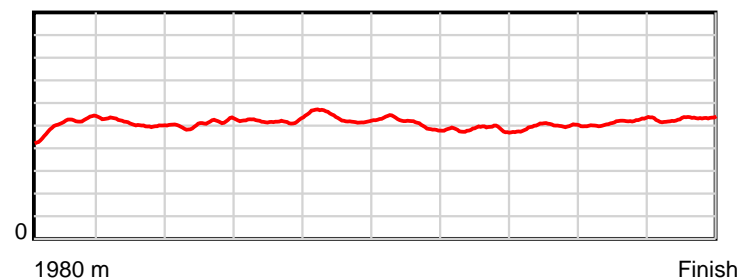
0.6 s Stride duration



20 m/sec Speed



100 % Stride efficiency



Note: Horizontal distance axis grid lines are 200m furlongs.

Disclaimer.

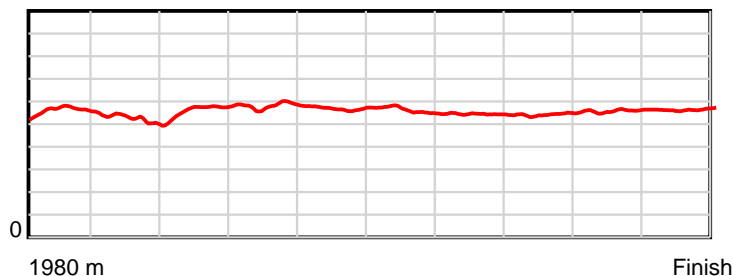
HRNZ and NZMTC and Thoroughbred Ratings Pty Ltd accepts no responsibility for the completeness or accuracy of any of the information contained herein, and makes no representations about its suitability for any particular purpose. Users should make their own judgements about those matters and/or seek independent advice. You assume all risks associated with use of the data provided on this page.

Race Results

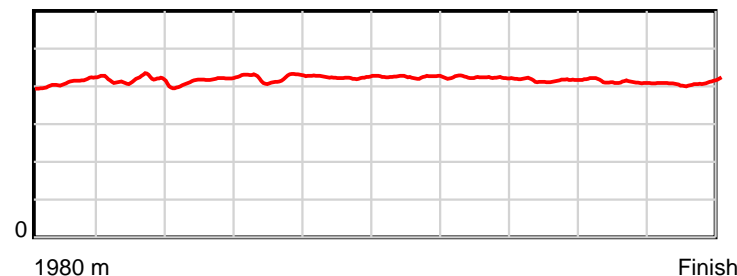
April 30, 2025, Race 1, NORWOOD MACHINERY (AMATEUR DRIVERS) MOBILE PACE, Distance 1980m, Addington - Survey 1980m

Result	TAB no.	Horse (Barrier)	1980 to	1800m to	1600m to	1400m to	1200m to	1000m to	800m to	600m to	400m to	200m to	Total or	Margin
7th	8	Goorambat Art (7)	1800m	1600m	1400m	1200m	1000m	800m	600m	400m	200m	WP	Average	
		Position in running (margin)	-	6(6.1)	6(10.5)	4(6.5)	2(1.3)	2(0.8)	2(0.5)	2(0.5)	2(1.4)	3(5.1)		6.90
		Sectional time (s)	13.37	16.18	14.77	14.62	15.44	15.69	15.58	15.32	14.81	14.53		
		Cumulative time (s)	150.31	136.94	120.76	105.99	91.37	75.93	60.24	44.66	29.34	14.53	2:30.31	
		Speed (m/s)	13.46	12.36	13.54	13.68	12.95	12.75	12.84	13.05	13.50	13.76	13.17	
		Stride length (m)	5.55	5.16	5.62	5.79	5.50	5.42	5.43	5.43	5.56	5.65	5.50	
		Stride duration (s)	0.411	0.417	0.415	0.423	0.424	0.425	0.423	0.416	0.412	0.410	0.418	
		Stride efficiency (%)	48.09	41.56	49.31	52.36	47.19	45.82	46.11	46.13	48.32	49.80	47.34	
		Stride count	32.45	38.78	35.60	34.55	36.39	36.93	36.82	36.81	35.97	35.43	359.73	

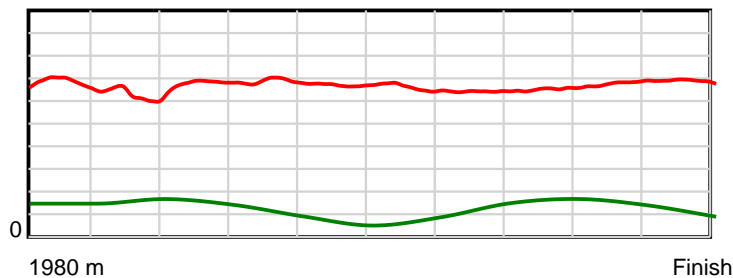
10 m Stride length



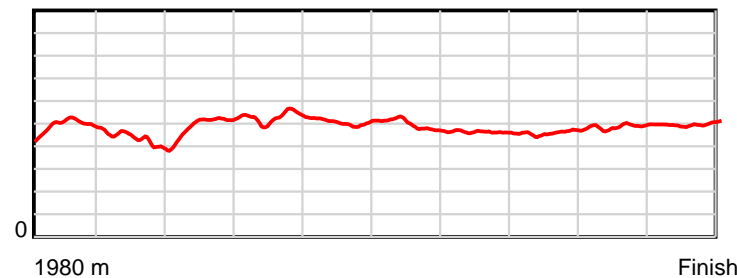
0.6 s Stride duration



20 m/sec Speed



100 % Stride efficiency



Note: Horizontal distance axis grid lines are 200m furlongs.

Disclaimer.

HRNZ and NZMTC and Thoroughbred Ratings Pty Ltd accepts no responsibility for the completeness or accuracy of any of the information contained herein, and makes no representations about its suitability for any particular purpose. Users should make their own judgements about those matters and/or seek independent advice. You assume all risks associated with use of the data provided on this page.



Race Results



April 30, 2025, Race 2, MID-WINTER CHRISTMAS ON SALE NOW TROT, Distance 2600m, Addington - Survey 3200m

Result	TAB no.	Horse (Barrier)	2600 to	2400m to
1st	5	Big Al (6)	2400m	2200m
		Position in running (margin)	-	1(0.0)
		Sectional time (s)	17.36	17.02
		Cumulative time (s)	217.21	199.85
		Speed (m/s)	11.52	11.75
		Stride length (m)	5.56	5.78
		Stride duration (s)	0.479	0.492
		Stride efficiency (%)	48.34	52.22
		Stride count	35.96	34.60

Disclaimer.

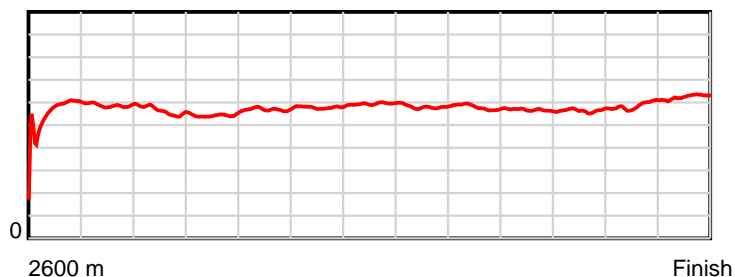
HRNZ and NZMTC and Thoroughbred Ratings Pty Ltd accepts no responsibility for the completeness or accuracy of any of the information contained herein, and makes no representations about its suitability for any particular purpose. Users should make their own judgements about those matters and/or seek independent advice. You assume all risks associated with use of the data provided on this page.

Race Results

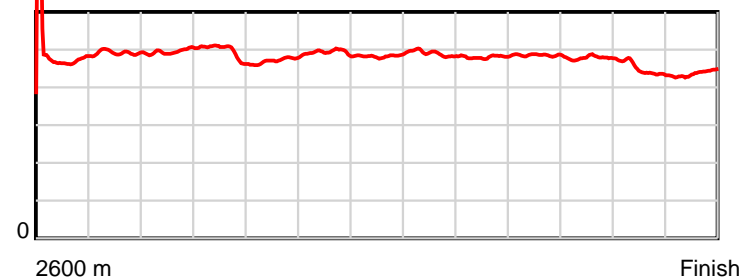
April 30, 2025, Race 2, MID-WINTER CHRISTMAS ON SALE NOW TROT, Distance 2600m, Addington - Survey 3200m

Result	TAB no.	Horse (Barrier)	2200m to	2000m to	1800m to	1600m to	1400m to	1200m to	1000m to	800m to	600m to	400m to	200m to	Total or	Margin
1st	5	Big Al (6)	2000m	1800m	1600m	1400m	1200m	1000m	800m	600m	400m	200m	WP	Average	
		Position in running (margin)	1(0.0)	1(0.0)	1(0.0)	2(2.1)	2(2.3)	2(2.5)	2(2.2)	3(1.8)	3(2.1)	2(2.5)	1(0.0)		0.00
		Sectional time (s)	17.99	18.32	16.50	16.78	16.31	16.93	16.91	17.22	16.79	15.03	14.05		
		Cumulative time (s)	182.83	164.84	146.52	130.02	113.24	96.93	80.00	63.09	45.87	29.08	14.05	3:37.21	
		Speed (m/s)	11.12	10.92	12.12	11.92	12.26	11.81	11.83	11.61	11.91	13.31	14.23	11.97	
		Stride length (m)	5.51	5.41	5.72	5.88	5.93	5.79	5.68	5.64	5.69	5.96	6.22	5.74	
		Stride duration (s)	0.495	0.495	0.472	0.493	0.483	0.490	0.481	0.485	0.478	0.448	0.437	0.480	
		Stride efficiency (%)	47.39	45.67	51.13	53.99	54.90	52.34	50.47	49.63	50.67	55.55	60.55	51.56	
		Stride count	36.32	36.99	34.96	34.03	33.74	34.56	35.19	35.49	35.12	33.55	32.13	452.64	

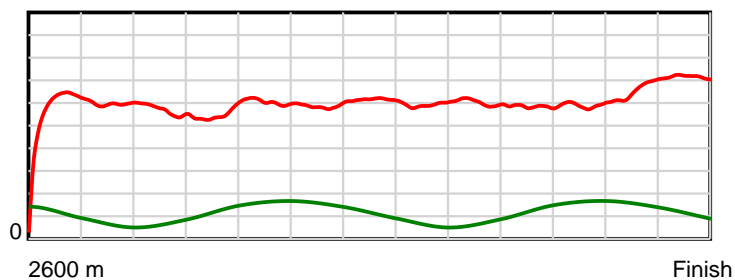
10 m Stride length



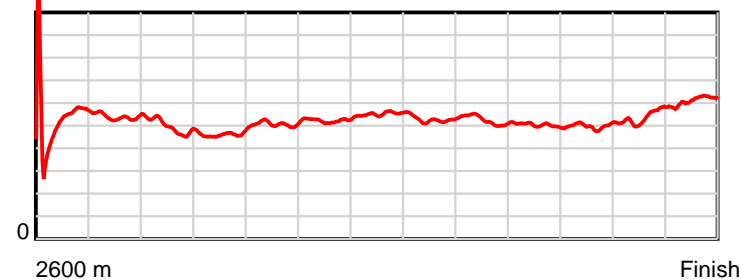
0.5 s Stride duration



20 m/sec Speed



100 % Stride efficiency



Note: Horizontal distance axis grid lines are 200m furlongs.

Disclaimer.

HRNZ and NZMTC and Thoroughbred Ratings Pty Ltd accepts no responsibility for the completeness or accuracy of any of the information contained herein, and makes no representations about its suitability for any particular purpose. Users should make their own judgements about those matters and/or seek independent advice. You assume all risks associated with use of the data provided on this page.



Race Results



April 30, 2025, Race 2, MID-WINTER CHRISTMAS ON SALE NOW TROT, Distance 2600m, Addington - Survey 3200m

Result	TAB no.	Horse (Barrier)	2600 to	2400m to
2nd	7	Kamilla (0)	2400m	2200m
		Position in running (margin)	-	7(10.2)
		Sectional time (s)	19.20	17.49
		Cumulative time (s)	217.38	198.18
		Speed (m/s)	10.42	11.44
		Stride length (m)	26.61	7.25
		Stride duration (s)	2.316	0.634
		Stride efficiency (%)	1106.43	82.10
		Stride count	7.52	27.59

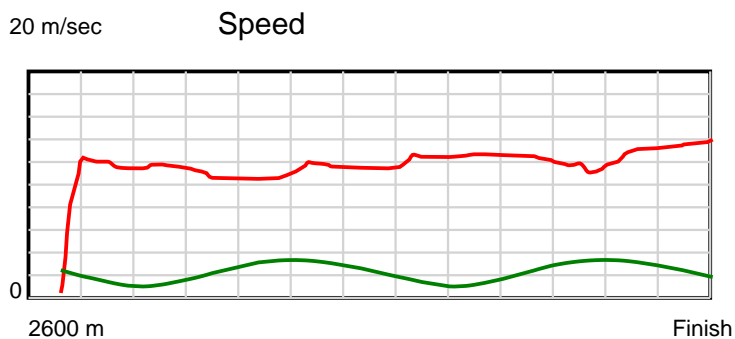
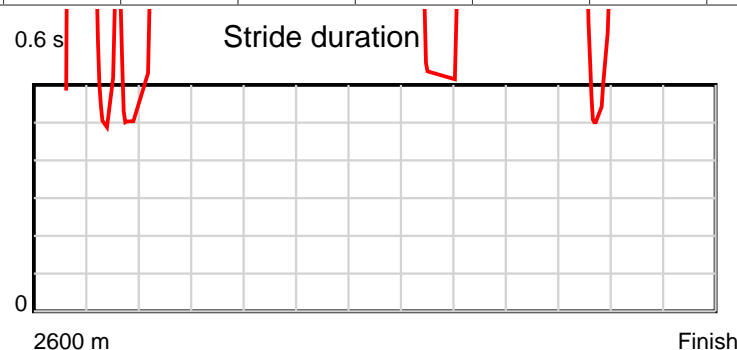
Disclaimer.

HRNZ and NZMTC and Thoroughbred Ratings Pty Ltd accepts no responsibility for the completeness or accuracy of any of the information contained herein, and makes no representations about its suitability for any particular purpose. Users should make their own judgements about those matters and/or seek independent advice. You assume all risks associated with use of the data provided on this page.

Race Results

April 30, 2025, Race 2, MID-WINTER CHRISTMAS ON SALE NOW TROT, Distance 2600m, Addington - Survey 3200m

Result	TAB no.	Horse (Barrier)	2200m to	2000m to	1800m to	1600m to	1400m to	1200m to	1000m to	800m to	600m to	400m to	200m to	Total or	Margin
2nd	7	Kamilla (0)	2000m	1800m	1600m	1400m	1200m	1000m	800m	600m	400m	200m	WP	Average	
		Position in running (margin)	6(13.0)	6(12.9)	6(10.8)	6(11.8)	6(12.0)	6(9.2)	5(5.0)	4(3.0)	4(3.2)	3(4.8)	2(0.4)		0.90
		Sectional time (s)	17.97	17.96	16.33	16.77	15.80	16.29	16.63	17.20	16.99	14.71	14.04		
		Cumulative time (s)	180.69	162.72	144.76	128.43	111.66	95.86	79.57	62.94	45.74	28.75	14.04	3:37.38	
		Speed (m/s)	11.13	11.14	12.25	11.93	12.66	12.28	12.03	11.63	11.77	13.60	14.25	11.96	
		Stride length (m)	13.45	13.23	28.15	9.76	18.27	7.47	23.93	32.58	7.65	9.96	11.89	12.50	
		Stride duration (s)	1.209	1.188	2.298	0.819	1.444	0.609	1.990	2.803	0.650	0.732	0.834	1.045	
		Stride efficiency (%)	282.90	273.68	1238.51	148.93	521.59	87.30	894.77	1658.77	91.39	154.95	220.77	244.28	
		Stride count	14.86	15.11	7.10	20.49	10.95	26.76	8.36	6.14	26.15	20.09	16.83	207.95	



Note: Horizontal distance axis grid lines are 200m furlongs.

Disclaimer.

HRNZ and NZMTC and Thoroughbred Ratings Pty Ltd accepts no responsibility for the completeness or accuracy of any of the information contained herein, and makes no representations about its suitability for any particular purpose. Users should make their own judgements about those matters and/or seek independent advice. You assume all risks associated with use of the data provided on this page.



Race Results



April 30, 2025, Race 2, MID-WINTER CHRISTMAS ON SALE NOW TROT, Distance 2600m, Addington - Survey 3200m

Result	TAB no.	Horse (Barrier)	2600 to	2400m to
3rd	3	Stuarts Buller... (4)	2400m	2200m
		Position in running (margin)	-	4(5.5)
		Sectional time (s)	18.53	16.88
		Cumulative time (s)	217.67	199.14
		Speed (m/s)	10.80	11.85
		Stride length (m)	5.66	5.77
		Stride duration (s)	0.505	0.487
		Stride efficiency (%)	50.04	51.95
		Stride count	35.34	34.69

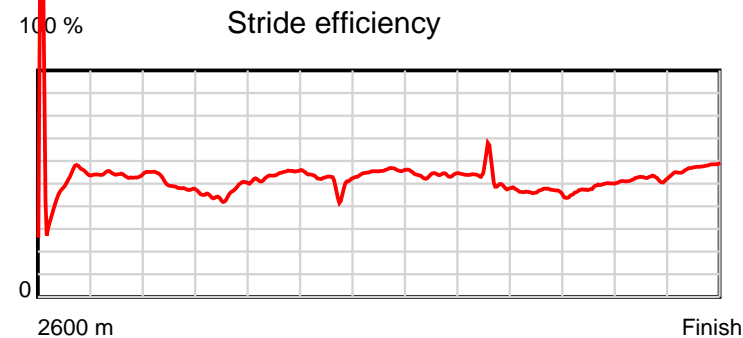
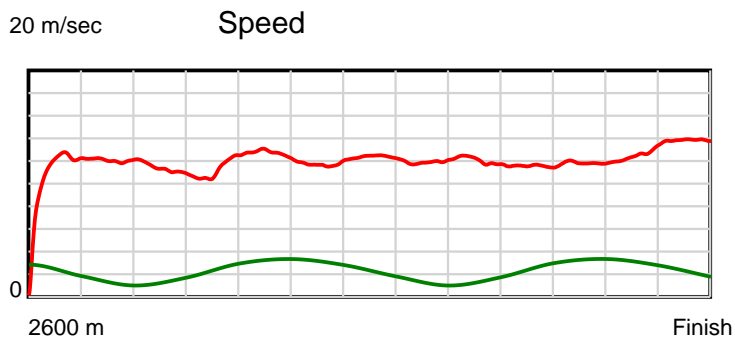
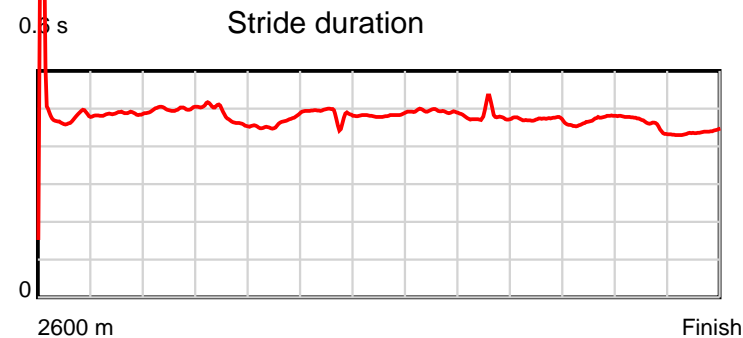
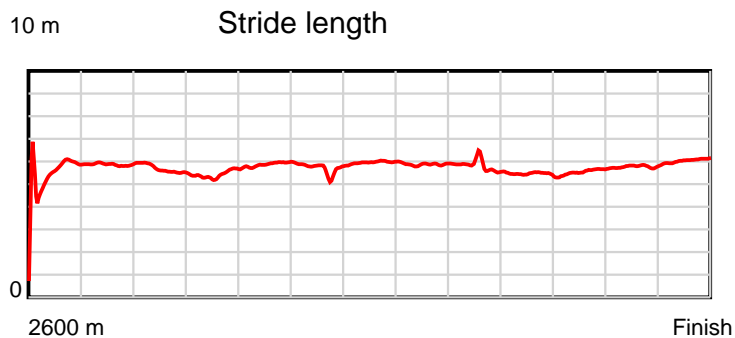
Disclaimer.

HRNZ and NZMTC and Thoroughbred Ratings Pty Ltd accepts no responsibility for the completeness or accuracy of any of the information contained herein, and makes no representations about its suitability for any particular purpose. Users should make their own judgements about those matters and/or seek independent advice. You assume all risks associated with use of the data provided on this page.

Race Results

April 30, 2025, Race 2, MID-WINTER CHRISTMAS ON SALE NOW TROT, Distance 2600m, Addington - Survey 3200m

Result	TAB no.	Horse (Barrier)	2200m to	2000m to	1800m to	1600m to	1400m to	1200m to	1000m to	800m to	600m to	400m to	200m to	Total or	Margin
3rd	3	Stuarts Buller... (4)	2000m	1800m	1600m	1400m	1200m	1000m	800m	600m	400m	200m	WP	Average	
		Position in running (margin)	3(4.7)	3(5.8)	2(1.1)	1(0.0)	1(0.0)	1(0.0)	1(0.0)	1(0.0)	1(0.0)	1(0.0)	3(0.6)		2.50
		Sectional time (s)	18.18	17.53	15.97	16.74	16.27	16.98	16.97	17.18	16.71	15.56	14.17		
		Cumulative time (s)	182.26	164.08	146.55	130.58	113.84	97.57	80.59	63.62	46.44	29.73	14.17	3:37.67	
		Speed (m/s)	11.00	11.41	12.52	11.95	12.29	11.78	11.79	11.64	11.97	12.85	14.11	11.94	
		Stride length (m)	5.49	5.50	5.82	5.78	5.93	5.81	5.65	5.49	5.62	5.92	6.17	5.73	
		Stride duration (s)	0.499	0.482	0.465	0.484	0.482	0.493	0.480	0.471	0.469	0.460	0.437	0.480	
		Stride efficiency (%)	47.15	47.28	52.95	52.22	54.97	52.69	49.95	47.02	49.30	54.70	59.51	51.35	
		Stride count	36.41	36.36	34.36	34.60	33.72	34.44	35.37	36.46	35.61	33.80	32.41	453.57	



Note: Horizontal distance axis grid lines are 200m furlongs.

Disclaimer.

HRNZ and NZMTC and Thoroughbred Ratings Pty Ltd accepts no responsibility for the completeness or accuracy of any of the information contained herein, and makes no representations about its suitability for any particular purpose. Users should make their own judgements about those matters and/or seek independent advice. You assume all risks associated with use of the data provided on this page.



Race Results



April 30, 2025, Race 2, MID-WINTER CHRISTMAS ON SALE NOW TROT, Distance 2600m, Addington - Survey 3200m

Result	TAB no.	Horse (Barrier)	2600 to	2400m to
4th	1	Trouble Pat (2)	2400m	2200m
		Position in running (margin)	-	6(8.0)
		Sectional time (s)	18.68	16.86
		Cumulative time (s)	217.78	199.10
		Speed (m/s)	10.71	11.86
		Stride length (m)	5.45	5.68
		Stride duration (s)	0.481	0.479
		Stride efficiency (%)	46.38	50.39
		Stride count	36.71	35.22

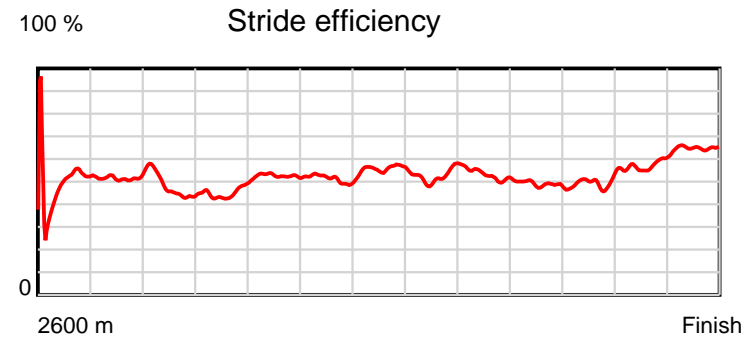
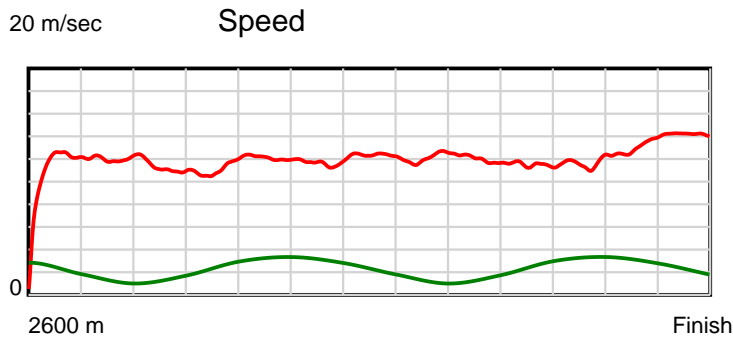
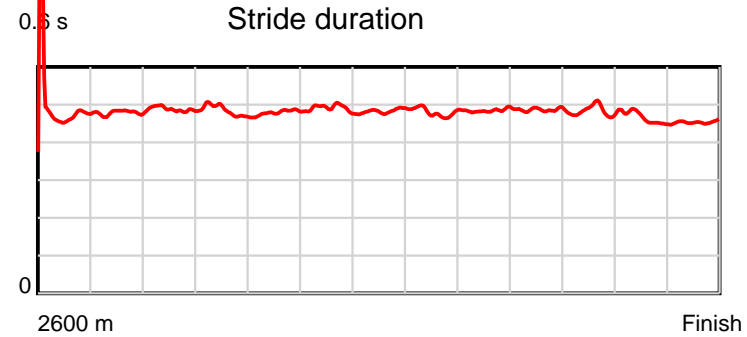
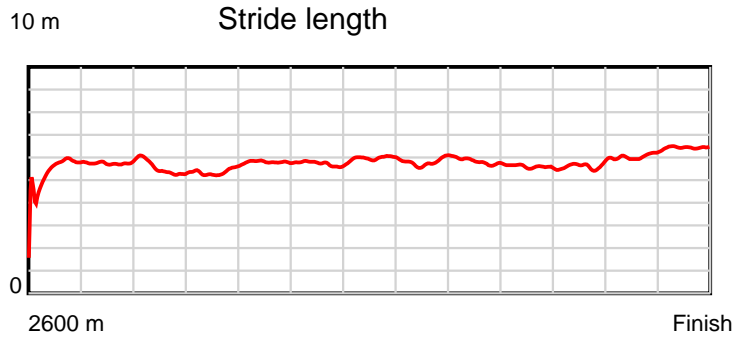
Disclaimer.

HRNZ and NZMTC and Thoroughbred Ratings Pty Ltd accepts no responsibility for the completeness or accuracy of any of the information contained herein, and makes no representations about its suitability for any particular purpose. Users should make their own judgements about those matters and/or seek independent advice. You assume all risks associated with use of the data provided on this page.

Race Results

April 30, 2025, Race 2, MID-WINTER CHRISTMAS ON SALE NOW TROT, Distance 2600m, Addington - Survey 3200m

Result	TAB no.	Horse (Barrier)	2200m to	2000m to	1800m to	1600m to	1400m to	1200m to	1000m to	800m to	600m to	400m to	200m to	Total or	Margin
4th	1	Trouble Pat (2)	2000m	1800m	1600m	1400m	1200m	1000m	800m	600m	400m	200m	WP	Average	
		Position in running (margin)	4(7.0)	4(8.3)	4(5.7)	4(6.9)	4(6.5)	4(6.3)	4(4.7)	5(4.7)	5(4.9)	4(4.9)	4(2.2)		3.20
		Sectional time (s)	18.20	17.89	16.35	16.69	16.23	16.71	16.98	17.21	16.71	15.00	14.27		
		Cumulative time (s)	182.24	164.04	146.15	129.80	113.11	96.88	80.17	63.19	45.98	29.27	14.27	3:37.78	
		Speed (m/s)	10.99	11.18	12.23	11.98	12.32	11.97	11.78	11.62	11.97	13.33	14.02	11.94	
		Stride length (m)	5.36	5.41	5.87	5.88	5.95	5.75	5.71	5.65	5.79	6.19	6.38	5.76	
		Stride duration (s)	0.488	0.484	0.480	0.491	0.483	0.480	0.485	0.486	0.484	0.464	0.455	0.483	
		Stride efficiency (%)	44.94	45.74	53.83	54.10	55.39	51.65	50.90	49.88	52.41	59.83	63.53	51.86	
		Stride count	37.29	36.97	34.08	33.99	33.59	34.79	35.04	35.40	34.54	32.32	31.37	451.31	



Note: Horizontal distance axis grid lines are 200m furlongs.

Disclaimer.

HRNZ and NZMTC and Thoroughbred Ratings Pty Ltd accepts no responsibility for the completeness or accuracy of any of the information contained herein, and makes no representations about its suitability for any particular purpose. Users should make their own judgements about those matters and/or seek independent advice. You assume all risks associated with use of the data provided on this page.



Race Results



April 30, 2025, Race 2, MID-WINTER CHRISTMAS ON SALE NOW TROT, Distance 2600m, Addington - Survey 3200m

Result	TAB no.	Horse (Barrier)	2600 to	2400m to
5th	4	Brightman (5)	2400m	2200m
		Position in running (margin)	-	3(4.7)
		Sectional time (s)	18.23	20.09
		Cumulative time (s)	218.03	199.80
		Speed (m/s)	10.97	9.96
		Stride length (m)	5.56	4.92
		Stride duration (s)	0.497	0.494
		Stride efficiency (%)	48.30	37.85
		Stride count	35.97	40.64

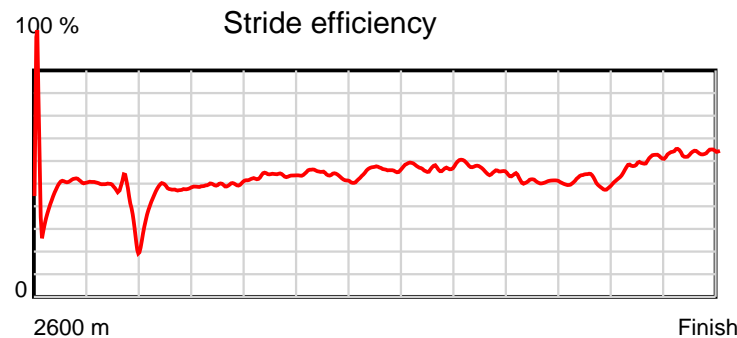
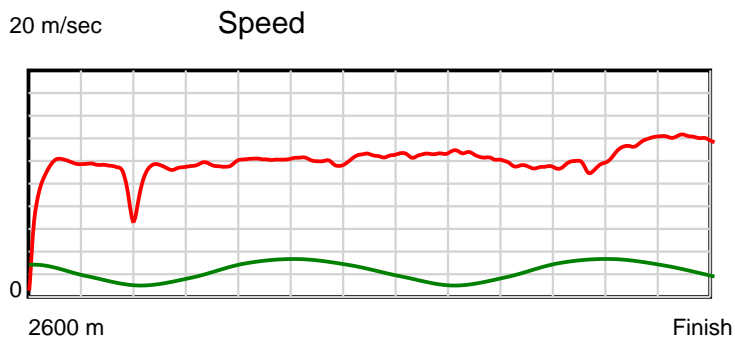
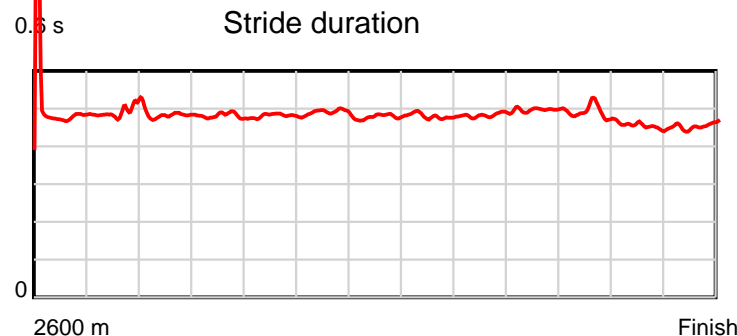
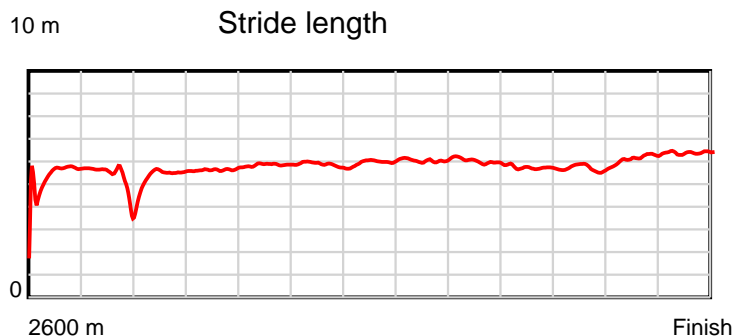
Disclaimer.

HRNZ and NZMTC and Thoroughbred Ratings Pty Ltd accepts no responsibility for the completeness or accuracy of any of the information contained herein, and makes no representations about its suitability for any particular purpose. Users should make their own judgements about those matters and/or seek independent advice. You assume all risks associated with use of the data provided on this page.

Race Results

April 30, 2025, Race 2, MID-WINTER CHRISTMAS ON SALE NOW TROT, Distance 2600m, Addington - Survey 3200m

Result	TAB no.	Horse (Barrier)	2200m to	2000m to	1800m to	1600m to	1400m to	1200m to	1000m to	800m to	600m to	400m to	200m to	Total or	Margin
5th	4	Brightman (5)	2000m	1800m	1600m	1400m	1200m	1000m	800m	600m	400m	200m	WP	Average	
		Position in running (margin)	7(23.1)	7(23.8)	7(14.8)	7(16.1)	7(14.5)	7(11.5)	7(6.9)	6(5.4)	6(5.4)	6(9.0)	5(3.4)		4.50
		Sectional time (s)	18.10	16.81	16.37	16.48	15.77	16.21	16.73	17.17	17.31	14.54	14.22		
		Cumulative time (s)	179.71	161.61	144.80	128.43	111.95	96.18	79.97	63.24	46.07	28.76	14.22	3:38.03	
		Speed (m/s)	11.05	11.90	12.22	12.14	12.68	12.34	11.95	11.65	11.55	13.76	14.06	11.93	
		Stride length (m)	5.32	5.72	5.88	5.96	6.06	5.92	5.78	5.80	5.63	6.23	6.44	5.76	
		Stride duration (s)	0.482	0.481	0.481	0.491	0.478	0.480	0.484	0.498	0.487	0.453	0.458	0.483	
		Stride efficiency (%)	44.30	51.09	53.96	55.47	57.45	54.78	52.25	52.58	49.50	60.57	64.79	51.86	
		Stride count	37.56	34.98	34.03	33.57	32.99	33.78	34.59	34.48	35.54	32.12	31.06	451.31	



Note: Horizontal distance axis grid lines are 200m furlongs.

Disclaimer.

HRNZ and NZMTC and Thoroughbred Ratings Pty Ltd accepts no responsibility for the completeness or accuracy of any of the information contained herein, and makes no representations about its suitability for any particular purpose. Users should make their own judgements about those matters and/or seek independent advice. You assume all risks associated with use of the data provided on this page.



Race Results



April 30, 2025, Race 2, MID-WINTER CHRISTMAS ON SALE NOW TROT, Distance 2600m, Addington - Survey 3200m

Result	TAB no.	Horse (Barrier)	2600 to	2400m to
6th	8	Star Invasion (1)	2400m	2200m
		Position in running (margin)	-	5(7.8)
		Sectional time (s)	18.80	17.42
		Cumulative time (s)	218.39	199.59
		Speed (m/s)	10.64	11.48
		Stride length (m)	40.20	7.20
		Stride duration (s)	3.481	0.627
		Stride efficiency (%)	2525.34	80.91
		Stride count	4.98	27.80

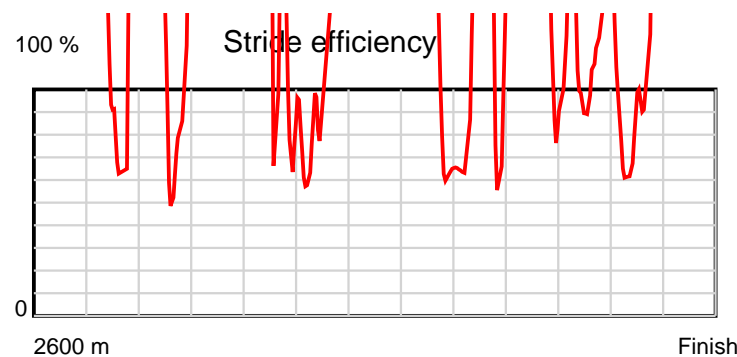
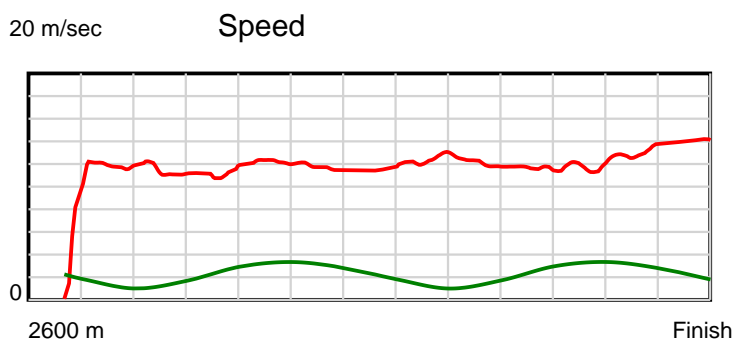
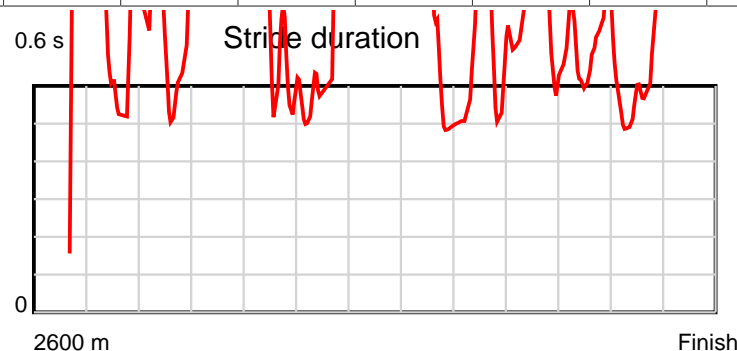
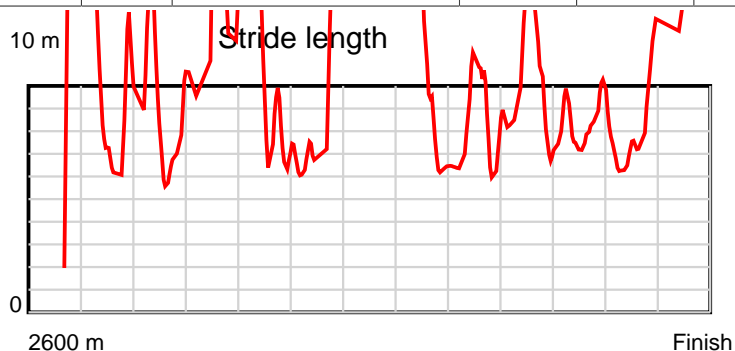
Disclaimer.

HRNZ and NZMTC and Thoroughbred Ratings Pty Ltd accepts no responsibility for the completeness or accuracy of any of the information contained herein, and makes no representations about its suitability for any particular purpose. Users should make their own judgements about those matters and/or seek independent advice. You assume all risks associated with use of the data provided on this page.

Race Results

April 30, 2025, Race 2, MID-WINTER CHRISTMAS ON SALE NOW TROT, Distance 2600m, Addington - Survey 3200m

Result	TAB no.	Horse (Barrier)	2200m to	2000m to	1800m to	1600m to	1400m to	1200m to	1000m to	800m to	600m to	400m to	200m to	Total or	Margin
6th	8	Star Invasion (1)	2000m	1800m	1600m	1400m	1200m	1000m	800m	600m	400m	200m	WP	Average	
		Position in running (margin)	5(10.2)	5(10.2)	5(7.6)	5(8.7)	5(9.5)	5(8.8)	6(6.1)	7(6.1)	7(6.3)	5(7.7)	6(5.1)		6.50
		Sectional time (s)	17.99	17.88	16.34	16.87	16.16	16.54	16.97	17.21	16.93	15.03	14.25		
		Cumulative time (s)	182.17	164.18	146.30	129.96	113.09	96.93	80.39	63.42	46.21	29.28	14.25	3:38.39	
		Speed (m/s)	11.12	11.19	12.24	11.86	12.38	12.09	11.79	11.62	11.81	13.31	14.04	11.91	
		Stride length (m)	6.45	9.21	6.66	7.01	17.48	7.81	6.75	8.40	7.33	7.33	22.40	8.72	
		Stride duration (s)	0.580	0.824	0.544	0.591	1.412	0.646	0.572	0.723	0.621	0.551	1.596	0.733	
		Stride efficiency (%)	65.07	132.58	69.28	76.82	477.32	95.24	71.14	110.37	83.99	84.02	784.27	118.93	
		Stride count	30.99	21.71	30.04	28.52	11.44	25.62	29.64	23.80	27.28	27.28	8.93	298.03	



Note: Horizontal distance axis grid lines are 200m furlongs.

Disclaimer.

HRNZ and NZMTC and Thoroughbred Ratings Pty Ltd accepts no responsibility for the completeness or accuracy of any of the information contained herein, and makes no representations about its suitability for any particular purpose. Users should make their own judgements about those matters and/or seek independent advice. You assume all risks associated with use of the data provided on this page.



Race Results



April 30, 2025, Race 2, MID-WINTER CHRISTMAS ON SALE NOW TROT, Distance 2600m, Addington - Survey 3200m

Result	TAB no.	Horse (Barrier)	2600 to	2400m to
7th	2	Ma Belle Amie (3)	2400m	2200m
		Position in running (margin)	-	2(1.8)
		Sectional time (s)	17.85	17.08
		Cumulative time (s)	222.43	204.58
		Speed (m/s)	11.21	11.71
		Stride length (m)	5.33	5.44
		Stride duration (s)	0.459	0.464
		Stride efficiency (%)	44.42	46.19
		Stride count	37.51	36.79

Disclaimer.

HRNZ and NZMTC and Thoroughbred Ratings Pty Ltd accepts no responsibility for the completeness or accuracy of any of the information contained herein, and makes no representations about its suitability for any particular purpose. Users should make their own judgements about those matters and/or seek independent advice. You assume all risks associated with use of the data provided on this page.

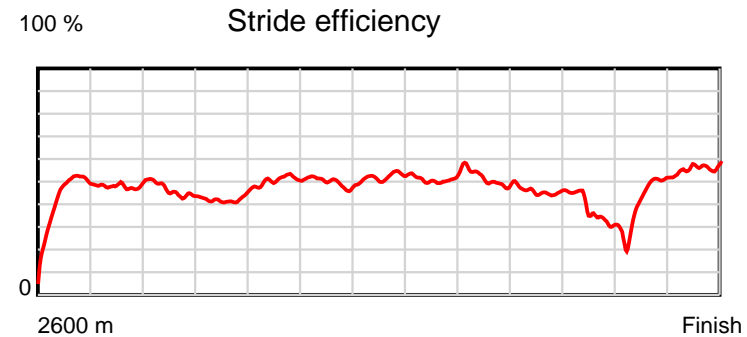
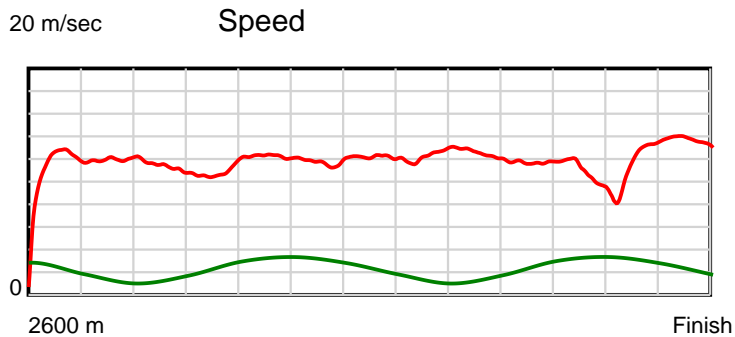
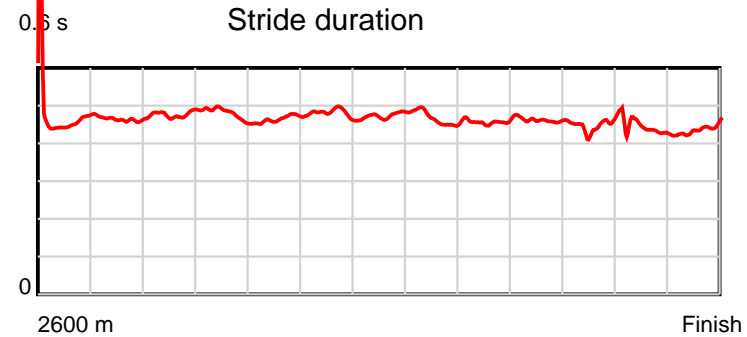
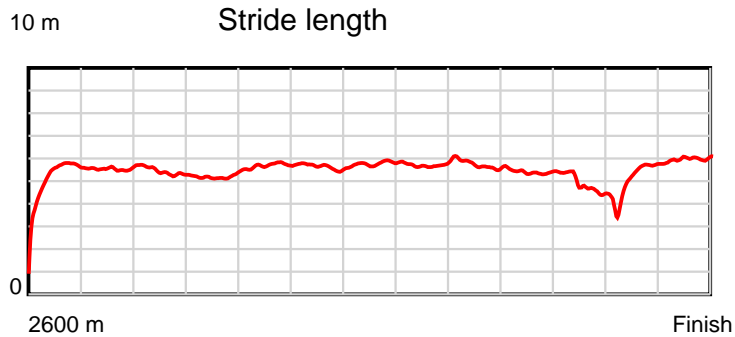


Race Results



April 30, 2025, Race 2, MID-WINTER CHRISTMAS ON SALE NOW TROT, Distance 2600m, Addington - Survey 3200m

Result	TAB no.	Horse (Barrier)	2200m to	2000m to	1800m to	1600m to	1400m to	1200m to	1000m to	800m to	600m to	400m to	200m to	Total or	Margin
7th	2	Ma Belle Amie (3)	2000m	1800m	1600m	1400m	1200m	1000m	800m	600m	400m	200m	WP	Average	
		Position in running (margin)	2(2.2)	2(2.7)	3(2.4)	3(5.1)	3(5.7)	3(4.9)	3(2.3)	2(0.5)	2(0.2)	7(15.1)	7(26.2)		29.00
		Sectional time (s)	18.07	18.26	16.61	16.83	16.14	16.54	16.67	17.13	19.19	17.31	14.75		
		Cumulative time (s)	187.50	169.43	151.17	134.56	117.73	101.59	85.05	68.38	51.25	32.06	14.75	3:42.43	
		Speed (m/s)	11.07	10.95	12.04	11.88	12.39	12.09	12.00	11.68	10.42	11.55	13.56	11.69	
		Stride length (m)	5.28	5.25	5.59	5.71	5.86	5.64	5.50	5.38	4.69	5.07	5.95	5.42	
		Stride duration (s)	0.477	0.479	0.465	0.481	0.473	0.466	0.458	0.461	0.450	0.439	0.439	0.463	
		Stride efficiency (%)	43.52	43.09	48.91	50.92	53.75	49.64	47.19	45.30	34.37	40.17	55.30	45.86	
		Stride count	37.90	38.09	35.75	35.04	34.10	35.49	36.39	37.14	42.65	39.45	33.62	479.92	



Note: Horizontal distance axis grid lines are 200m furlongs.

Disclaimer.

HRNZ and NZMTC and Thoroughbred Ratings Pty Ltd accepts no responsibility for the completeness or accuracy of any of the information contained herein, and makes no representations about its suitability for any particular purpose. Users should make their own judgements about those matters and/or seek independent advice. You assume all risks associated with use of the data provided on this page.



Race Results



April 30, 2025, Race 3, THE PENINSULAR BEACHFRONT RESORT, MOOLOOLABA PACE, Distance 2600m, Addington - Survey 3200m

Result	TAB no.	Horse (Barrier)	2600 to	2400m to
1st	7	Buddy Reign (6)	2400m	2200m
		Position in running (margin)	-	6(5.5)
		Sectional time (s)	16.33	14.51
		Cumulative time (s)	200.50	184.17
		Speed (m/s)	12.25	13.78
		Stride length (m)	5.92	6.43
		Stride duration (s)	0.456	0.467
		Stride efficiency (%)	54.84	64.63
		Stride count	33.76	31.10

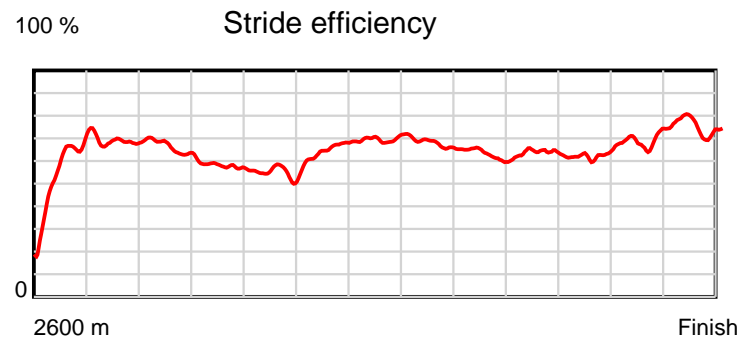
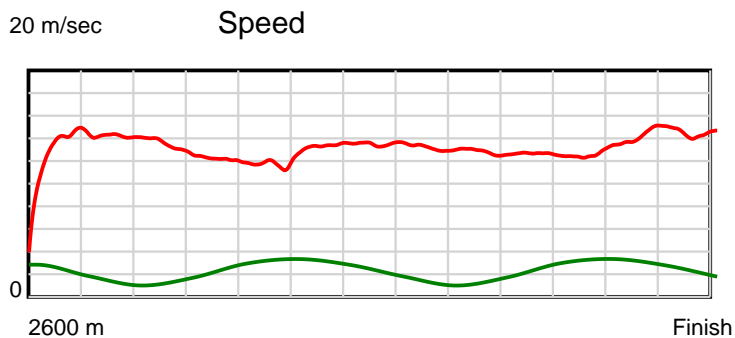
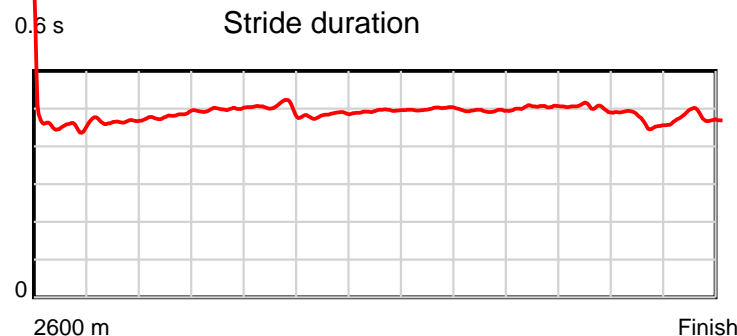
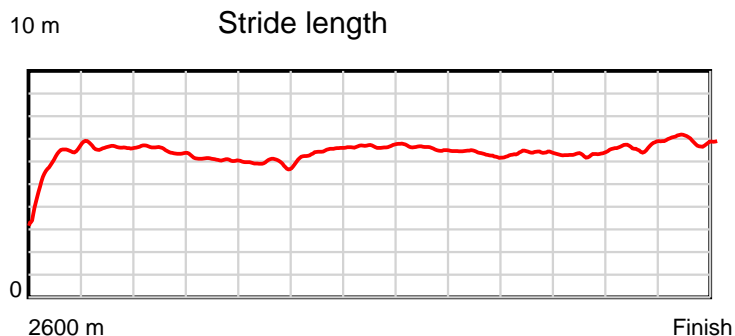
Disclaimer.

HRNZ and NZMTC and Thoroughbred Ratings Pty Ltd accepts no responsibility for the completeness or accuracy of any of the information contained herein, and makes no representations about its suitability for any particular purpose. Users should make their own judgements about those matters and/or seek independent advice. You assume all risks associated with use of the data provided on this page.

Race Results

April 30, 2025, Race 3, THE PENINSULAR BEACHFRONT RESORT, MOOLOOLABA PACE, Distance 2600m, Addington - Survey 3200m

Result	TAB no.	Horse (Barrier)	2200m to	2000m to	1800m to	1600m to	1400m to	1200m to	1000m to	800m to	600m to	400m to	200m to	Total or	Margin
1st	7	Buddy Reign (6)	2000m	1800m	1600m	1400m	1200m	1000m	800m	600m	400m	200m	WP	Average	
		Position in running (margin)	6(4.5)	5(4.6)	5(5.8)	5(9.1)	4(5.3)	3(3.2)	2(1.0)	3(1.6)	3(1.5)	4(2.5)	3(0.9)		0.00
		Sectional time (s)	15.21	16.31	17.19	15.16	14.78	15.52	15.87	15.80	15.91	14.04	13.87		
		Cumulative time (s)	169.66	154.45	138.14	120.95	105.79	91.01	75.49	59.62	43.82	27.91	13.87	3:20.50	
		Speed (m/s)	13.15	12.26	11.63	13.19	13.53	12.89	12.60	12.66	12.57	14.25	14.42	12.97	
		Stride length (m)	6.34	6.11	5.85	6.39	6.69	6.44	6.23	6.39	6.30	6.66	6.91	6.35	
		Stride duration (s)	0.482	0.498	0.503	0.484	0.494	0.500	0.494	0.505	0.501	0.467	0.479	0.489	
		Stride efficiency (%)	62.85	58.39	53.48	63.79	69.87	64.79	60.62	63.84	61.97	69.22	74.70	62.93	
		Stride count	31.54	32.72	34.19	31.30	29.91	31.06	32.11	31.29	31.76	30.05	28.93	409.72	



Note: Horizontal distance axis grid lines are 200m furlongs.

Disclaimer.

HRNZ and NZMTC and Thoroughbred Ratings Pty Ltd accepts no responsibility for the completeness or accuracy of any of the information contained herein, and makes no representations about its suitability for any particular purpose. Users should make their own judgements about those matters and/or seek independent advice. You assume all risks associated with use of the data provided on this page.



Race Results



April 30, 2025, Race 3, THE PENINSULAR BEACHFRONT RESORT, MOOLOOLABA PACE, Distance 2600m, Addington - Survey 3200m

Result	TAB no.	Horse (Barrier)	2600 to	2400m to
2nd	9	Festus Haggen (8)	2400m	2200m
		Position in running (margin)	-	4(2.6)
		Sectional time (s)	15.99	14.61
		Cumulative time (s)	200.52	184.53
		Speed (m/s)	12.51	13.69
		Stride length (m)	5.53	5.83
		Stride duration (s)	0.422	0.426
		Stride efficiency (%)	47.79	53.02
		Stride count	36.17	34.33

Disclaimer.

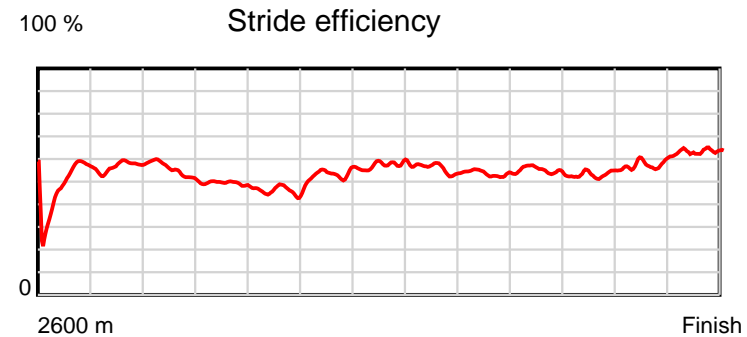
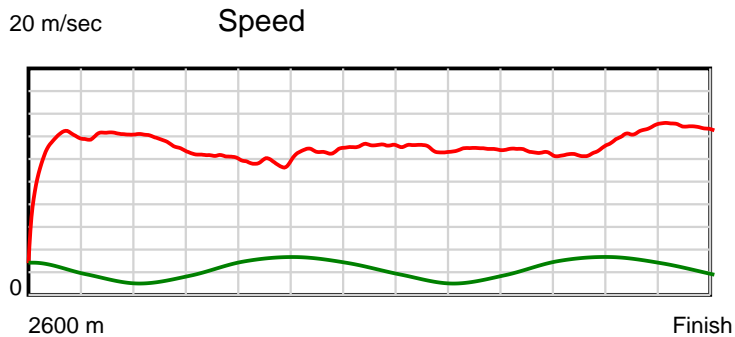
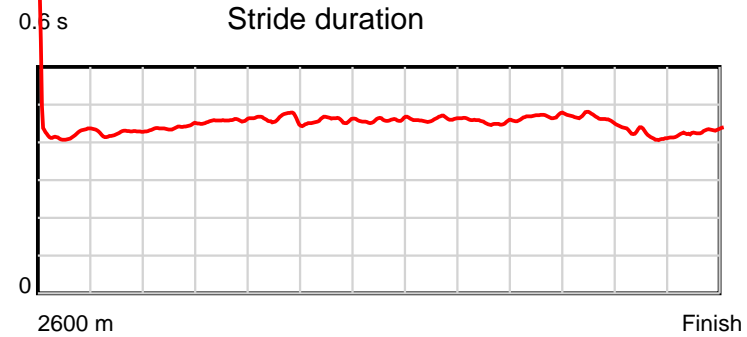
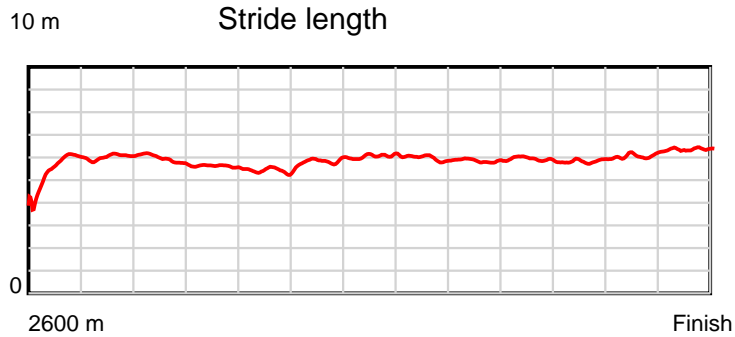
HRNZ and NZMTC and Thoroughbred Ratings Pty Ltd accepts no responsibility for the completeness or accuracy of any of the information contained herein, and makes no representations about its suitability for any particular purpose. Users should make their own judgements about those matters and/or seek independent advice. You assume all risks associated with use of the data provided on this page.



Race Results

April 30, 2025, Race 3, THE PENINSULAR BEACHFRONT RESORT, MOOLOOLABA PACE, Distance 2600m, Addington - Survey 3200m

Result	TAB no.	Horse (Barrier)	2200m to	2000m to	1800m to	1600m to	1400m to	1200m to	1000m to	800m to	600m to	400m to	200m to	Total or	Margin
2nd	9	Festus Haggen (8)	2000m	1800m	1600m	1400m	1200m	1000m	800m	600m	400m	200m	WP	Average	
		Position in running (margin)	4(2.2)	3(3.4)	4(4.6)	4(7.3)	5(5.7)	5(5.5)	8(5.3)	8(6.2)	8(6.1)	7(5.9)	5(2.3)		0.10
		Sectional time (s)	15.39	16.31	17.09	15.52	15.09	15.86	15.90	15.82	15.70	13.72	13.52		
		Cumulative time (s)	169.92	154.53	138.22	121.13	105.61	90.52	74.66	58.76	42.94	27.24	13.52	3:20.52	
		Speed (m/s)	13.00	12.26	11.70	12.89	13.25	12.61	12.58	12.64	12.74	14.58	14.79	12.97	
		Stride length (m)	5.73	5.62	5.41	5.92	6.08	5.82	5.71	5.94	5.89	6.12	6.34	5.83	
		Stride duration (s)	0.441	0.458	0.463	0.459	0.459	0.461	0.454	0.470	0.463	0.420	0.429	0.450	
		Stride efficiency (%)	51.25	49.37	45.78	54.72	57.82	52.92	50.93	55.22	54.29	58.55	62.83	53.15	
		Stride count	34.92	35.58	36.95	33.80	32.88	34.37	35.03	33.64	33.93	32.67	31.54	445.81	



Note: Horizontal distance axis grid lines are 200m furlongs.

Disclaimer.

HRNZ and NZMTC and Thoroughbred Ratings Pty Ltd accepts no responsibility for the completeness or accuracy of any of the information contained herein, and makes no representations about its suitability for any particular purpose. Users should make their own judgements about those matters and/or seek independent advice. You assume all risks associated with use of the data provided on this page.



Race Results



April 30, 2025, Race 3, THE PENINSULAR BEACHFRONT RESORT, MOOLOOLABA PACE, Distance 2600m, Addington - Survey 3200m

Result	TAB no.	Horse (Barrier)	2600 to	2400m to
3rd	2	Franco Elvis (2)	2400m	2200m
		Position in running (margin)	-	1(0.0)
		Sectional time (s)	15.55	14.68
		Cumulative time (s)	200.61	185.06
		Speed (m/s)	12.86	13.62
		Stride length (m)	5.63	6.12
		Stride duration (s)	0.427	0.449
		Stride efficiency (%)	49.51	58.59
		Stride count	35.53	32.66

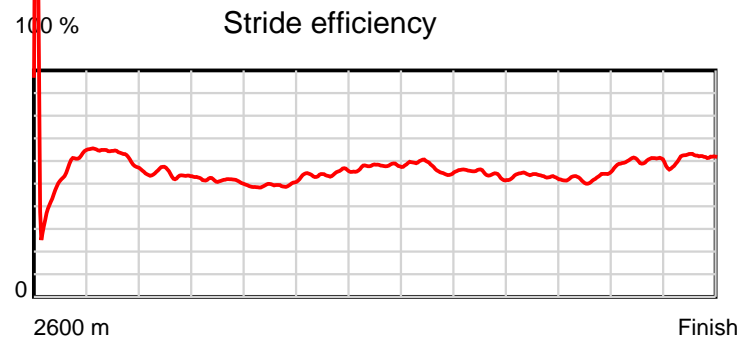
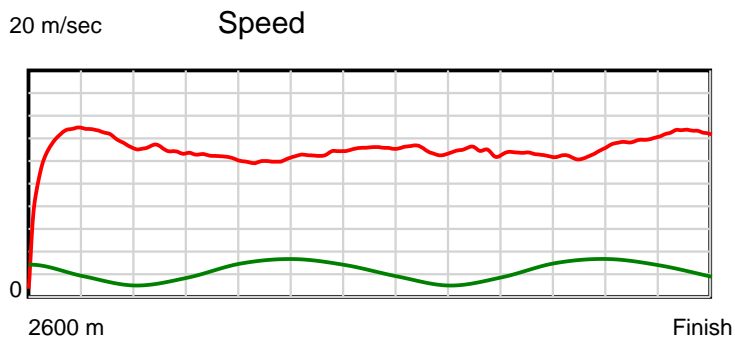
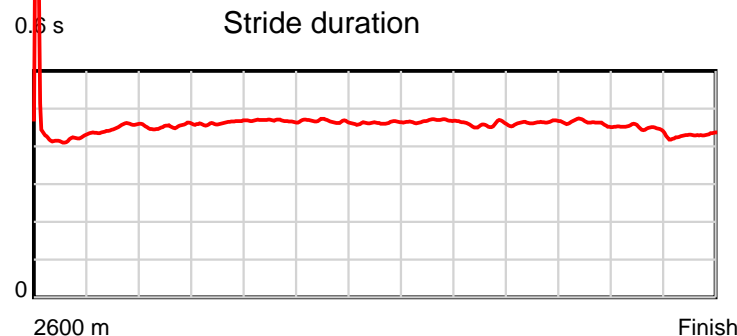
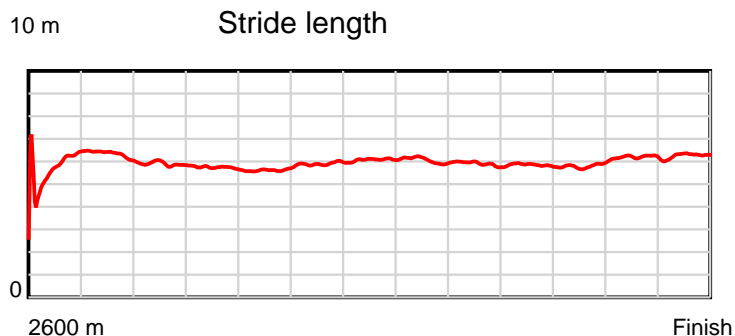
Disclaimer.

HRNZ and NZMTC and Thoroughbred Ratings Pty Ltd accepts no responsibility for the completeness or accuracy of any of the information contained herein, and makes no representations about its suitability for any particular purpose. Users should make their own judgements about those matters and/or seek independent advice. You assume all risks associated with use of the data provided on this page.

Race Results

April 30, 2025, Race 3, THE PENINSULAR BEACHFRONT RESORT, MOOLOOLABA PACE, Distance 2600m, Addington - Survey 3200m

Result	TAB no.	Horse (Barrier)	2200m to	2000m to	1800m to	1600m to	1400m to	1200m to	1000m to	800m to	600m to	400m to	200m to	Total or	Margin
3rd	2	Franco Elvis (2)	2000m	1800m	1600m	1400m	1200m	1000m	800m	600m	400m	200m	WP	Average	
		Position in running (margin)	1(0.0)	2(2.2)	2(2.3)	2(2.1)	2(1.8)	2(2.3)	4(2.0)	4(1.7)	4(1.8)	3(1.8)	4(1.5)		0.60
		Sectional time (s)	15.55	16.12	16.62	15.73	15.22	15.84	15.71	15.84	15.73	14.28	13.74		
		Cumulative time (s)	170.38	154.83	138.71	122.09	106.36	91.14	75.30	59.59	43.75	28.02	13.74	3:20.61	
		Speed (m/s)	12.86	12.41	12.03	12.71	13.14	12.63	12.73	12.63	12.71	14.01	14.56	12.96	
		Stride length (m)	5.82	5.74	5.63	5.94	6.07	5.91	5.82	5.86	5.87	6.26	6.27	5.91	
		Stride duration (s)	0.453	0.463	0.468	0.467	0.462	0.468	0.457	0.464	0.462	0.447	0.431	0.456	
		Stride efficiency (%)	52.96	51.47	49.55	55.06	57.64	54.52	52.96	53.62	53.88	61.16	61.46	54.61	
		Stride count	34.36	34.85	35.52	33.69	32.93	33.86	34.35	34.14	34.06	31.97	31.89	439.81	



Note: Horizontal distance axis grid lines are 200m furlongs.

Disclaimer.

HRNZ and NZMTC and Thoroughbred Ratings Pty Ltd accepts no responsibility for the completeness or accuracy of any of the information contained herein, and makes no representations about its suitability for any particular purpose. Users should make their own judgements about those matters and/or seek independent advice. You assume all risks associated with use of the data provided on this page.



Race Results



April 30, 2025, Race 3, THE PENINSULAR BEACHFRONT RESORT, MOOLOOLABA PACE, Distance 2600m, Addington - Survey 3200m

Result	TAB no.	Horse (Barrier)	2600 to	2400m to
4th	1	Ultimate Couns... (1)	2400m	2200m
		Position in running (margin)	-	2(0.6)
		Sectional time (s)	15.69	14.88
		Cumulative time (s)	200.98	185.29
		Speed (m/s)	12.75	13.44
		Stride length (m)	5.64	6.09
		Stride duration (s)	0.437	0.453
		Stride efficiency (%)	49.74	57.90
		Stride count	35.45	32.86

Disclaimer.

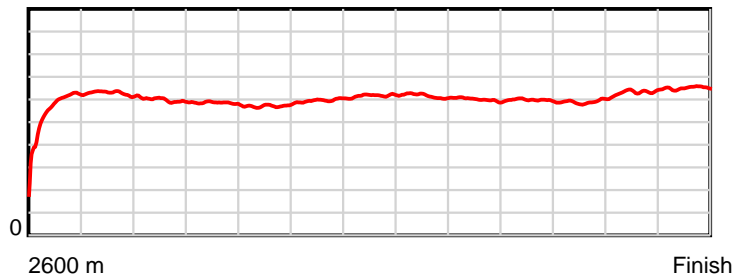
HRNZ and NZMTC and Thoroughbred Ratings Pty Ltd accepts no responsibility for the completeness or accuracy of any of the information contained herein, and makes no representations about its suitability for any particular purpose. Users should make their own judgements about those matters and/or seek independent advice. You assume all risks associated with use of the data provided on this page.

Race Results

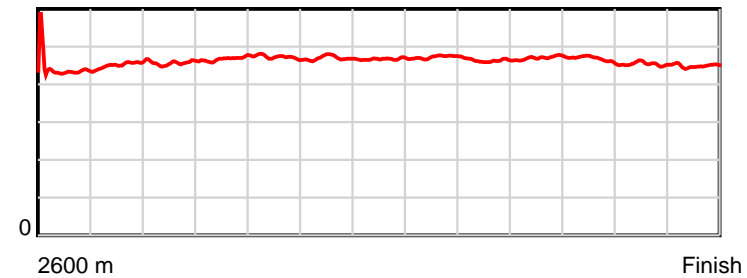
April 30, 2025, Race 3, THE PENINSULAR BEACHFRONT RESORT, MOOLOOLABA PACE, Distance 2600m, Addington - Survey 3200m

Result	TAB no.	Horse (Barrier)	2200m to	2000m to	1800m to	1600m to	1400m to	1200m to	1000m to	800m to	600m to	400m to	200m to	Total or	Margin
4th	1	Ultimate Couns... (1)	2000m	1800m	1600m	1400m	1200m	1000m	800m	600m	400m	200m	WP	Average	
		Position in running (margin)	3(1.7)	4(4.2)	3(4.4)	3(4.5)	3(4.0)	4(4.1)	6(3.6)	6(3.6)	6(3.7)	5(3.9)	6(3.1)		2.70
		Sectional time (s)	15.60	16.14	16.67	15.71	15.14	15.81	15.77	15.85	15.78	14.18	13.76		
		Cumulative time (s)	170.41	154.81	138.67	122.00	106.29	91.15	75.34	59.57	43.72	27.94	13.76	3:20.98	
		Speed (m/s)	12.82	12.39	12.00	12.73	13.21	12.65	12.68	12.62	12.67	14.10	14.53	12.94	
		Stride length (m)	5.85	5.80	5.67	5.98	6.17	5.98	5.88	5.94	5.92	6.40	6.53	5.98	
		Stride duration (s)	0.456	0.468	0.472	0.470	0.467	0.472	0.463	0.471	0.467	0.454	0.449	0.462	
		Stride efficiency (%)	53.52	52.53	50.16	55.89	59.47	55.84	53.94	55.19	54.72	64.03	66.57	55.83	
		Stride count	34.18	34.49	35.30	33.44	32.42	33.46	34.04	33.65	33.80	31.24	30.64	434.97	

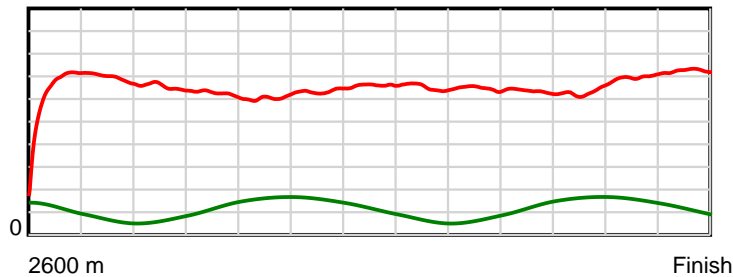
10 m Stride length



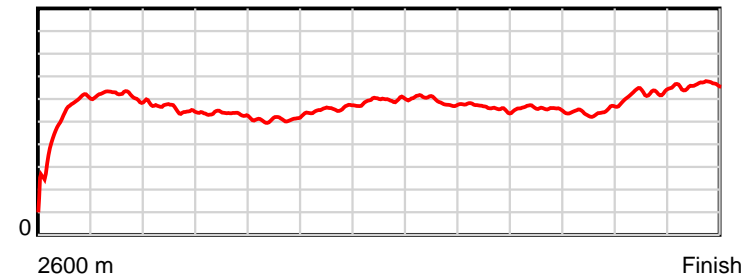
0.6 s Stride duration



20 m/sec Speed



100 % Stride efficiency



Note: Horizontal distance axis grid lines are 200m furlongs.

Disclaimer.

HRNZ and NZMTC and Thoroughbred Ratings Pty Ltd accepts no responsibility for the completeness or accuracy of any of the information contained herein, and makes no representations about its suitability for any particular purpose. Users should make their own judgements about those matters and/or seek independent advice. You assume all risks associated with use of the data provided on this page.



Race Results



April 30, 2025, Race 3, THE PENINSULAR BEACHFRONT RESORT, MOOLOOLABA PACE, Distance 2600m, Addington - Survey 3200m

Result	TAB no.	Horse (Barrier)	2600 to	2400m to
5th	4	Seaside Pond (3)	2400m	2200m
		Position in running (margin)	-	3(1.9)
		Sectional time (s)	16.03	14.36
		Cumulative time (s)	201.05	185.02
		Speed (m/s)	12.48	13.93
		Stride length (m)	5.50	5.79
		Stride duration (s)	0.421	0.416
		Stride efficiency (%)	47.24	52.45
		Stride count	36.37	34.52

Disclaimer.

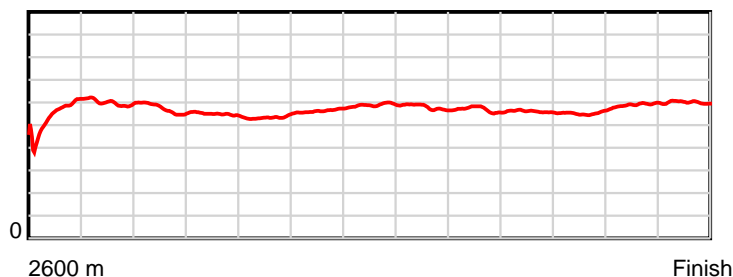
HRNZ and NZMTC and Thoroughbred Ratings Pty Ltd accepts no responsibility for the completeness or accuracy of any of the information contained herein, and makes no representations about its suitability for any particular purpose. Users should make their own judgements about those matters and/or seek independent advice. You assume all risks associated with use of the data provided on this page.

Race Results

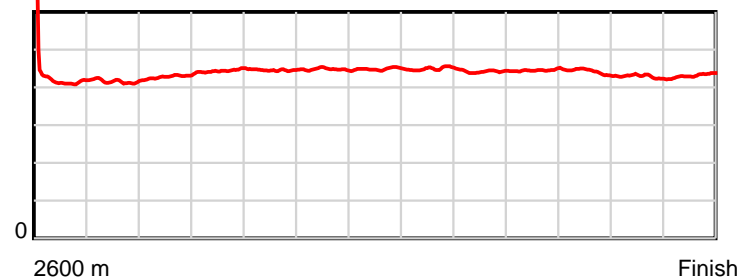
April 30, 2025, Race 3, THE PENINSULAR BEACHFRONT RESORT, MOOLOOLABA PACE, Distance 2600m, Addington - Survey 3200m

Result	TAB no.	Horse (Barrier)	2200m to	2000m to	1800m to	1600m to	1400m to	1200m to	1000m to	800m to	600m to	400m to	200m to	Total or	Margin
5th	4	Seaside Pond (3)	2000m	1800m	1600m	1400m	1200m	1000m	800m	600m	400m	200m	WP	Average	
		Position in running (margin)	2(0.0)	1(0.0)	1(0.0)	1(0.0)	1(0.0)	1(0.0)	1(0.0)	1(0.0)	1(0.0)	1(0.0)	1(0.0)		3.10
		Sectional time (s)	15.18	16.11	16.66	15.78	15.13	15.89	15.76	15.83	15.74	14.31	14.27		
		Cumulative time (s)	170.66	155.48	139.37	122.71	106.93	91.80	75.91	60.15	44.32	28.58	14.27	3:21.05	
		Speed (m/s)	13.18	12.41	12.00	12.67	13.22	12.59	12.69	12.63	12.71	13.98	14.02	12.93	
		Stride length (m)	5.65	5.51	5.35	5.67	5.93	5.65	5.61	5.63	5.60	5.98	6.07	5.68	
		Stride duration (s)	0.429	0.444	0.446	0.448	0.449	0.449	0.442	0.445	0.441	0.428	0.433	0.439	
		Stride efficiency (%)	49.90	47.52	44.80	50.30	55.00	49.96	49.20	49.51	49.03	55.93	57.49	50.47	
		Stride count	35.39	36.27	37.35	35.25	33.71	35.37	35.64	35.53	35.71	33.43	32.97	457.51	

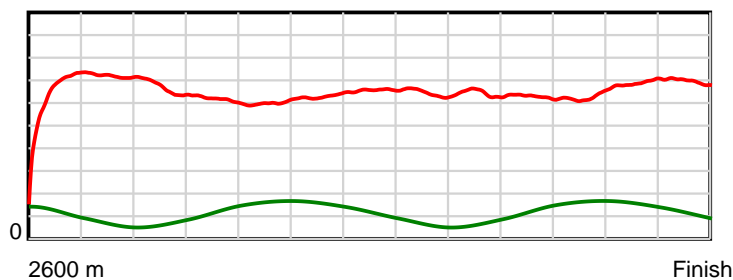
10 m Stride length



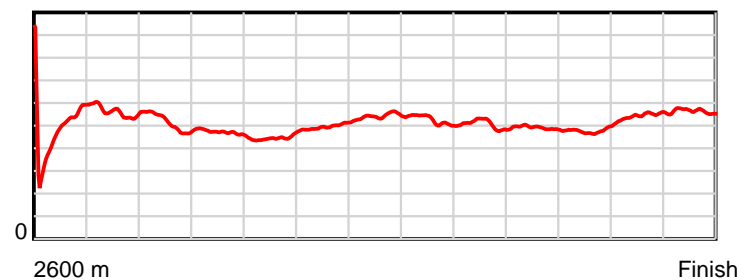
0.6 s Stride duration



20 m/sec Speed



100 % Stride efficiency



Note: Horizontal distance axis grid lines are 200m furlongs.

Disclaimer.

HRNZ and NZMTC and Thoroughbred Ratings Pty Ltd accepts no responsibility for the completeness or accuracy of any of the information contained herein, and makes no representations about its suitability for any particular purpose. Users should make their own judgements about those matters and/or seek independent advice. You assume all risks associated with use of the data provided on this page.



Race Results



April 30, 2025, Race 3, THE PENINSULAR BEACHFRONT RESORT, MOOLOOLABA PACE, Distance 2600m, Addington - Survey 3200m

Result	TAB no.	Horse (Barrier)	2600 to	2400m to
6th	6	Vinrules (5)	2400m	2200m
		Position in running (margin)	-	7(6.4)
		Sectional time (s)	16.77	15.13
		Cumulative time (s)	201.21	184.44
		Speed (m/s)	11.93	13.22
		Stride length (m)	5.19	5.47
		Stride duration (s)	0.411	0.414
		Stride efficiency (%)	42.01	46.75
		Stride count	38.57	36.57

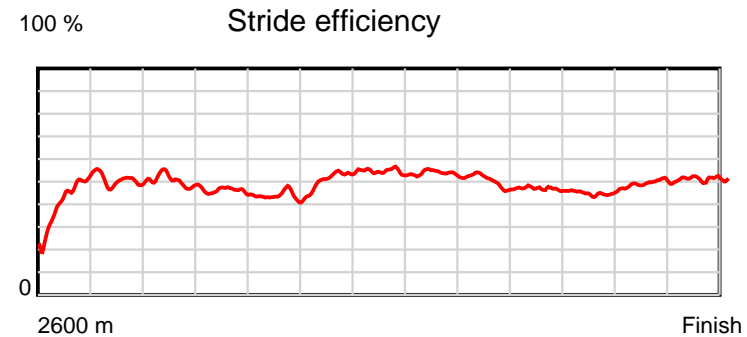
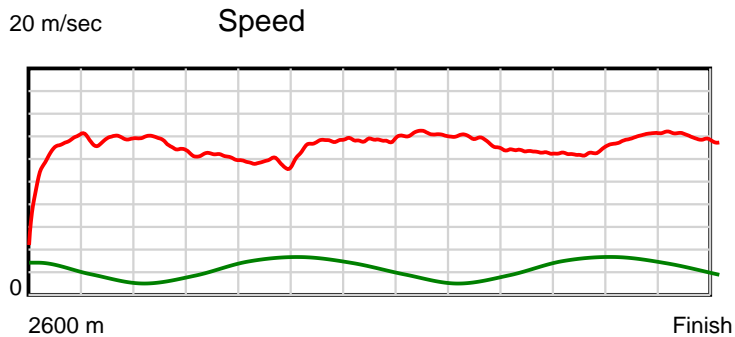
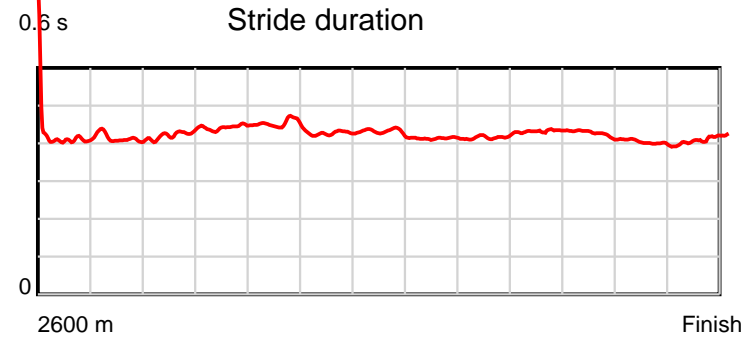
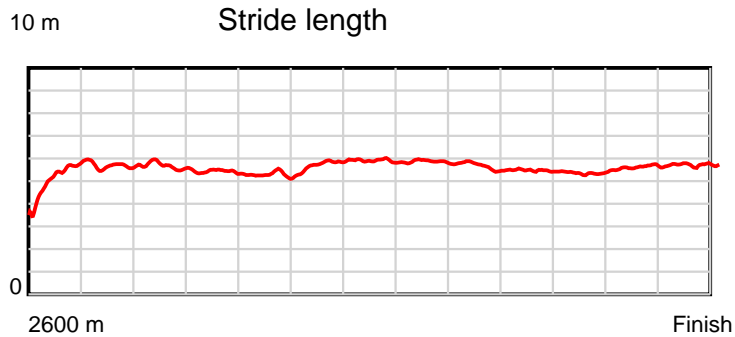
Disclaimer.

HRNZ and NZMTC and Thoroughbred Ratings Pty Ltd accepts no responsibility for the completeness or accuracy of any of the information contained herein, and makes no representations about its suitability for any particular purpose. Users should make their own judgements about those matters and/or seek independent advice. You assume all risks associated with use of the data provided on this page.

Race Results

April 30, 2025, Race 3, THE PENINSULAR BEACHFRONT RESORT, MOOLOOLABA PACE, Distance 2600m, Addington - Survey 3200m

Result	TAB no.	Horse (Barrier)	2200m to	2000m to	1800m to	1600m to	1400m to	1200m to	1000m to	800m to	600m to	400m to	200m to	Total or	Margin
6th	6	Vinrules (5)	2000m	1800m	1600m	1400m	1200m	1000m	800m	600m	400m	200m	WP	Average	
		Position in running (margin)	8(9.1)	8(11.1)	9(12.2)	9(16.9)	9(12.0)	9(8.5)	3(2.0)	2(0.6)	2(0.1)	2(0.6)	2(0.8)		3.90
		Sectional time (s)	15.51	16.30	17.44	14.96	14.56	14.80	15.52	15.75	15.82	14.35	14.30		
		Cumulative time (s)	169.31	153.80	137.50	120.06	105.10	90.54	75.74	60.22	44.47	28.65	14.30	3:21.21	
		Speed (m/s)	12.89	12.27	11.47	13.37	13.74	13.51	12.89	12.70	12.64	13.94	13.99	12.92	
		Stride length (m)	5.48	5.43	5.18	5.70	5.91	5.58	5.39	5.48	5.34	5.58	5.76	5.49	
		Stride duration (s)	0.425	0.443	0.452	0.427	0.430	0.413	0.419	0.432	0.423	0.400	0.412	0.425	
		Stride efficiency (%)	46.89	46.08	41.93	50.82	54.64	48.67	45.48	46.99	44.60	48.62	51.76	47.14	
		Stride count	36.51	36.83	38.61	35.07	33.82	35.84	37.07	36.47	37.44	35.85	34.75	473.40	



Note: Horizontal distance axis grid lines are 200m furlongs.

Disclaimer.

HRNZ and NZMTC and Thoroughbred Ratings Pty Ltd accepts no responsibility for the completeness or accuracy of any of the information contained herein, and makes no representations about its suitability for any particular purpose. Users should make their own judgements about those matters and/or seek independent advice. You assume all risks associated with use of the data provided on this page.



Race Results



April 30, 2025, Race 3, THE PENINSULAR BEACHFRONT RESORT, MOOLOOLABA PACE, Distance 2600m, Addington - Survey 3200m

Result	TAB no.	Horse (Barrier)	2600 to	2400m to
7th	10	Melando Chief (0)	2400m	2200m
		Position in running (margin)	-	9(10.0)
		Sectional time (s)	17.16	14.30
		Cumulative time (s)	201.27	184.11
		Speed (m/s)	11.66	13.99
		Stride length (m)	6.08	6.65
		Stride duration (s)	0.464	0.475
		Stride efficiency (%)	57.78	69.02
		Stride count	32.89	30.09

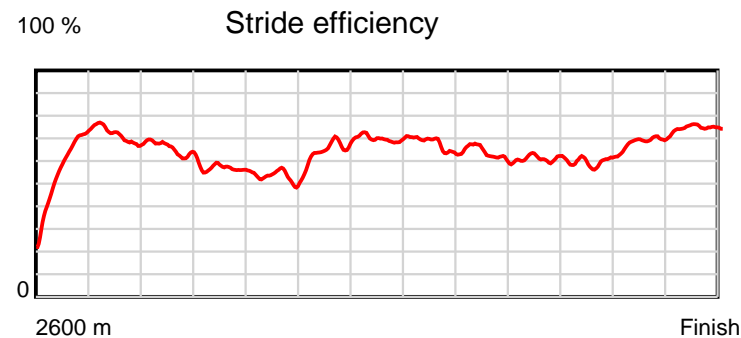
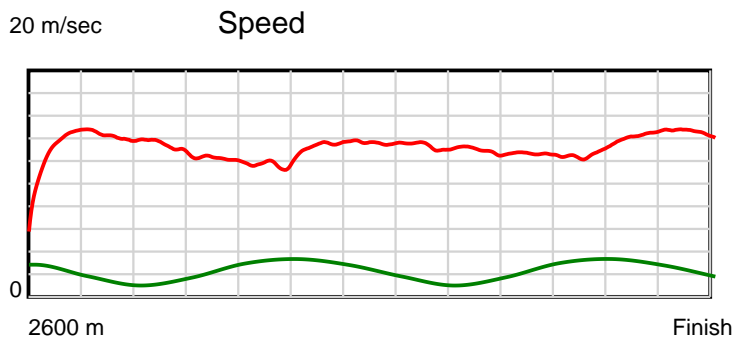
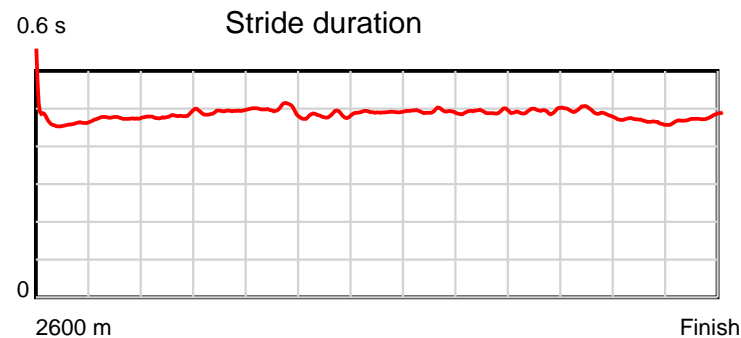
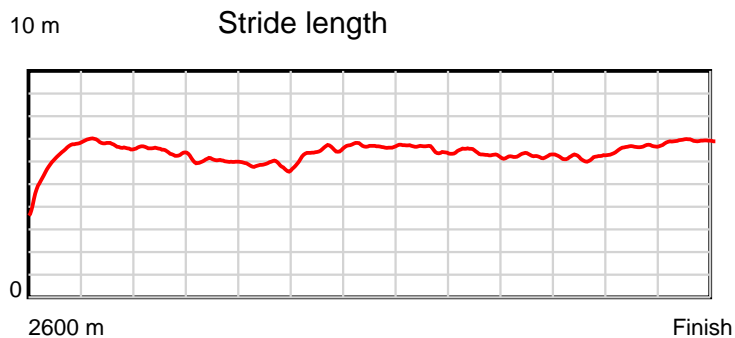
Disclaimer.

HRNZ and NZMTC and Thoroughbred Ratings Pty Ltd accepts no responsibility for the completeness or accuracy of any of the information contained herein, and makes no representations about its suitability for any particular purpose. Users should make their own judgements about those matters and/or seek independent advice. You assume all risks associated with use of the data provided on this page.

Race Results

April 30, 2025, Race 3, THE PENINSULAR BEACHFRONT RESORT, MOOLOOLABA PACE, Distance 2600m, Addington - Survey 3200m

Result	TAB no.	Horse (Barrier)	2200m to	2000m to	1800m to	1600m to	1400m to	1200m to	1000m to	800m to	600m to	400m to	200m to	Total or	Margin
7th	10	Melando Chief (0)	2000m	1800m	1600m	1400m	1200m	1000m	800m	600m	400m	200m	WP	Average	
		Position in running (margin)	7(7.7)	7(8.6)	7(10.1)	8(13.8)	8(9.4)	7(6.9)	7(4.8)	7(6.1)	7(5.9)	8(6.2)	8(5.2)		4.30
		Sectional time (s)	15.32	16.37	17.26	15.05	14.72	15.54	15.97	15.80	15.78	14.15	13.85		
		Cumulative time (s)	169.81	154.49	138.12	120.86	105.81	91.09	75.55	59.58	43.78	28.00	13.85	3:21.27	
		Speed (m/s)	13.05	12.22	11.59	13.29	13.59	12.87	12.52	12.66	12.67	14.13	14.44	12.92	
		Stride length (m)	6.29	6.01	5.77	6.42	6.67	6.33	6.17	6.26	6.19	6.59	6.89	6.32	
		Stride duration (s)	0.482	0.492	0.498	0.483	0.491	0.492	0.493	0.495	0.489	0.466	0.477	0.489	
		Stride efficiency (%)	61.90	56.46	51.95	64.35	69.62	62.60	59.44	61.29	59.91	67.81	74.26	62.39	
		Stride count	31.78	33.27	34.69	31.17	29.96	31.60	32.43	31.94	32.30	30.36	29.01	411.49	



Note: Horizontal distance axis grid lines are 200m furlongs.

Disclaimer.

HRNZ and NZMTC and Thoroughbred Ratings Pty Ltd accepts no responsibility for the completeness or accuracy of any of the information contained herein, and makes no representations about its suitability for any particular purpose. Users should make their own judgements about those matters and/or seek independent advice. You assume all risks associated with use of the data provided on this page.



Race Results



April 30, 2025, Race 3, THE PENINSULAR BEACHFRONT RESORT, MOOLOOLABA PACE, Distance 2600m, Addington - Survey 3200m

Result	TAB no.	Horse (Barrier)	2600 to	2400m to
8th	5	Heaven (4)	2400m	2200m
		Position in running (margin)	-	8(8.8)
		Sectional time (s)	17.02	15.05
		Cumulative time (s)	201.35	184.33
		Speed (m/s)	11.75	13.29
		Stride length (m)	5.16	5.93
		Stride duration (s)	0.422	0.446
		Stride efficiency (%)	41.55	54.93
		Stride count	38.78	33.73

Disclaimer.

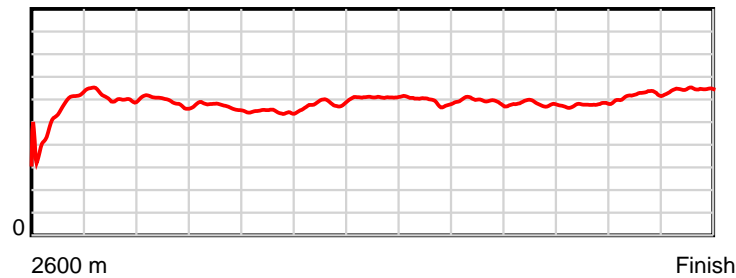
HRNZ and NZMTC and Thoroughbred Ratings Pty Ltd accepts no responsibility for the completeness or accuracy of any of the information contained herein, and makes no representations about its suitability for any particular purpose. Users should make their own judgements about those matters and/or seek independent advice. You assume all risks associated with use of the data provided on this page.

Race Results

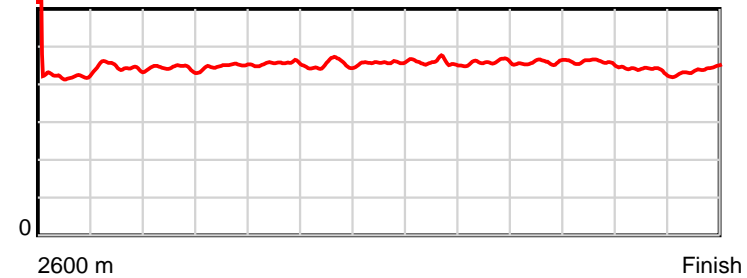
April 30, 2025, Race 3, THE PENINSULAR BEACHFRONT RESORT, MOOLOOLABA PACE, Distance 2600m, Addington - Survey 3200m

Result	TAB no.	Horse (Barrier)	2200m to	2000m to	1800m to	1600m to	1400m to	1200m to	1000m to	800m to	600m to	400m to	200m to	Total or	Margin
8th	5	Heaven (4)	2000m	1800m	1600m	1400m	1200m	1000m	800m	600m	400m	200m	WP	Average	
		Position in running (margin)	9(11.0)	9(12.0)	8(10.4)	6(10.1)	7(8.4)	8(7.8)	9(7.4)	9(8.0)	9(8.3)	9(8.6)	9(6.2)		4.70
		Sectional time (s)	15.36	15.85	16.59	15.51	15.03	15.82	15.86	15.87	15.80	13.90	13.69		
		Cumulative time (s)	169.28	153.92	138.07	121.48	105.97	90.94	75.12	59.26	43.39	27.59	13.69	3:21.35	
		Speed (m/s)	13.02	12.62	12.06	12.89	13.31	12.64	12.61	12.60	12.66	14.39	14.61	12.91	
		Stride length (m)	5.77	5.68	5.49	5.83	6.10	5.79	5.78	5.79	5.79	6.29	6.42	5.82	
		Stride duration (s)	0.443	0.450	0.456	0.452	0.459	0.458	0.459	0.459	0.457	0.437	0.440	0.450	
		Stride efficiency (%)	52.05	50.35	47.10	53.06	58.18	52.38	52.22	52.35	52.38	61.81	64.46	52.85	
		Stride count	34.65	35.23	36.43	34.32	32.78	34.54	34.60	34.55	34.54	31.80	31.14	447.09	

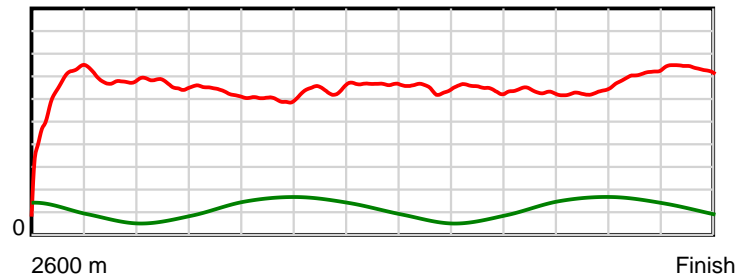
10 m Stride length



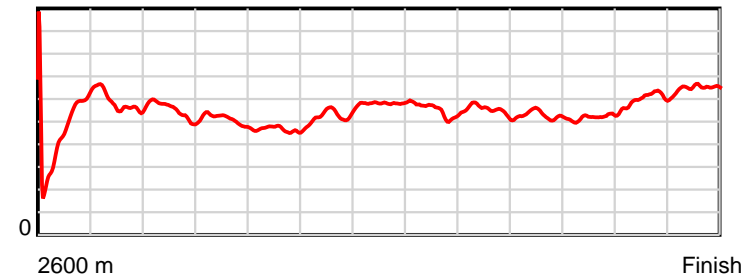
0.5 s Stride duration



20 m/sec Speed



100 % Stride efficiency



Note: Horizontal distance axis grid lines are 200m furlongs.

Disclaimer.

HRNZ and NZMTC and Thoroughbred Ratings Pty Ltd accepts no responsibility for the completeness or accuracy of any of the information contained herein, and makes no representations about its suitability for any particular purpose. Users should make their own judgements about those matters and/or seek independent advice. You assume all risks associated with use of the data provided on this page.



Race Results



April 30, 2025, Race 3, THE PENINSULAR BEACHFRONT RESORT, MOOLOOLABA PACE, Distance 2600m, Addington - Survey 3200m

Result	TAB no.	Horse (Barrier)	2600 to	2400m to
9th	8	He's A Bay (7)	2400m	2200m
		Position in running (margin)	-	5(5.1)
		Sectional time (s)	16.24	14.45
		Cumulative time (s)	201.41	185.17
		Speed (m/s)	12.32	13.84
		Stride length (m)	5.27	5.74
		Stride duration (s)	0.409	0.415
		Stride efficiency (%)	43.32	51.43
		Stride count	37.98	34.86

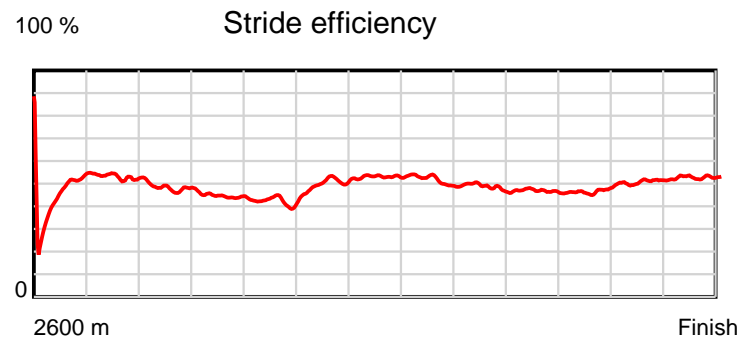
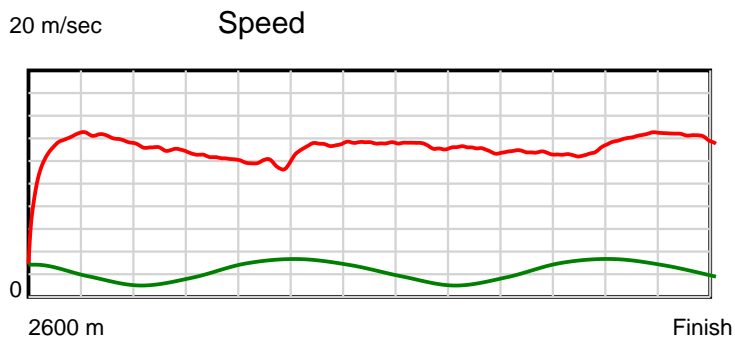
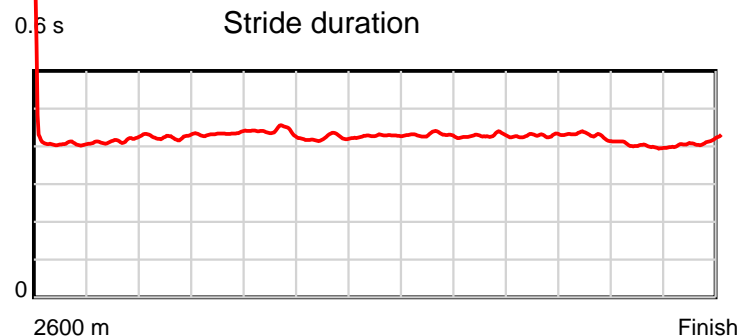
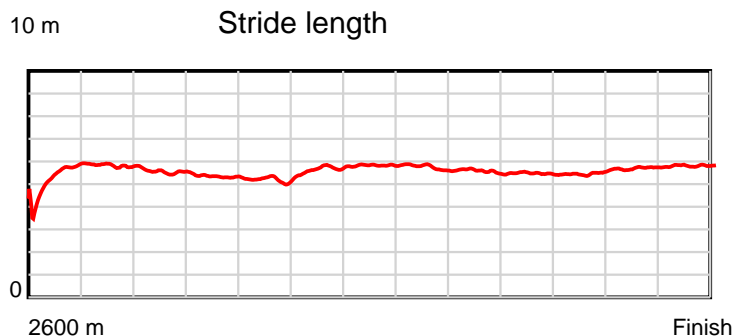
Disclaimer.

HRNZ and NZMTC and Thoroughbred Ratings Pty Ltd accepts no responsibility for the completeness or accuracy of any of the information contained herein, and makes no representations about its suitability for any particular purpose. Users should make their own judgements about those matters and/or seek independent advice. You assume all risks associated with use of the data provided on this page.

Race Results

April 30, 2025, Race 3, THE PENINSULAR BEACHFRONT RESORT, MOOLOOLABA PACE, Distance 2600m, Addington - Survey 3200m

Result	TAB no.	Horse (Barrier)	2200m to	2000m to	1800m to	1600m to	1400m to	1200m to	1000m to	800m to	600m to	400m to	200m to	Total or	Margin
9th	8	He's A Bay (7)	2000m	1800m	1600m	1400m	1200m	1000m	800m	600m	400m	200m	WP	Average	
		Position in running (margin)	5(3.8)	6(5.9)	6(7.4)	7(11.9)	6(8.0)	6(5.5)	5(2.7)	5(3.3)	6(4.6)	7(4.2)			5.00
		Sectional time (s)	15.55	16.35	17.42	15.13	14.71	15.43	15.85	15.83	15.96	14.26	14.23		
		Cumulative time (s)	170.72	155.17	138.82	121.40	106.27	91.56	76.13	60.28	44.45	28.49	14.23	3:21.41	
		Speed (m/s)	12.86	12.23	11.48	13.22	13.60	12.96	12.62	12.63	12.53	14.03	14.05	12.91	
		Stride length (m)	5.47	5.30	5.05	5.58	5.82	5.58	5.41	5.42	5.35	5.62	5.79	5.48	
		Stride duration (s)	0.425	0.433	0.440	0.422	0.428	0.430	0.428	0.429	0.427	0.401	0.412	0.425	
		Stride efficiency (%)	46.78	43.94	39.90	48.68	52.94	48.61	45.68	45.87	44.68	49.34	52.46	46.99	
		Stride count	36.55	37.72	39.58	35.83	34.36	35.86	36.99	36.91	37.40	35.59	34.52	474.15	



Note: Horizontal distance axis grid lines are 200m furlongs.

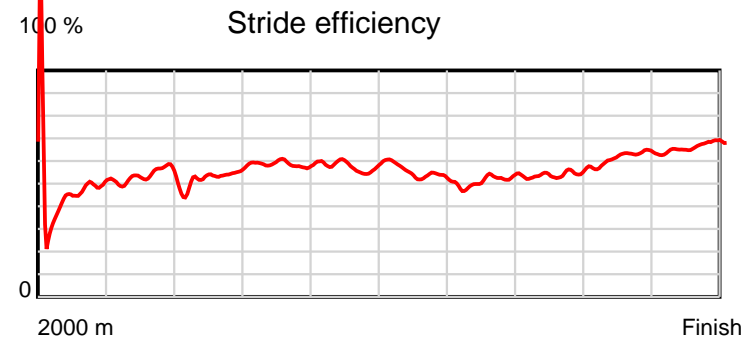
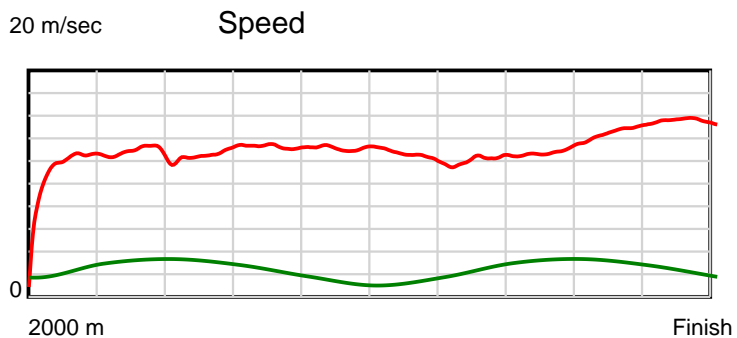
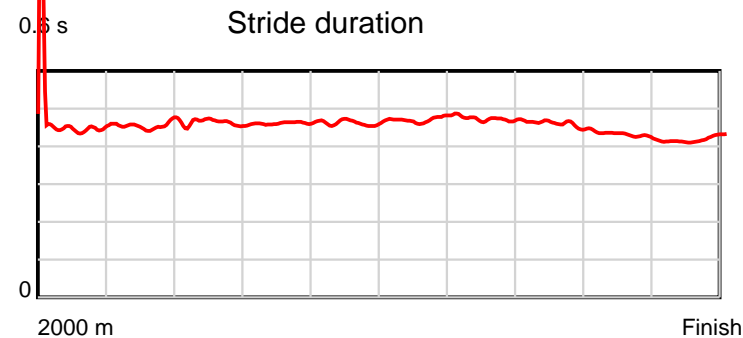
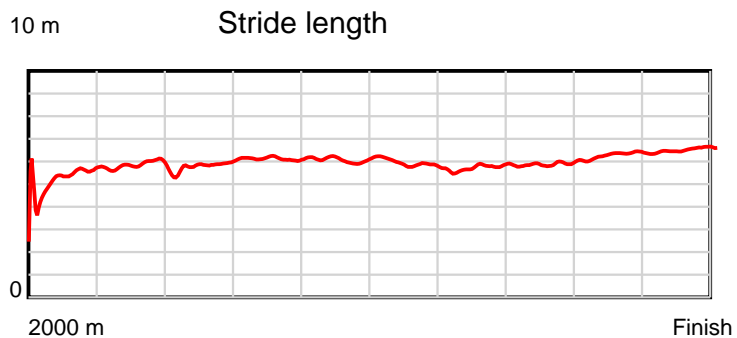
Disclaimer.

HRNZ and NZMTC and Thoroughbred Ratings Pty Ltd accepts no responsibility for the completeness or accuracy of any of the information contained herein, and makes no representations about its suitability for any particular purpose. Users should make their own judgements about those matters and/or seek independent advice. You assume all risks associated with use of the data provided on this page.

Race Results

April 30, 2025, Race 4, McMILLAN EQUINE FEEDS PACE, Distance 2000m, Addington - Survey 3200m

Result	TAB no.	Horse (Barrier)	2000 to	1800m to	1600m to	1400m to	1200m to	1000m to	800m to	600m to	400m to	200m to	Total or	Margin
1st	2	Partners In Wi... (2)	1800m	1600m	1400m	1200m	1000m	800m	600m	400m	200m	WP	Average	
		Position in running (margin)	-	7(7.4)	7(8.9)	8(10.5)	8(10.4)	8(8.7)	7(6.4)	6(5.5)	6(5.0)	5(2.5)		0.00
		Sectional time (s)	18.29	15.90	16.33	15.21	15.87	16.42	16.63	15.75	13.93	12.85		
		Cumulative time (s)	157.18	138.89	122.99	106.66	91.45	75.58	59.16	42.53	26.78	12.85	2:37.18	
		Speed (m/s)	10.93	12.58	12.25	13.15	12.60	12.18	12.03	12.70	14.36	15.56	12.72	
		Stride length (m)	5.07	5.74	5.66	6.07	5.83	5.76	5.68	5.82	6.15	6.54	5.81	
		Stride duration (s)	0.451	0.456	0.462	0.461	0.462	0.473	0.472	0.459	0.429	0.420	0.457	
		Stride efficiency (%)	40.14	51.44	50.14	57.50	53.06	51.83	50.40	52.97	59.14	66.83	52.73	
		Stride count	39.46	34.86	35.31	32.97	34.32	34.73	35.22	34.35	32.51	30.58	344.31	



Note: Horizontal distance axis grid lines are 200m furlongs.

Disclaimer.

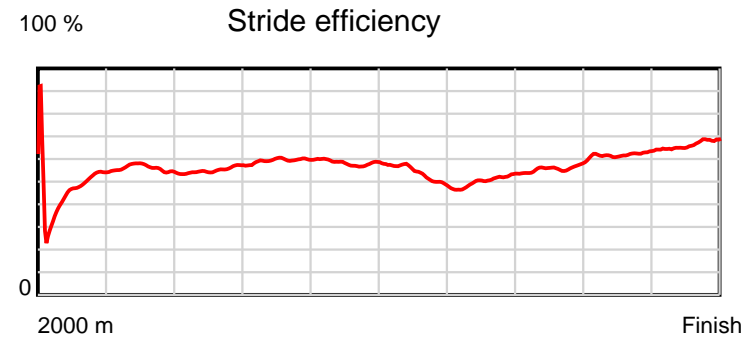
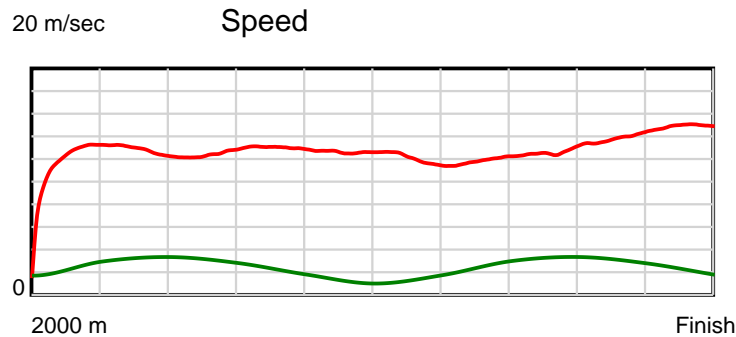
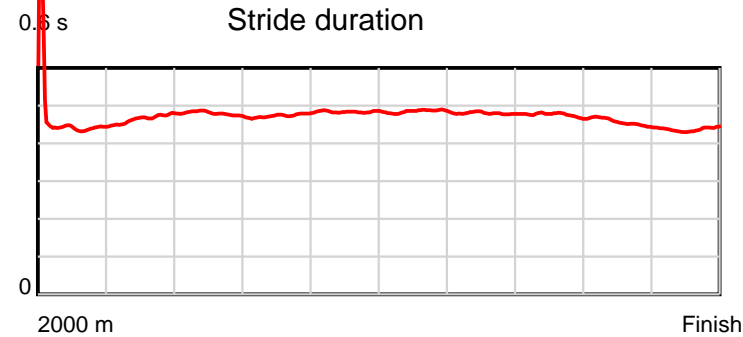
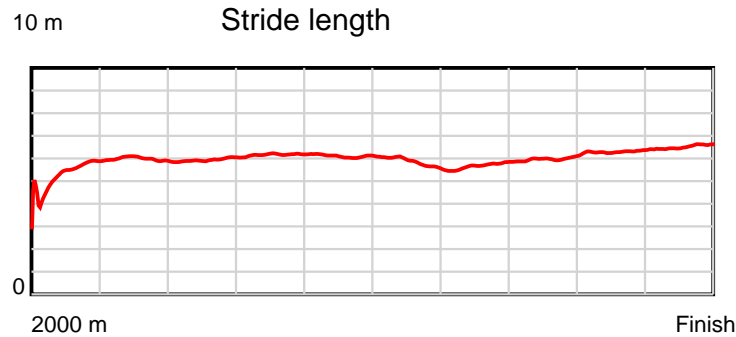
HRNZ and NZMTC and Thoroughbred Ratings Pty Ltd accepts no responsibility for the completeness or accuracy of any of the information contained herein, and makes no representations about its suitability for any particular purpose. Users should make their own judgements about those matters and/or seek independent advice. You assume all risks associated with use of the data provided on this page.



Race Results

April 30, 2025, Race 4, McMILLAN EQUINE FEEDS PACE, Distance 2000m, Addington - Survey 3200m

Result	TAB no.	Horse (Barrier)	2000 to 1800m	1800m to 1600m	1600m to 1400m	1400m to 1200m	1200m to 1000m	1000m to 800m	800m to 600m	600m to 400m	400m to 200m	200m to WP	Total or Average	Margin
2nd	9	Swift Guy (8)												
		Position in running (margin)	-	1(0.0)	1(0.0)	1(0.0)	1(0.0)	1(0.0)	1(0.0)	1(0.0)	1(0.0)	1(0.0)		0.00
		Sectional time (s)	17.06	15.64	16.07	15.23	16.15	16.80	16.78	15.83	14.36	13.37		
		Cumulative time (s)	157.29	140.23	124.59	108.52	93.29	77.14	60.34	43.56	27.73	13.37	2:37.29	
		Speed (m/s)	11.72	12.79	12.45	13.13	12.38	11.90	11.92	12.63	13.93	14.96	12.72	
		Stride length (m)	5.25	5.96	5.97	6.22	5.99	5.77	5.72	6.00	6.34	6.54	5.96	
		Stride duration (s)	0.444	0.466	0.479	0.474	0.484	0.485	0.480	0.475	0.455	0.437	0.468	
		Stride efficiency (%)	43.11	55.57	55.61	60.44	56.05	52.03	51.08	56.33	62.84	66.76	55.44	
		Stride count	38.08	33.54	33.53	32.16	33.39	34.66	34.98	33.31	31.54	30.60	335.79	



Note: Horizontal distance axis grid lines are 200m furlongs.

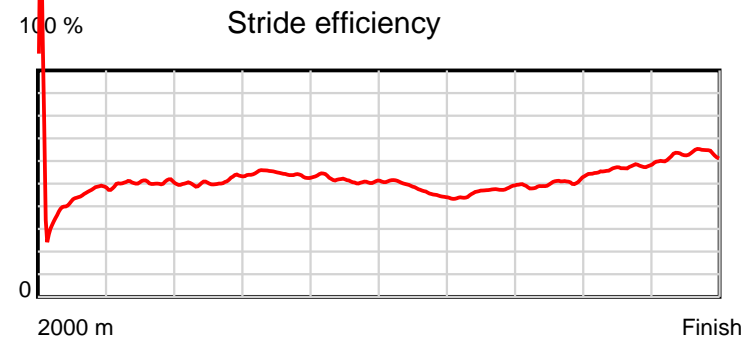
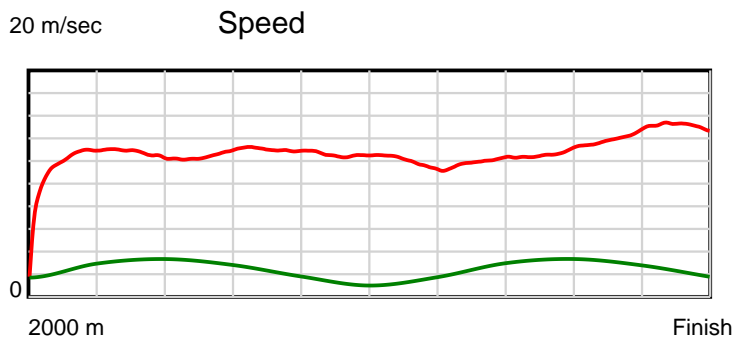
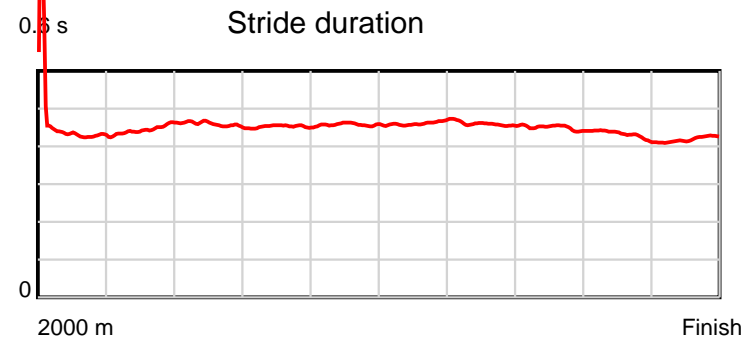
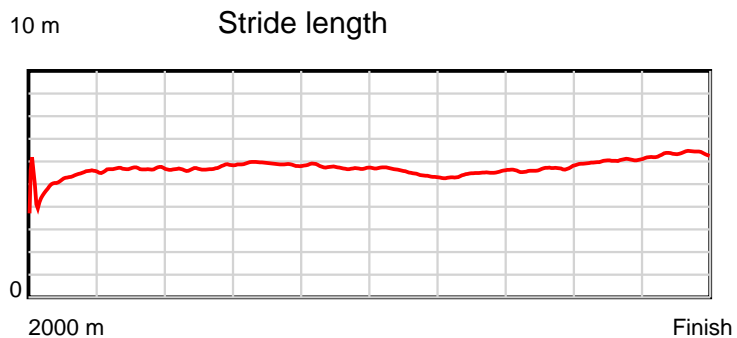
Disclaimer.

HRNZ and NZMTC and Thoroughbred Ratings Pty Ltd accepts no responsibility for the completeness or accuracy of any of the information contained herein, and makes no representations about its suitability for any particular purpose. Users should make their own judgements about those matters and/or seek independent advice. You assume all risks associated with use of the data provided on this page.

Race Results

April 30, 2025, Race 4, McMILLAN EQUINE FEEDS PACE, Distance 2000m, Addington - Survey 3200m

Result	TAB no.	Horse (Barrier)	2000 to	1800m to	1600m to	1400m to	1200m to	1000m to	800m to	600m to	400m to	200m to	Total or	Margin
3rd	8	Blastfromthepa... (7)	1800m	1600m	1400m	1200m	1000m	800m	600m	400m	200m	WP	Average	
		Position in running (margin)	-	3(2.0)	2(1.7)	2(1.4)	2(2.3)	2(1.8)	2(1.6)	3(1.9)	2(1.0)	4(0.9)		0.00
		Sectional time (s)	17.39	15.60	16.02	15.38	16.08	16.75	16.83	15.69	14.34	13.32		
		Cumulative time (s)	157.40	140.01	124.41	108.39	93.01	76.93	60.18	43.35	27.66	13.32	2:37.40	
		Speed (m/s)	11.50	12.82	12.48	13.00	12.44	11.94	11.88	12.75	13.95	15.02	12.71	
		Stride length (m)	5.04	5.71	5.73	5.88	5.69	5.51	5.46	5.73	6.01	6.29	5.69	
		Stride duration (s)	0.435	0.445	0.459	0.452	0.458	0.461	0.459	0.450	0.431	0.419	0.448	
		Stride efficiency (%)	39.66	50.97	51.32	54.08	50.65	47.41	46.53	51.37	56.48	61.90	50.55	
		Stride count	39.70	35.02	34.90	34.00	35.13	36.31	36.65	34.88	33.27	31.78	351.64	



Note: Horizontal distance axis grid lines are 200m furlongs.

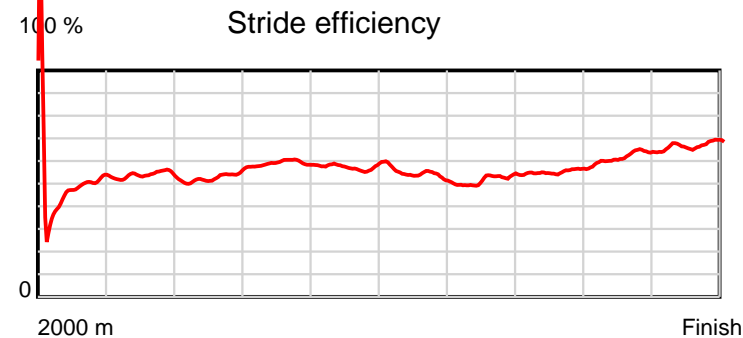
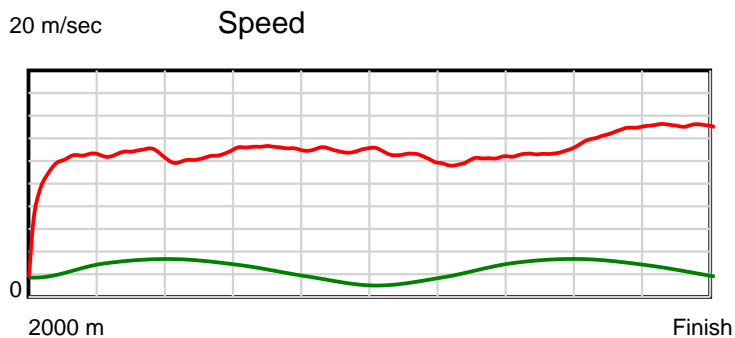
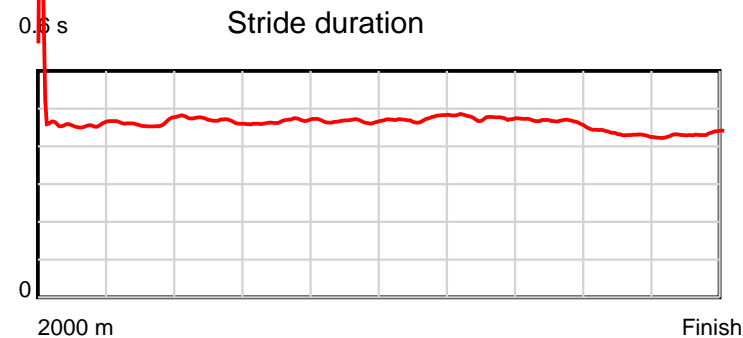
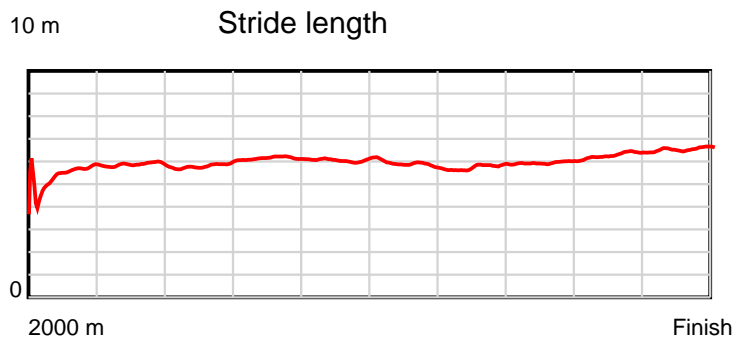
Disclaimer.

HRNZ and NZMTC and Thoroughbred Ratings Pty Ltd accepts no responsibility for the completeness or accuracy of any of the information contained herein, and makes no representations about its suitability for any particular purpose. Users should make their own judgements about those matters and/or seek independent advice. You assume all risks associated with use of the data provided on this page.

Race Results

April 30, 2025, Race 4, McMILLAN EQUINE FEEDS PACE, Distance 2000m, Addington - Survey 3200m

Result	TAB no.	Horse (Barrier)	2000 to	1800m to	1600m to	1400m to	1200m to	1000m to	800m to	600m to	400m to	200m to	Total or	Margin
4th	5	Art Jordan (5)	1800m	1600m	1400m	1200m	1000m	800m	600m	400m	200m	WP	Average	
		Position in running (margin)	-	5(5.5)	6(7.2)	6(8.8)	6(8.8)	6(6.4)	5(4.4)	4(3.4)	5(3.1)	3(0.9)		0.00
		Sectional time (s)	18.00	15.92	16.33	15.23	15.76	16.46	16.62	15.77	13.99	13.37		
		Cumulative time (s)	157.45	139.45	123.53	107.20	91.97	76.21	59.75	43.13	27.36	13.37	2:37.45	
		Speed (m/s)	11.11	12.56	12.25	13.13	12.69	12.15	12.03	12.68	14.30	14.96	12.70	
		Stride length (m)	5.24	5.80	5.75	6.12	5.92	5.76	5.73	5.88	6.17	6.48	5.87	
		Stride duration (s)	0.458	0.462	0.470	0.466	0.466	0.474	0.476	0.464	0.432	0.434	0.462	
		Stride efficiency (%)	42.89	52.64	51.69	58.58	54.69	51.77	51.23	54.09	59.57	65.72	53.82	
		Stride count	38.18	34.46	34.77	32.66	33.81	34.75	34.93	33.99	32.39	30.84	340.78	



Note: Horizontal distance axis grid lines are 200m furlongs.

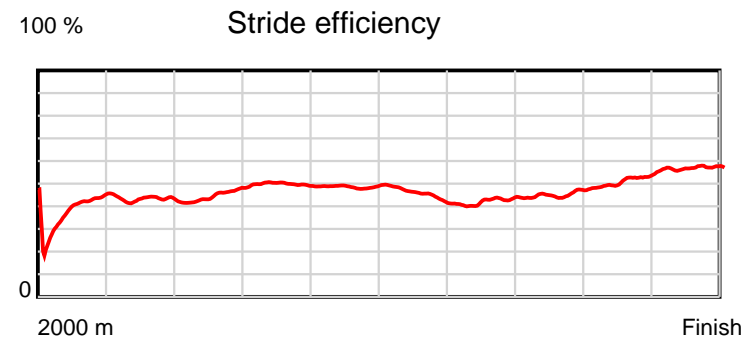
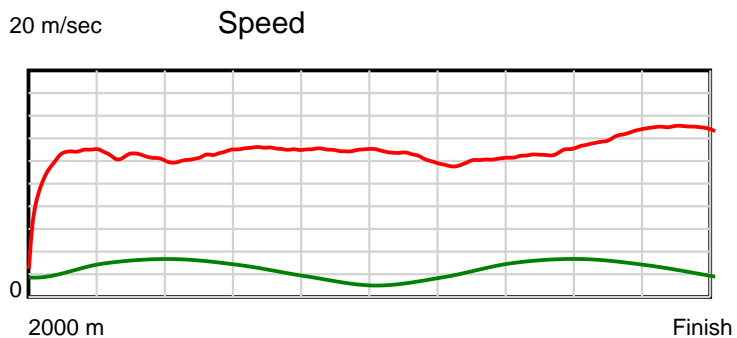
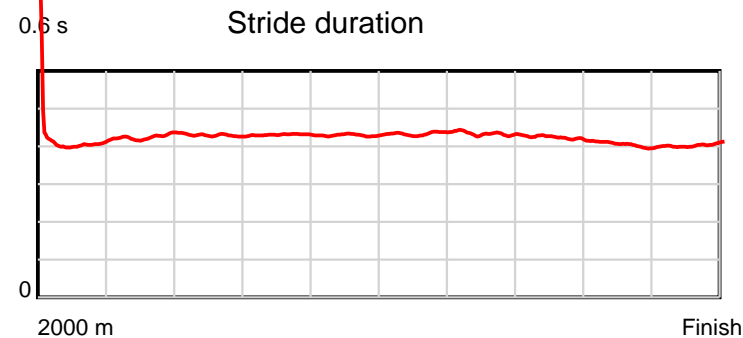
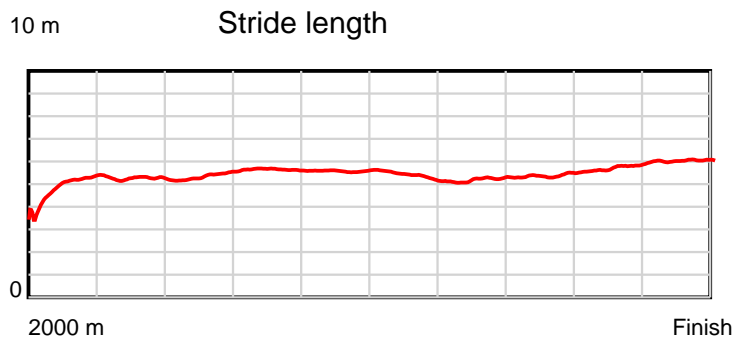
Disclaimer.

HRNZ and NZMTC and Thoroughbred Ratings Pty Ltd accepts no responsibility for the completeness or accuracy of any of the information contained herein, and makes no representations about its suitability for any particular purpose. Users should make their own judgements about those matters and/or seek independent advice. You assume all risks associated with use of the data provided on this page.

Race Results

April 30, 2025, Race 4, McMILLAN EQUINE FEEDS PACE, Distance 2000m, Addington - Survey 3200m

Result	TAB no.	Horse (Barrier)	2000 to	1800m to	1600m to	1400m to	1200m to	1000m to	800m to	600m to	400m to	200m to	Total or	Margin
5th	10	Hughes Two Me (9)	1800m	1600m	1400m	1200m	1000m	800m	600m	400m	200m	WP	Average	
		Position in running (margin)	-	2(1.5)	4(5.5)	4(6.0)	4(6.4)	4(4.5)	3(2.3)	2(1.7)	3(1.2)	2(0.5)		0.00
		Sectional time (s)	17.33	16.30	16.15	15.30	15.84	16.43	16.68	15.73	14.25	13.64		
		Cumulative time (s)	157.65	140.32	124.02	107.87	92.57	76.73	60.30	43.62	27.89	13.64	2:37.65	
		Speed (m/s)	11.54	12.27	12.38	13.07	12.63	12.17	11.99	12.71	14.04	14.66	12.69	
		Stride length (m)	4.82	5.22	5.32	5.63	5.42	5.29	5.19	5.38	5.67	5.92	5.37	
		Stride duration (s)	0.409	0.425	0.430	0.431	0.430	0.434	0.433	0.423	0.404	0.403	0.423	
		Stride efficiency (%)	36.30	42.52	44.24	49.56	45.96	43.65	42.12	45.18	50.15	54.68	45.05	
		Stride count	41.49	38.34	37.59	35.51	36.88	37.84	38.52	37.20	35.30	33.81	372.48	



Note: Horizontal distance axis grid lines are 200m furlongs.

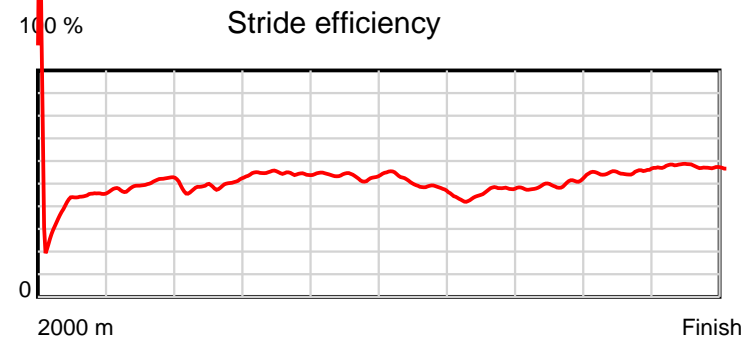
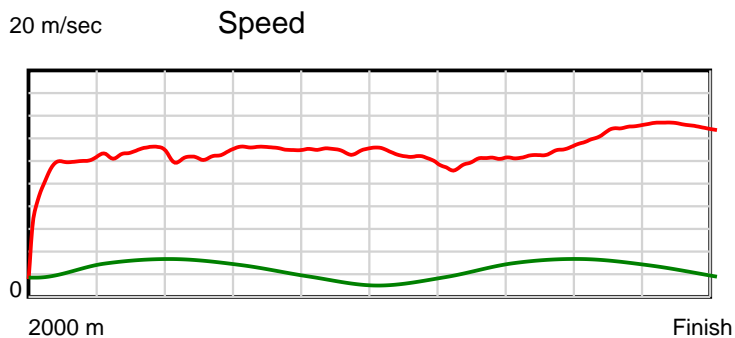
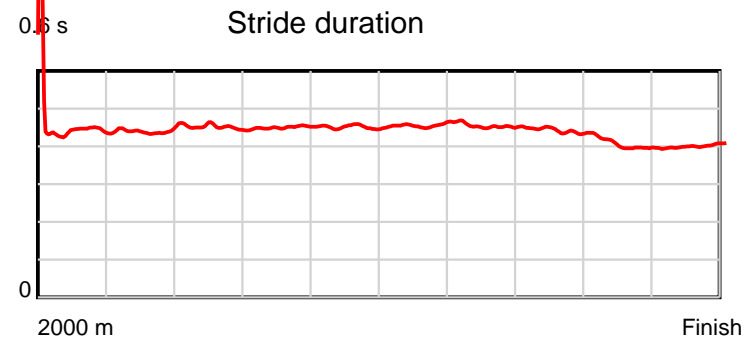
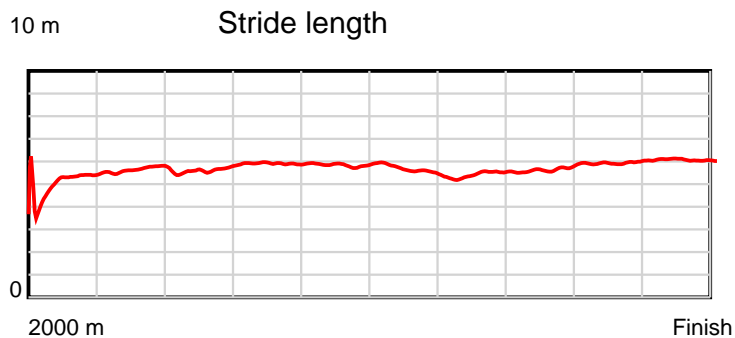
Disclaimer.

HRNZ and NZMTC and Thoroughbred Ratings Pty Ltd accepts no responsibility for the completeness or accuracy of any of the information contained herein, and makes no representations about its suitability for any particular purpose. Users should make their own judgements about those matters and/or seek independent advice. You assume all risks associated with use of the data provided on this page.

Race Results

April 30, 2025, Race 4, McMILLAN EQUINE FEEDS PACE, Distance 2000m, Addington - Survey 3200m

Result	TAB no.	Horse (Barrier)	2000 to	1800m to	1600m to	1400m to	1200m to	1000m to	800m to	600m to	400m to	200m to	Total or	Margin
6th	3	Rockin Roman (3)	1800m	1600m	1400m	1200m	1000m	800m	600m	400m	200m	WP	Average	
		Position in running (margin)	-	8(10.0)	8(10.8)	9(12.5)	9(12.4)	10(10.5)	9(8.3)	8(7.6)	8(6.9)	6(4.0)		0.00
		Sectional time (s)	18.73	15.77	16.35	15.22	15.84	16.44	16.66	15.71	13.87	13.13		
		Cumulative time (s)	157.72	138.99	123.22	106.87	91.65	75.81	59.37	42.71	27.00	13.13	2:37.72	
		Speed (m/s)	10.68	12.68	12.23	13.14	12.63	12.17	12.00	12.73	14.42	15.23	12.68	
		Stride length (m)	4.95	5.59	5.51	5.92	5.69	5.55	5.45	5.62	5.81	6.12	5.61	
		Stride duration (s)	0.441	0.441	0.451	0.451	0.451	0.456	0.454	0.442	0.403	0.402	0.442	
		Stride efficiency (%)	38.21	48.88	47.52	54.82	50.67	48.15	46.40	49.43	52.67	58.62	49.11	
		Stride count	40.44	35.76	36.27	33.77	35.12	36.03	36.70	35.56	34.45	32.66	356.76	



Note: Horizontal distance axis grid lines are 200m furlongs.

Disclaimer.

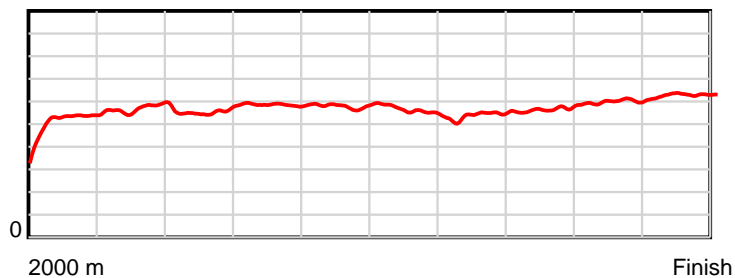
HRNZ and NZMTC and Thoroughbred Ratings Pty Ltd accepts no responsibility for the completeness or accuracy of any of the information contained herein, and makes no representations about its suitability for any particular purpose. Users should make their own judgements about those matters and/or seek independent advice. You assume all risks associated with use of the data provided on this page.

Race Results

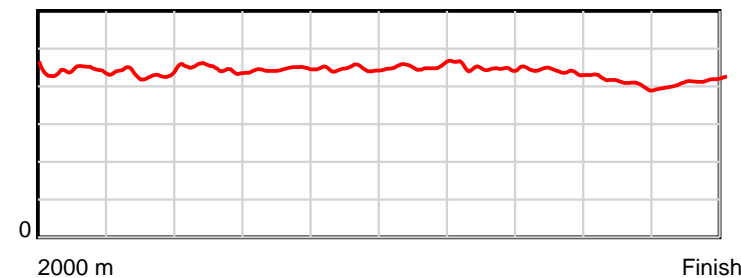
April 30, 2025, Race 4, McMILLAN EQUINE FEEDS PACE, Distance 2000m, Addington - Survey 3200m

Result	TAB no.	Horse (Barrier)	2000 to 1800m	1800m to 1600m	1600m to 1400m	1400m to 1200m	1200m to 1000m	1000m to 800m	800m to 600m	600m to 400m	400m to 200m	200m to WP	Total or Average	Margin
7th	12	Pacific Thunde... (0)												
		Position in running (margin)	-	10(14.6)	10(12.7)	10(14.3)	11(14.2)	11(12.2)	11(10.1)	10(9.3)	9(8.6)	9(6.1)		0.00
		Sectional time (s)	19.50	15.32	16.34	15.21	15.81	16.46	16.63	15.72	13.94	13.28		
		Cumulative time (s)	158.21	138.71	123.39	107.05	91.84	76.03	59.57	42.94	27.22	13.28	2:38.21	
		Speed (m/s)	10.25	13.05	12.24	13.15	12.65	12.15	12.03	12.72	14.35	15.06	12.64	
		Stride length (m)	5.16	5.67	5.47	5.86	5.65	5.51	5.40	5.59	5.85	6.23	5.62	
		Stride duration (s)	0.441	0.434	0.447	0.446	0.446	0.453	0.449	0.440	0.408	0.414	0.445	
		Stride efficiency (%)	41.64	50.26	46.74	53.60	49.80	47.42	45.49	48.87	53.51	60.70	49.44	
		Stride count	38.75	35.27	36.57	34.15	35.43	36.31	37.07	35.76	34.18	32.09	355.58	

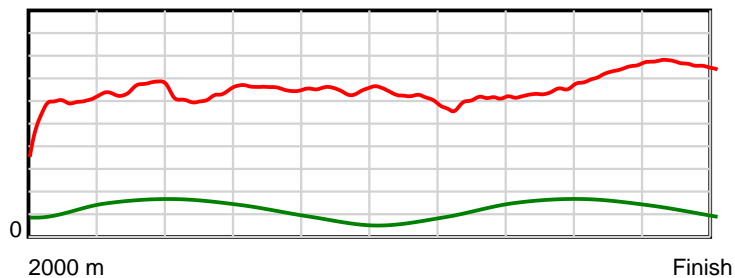
10 m Stride length



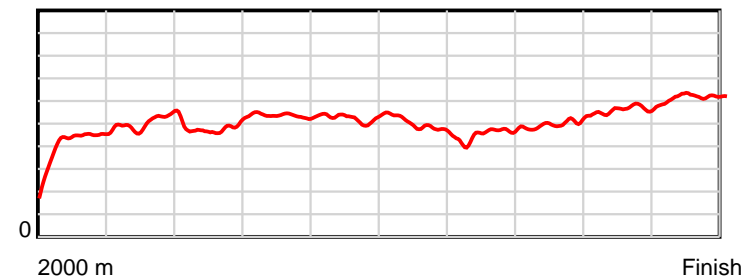
0.6 s Stride duration



20 m/sec Speed



100 % Stride efficiency



Note: Horizontal distance axis grid lines are 200m furlongs.

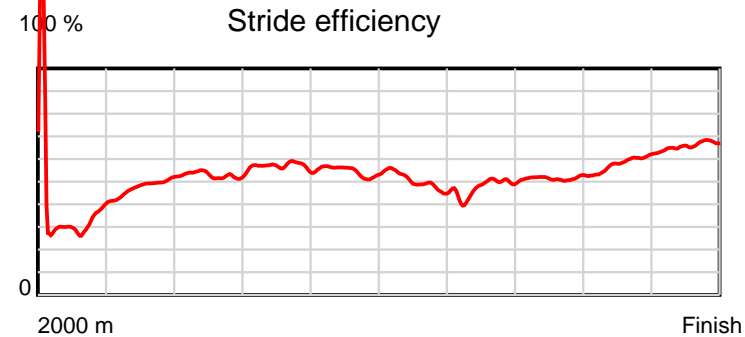
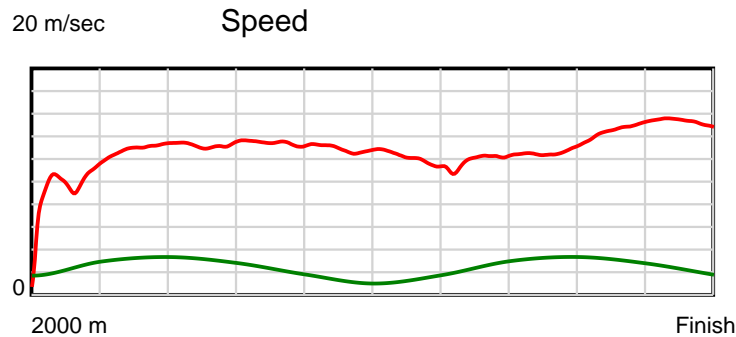
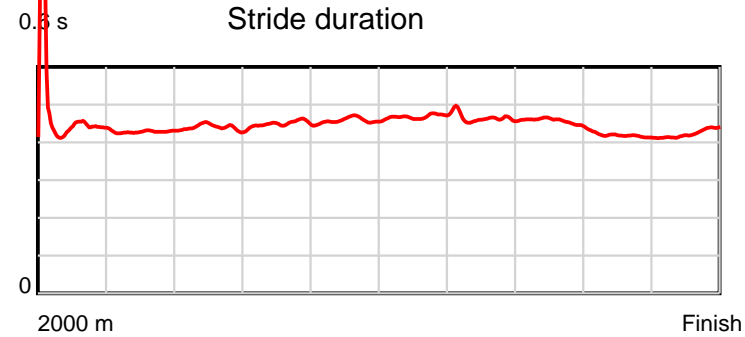
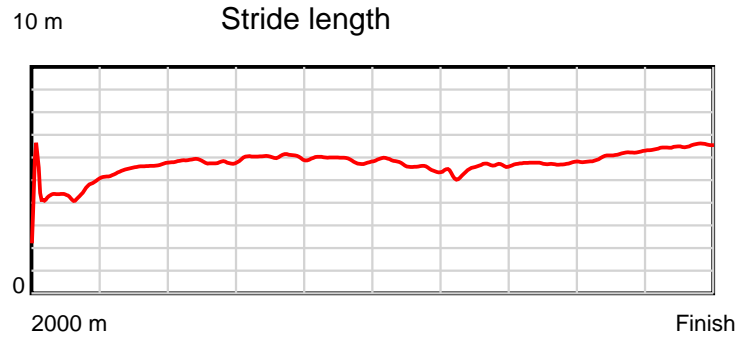
Disclaimer.

HRNZ and NZMTC and Thoroughbred Ratings Pty Ltd accepts no responsibility for the completeness or accuracy of any of the information contained herein, and makes no representations about its suitability for any particular purpose. Users should make their own judgements about those matters and/or seek independent advice. You assume all risks associated with use of the data provided on this page.

Race Results

April 30, 2025, Race 4, McMILLAN EQUINE FEEDS PACE, Distance 2000m, Addington - Survey 3200m

Result	TAB no.	Horse (Barrier)	2000 to	1800m to	1600m to	1400m to	1200m to	1000m to	800m to	600m to	400m to	200m to	Total or	Margin
8th	11	Bettor Fear Me (10)	1800m	1600m	1400m	1200m	1000m	800m	600m	400m	200m	WP	Average	
		Position in running (margin)	-	11(21.8)	11(20.4)	11(14.4)	10(12.5)	9(9.9)	10(9.8)	11(10.2)	11(10.4)	10(6.5)		0.00
		Sectional time (s)	20.71	15.40	15.07	14.91	15.73	16.78	16.84	15.87	13.70	13.22		
		Cumulative time (s)	158.23	137.52	122.12	107.05	92.14	76.41	59.63	42.79	26.92	13.22	2:38.23	
		Speed (m/s)	9.66	12.99	13.27	13.41	12.71	11.92	11.88	12.60	14.60	15.13	12.64	
		Stride length (m)	4.41	5.55	5.83	6.04	5.83	5.59	5.52	5.74	6.10	6.44	5.65	
		Stride duration (s)	0.449	0.428	0.440	0.450	0.458	0.469	0.464	0.456	0.418	0.426	0.447	
		Stride efficiency (%)	30.34	48.16	53.20	56.96	53.04	48.78	47.54	51.51	58.22	64.75	49.91	
		Stride count	45.39	36.02	34.28	33.13	34.33	35.80	36.26	34.84	32.76	31.07	353.88	



Note: Horizontal distance axis grid lines are 200m furlongs.

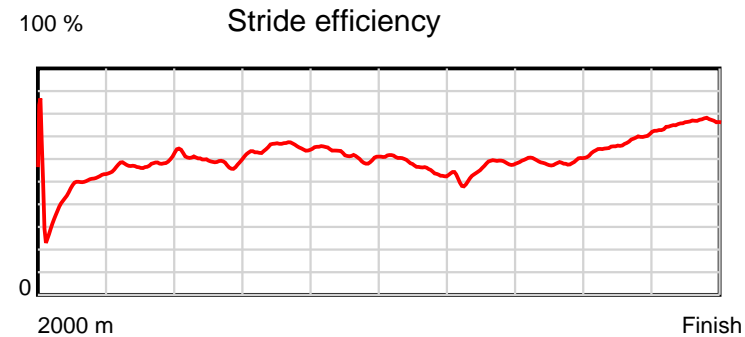
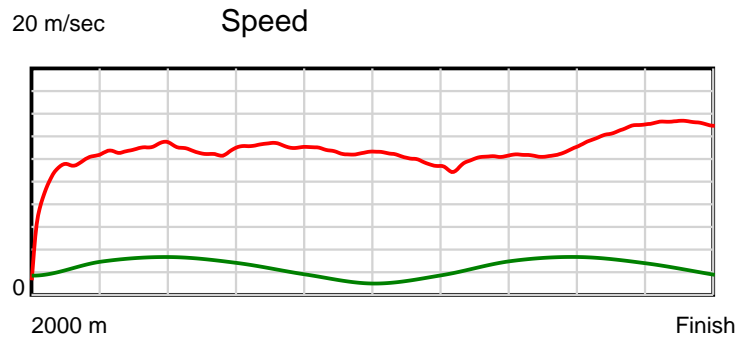
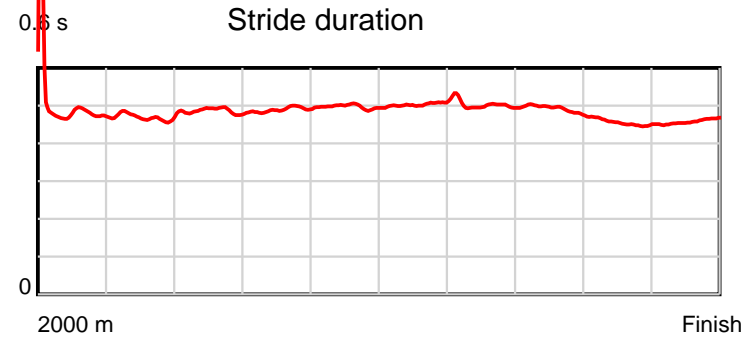
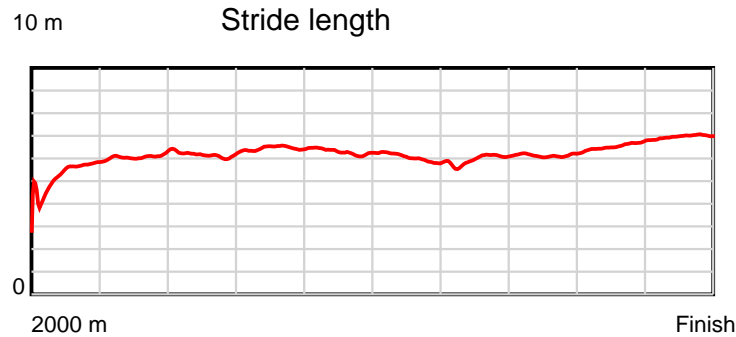
Disclaimer.

HRNZ and NZMTC and Thoroughbred Ratings Pty Ltd accepts no responsibility for the completeness or accuracy of any of the information contained herein, and makes no representations about its suitability for any particular purpose. Users should make their own judgements about those matters and/or seek independent advice. You assume all risks associated with use of the data provided on this page.

Race Results

April 30, 2025, Race 4, McMILLAN EQUINE FEEDS PACE, Distance 2000m, Addington - Survey 3200m

Result	TAB no.	Horse (Barrier)	2000 to 1800m	1800m to 1600m	1600m to 1400m	1400m to 1200m	1200m to 1000m	1000m to 800m	800m to 600m	600m to 400m	400m to 200m	200m to WP	Total or Average	Margin
9th	4	The Town Of Li... (4)												
		Position in running (margin)	-	9(12.1)	9(10.8)	7(9.1)	7(8.9)	7(7.6)	8(7.9)	9(8.3)	10(8.7)	11(6.5)		0.00
		Sectional time (s)	19.07	15.43	15.77	15.20	15.94	16.86	16.84	15.90	13.99	13.23		
		Cumulative time (s)	158.23	139.16	123.73	107.96	92.76	76.82	59.96	43.12	27.22	13.23	2:38.23	
		Speed (m/s)	10.49	12.96	12.68	13.16	12.55	11.86	11.88	12.58	14.30	15.12	12.64	
		Stride length (m)	5.28	6.09	6.16	6.44	6.23	5.98	5.96	6.18	6.50	6.93	6.15	
		Stride duration (s)	0.483	0.470	0.486	0.490	0.497	0.504	0.502	0.491	0.455	0.458	0.486	
		Stride efficiency (%)	43.51	58.01	59.23	64.87	60.74	55.86	55.50	59.59	66.10	75.03	59.05	
		Stride count	37.90	32.83	32.49	31.04	32.08	33.45	33.56	32.39	30.75	28.86	325.35	



Note: Horizontal distance axis grid lines are 200m furlongs.

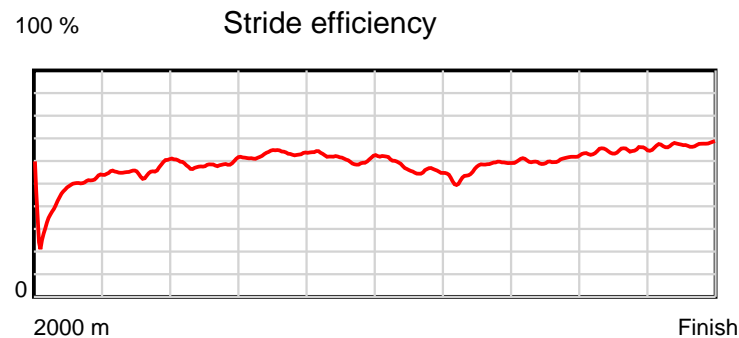
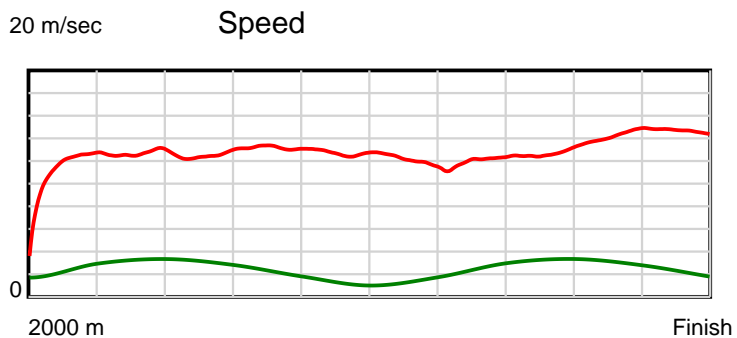
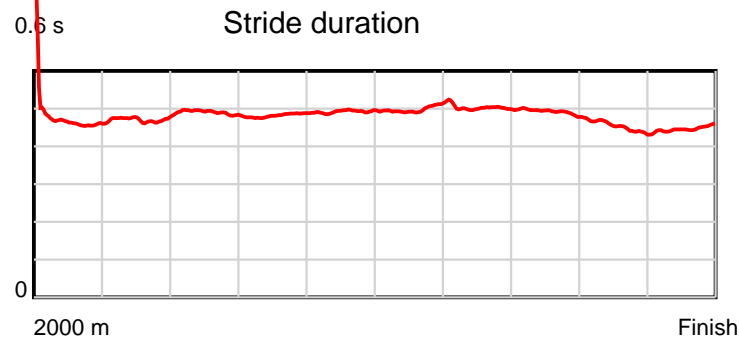
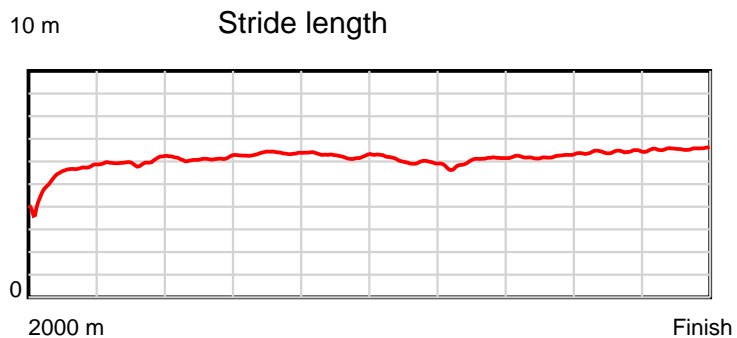
Disclaimer.

HRNZ and NZMTC and Thoroughbred Ratings Pty Ltd accepts no responsibility for the completeness or accuracy of any of the information contained herein, and makes no representations about its suitability for any particular purpose. Users should make their own judgements about those matters and/or seek independent advice. You assume all risks associated with use of the data provided on this page.

Race Results

April 30, 2025, Race 4, McMILLAN EQUINE FEEDS PACE, Distance 2000m, Addington - Survey 3200m

Result	TAB no.	Horse (Barrier)	2000 to 1800m	1800m to 1600m	1600m to 1400m	1400m to 1200m	1200m to 1000m	1000m to 800m	800m to 600m	600m to 400m	400m to 200m	200m to WP	Total or Average	Margin
10th	1	D'Cash (1)												
		Position in running (margin)	-	6(6.4)	5(7.0)	5(6.6)	5(6.6)	5(6.0)	6(6.2)	7(6.1)	7(6.4)	8(5.1)		0.00
		Sectional time (s)	18.14	15.75	15.99	15.24	16.04	16.83	16.77	15.87	14.14	13.70		
		Cumulative time (s)	158.47	140.33	124.58	108.59	93.35	77.31	60.48	43.71	27.84	13.70	2:38.47	
		Speed (m/s)	11.02	12.70	12.51	13.12	12.47	11.88	11.93	12.60	14.14	14.60	12.62	
		Stride length (m)	5.34	5.99	6.13	6.33	6.13	5.94	5.98	6.19	6.38	6.56	6.08	
		Stride duration (s)	0.470	0.471	0.490	0.482	0.491	0.499	0.502	0.491	0.451	0.449	0.482	
		Stride efficiency (%)	44.51	55.98	58.75	62.52	58.68	55.05	55.87	59.91	63.52	67.18	57.72	
		Stride count	37.47	33.42	32.62	31.62	32.64	33.70	33.45	32.30	31.37	30.50	329.09	



Note: Horizontal distance axis grid lines are 200m furlongs.

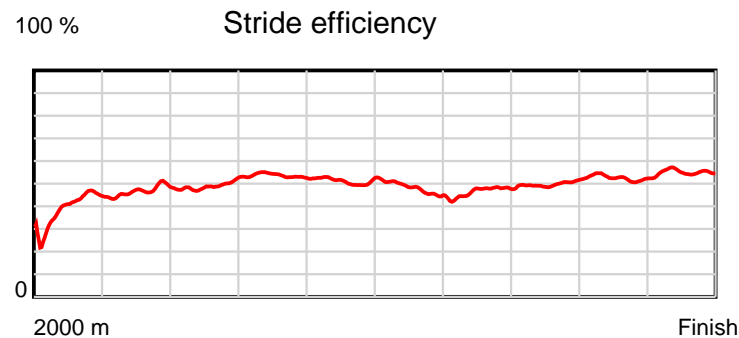
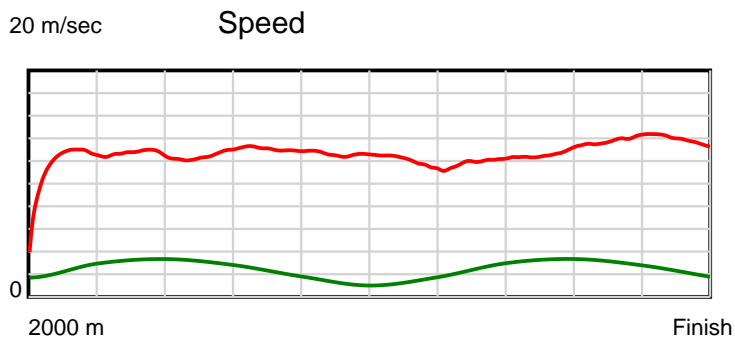
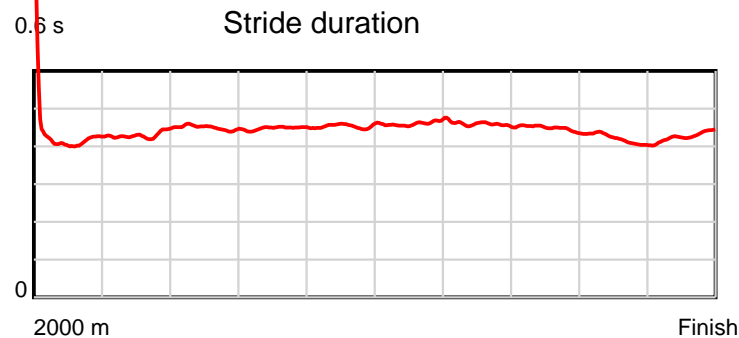
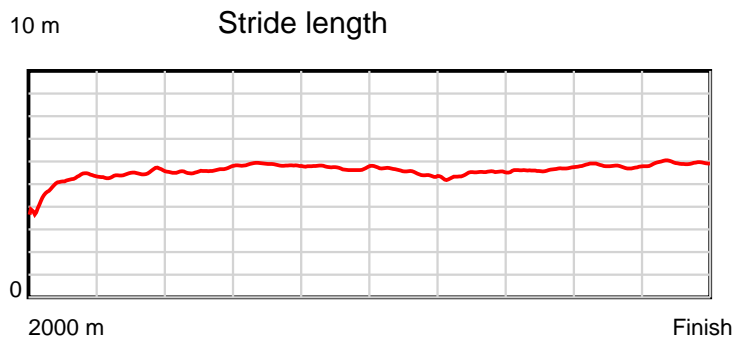
Disclaimer.

HRNZ and NZMTC and Thoroughbred Ratings Pty Ltd accepts no responsibility for the completeness or accuracy of any of the information contained herein, and makes no representations about its suitability for any particular purpose. Users should make their own judgements about those matters and/or seek independent advice. You assume all risks associated with use of the data provided on this page.

Race Results

April 30, 2025, Race 4, McMILLAN EQUINE FEEDS PACE, Distance 2000m, Addington - Survey 3200m

Result	TAB no.	Horse (Barrier)	2000 to 1800m	1800m to 1600m	1600m to 1400m	1400m to 1200m	1200m to 1000m	1000m to 800m	800m to 600m	600m to 400m	400m to 200m	200m to WP	Total or Average	Margin
11th	7	Gamely (6)												
		Position in running (margin)	-	4(3.5)	3(3.8)	3(3.8)	3(4.2)	3(4.0)	4(3.8)	5(3.8)	4(3.1)	7(4.0)		0.00
		Sectional time (s)	17.64	15.69	16.07	15.31	16.11	16.77	16.77	15.71	14.52	14.48		
		Cumulative time (s)	159.07	141.43	125.74	109.67	94.36	78.25	61.48	44.71	29.00	14.48	2:39.07	
		Speed (m/s)	11.34	12.75	12.45	13.06	12.41	11.93	11.93	12.73	13.77	13.81	12.57	
		Stride length (m)	4.94	5.49	5.59	5.85	5.63	5.50	5.46	5.71	5.77	5.93	5.57	
		Stride duration (s)	0.419	0.431	0.449	0.448	0.454	0.461	0.458	0.448	0.419	0.429	0.443	
		Stride efficiency (%)	38.09	47.12	48.86	53.52	49.61	47.32	46.57	50.87	52.05	54.88	48.55	
		Stride count	40.51	36.42	35.77	34.18	35.49	36.35	36.63	35.05	34.65	33.75	358.80	



Note: Horizontal distance axis grid lines are 200m furlongs.

Disclaimer.

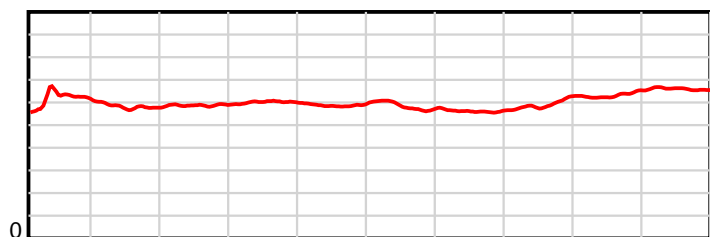
HRNZ and NZMTC and Thoroughbred Ratings Pty Ltd accepts no responsibility for the completeness or accuracy of any of the information contained herein, and makes no representations about its suitability for any particular purpose. Users should make their own judgements about those matters and/or seek independent advice. You assume all risks associated with use of the data provided on this page.

Race Results

April 30, 2025, Race 5, KRYSTAL WILLIAMS RACING MOBILE PACE, Distance 1980m, Addington - Survey 1980m

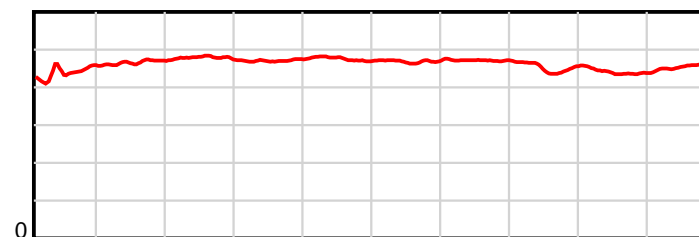
Result	TAB no.	Horse (Barrier)	1980 to	1800m to	1600m to	1400m to	1200m to	1000m to	800m to	600m to	400m to	200m to	Total or	Margin
1st	5	Sweet Tartan (4)	1800m	1600m	1400m	1200m	1000m	800m	600m	400m	200m	WP	Average	
		Position in running (margin)	-	1(0.0)	1(0.0)	1(0.0)	1(0.0)	1(0.0)	1(0.0)	1(0.0)	1(0.0)	1(0.0)		0.00
		Sectional time (s)	13.07	16.00	16.41	15.66	16.28	15.94	16.80	15.16	13.95	13.85		
		Cumulative time (s)	153.12	140.05	124.05	107.64	91.98	75.70	59.76	42.96	27.80	13.85	2:33.12	
		Speed (m/s)	13.77	12.50	12.19	12.77	12.29	12.55	11.90	13.19	14.34	14.44	12.93	
		Stride length (m)	6.09	5.83	5.83	6.02	5.84	5.89	5.61	5.97	6.31	6.60	5.99	
		Stride duration (s)	0.439	0.467	0.478	0.471	0.475	0.469	0.471	0.453	0.441	0.457	0.463	
		Stride efficiency (%)	57.97	53.15	53.15	56.57	53.26	54.20	49.20	55.70	62.28	68.02	56.01	
		Stride count	29.55	34.29	34.29	33.24	34.26	33.96	35.64	33.50	31.68	30.31	330.72	

10 m Stride length



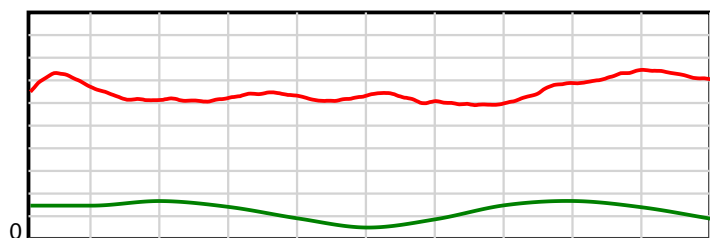
1980 m Finish

0.6 s Stride duration



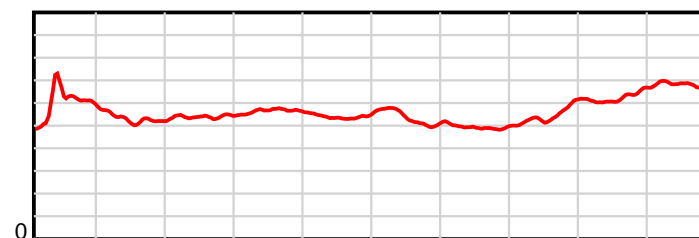
1980 m Finish

20 m/sec Speed



1980 m Finish

100 % Stride efficiency



1980 m Finish

Note: Horizontal distance axis grid lines are 200m furlongs.

Disclaimer.

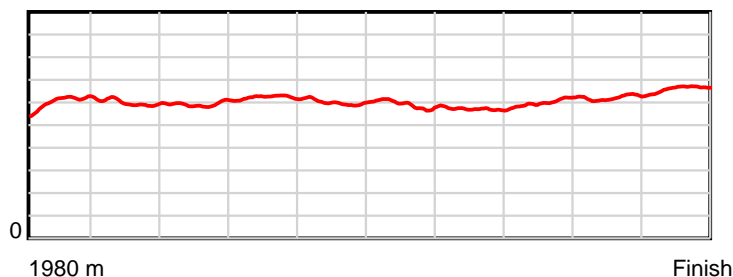
HRNZ and NZMTC and Thoroughbred Ratings Pty Ltd accepts no responsibility for the completeness or accuracy of any of the information contained herein, and makes no representations about its suitability for any particular purpose. Users should make their own judgements about those matters and/or seek independent advice. You assume all risks associated with use of the data provided on this page.

Race Results

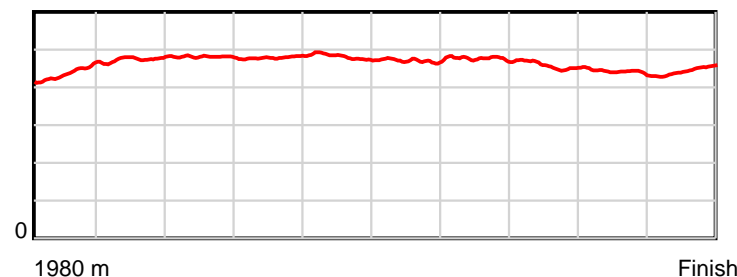
April 30, 2025, Race 5, KRYSTAL WILLIAMS RACING MOBILE PACE, Distance 1980m, Addington - Survey 1980m

Result	TAB no.	Horse (Barrier)	1980 to	1800m to	1600m to	1400m to	1200m to	1000m to	800m to	600m to	400m to	200m to	Total or	Margin
2nd	1	Westar Molly (1)	1800m	1600m	1400m	1200m	1000m	800m	600m	400m	200m	WP	Average	
		Position in running (margin)	-	2(1.8)	3(3.2)	3(2.7)	2(1.7)	3(1.8)	3(2.5)	3(2.2)	3(2.7)	3(4.0)		2.00
		Sectional time (s)	13.26	16.23	16.31	15.50	16.30	16.05	16.75	15.24	14.17	13.68		
		Cumulative time (s)	153.49	140.23	124.00	107.69	92.19	75.89	59.84	43.09	27.85	13.68	2:33.49	
		Speed (m/s)	13.57	12.32	12.26	12.90	12.27	12.46	11.94	13.12	14.11	14.62	12.90	
		Stride length (m)	6.01	5.85	5.89	6.18	5.89	5.87	5.69	6.00	6.22	6.51	6.00	
		Stride duration (s)	0.440	0.475	0.480	0.479	0.481	0.471	0.476	0.457	0.441	0.445	0.465	
		Stride efficiency (%)	56.46	53.44	54.20	59.72	54.30	53.77	50.53	56.33	60.51	66.17	56.31	
		Stride count	29.95	34.20	33.96	32.35	33.93	34.10	35.17	33.31	32.14	30.74	329.85	

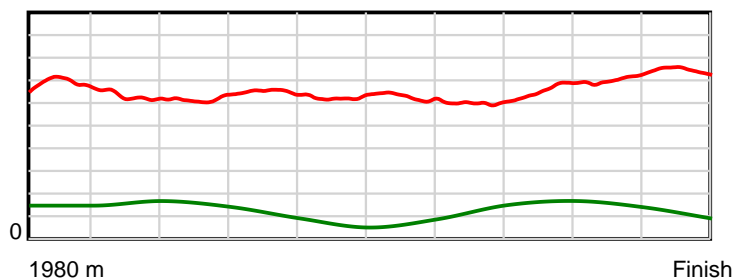
10 m Stride length



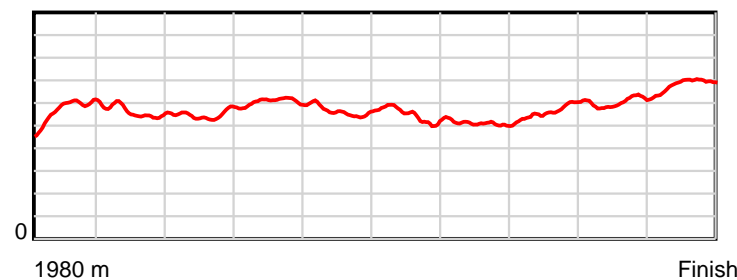
0.6 s Stride duration



20 m/sec Speed



100 % Stride efficiency



Note: Horizontal distance axis grid lines are 200m furlongs.

Disclaimer.

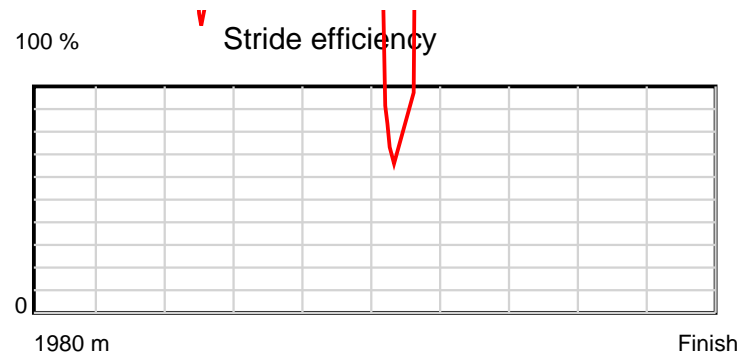
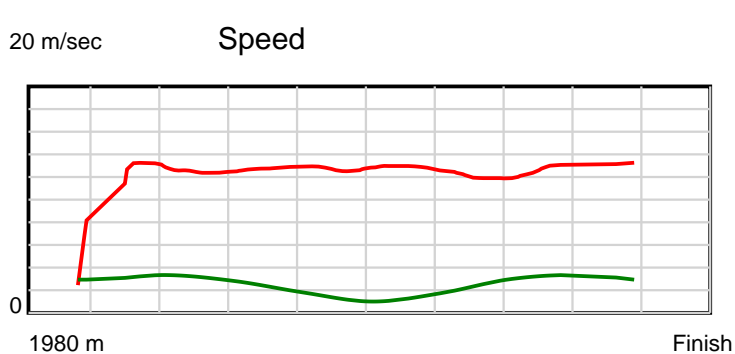
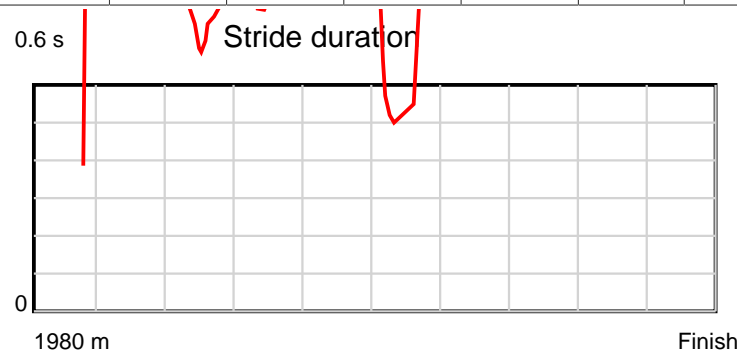
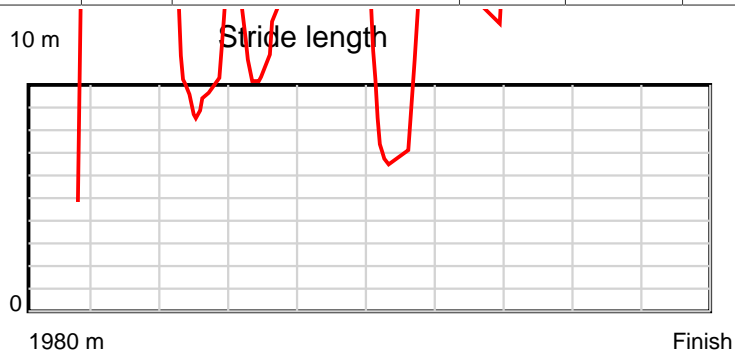
HRNZ and NZMTC and Thoroughbred Ratings Pty Ltd accepts no responsibility for the completeness or accuracy of any of the information contained herein, and makes no representations about its suitability for any particular purpose. Users should make their own judgements about those matters and/or seek independent advice. You assume all risks associated with use of the data provided on this page.



Race Results

April 30, 2025, Race 5, KRYSTAL WILLIAMS RACING MOBILE PACE, Distance 1980m, Addington - Survey 1980m

Result	TAB no.	Horse (Barrier)	1980 to	1800m to	1600m to	1400m to	1200m to	1000m to	800m to	600m to	400m to	200m to	Total or	Margin
3rd	8	Ester Lucy (7)	1800m	1600m	1400m	1200m	1000m	800m	600m	400m	200m	WP	Average	
		Position in running (margin)	-	5(4.4)	2(2.7)	2(1.6)	3(1.8)	2(0.8)	2(0.3)	2(0.4)	2(1.8)	2(3.6)		2.40
		Sectional time (s)	13.88	15.72	16.22	15.70	16.12	15.85	16.82	15.39	14.25	13.59		
		Cumulative time (s)	153.54	139.66	123.94	107.72	92.02	75.90	60.05	43.23	27.84	13.59	2:33.54	
		Speed (m/s)	12.97	12.72	12.33	12.74	12.41	12.62	11.89	13.00	14.04	14.72	12.90	
		Stride length (m)	22.16	8.93	9.25	10.30	12.79	11.88	10.46	12.99	44.88	53.65	13.49	
		Stride duration (s)	1.686	0.702	0.750	0.808	1.031	0.941	0.879	0.999	3.198	3.646	1.046	
		Stride efficiency (%)	767.56	124.59	133.74	165.80	255.70	220.67	170.83	263.68	3147.94	4497.15	284.51	
		Stride count	8.12	22.40	21.62	19.42	15.63	16.83	19.13	15.40	4.46	3.73	146.74	



Note: Horizontal distance axis grid lines are 200m furlongs.

Disclaimer.

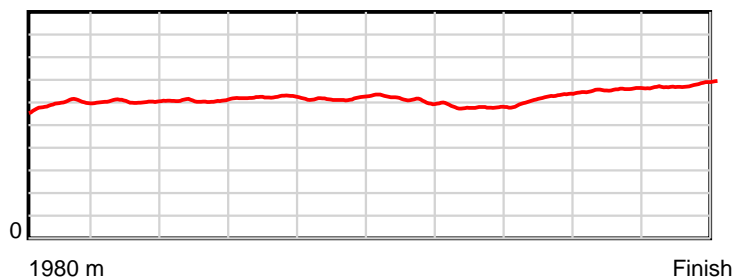
HRNZ and NZMTC and Thoroughbred Ratings Pty Ltd accepts no responsibility for the completeness or accuracy of any of the information contained herein, and makes no representations about its suitability for any particular purpose. Users should make their own judgements about those matters and/or seek independent advice. You assume all risks associated with use of the data provided on this page.

Race Results

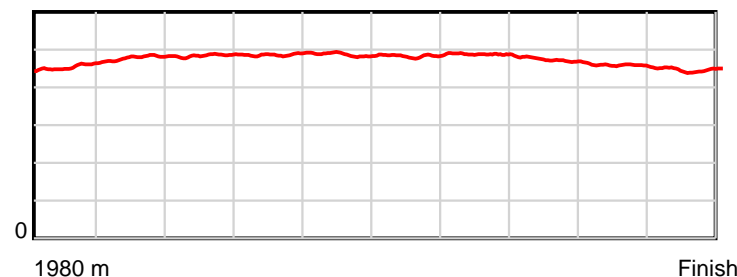
April 30, 2025, Race 5, KRYSTAL WILLIAMS RACING MOBILE PACE, Distance 1980m, Addington - Survey 1980m

Result	TAB no.	Horse (Barrier)	1980 to	1800m to	1600m to	1400m to	1200m to	1000m to	800m to	600m to	400m to	200m to	Total or	Margin
4th	4	Santanna Mach (3)	1800m	1600m	1400m	1200m	1000m	800m	600m	400m	200m	WP	Average	
		Position in running (margin)	-	6(6.2)	6(6.5)	6(5.9)	6(5.7)	6(4.6)	6(4.2)	6(4.7)	6(5.5)	6(7.3)		3.40
		Sectional time (s)	14.08	16.03	16.31	15.63	16.10	15.87	16.88	15.28	14.25	13.30		
		Cumulative time (s)	153.73	139.65	123.62	107.31	91.68	75.58	59.71	42.83	27.55	13.30	2:33.73	
		Speed (m/s)	12.78	12.48	12.26	12.80	12.42	12.60	11.85	13.09	14.04	15.04	12.88	
		Stride length (m)	5.88	5.96	5.94	6.22	6.04	6.09	5.77	6.19	6.42	6.71	6.11	
		Stride duration (s)	0.455	0.478	0.485	0.486	0.487	0.484	0.487	0.473	0.457	0.447	0.475	
		Stride efficiency (%)	53.98	55.55	55.20	60.55	57.08	58.01	51.96	59.83	64.33	70.45	58.42	
		Stride count	30.63	33.54	33.65	32.13	33.09	32.83	34.68	32.32	31.17	29.79	323.83	

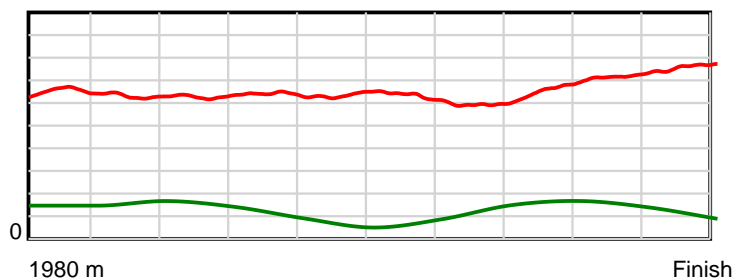
10 m Stride length



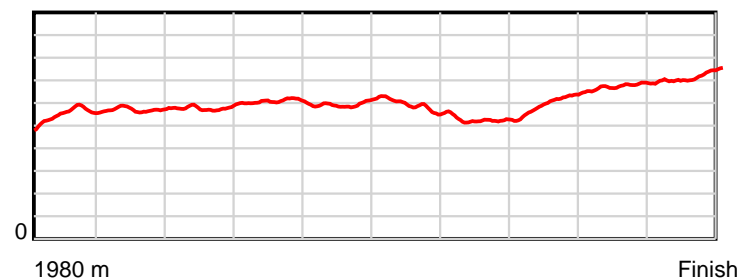
0.6 s Stride duration



20 m/sec Speed



100 % Stride efficiency



Note: Horizontal distance axis grid lines are 200m furlongs.

Disclaimer.

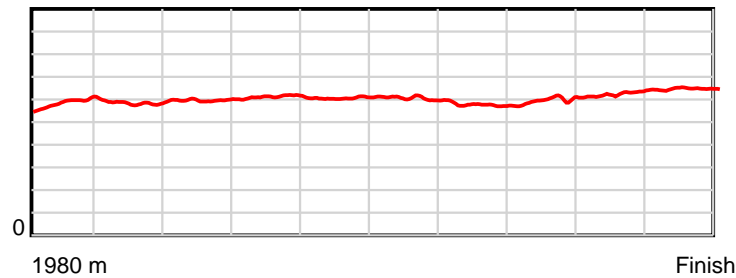
HRNZ and NZMTC and Thoroughbred Ratings Pty Ltd accepts no responsibility for the completeness or accuracy of any of the information contained herein, and makes no representations about its suitability for any particular purpose. Users should make their own judgements about those matters and/or seek independent advice. You assume all risks associated with use of the data provided on this page.

Race Results

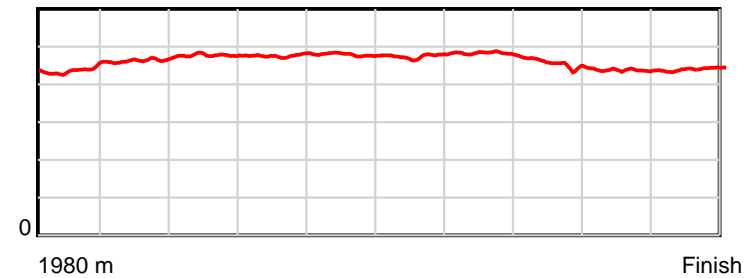
April 30, 2025, Race 5, KRYSTAL WILLIAMS RACING MOBILE PACE, Distance 1980m, Addington - Survey 1980m

Result	TAB no.	Horse (Barrier)	1980 to	1800m to	1600m to	1400m to	1200m to	1000m to	800m to	600m to	400m to	200m to	Total or	Margin
5th	2	The Highlander (2)	1800m	1600m	1400m	1200m	1000m	800m	600m	400m	200m	WP	Average	
		Position in running (margin)	-	4(4.2)	5(4.8)	4(3.9)	4(3.4)	4(2.7)	4(2.6)	4(2.8)	4(3.7)	4(4.9)		3.40
		Sectional time (s)	13.75	16.09	16.26	15.57	16.17	15.92	16.84	15.31	14.16	13.66		
		Cumulative time (s)	153.73	139.98	123.89	107.63	92.06	75.89	59.97	43.13	27.82	13.66	2:33.73	
		Speed (m/s)	13.09	12.43	12.30	12.85	12.37	12.56	11.88	13.06	14.12	14.64	12.88	
		Stride length (m)	5.82	5.75	5.87	6.11	5.92	5.97	5.73	5.93	6.17	6.45	5.97	
		Stride duration (s)	0.437	0.463	0.477	0.476	0.479	0.475	0.482	0.454	0.437	0.441	0.463	
		Stride efficiency (%)	52.99	51.74	53.83	58.37	54.83	55.62	51.23	54.86	59.41	65.00	55.62	
		Stride count	30.91	34.76	34.08	32.72	33.76	33.52	34.93	33.75	32.44	31.01	331.88	

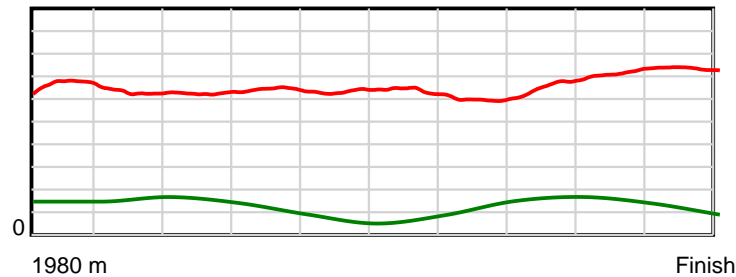
10 m Stride length



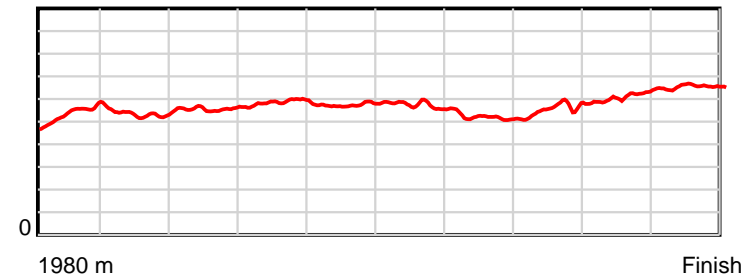
0.6 s Stride duration



20 m/sec Speed



100 % Stride efficiency



Note: Horizontal distance axis grid lines are 200m furlongs.

Disclaimer.

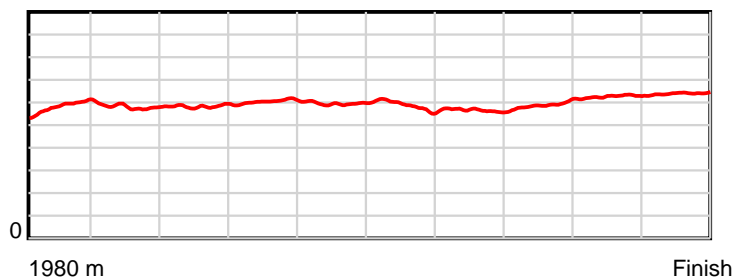
HRNZ and NZMTC and Thoroughbred Ratings Pty Ltd accepts no responsibility for the completeness or accuracy of any of the information contained herein, and makes no representations about its suitability for any particular purpose. Users should make their own judgements about those matters and/or seek independent advice. You assume all risks associated with use of the data provided on this page.

Race Results

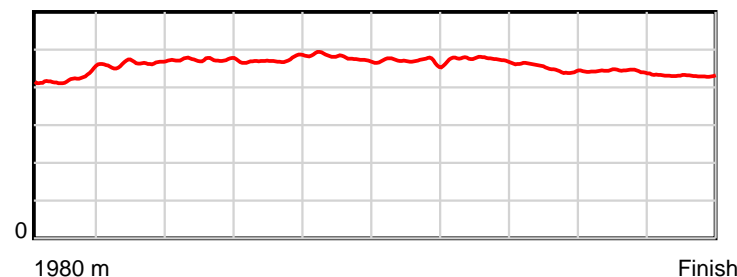
April 30, 2025, Race 5, KRYSTAL WILLIAMS RACING MOBILE PACE, Distance 1980m, Addington - Survey 1980m

Result	TAB no.	Horse (Barrier)	1980 to	1800m to	1600m to	1400m to	1200m to	1000m to	800m to	600m to	400m to	200m to	Total or	Margin
6th	10	Wind In The Wi... (9)	1800m	1600m	1400m	1200m	1000m	800m	600m	400m	200m	WP	Average	
		Position in running (margin)	-	3(4.1)	4(4.3)	5(4.2)	5(4.1)	5(3.8)	5(4.1)	5(4.0)	5(4.2)	5(5.9)		3.40
		Sectional time (s)	13.68	16.02	16.39	15.65	16.24	15.98	16.79	15.18	14.25	13.56		
		Cumulative time (s)	153.74	140.06	124.04	107.65	92.00	75.76	59.78	42.99	27.81	13.56	2:33.74	
		Speed (m/s)	13.16	12.48	12.20	12.78	12.32	12.52	11.91	13.18	14.04	14.75	12.88	
		Stride length (m)	5.82	5.79	5.78	6.04	5.90	5.88	5.66	5.94	6.21	6.36	5.93	
		Stride duration (s)	0.426	0.463	0.473	0.473	0.479	0.470	0.475	0.451	0.442	0.432	0.461	
		Stride efficiency (%)	52.91	52.30	52.17	57.05	54.36	54.04	50.04	55.12	60.25	63.26	54.98	
		Stride count	30.94	34.57	34.62	33.10	33.91	34.01	35.34	33.68	32.21	31.43	333.81	

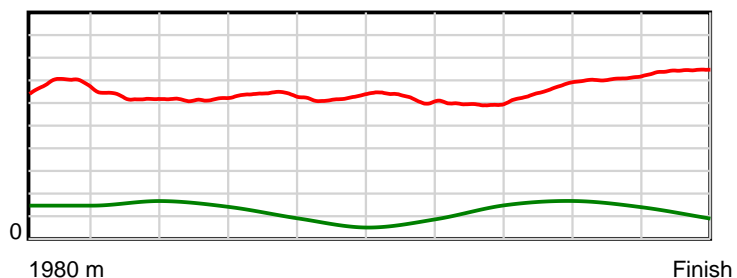
10 m Stride length



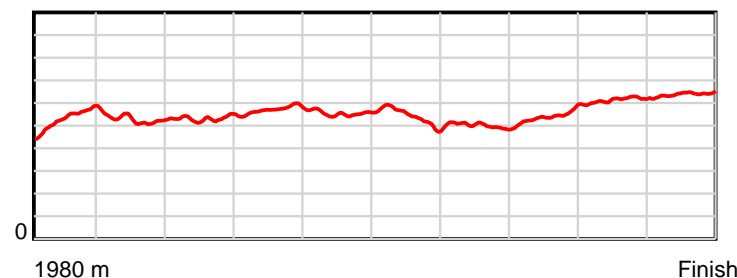
0.6 s Stride duration



20 m/sec Speed



100 % Stride efficiency



Note: Horizontal distance axis grid lines are 200m furlongs.

Disclaimer.

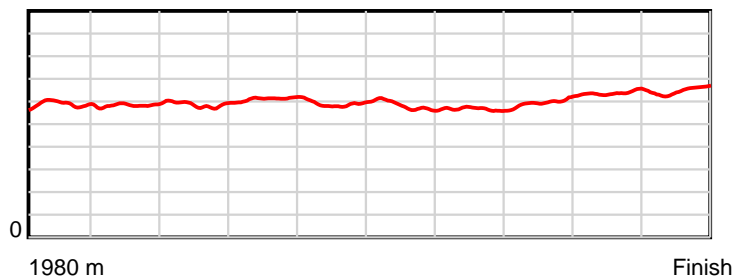
HRNZ and NZMTC and Thoroughbred Ratings Pty Ltd accepts no responsibility for the completeness or accuracy of any of the information contained herein, and makes no representations about its suitability for any particular purpose. Users should make their own judgements about those matters and/or seek independent advice. You assume all risks associated with use of the data provided on this page.

Race Results

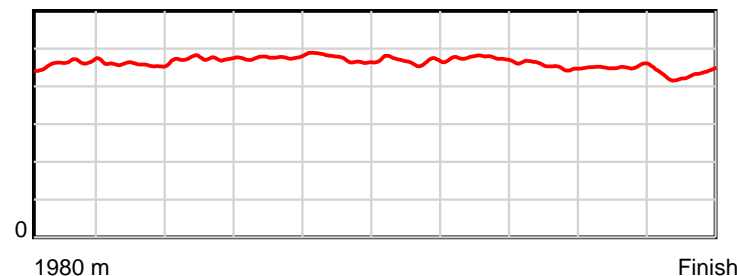
April 30, 2025, Race 5, KRYSTAL WILLIAMS RACING MOBILE PACE, Distance 1980m, Addington - Survey 1980m

Result	TAB no.	Horse (Barrier)	1980 to	1800m to	1600m to	1400m to	1200m to	1000m to	800m to	600m to	400m to	200m to	Total or	Margin
7th	6	Melton Enforce... (5)	1800m	1600m	1400m	1200m	1000m	800m	600m	400m	200m	WP	Average	
		Position in running (margin)	-	7(8.4)	7(6.7)	7(6.3)	7(6.3)	7(6.1)	8(6.2)	7(6.0)	7(5.9)	7(7.7)		4.40
		Sectional time (s)	14.51	15.70	16.34	15.66	16.25	15.96	16.76	15.14	14.26	13.32		
		Cumulative time (s)	153.90	139.39	123.69	107.35	91.69	75.44	59.48	42.72	27.58	13.32	2:33.90	
		Speed (m/s)	12.41	12.74	12.24	12.77	12.31	12.53	11.93	13.21	14.03	15.02	12.87	
		Stride length (m)	5.82	5.82	5.80	6.09	5.82	5.87	5.67	5.99	6.33	6.50	5.96	
		Stride duration (s)	0.464	0.457	0.474	0.476	0.473	0.468	0.475	0.454	0.452	0.433	0.463	
		Stride efficiency (%)	52.89	53.01	52.54	57.88	53.02	53.76	50.28	56.11	62.71	65.98	55.56	
		Stride count	30.94	34.34	34.49	32.86	34.34	34.10	35.26	33.38	31.57	30.78	332.06	

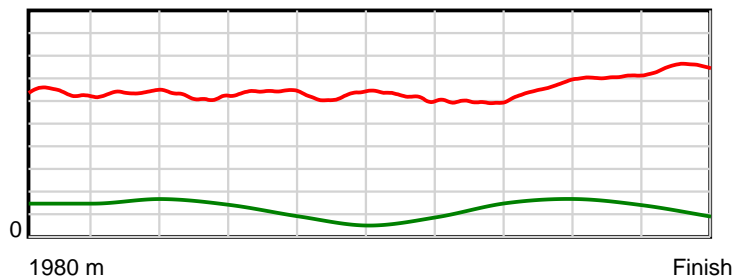
10 m Stride length



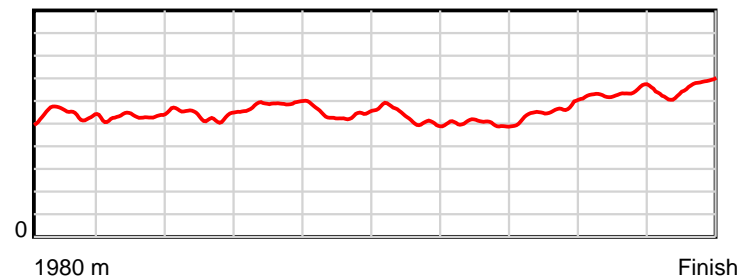
0.6 s Stride duration



20 m/sec Speed



100 % Stride efficiency



Note: Horizontal distance axis grid lines are 200m furlongs.

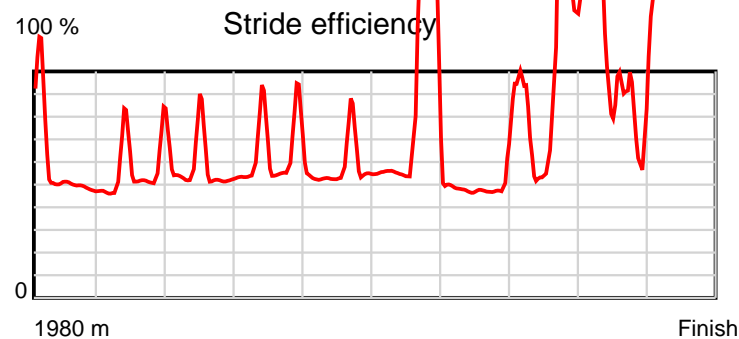
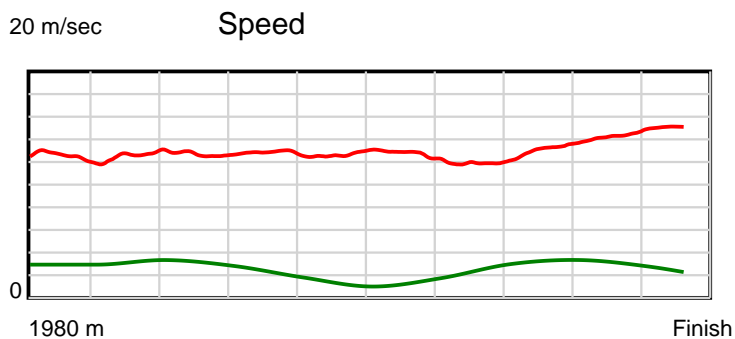
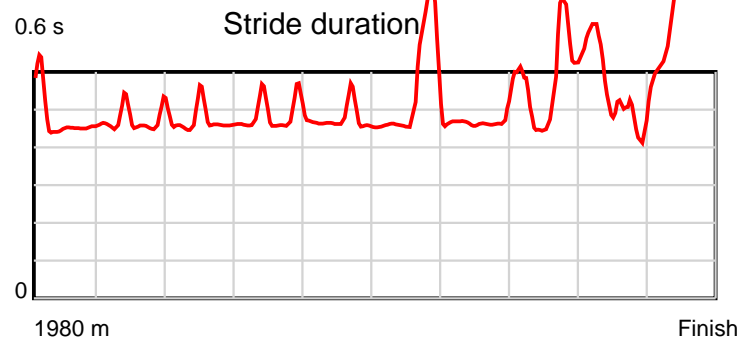
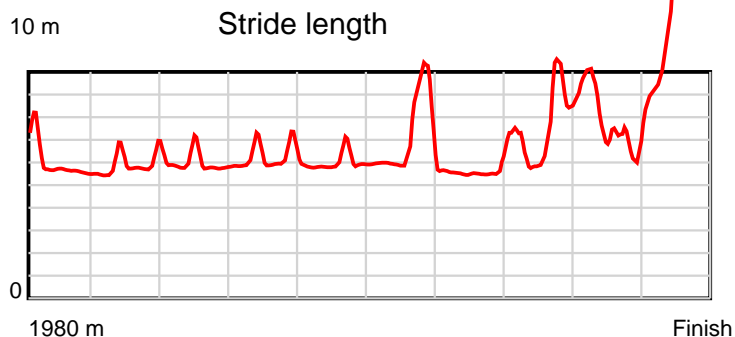
Disclaimer.

HRNZ and NZMTC and Thoroughbred Ratings Pty Ltd accepts no responsibility for the completeness or accuracy of any of the information contained herein, and makes no representations about its suitability for any particular purpose. Users should make their own judgements about those matters and/or seek independent advice. You assume all risks associated with use of the data provided on this page.

Race Results

April 30, 2025, Race 5, KRYSTAL WILLIAMS RACING MOBILE PACE, Distance 1980m, Addington - Survey 1980m

Result	TAB no.	Horse (Barrier)	1980 to	1800m to	1600m to	1400m to	1200m to	1000m to	800m to	600m to	400m to	200m to	Total or	Margin
8th	7	Spirited Lou (6)	1800m	1600m	1400m	1200m	1000m	800m	600m	400m	200m	WP	Average	
		Position in running (margin)	-	8(9.5)	8(9.2)	8(7.8)	8(7.6)	8(6.6)	7(6.0)	8(6.4)	8(7.2)	8(8.5)		6.00
		Sectional time (s)	14.65	15.94	16.16	15.63	16.11	15.83	16.87	15.29	14.18	13.54		
		Cumulative time (s)	154.20	139.55	123.61	107.45	91.82	75.71	59.88	43.01	27.72	13.54	2:34.20	
		Speed (m/s)	12.29	12.55	12.38	12.80	12.41	12.63	11.86	13.08	14.10	14.77	12.84	
		Stride length (m)	5.69	5.79	5.74	6.08	5.80	6.51	5.60	7.08	6.86	7.77	6.23	
		Stride duration (s)	0.460	0.462	0.464	0.475	0.467	0.515	0.472	0.541	0.486	0.526	0.485	
		Stride efficiency (%)	50.60	52.38	51.51	57.69	52.60	66.17	48.92	78.39	73.51	94.43	60.58	
		Stride count	31.63	34.54	34.84	32.92	34.47	30.73	35.74	28.24	29.16	25.73	318.00	



Note: Horizontal distance axis grid lines are 200m furlongs.

Disclaimer.

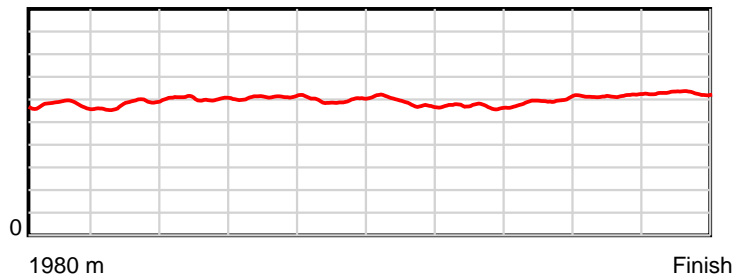
HRNZ and NZMTC and Thoroughbred Ratings Pty Ltd accepts no responsibility for the completeness or accuracy of any of the information contained herein, and makes no representations about its suitability for any particular purpose. Users should make their own judgements about those matters and/or seek independent advice. You assume all risks associated with use of the data provided on this page.

Race Results

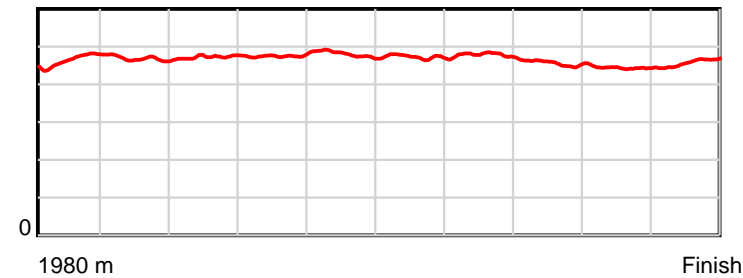
April 30, 2025, Race 5, KRYSTAL WILLIAMS RACING MOBILE PACE, Distance 1980m, Addington - Survey 1980m

Result	TAB no.	Horse (Barrier)	1980 to	1800m to	1600m to	1400m to	1200m to	1000m to	800m to	600m to	400m to	200m to	Total or	Margin
9th	9	Lets Get Tropi... (8)	1800m	1600m	1400m	1200m	1000m	800m	600m	400m	200m	WP	Average	
		Position in running (margin)	-	9(11.4)	9(12.9)	9(9.0)	9(8.2)	9(7.9)	9(8.5)	9(8.7)	9(9.6)	9(13.2)		16.50
		Sectional time (s)	14.94	16.23	15.76	15.54	16.23	16.04	16.82	15.32	14.56	14.64		
		Cumulative time (s)	156.08	141.14	124.91	109.15	93.61	77.38	61.34	44.52	29.20	14.64	2:36.08	
		Speed (m/s)	12.05	12.32	12.69	12.87	12.32	12.47	11.89	13.05	13.74	13.66	12.69	
		Stride length (m)	5.68	5.77	6.00	6.12	5.91	5.90	5.68	5.96	6.10	6.27	5.94	
		Stride duration (s)	0.466	0.468	0.473	0.476	0.479	0.473	0.478	0.457	0.444	0.459	0.468	
		Stride efficiency (%)	50.44	52.02	56.20	58.54	54.57	54.31	50.48	55.53	58.07	61.36	55.04	
		Stride count	31.68	34.66	33.35	32.68	33.84	33.93	35.19	33.55	32.81	31.92	333.61	

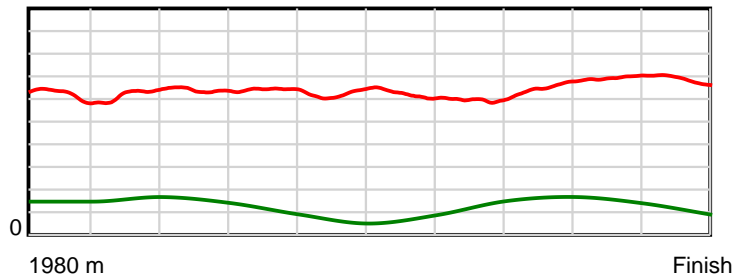
10 m Stride length



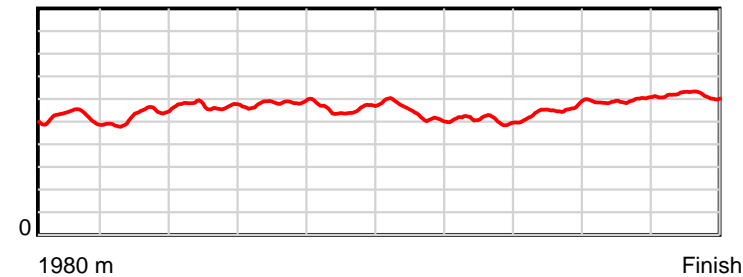
0.6 s Stride duration



20 m/sec Speed



100 % Stride efficiency



Note: Horizontal distance axis grid lines are 200m furlongs.

Disclaimer.

HRNZ and NZMTC and Thoroughbred Ratings Pty Ltd accepts no responsibility for the completeness or accuracy of any of the information contained herein, and makes no representations about its suitability for any particular purpose. Users should make their own judgements about those matters and/or seek independent advice. You assume all risks associated with use of the data provided on this page.

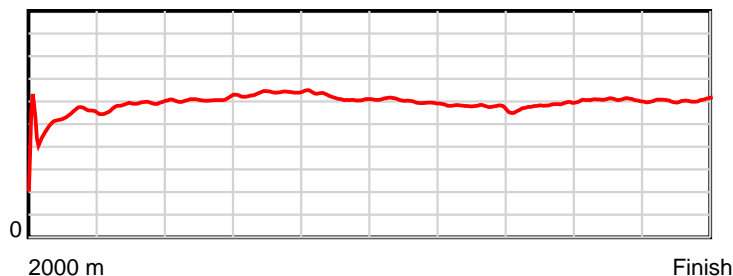


Race Results

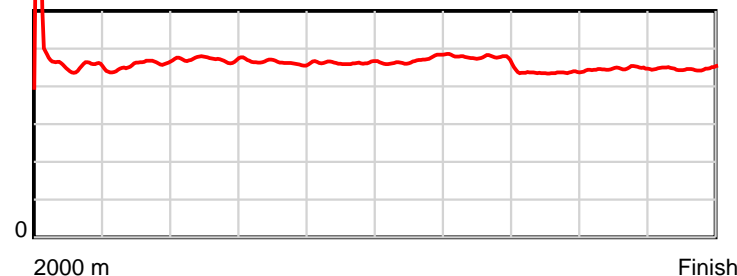
April 30, 2025, Race 6, , Distance 2000m, Addington - Survey 3200m

Result	TAB no.	Horse (Barrier)	2000 to	1800m to	1600m to	1400m to	1200m to	1000m to	800m to	600m to	400m to	200m to	Total or	Margin
1st	1	Waihemo Hannah (2)	1800m	1600m	1400m	1200m	1000m	800m	600m	400m	200m	WP	Average	
		Position in running (margin)	-	7(6.9)	4(6.3)	5(5.6)	6(6.8)	6(8.0)	6(6.2)	6(5.5)	2(0.6)	1(0.0)		0.00
		Sectional time (s)	18.67	15.60	15.69	14.55	15.27	15.79	16.42	15.30	15.00	14.78		
		Cumulative time (s)	157.07	138.40	122.80	107.11	92.56	77.29	61.50	45.08	29.78	14.78	2:37.07	
		Speed (m/s)	10.71	12.82	12.75	13.75	13.10	12.67	12.18	13.07	13.33	13.53	12.73	
		Stride length (m)	5.20	5.86	6.02	6.36	6.06	5.95	5.77	5.71	5.95	6.05	5.88	
		Stride duration (s)	0.470	0.457	0.472	0.463	0.463	0.470	0.474	0.437	0.446	0.447	0.462	
		Stride efficiency (%)	42.26	53.63	56.69	63.25	57.39	55.41	52.06	50.91	55.35	57.11	54.00	
		Stride count	38.46	34.14	33.21	31.44	33.00	33.59	34.65	35.04	33.60	33.08	340.21	

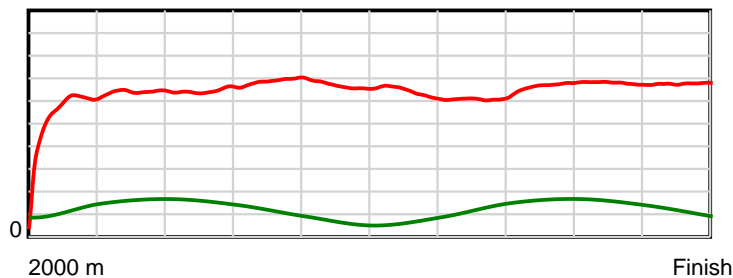
10 m Stride length



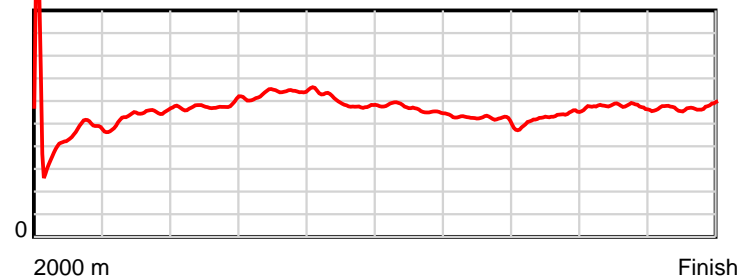
0.6 s Stride duration



20 m/sec Speed



100 % Stride efficiency



Note: Horizontal distance axis grid lines are 200m furlongs.

Disclaimer.

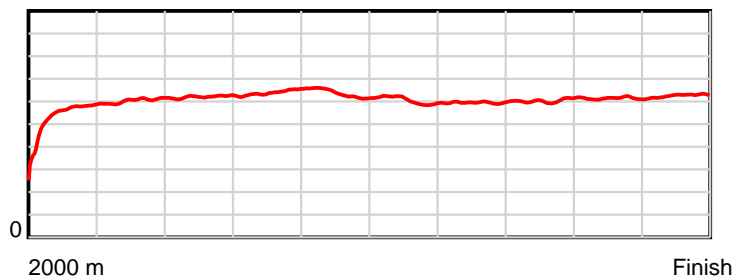
HRNZ and NZMTC and Thoroughbred Ratings Pty Ltd accepts no responsibility for the completeness or accuracy of any of the information contained herein, and makes no representations about its suitability for any particular purpose. Users should make their own judgements about those matters and/or seek independent advice. You assume all risks associated with use of the data provided on this page.

Race Results

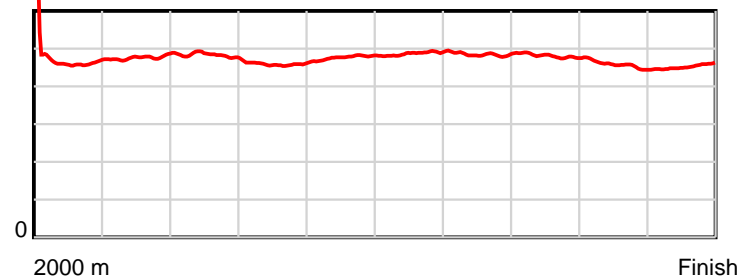
April 30, 2025, Race 6, , Distance 2000m, Addington - Survey 3200m

Result	TAB no.	Horse (Barrier)	2000 to	1800m to	1600m to	1400m to	1200m to	1000m to	800m to	600m to	400m to	200m to	Total or	Margin
2nd	3	Monarch Prince (4)	1800m	1600m	1400m	1200m	1000m	800m	600m	400m	200m	WP	Average	
		Position in running (margin)	-	2(1.2)	2(3.1)	2(2.3)	3(2.1)	3(2.1)	3(2.3)	3(2.2)	3(2.2)	2(1.6)		0.10
		Sectional time (s)	17.75	16.00	15.69	14.31	15.08	16.13	16.51	16.13	14.99	14.50		
		Cumulative time (s)	157.09	139.34	123.34	107.65	93.34	78.26	62.13	45.62	29.49	14.50	2:37.09	
		Speed (m/s)	11.27	12.50	12.75	13.98	13.26	12.40	12.11	12.40	13.34	13.79	12.73	
		Stride length (m)	5.40	5.96	6.14	6.41	6.33	6.04	5.87	5.96	6.09	6.25	6.03	
		Stride duration (s)	0.465	0.477	0.482	0.459	0.477	0.487	0.485	0.481	0.456	0.453	0.474	
		Stride efficiency (%)	45.62	55.47	59.00	64.30	62.57	57.08	53.89	55.53	57.96	61.11	56.90	
		Stride count	37.02	33.57	32.55	31.18	31.61	33.09	34.06	33.55	32.84	31.98	331.45	

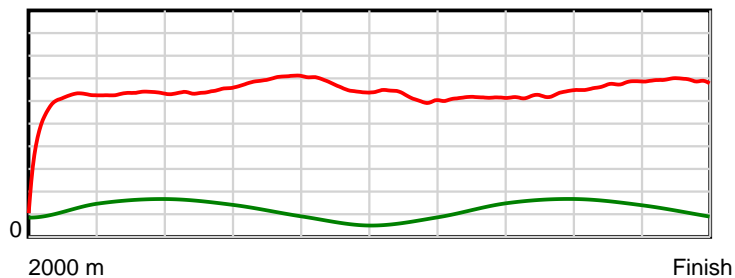
10 m Stride length



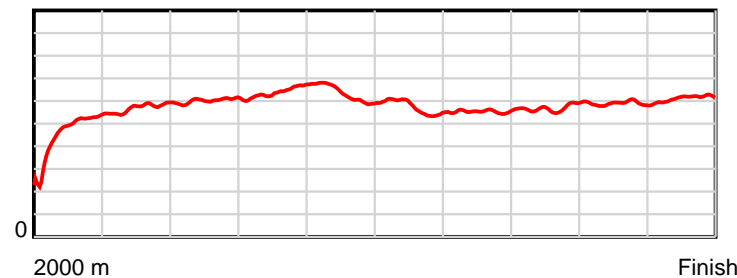
0.6 s Stride duration



20 m/sec Speed



100 % Stride efficiency



Note: Horizontal distance axis grid lines are 200m furlongs.

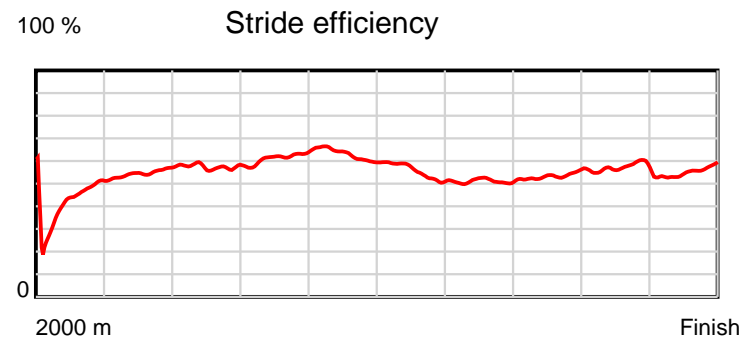
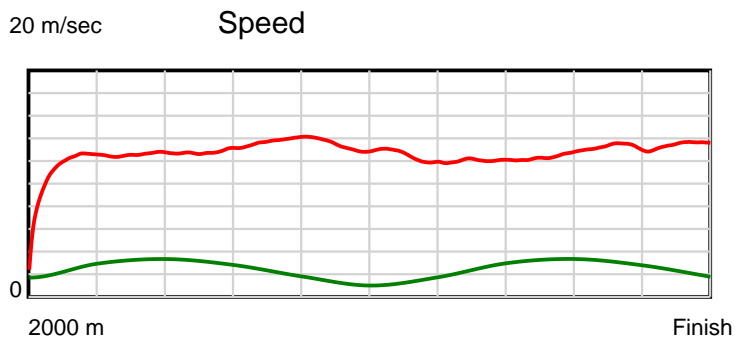
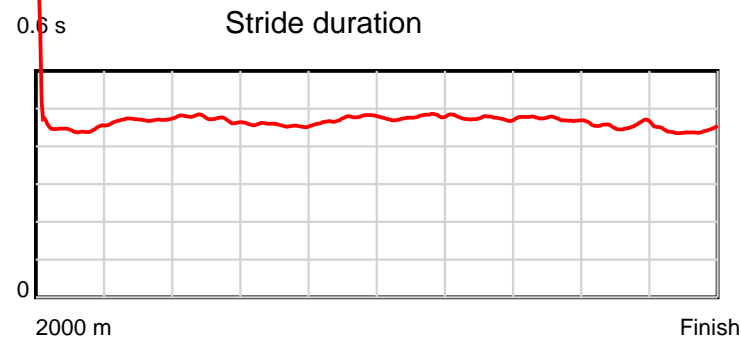
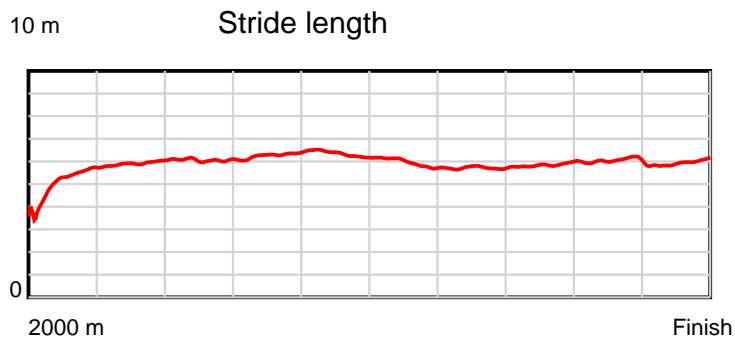
Disclaimer.

HRNZ and NZMTC and Thoroughbred Ratings Pty Ltd accepts no responsibility for the completeness or accuracy of any of the information contained herein, and makes no representations about its suitability for any particular purpose. Users should make their own judgements about those matters and/or seek independent advice. You assume all risks associated with use of the data provided on this page.

Race Results

April 30, 2025, Race 6, , Distance 2000m, Addington - Survey 3200m

Result	TAB no.	Horse (Barrier)	2000 to 1800m	1800m to 1600m	1600m to 1400m	1400m to 1200m	1200m to 1000m	1000m to 800m	800m to 600m	600m to 400m	400m to 200m	200m to WP	Total or Average	Margin
3rd	2	Meandad (3)												
		Position in running (margin)	-	4(3.3)	3(4.6)	3(3.7)	4(4.4)	4(4.1)	4(4.3)	4(3.9)	4(4.0)	4(4.0)		3.60
		Sectional time (s)	18.29	15.91	15.66	14.46	15.04	16.10	16.48	16.14	15.10	14.55		
		Cumulative time (s)	157.73	139.44	123.53	107.87	93.41	78.37	62.27	45.79	29.65	14.55	2:37.73	
		Speed (m/s)	10.93	12.57	12.77	13.83	13.30	12.42	12.14	12.39	13.25	13.75	12.68	
		Stride length (m)	5.08	5.91	6.05	6.31	6.30	5.94	5.76	5.86	6.03	6.08	5.91	
		Stride duration (s)	0.450	0.470	0.474	0.456	0.474	0.478	0.475	0.473	0.455	0.442	0.466	
		Stride efficiency (%)	40.33	54.64	57.21	62.25	62.07	55.08	51.85	53.69	56.79	57.83	54.63	
		Stride count	39.37	33.82	33.06	31.69	31.73	33.69	34.72	34.12	33.18	32.88	338.26	



Note: Horizontal distance axis grid lines are 200m furlongs.

Disclaimer.

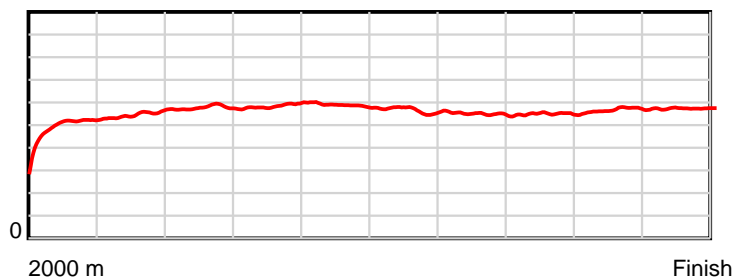
HRNZ and NZMTC and Thoroughbred Ratings Pty Ltd accepts no responsibility for the completeness or accuracy of any of the information contained herein, and makes no representations about its suitability for any particular purpose. Users should make their own judgements about those matters and/or seek independent advice. You assume all risks associated with use of the data provided on this page.

Race Results

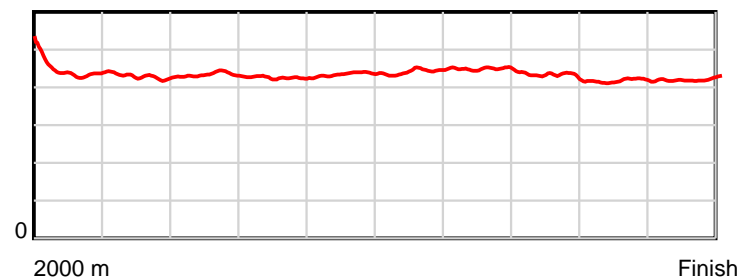
April 30, 2025, Race 6, , Distance 2000m, Addington - Survey 3200m

Result	TAB no.	Horse (Barrier)	2000 to	1800m to	1600m to	1400m to	1200m to	1000m to	800m to	600m to	400m to	200m to	Total or	Margin
4th	9	Bonnie Bagrie (0)	1800m	1600m	1400m	1200m	1000m	800m	600m	400m	200m	WP	Average	
		Position in running (margin)	-	9(11.2)	7(12.3)	7(9.7)	7(10.6)	7(10.5)	7(9.0)	7(7.9)	6(7.4)	5(7.6)		6.60
		Sectional time (s)	19.52	15.88	15.38	14.50	15.06	15.83	16.36	16.04	15.13	14.56		
		Cumulative time (s)	158.26	138.74	122.86	107.48	92.98	77.92	62.09	45.73	29.69	14.56	2:38.26	
		Speed (m/s)	10.25	12.59	13.00	13.79	13.28	12.63	12.22	12.47	13.22	13.74	12.64	
		Stride length (m)	5.01	5.41	5.64	5.86	5.78	5.59	5.48	5.38	5.52	5.79	5.54	
		Stride duration (s)	0.445	0.429	0.434	0.425	0.436	0.442	0.448	0.431	0.418	0.421	0.438	
		Stride efficiency (%)	39.19	45.70	49.71	53.69	52.27	48.86	46.90	45.24	47.68	52.37	47.89	
		Stride count	39.94	36.98	35.46	34.12	34.58	35.77	36.51	37.17	36.21	34.55	361.29	

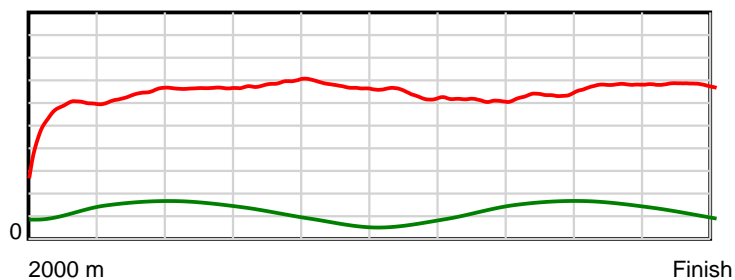
10 m Stride length



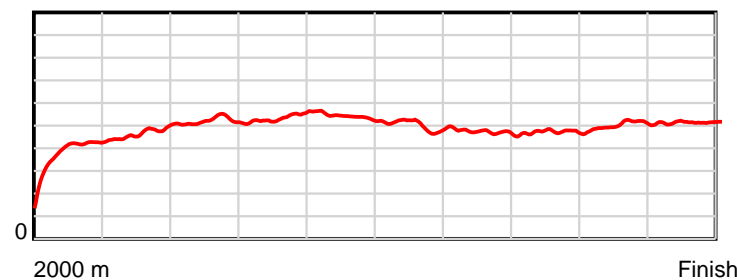
0.6 s Stride duration



20 m/sec Speed



100 % Stride efficiency



Note: Horizontal distance axis grid lines are 200m furlongs.

Disclaimer.

HRNZ and NZMTC and Thoroughbred Ratings Pty Ltd accepts no responsibility for the completeness or accuracy of any of the information contained herein, and makes no representations about its suitability for any particular purpose. Users should make their own judgements about those matters and/or seek independent advice. You assume all risks associated with use of the data provided on this page.

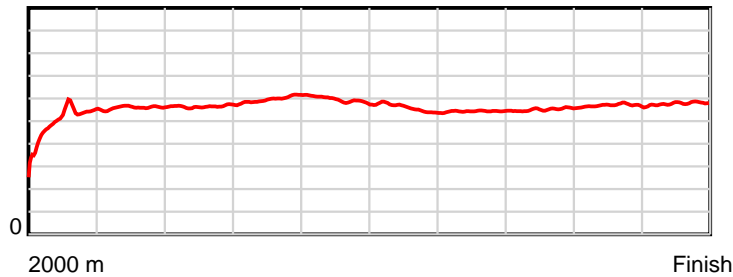


Race Results

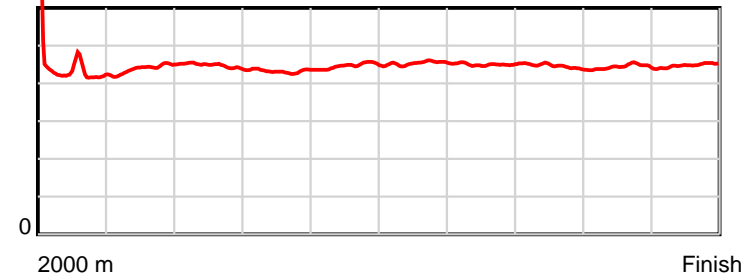
April 30, 2025, Race 6, , Distance 2000m, Addington - Survey 3200m

Result	TAB no.	Horse (Barrier)	2000 to	1800m to	1600m to	1400m to	1200m to	1000m to	800m to	600m to	400m to	200m to	Total or	Margin
5th	4	Racey Krusa (5)	1800m	1600m	1400m	1200m	1000m	800m	600m	400m	200m	WP	Average	
		Position in running (margin)	-	1(0.0)	1(0.0)	1(0.0)	1(0.0)	1(0.0)	1(0.0)	1(0.0)	1(0.0)	3(2.6)		6.80
		Sectional time (s)	17.57	15.69	15.82	14.34	15.08	16.08	16.53	16.12	15.53	15.53		
		Cumulative time (s)	158.29	140.72	125.03	109.21	94.87	79.79	63.71	47.18	31.06	15.53	2:38.29	
		Speed (m/s)	11.38	12.75	12.64	13.95	13.26	12.44	12.10	12.41	12.88	12.88	12.63	
		Stride length (m)	5.05	5.60	5.65	6.03	5.91	5.64	5.45	5.53	5.70	5.77	5.62	
		Stride duration (s)	0.430	0.439	0.447	0.433	0.446	0.454	0.450	0.446	0.443	0.448	0.445	
		Stride efficiency (%)	39.80	49.00	49.88	56.88	54.60	49.75	46.33	47.81	50.86	52.06	49.38	
		Stride count	39.63	35.72	35.40	33.15	33.84	35.44	36.73	36.16	35.06	34.65	355.78	

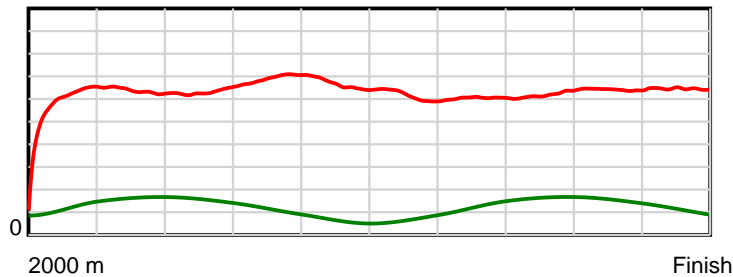
10 m Stride length



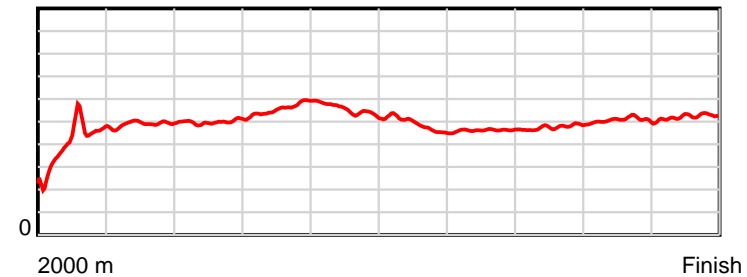
0.6 s Stride duration



20 m/sec Speed



100 % Stride efficiency



Note: Horizontal distance axis grid lines are 200m furlongs.

Disclaimer.

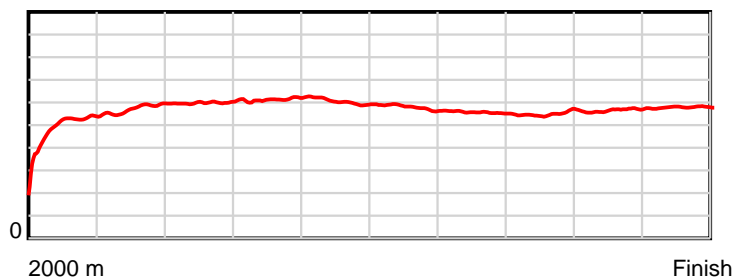
HRNZ and NZMTC and Thoroughbred Ratings Pty Ltd accepts no responsibility for the completeness or accuracy of any of the information contained herein, and makes no representations about its suitability for any particular purpose. Users should make their own judgements about those matters and/or seek independent advice. You assume all risks associated with use of the data provided on this page.

Race Results

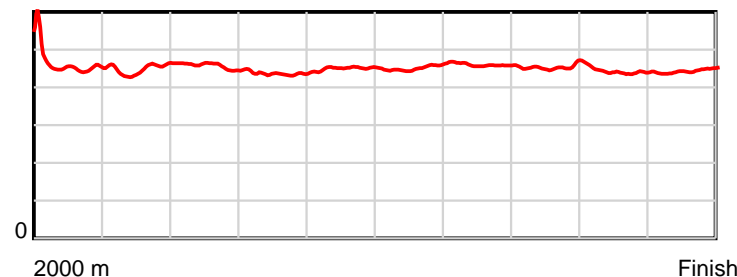
April 30, 2025, Race 6, , Distance 2000m, Addington - Survey 3200m

Result	TAB no.	Horse (Barrier)	2000 to	1800m to	1600m to	1400m to	1200m to	1000m to	800m to	600m to	400m to	200m to	Total or	Margin
6th	8	Without Compar... (9)	1800m	1600m	1400m	1200m	1000m	800m	600m	400m	200m	WP	Average	
		Position in running (margin)	-	8(7.8)	6(9.4)	6(6.5)	5(5.2)	5(5.9)	5(4.5)	5(4.1)	7(7.5)	6(9.5)		11.80
		Sectional time (s)	19.01	15.95	15.33	14.12	15.21	15.85	16.46	16.68	15.44	15.15		
		Cumulative time (s)	159.20	140.19	124.24	108.91	94.79	79.58	63.73	47.27	30.59	15.15	2:39.20	
		Speed (m/s)	10.52	12.54	13.05	14.16	13.15	12.62	12.15	11.99	12.95	13.20	12.56	
		Stride length (m)	4.98	5.64	5.95	6.19	5.92	5.71	5.58	5.45	5.70	5.87	5.68	
		Stride duration (s)	0.458	0.450	0.456	0.437	0.451	0.452	0.459	0.454	0.440	0.445	0.452	
		Stride efficiency (%)	38.80	49.71	55.28	59.79	54.82	50.87	48.63	46.34	50.80	53.91	50.42	
		Stride count	40.14	35.46	33.63	32.33	33.77	35.05	35.85	36.73	35.08	34.05	352.09	

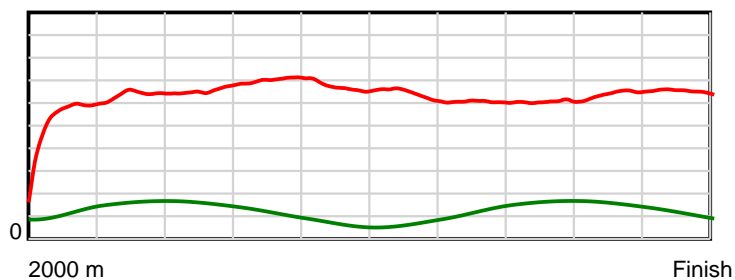
10 m Stride length



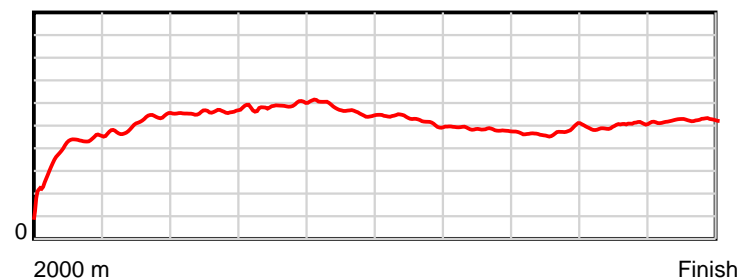
0.6 s Stride duration



20 m/sec Speed



100 % Stride efficiency



Note: Horizontal distance axis grid lines are 200m furlongs.

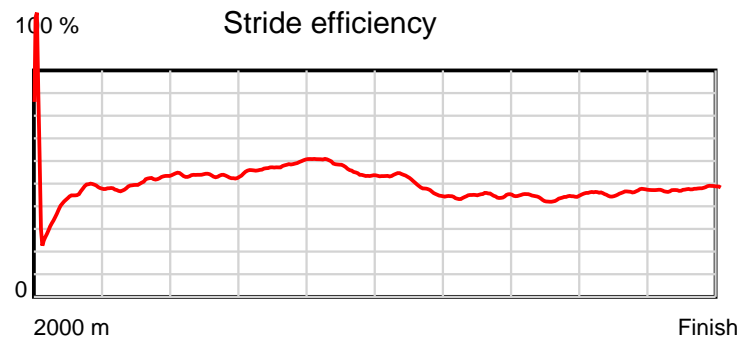
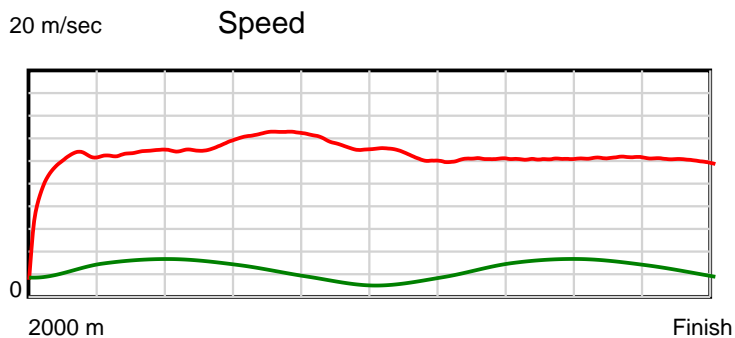
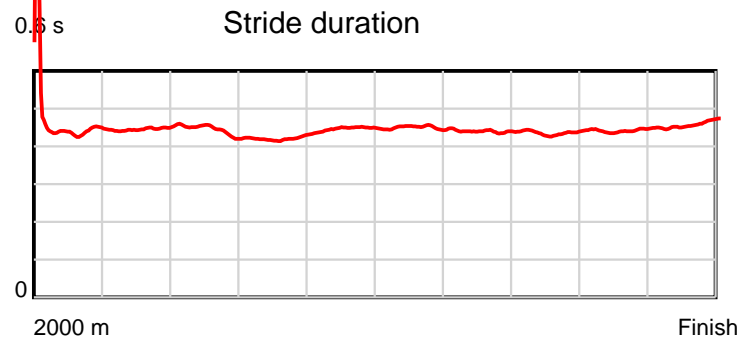
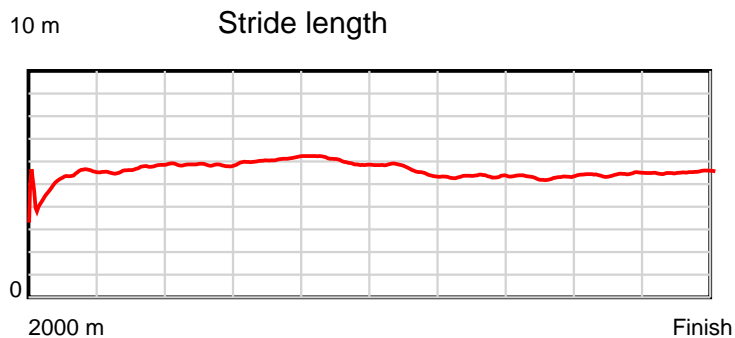
Disclaimer.

HRNZ and NZMTC and Thoroughbred Ratings Pty Ltd accepts no responsibility for the completeness or accuracy of any of the information contained herein, and makes no representations about its suitability for any particular purpose. Users should make their own judgements about those matters and/or seek independent advice. You assume all risks associated with use of the data provided on this page.

Race Results

April 30, 2025, Race 6, , Distance 2000m, Addington - Survey 3200m

Result	TAB no.	Horse (Barrier)	2000 to	1800m to	1600m to	1400m to	1200m to	1000m to	800m to	600m to	400m to	200m to	Total or	Margin
7th	6	Aldebaran Crys... (7)	1800m	1600m	1400m	1200m	1000m	800m	600m	400m	200m	WP	Average	
		Position in running (margin)	-	5(5.2)	5(6.7)	4(4.0)	2(0.9)	2(1.1)	2(1.9)	2(1.6)	5(4.7)	7(13.5)		23.00
		Sectional time (s)	18.48	15.94	15.37	13.83	15.11	16.22	16.48	16.64	16.56	16.59		
		Cumulative time (s)	161.22	142.74	126.80	111.43	97.60	82.49	66.27	49.79	33.15	16.59	2:41.22	
		Speed (m/s)	10.82	12.55	13.01	14.46	13.24	12.33	12.14	12.02	12.08	12.06	12.41	
		Stride length (m)	5.05	5.59	5.77	6.09	5.92	5.55	5.33	5.24	5.34	5.53	5.52	
		Stride duration (s)	0.445	0.446	0.444	0.421	0.447	0.450	0.439	0.436	0.442	0.458	0.445	
		Stride efficiency (%)	39.82	48.83	52.05	57.98	54.70	48.08	44.45	42.89	44.60	47.72	47.69	
		Stride count	39.62	35.78	34.65	32.83	33.80	36.06	37.50	38.18	37.44	36.19	362.05	



Note: Horizontal distance axis grid lines are 200m furlongs.

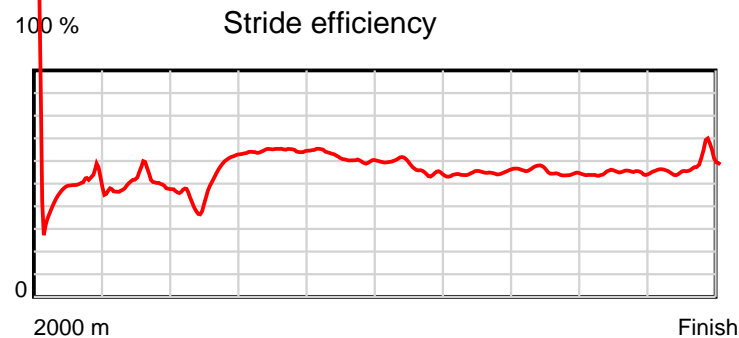
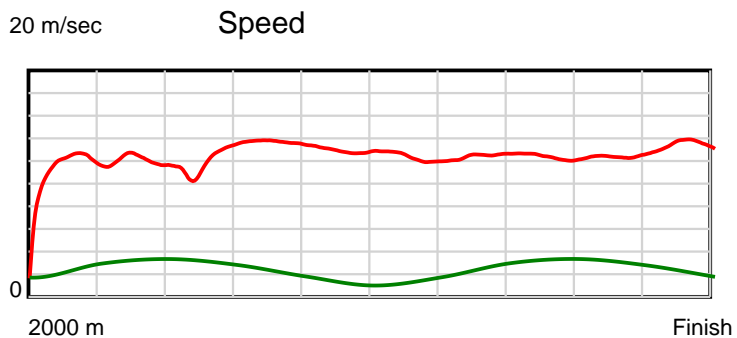
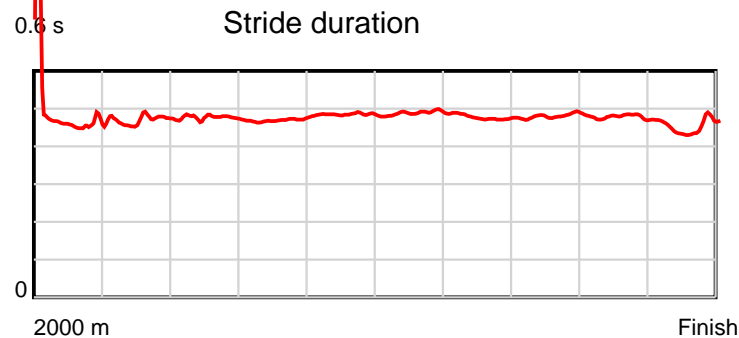
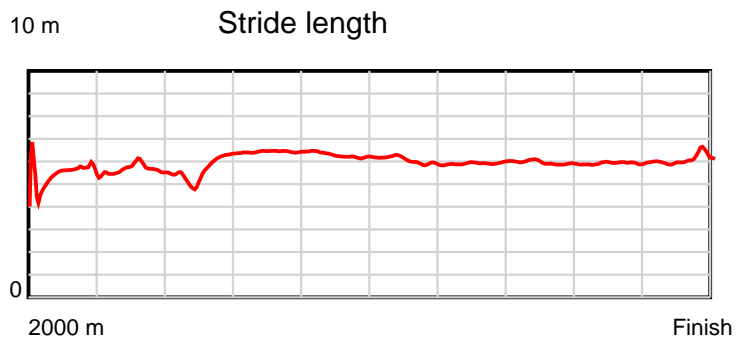
Disclaimer.

HRNZ and NZMTC and Thoroughbred Ratings Pty Ltd accepts no responsibility for the completeness or accuracy of any of the information contained herein, and makes no representations about its suitability for any particular purpose. Users should make their own judgements about those matters and/or seek independent advice. You assume all risks associated with use of the data provided on this page.

Race Results

April 30, 2025, Race 6, , Distance 2000m, Addington - Survey 3200m

Result	TAB no.	Horse (Barrier)	2000 to	1800m to	1600m to	1400m to	1200m to	1000m to	800m to	600m to	400m to	200m to	Total or	Margin
8th	5	Cappaha (6)	1800m	1600m	1400m	1200m	1000m	800m	600m	400m	200m	WP	Average	
		Position in running (margin)	-	6(6.2)	8(12.7)	8(21.4)	8(23.2)	8(25.6)	8(26.9)	8(24.1)	8(24.7)	8(31.0)		29.90
		Sectional time (s)	18.67	16.77	17.27	14.63	15.50	16.29	16.07	16.22	16.15	14.89		
		Cumulative time (s)	162.46	143.79	127.02	109.75	95.12	79.62	63.33	47.26	31.04	14.89	2:42.46	
		Speed (m/s)	10.71	11.93	11.58	13.67	12.90	12.28	12.45	12.33	12.38	13.43	12.31	
		Stride length (m)	5.20	5.60	5.48	6.43	6.25	6.00	5.93	5.93	5.91	6.09	5.86	
		Stride duration (s)	0.456	0.470	0.474	0.470	0.484	0.489	0.477	0.481	0.477	0.453	0.476	
		Stride efficiency (%)	42.18	49.07	47.00	64.53	61.07	56.25	55.01	54.93	54.54	58.00	53.68	
		Stride count	38.50	35.69	36.47	31.12	31.99	33.34	33.71	33.73	33.85	32.83	341.23	



Note: Horizontal distance axis grid lines are 200m furlongs.

Disclaimer.

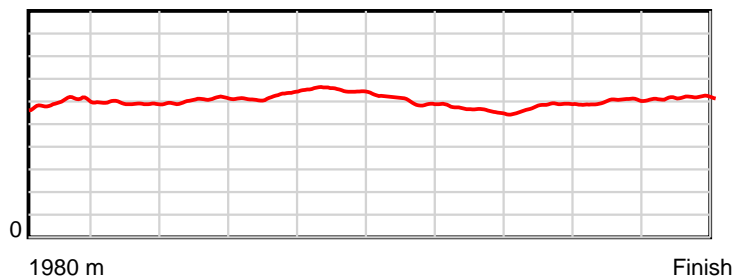
HRNZ and NZMTC and Thoroughbred Ratings Pty Ltd accepts no responsibility for the completeness or accuracy of any of the information contained herein, and makes no representations about its suitability for any particular purpose. Users should make their own judgements about those matters and/or seek independent advice. You assume all risks associated with use of the data provided on this page.

Race Results

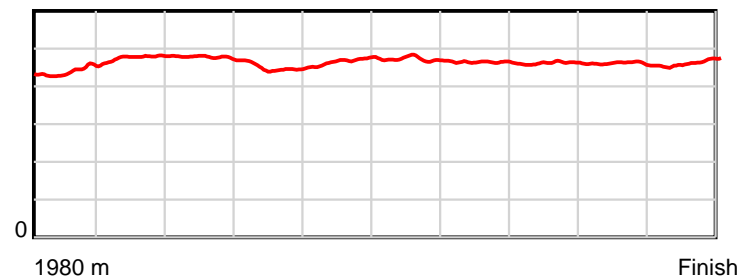
April 30, 2025, Race 7, PLUMBERS' NIGHT 27 JUNE BOOK NOW! MOBILE PACE, Distance 1980m, Addington - Survey 1980m

Result	TAB no.	Horse (Barrier)	1980 to	1800m to	1600m to	1400m to	1200m to	1000m to	800m to	600m to	400m to	200m to	Total or	Margin
1st	4	Ambleside Driv... (4)	1800m	1600m	1400m	1200m	1000m	800m	600m	400m	200m	WP	Average	
		Position in running (margin)	-	4(4.2)	3(4.2)	3(2.3)	1(0.0)	1(0.0)	1(0.0)	1(0.0)	1(0.0)	1(0.0)		0.00
		Sectional time (s)	13.53	16.46	16.03	14.26	14.68	15.67	16.41	16.06	15.35	15.07		
		Cumulative time (s)	153.52	139.99	123.53	107.50	93.24	78.56	62.89	46.48	30.42	15.07	2:33.52	
		Speed (m/s)	13.30	12.15	12.48	14.03	13.62	12.76	12.19	12.45	13.03	13.27	12.90	
		Stride length (m)	5.93	5.79	5.95	6.30	6.37	6.02	5.65	5.74	6.00	6.14	5.98	
		Stride duration (s)	0.439	0.477	0.477	0.449	0.467	0.472	0.464	0.461	0.461	0.463	0.464	
		Stride efficiency (%)	54.90	52.41	55.30	61.97	63.35	56.68	49.97	51.55	56.31	58.87	55.92	
		Stride count	30.37	34.53	33.62	31.76	31.41	33.21	35.37	34.82	33.32	32.59	331.00	

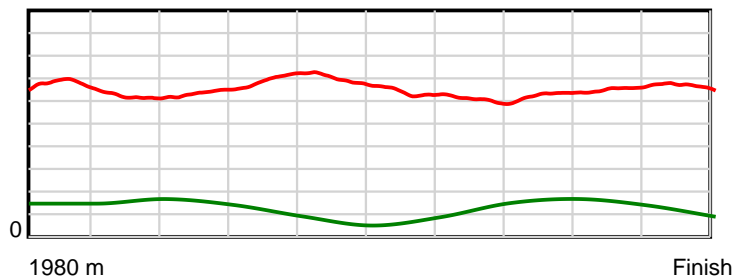
10 m Stride length



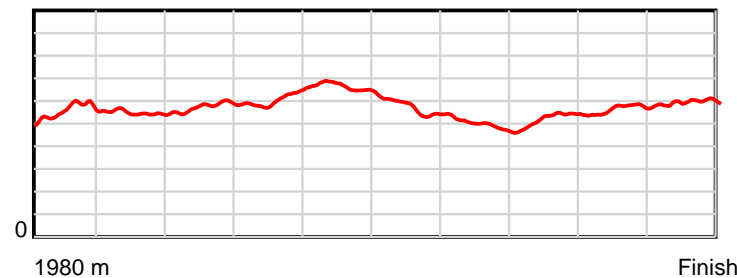
0.6 s Stride duration



20 m/sec Speed



100 % Stride efficiency



Note: Horizontal distance axis grid lines are 200m furlongs.

Disclaimer.

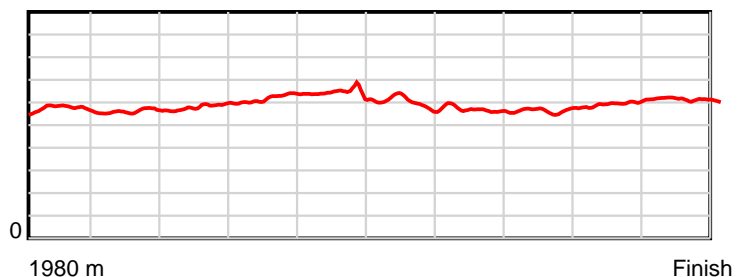
HRNZ and NZMTC and Thoroughbred Ratings Pty Ltd accepts no responsibility for the completeness or accuracy of any of the information contained herein, and makes no representations about its suitability for any particular purpose. Users should make their own judgements about those matters and/or seek independent advice. You assume all risks associated with use of the data provided on this page.

Race Results

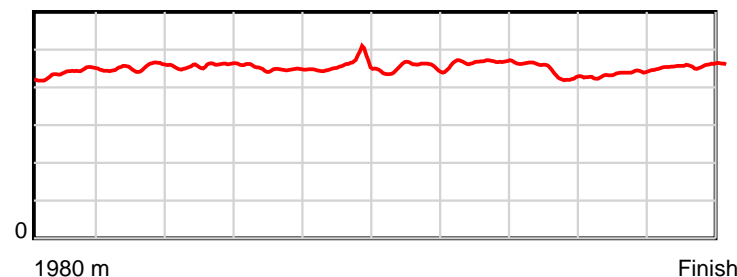
April 30, 2025, Race 7, PLUMBERS' NIGHT 27 JUNE BOOK NOW! MOBILE PACE, Distance 1980m, Addington - Survey 1980m

Result	TAB no.	Horse (Barrier)	1980 to	1800m to	1600m to	1400m to	1200m to	1000m to	800m to	600m to	400m to	200m to	Total or	Margin
2nd	6	Shapely (6)	1800m	1600m	1400m	1200m	1000m	800m	600m	400m	200m	WP	Average	
		Position in running (margin)	-	6(6.5)	6(7.3)	7(6.5)	7(5.3)	5(5.0)	4(3.0)	4(3.2)	4(2.1)	2(0.7)		0.10
		Sectional time (s)	13.99	16.61	16.20	14.45	14.64	15.32	16.46	15.87	15.11	14.89		
		Cumulative time (s)	153.54	139.55	122.94	106.74	92.29	77.65	62.33	45.87	30.00	14.89	2:33.54	
		Speed (m/s)	12.86	12.04	12.35	13.84	13.66	13.05	12.15	12.60	13.24	13.43	12.90	
		Stride length (m)	5.72	5.45	5.64	6.22	6.22	5.91	5.68	5.56	5.79	6.15	5.83	
		Stride duration (s)	0.440	0.453	0.457	0.449	0.455	0.453	0.468	0.442	0.438	0.458	0.452	
		Stride efficiency (%)	51.08	46.49	49.79	60.42	60.53	54.63	50.46	48.39	52.45	59.04	53.02	
		Stride count	31.48	36.67	35.43	32.16	32.14	33.83	35.20	35.94	34.52	32.54	339.91	

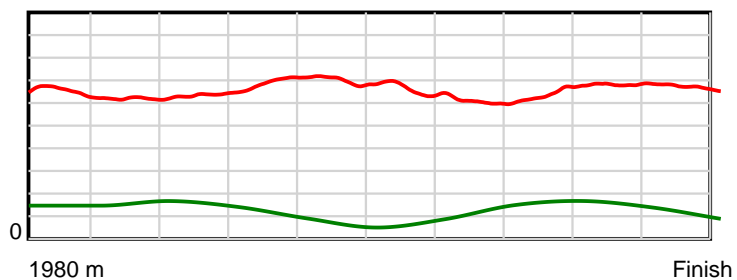
10 m Stride length



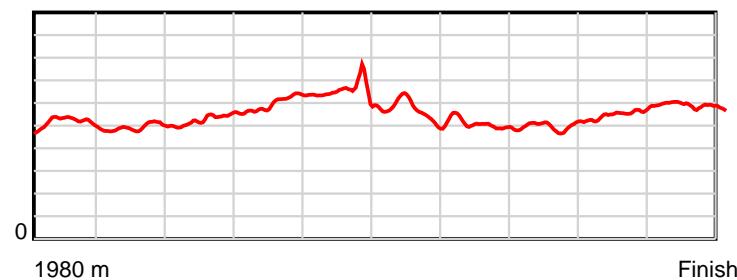
0.6 s Stride duration



20 m/sec Speed



100 % Stride efficiency



Note: Horizontal distance axis grid lines are 200m furlongs.

Disclaimer.

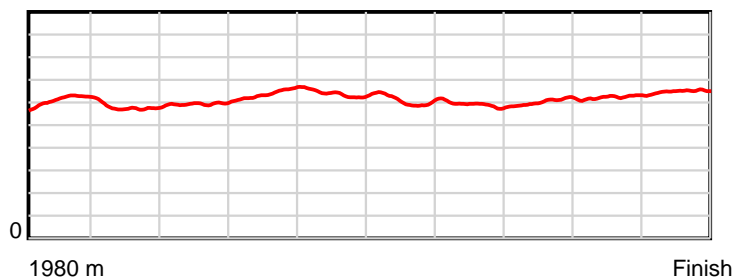
HRNZ and NZMTC and Thoroughbred Ratings Pty Ltd accepts no responsibility for the completeness or accuracy of any of the information contained herein, and makes no representations about its suitability for any particular purpose. Users should make their own judgements about those matters and/or seek independent advice. You assume all risks associated with use of the data provided on this page.

Race Results

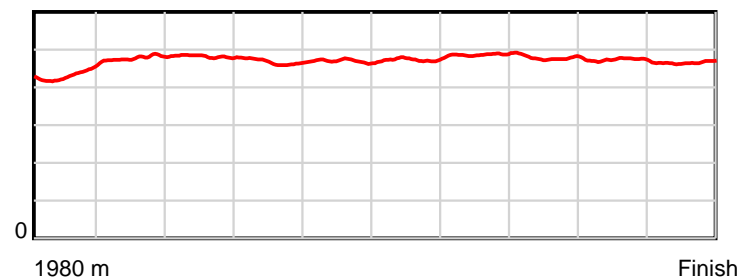
April 30, 2025, Race 7, PLUMBERS' NIGHT 27 JUNE BOOK NOW! MOBILE PACE, Distance 1980m, Addington - Survey 1980m

Result	TAB no.	Horse (Barrier)	1980 to	1800m to	1600m to	1400m to	1200m to	1000m to	800m to	600m to	400m to	200m to	Total or	Margin
3rd	2	Ivona Dadic (2)	1800m	1600m	1400m	1200m	1000m	800m	600m	400m	200m	WP	Average	
		Position in running (margin)	-	2(1.1)	2(2.6)	2(2.3)	3(2.3)	4(3.9)	5(3.7)	5(4.5)	5(3.9)	5(3.8)		0.50
		Sectional time (s)	13.08	16.72	16.29	14.65	14.94	15.65	16.53	15.97	15.33	14.45		
		Cumulative time (s)	153.61	140.53	123.81	107.52	92.87	77.93	62.28	45.75	29.78	14.45	2:33.61	
		Speed (m/s)	13.76	11.96	12.28	13.65	13.39	12.78	12.10	12.52	13.05	13.84	12.89	
		Stride length (m)	6.03	5.72	5.91	6.38	6.29	6.05	5.89	5.98	6.16	6.45	6.08	
		Stride duration (s)	0.433	0.478	0.482	0.467	0.470	0.473	0.487	0.478	0.472	0.466	0.472	
		Stride efficiency (%)	56.74	51.12	54.67	63.63	61.79	57.22	54.18	55.95	59.39	64.94	57.75	
		Stride count	29.87	34.97	33.81	31.34	31.81	33.05	33.97	33.42	32.44	31.03	325.71	

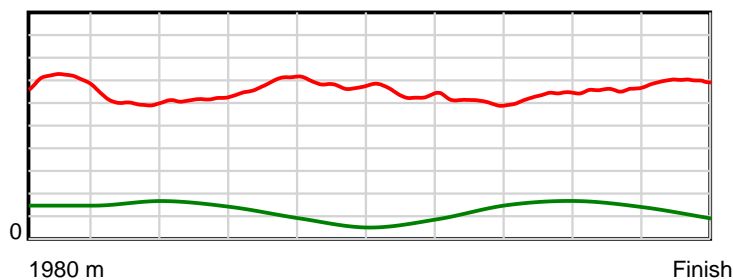
10 m Stride length



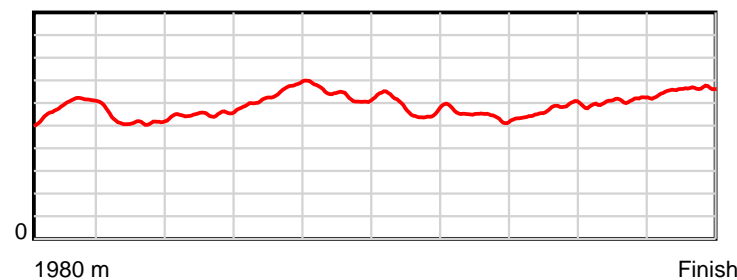
0.6 s Stride duration



20 m/sec Speed



100 % Stride efficiency



Note: Horizontal distance axis grid lines are 200m furlongs.

Disclaimer.

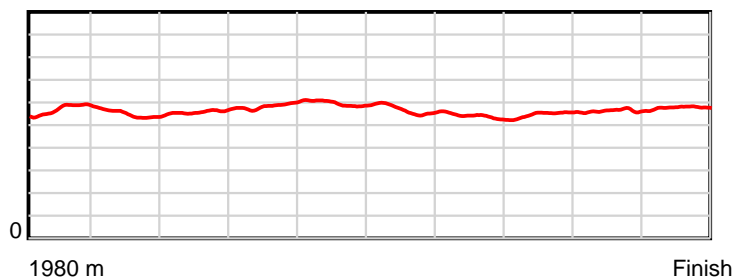
HRNZ and NZMTC and Thoroughbred Ratings Pty Ltd accepts no responsibility for the completeness or accuracy of any of the information contained herein, and makes no representations about its suitability for any particular purpose. Users should make their own judgements about those matters and/or seek independent advice. You assume all risks associated with use of the data provided on this page.

Race Results

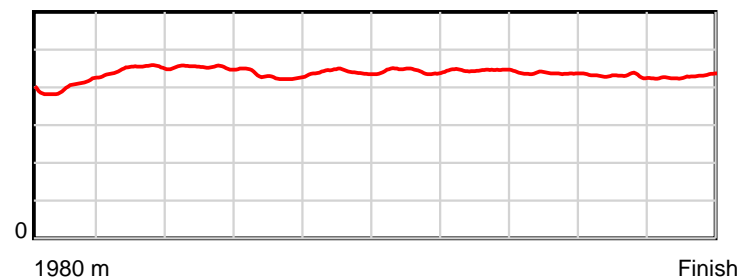
April 30, 2025, Race 7, PLUMBERS' NIGHT 27 JUNE BOOK NOW! MOBILE PACE, Distance 1980m, Addington - Survey 1980m

Result	TAB no.	Horse (Barrier)	1980 to	1800m to	1600m to	1400m to	1200m to	1000m to	800m to	600m to	400m to	200m to	Total or	Margin
4th	3	Kalatra (3)	1800m	1600m	1400m	1200m	1000m	800m	600m	400m	200m	WP	Average	
		Position in running (margin)	-	1(0.0)	1(0.0)	1(0.0)	2(0.2)	2(1.6)	3(1.3)	3(2.0)	2(1.7)	4(2.0)		1.30
		Sectional time (s)	12.96	16.47	16.34	14.68	14.91	15.62	16.52	16.01	15.40	14.85		
		Cumulative time (s)	153.76	140.80	124.33	107.99	93.31	78.40	62.78	46.26	30.25	14.85	2:33.76	
		Speed (m/s)	13.89	12.14	12.24	13.62	13.41	12.80	12.11	12.49	12.99	13.47	12.88	
		Stride length (m)	5.65	5.46	5.55	5.86	5.91	5.67	5.39	5.46	5.59	5.78	5.63	
		Stride duration (s)	0.402	0.449	0.454	0.430	0.441	0.443	0.445	0.437	0.430	0.429	0.437	
		Stride efficiency (%)	49.92	46.54	48.15	53.73	54.63	50.30	45.43	46.62	48.80	52.20	49.49	
		Stride count	31.85	36.65	36.03	34.11	33.83	35.25	37.09	36.62	35.79	34.61	351.83	

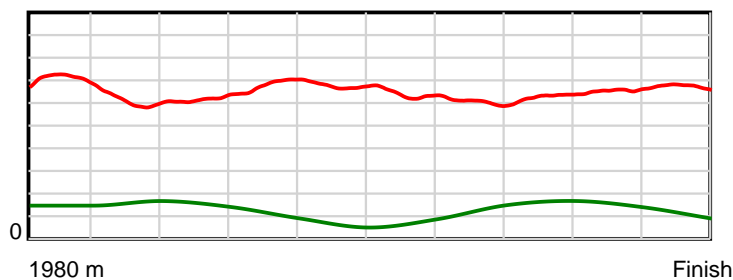
10 m Stride length



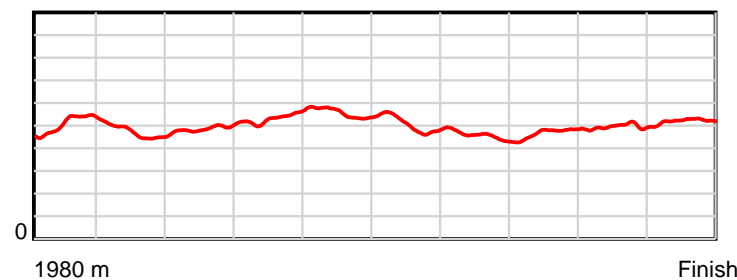
0.6 s Stride duration



20 m/sec Speed



100 % Stride efficiency



Note: Horizontal distance axis grid lines are 200m furlongs.

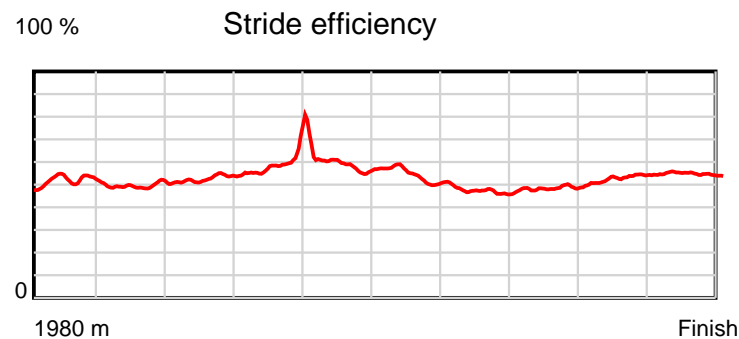
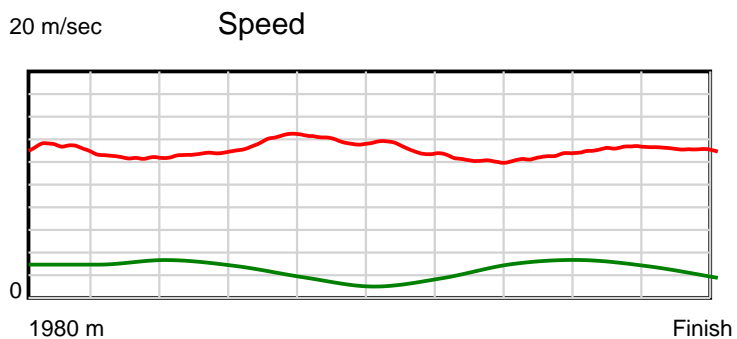
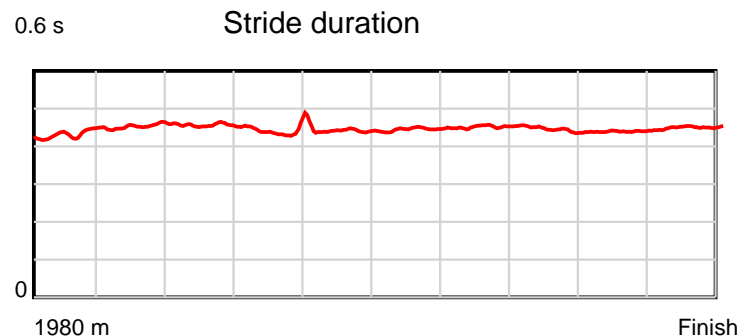
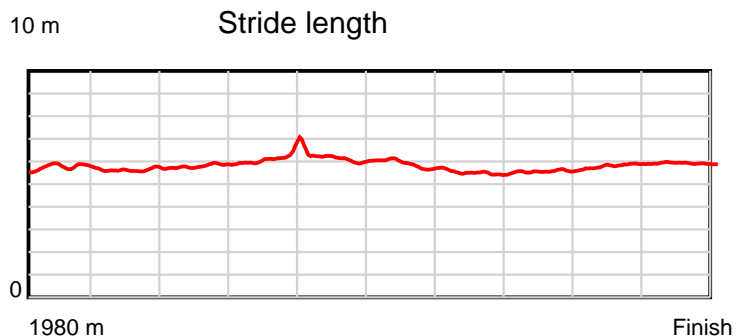
Disclaimer.

HRNZ and NZMTC and Thoroughbred Ratings Pty Ltd accepts no responsibility for the completeness or accuracy of any of the information contained herein, and makes no representations about its suitability for any particular purpose. Users should make their own judgements about those matters and/or seek independent advice. You assume all risks associated with use of the data provided on this page.

Race Results

April 30, 2025, Race 7, PLUMBERS' NIGHT 27 JUNE BOOK NOW! MOBILE PACE, Distance 1980m, Addington - Survey 1980m

Result	TAB no.	Horse (Barrier)	1980 to	1800m to	1600m to	1400m to	1200m to	1000m to	800m to	600m to	400m to	200m to	Total or	Margin
5th	5	My Ten Guitars (5)	1800m	1600m	1400m	1200m	1000m	800m	600m	400m	200m	WP	Average	
		Position in running (margin)	-	5(5.5)	5(5.6)	5(4.2)	4(3.0)	3(3.1)	2(1.2)	2(1.2)	3(1.7)	3(1.8)		3.00
		Sectional time (s)	13.96	16.50	16.10	14.45	14.70	15.36	16.41	16.14	15.35	15.09		
		Cumulative time (s)	154.06	140.10	123.60	107.50	93.05	78.35	62.99	46.58	30.44	15.09	2:34.06	
		Speed (m/s)	12.89	12.12	12.42	13.84	13.61	13.02	12.19	12.39	13.03	13.25	12.85	
		Stride length (m)	5.71	5.49	5.66	6.14	5.99	5.80	5.50	5.51	5.73	5.97	5.74	
		Stride duration (s)	0.433	0.453	0.455	0.444	0.441	0.446	0.451	0.445	0.440	0.450	0.447	
		Stride efficiency (%)	50.92	47.12	50.03	58.91	56.13	52.63	47.31	47.44	51.38	55.67	51.55	
		Stride count	31.53	36.42	35.35	32.57	33.37	34.46	36.35	36.30	34.88	33.51	344.74	



Note: Horizontal distance axis grid lines are 200m furlongs.

Disclaimer.

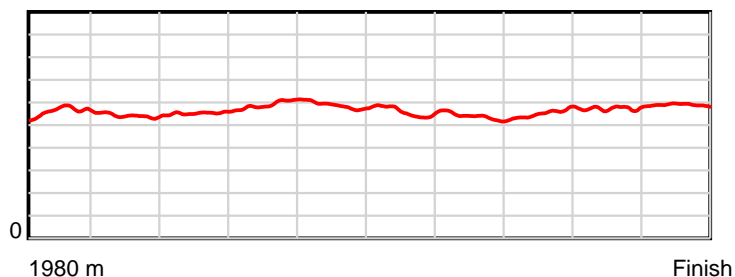
HRNZ and NZMTC and Thoroughbred Ratings Pty Ltd accepts no responsibility for the completeness or accuracy of any of the information contained herein, and makes no representations about its suitability for any particular purpose. Users should make their own judgements about those matters and/or seek independent advice. You assume all risks associated with use of the data provided on this page.

Race Results

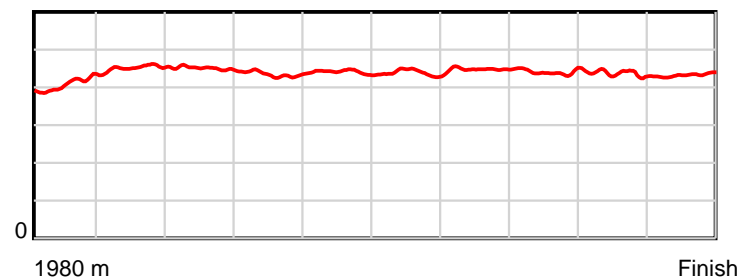
April 30, 2025, Race 7, PLUMBERS' NIGHT 27 JUNE BOOK NOW! MOBILE PACE, Distance 1980m, Addington - Survey 1980m

Result	TAB no.	Horse (Barrier)	1980 to	1800m to	1600m to	1400m to	1200m to	1000m to	800m to	600m to	400m to	200m to	Total or	Margin
6th	1	Terror Ma Sue (1)	1800m	1600m	1400m	1200m	1000m	800m	600m	400m	200m	WP	Average	
		Position in running (margin)	-	3(2.9)	4(4.6)	4(4.1)	6(4.1)	7(6.4)	8(5.5)	7(6.7)	7(5.9)	7(5.5)		3.30
		Sectional time (s)	13.37	16.76	16.26	14.64	15.06	15.53	16.60	15.93	15.29	14.68		
		Cumulative time (s)	154.12	140.75	123.99	107.73	93.09	78.03	62.50	45.90	29.97	14.68	2:34.12	
		Speed (m/s)	13.46	11.93	12.30	13.66	13.28	12.88	12.05	12.55	13.08	13.62	12.85	
		Stride length (m)	5.60	5.40	5.54	5.94	5.85	5.65	5.40	5.54	5.71	5.91	5.65	
		Stride duration (s)	0.410	0.452	0.450	0.435	0.441	0.439	0.448	0.441	0.436	0.433	0.440	
		Stride efficiency (%)	49.00	45.53	47.92	55.21	53.51	49.87	45.59	47.95	50.89	54.50	49.84	
		Stride count	32.14	37.05	36.12	33.65	34.18	35.40	37.03	36.10	35.05	33.86	350.58	

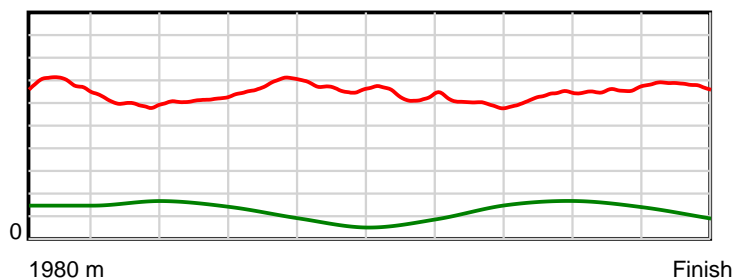
10 m Stride length



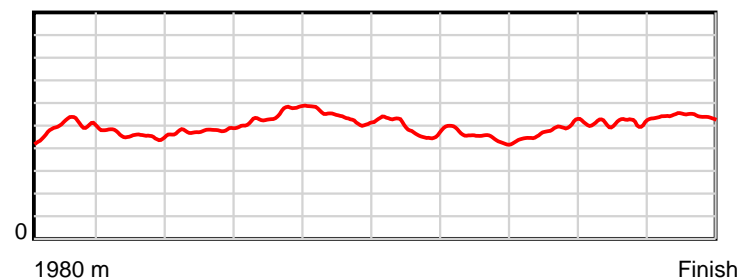
0.6 s Stride duration



20 m/sec Speed



100 % Stride efficiency



Note: Horizontal distance axis grid lines are 200m furlongs.

Disclaimer.

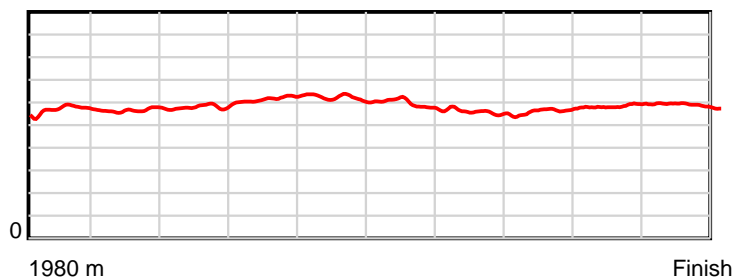
HRNZ and NZMTC and Thoroughbred Ratings Pty Ltd accepts no responsibility for the completeness or accuracy of any of the information contained herein, and makes no representations about its suitability for any particular purpose. Users should make their own judgements about those matters and/or seek independent advice. You assume all risks associated with use of the data provided on this page.

Race Results

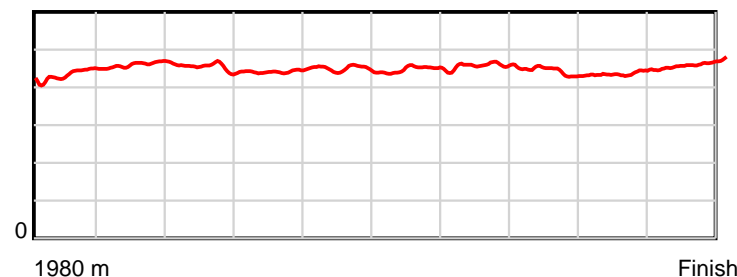
April 30, 2025, Race 7, PLUMBERS' NIGHT 27 JUNE BOOK NOW! MOBILE PACE, Distance 1980m, Addington - Survey 1980m

Result	TAB no.	Horse (Barrier)	1980 to	1800m to	1600m to	1400m to	1200m to	1000m to	800m to	600m to	400m to	200m to	Total or	Margin
7th	8	Enya Franco (7)	1800m	1600m	1400m	1200m	1000m	800m	600m	400m	200m	WP	Average	
		Position in running (margin)	-	8(7.0)	8(9.9)	8(7.5)	8(5.3)	8(6.9)	7(5.0)	6(5.6)	6(4.7)	6(4.4)		8.90
		Sectional time (s)	13.95	16.95	15.94	14.29	14.95	15.35	16.49	15.91	15.29	16.00		
		Cumulative time (s)	155.12	141.17	124.22	108.28	93.99	79.04	63.69	47.20	31.29	16.00	2:35.12	
		Speed (m/s)	12.90	11.80	12.55	14.00	13.38	13.03	12.13	12.57	13.08	12.50	12.76	
		Stride length (m)	5.61	5.43	5.68	6.20	6.00	5.82	5.56	5.55	5.72	5.79	5.73	
		Stride duration (s)	0.433	0.461	0.453	0.443	0.449	0.447	0.458	0.442	0.437	0.463	0.449	
		Stride efficiency (%)	49.12	46.13	50.44	60.00	56.27	53.02	48.28	48.19	51.14	52.40	51.30	
		Stride count	32.11	36.81	35.20	32.28	33.33	34.34	35.98	36.02	34.96	34.54	345.57	

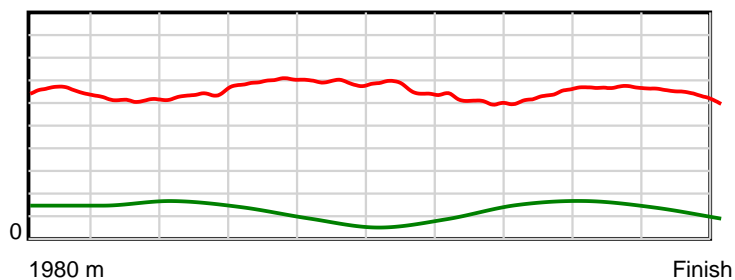
10 m Stride length



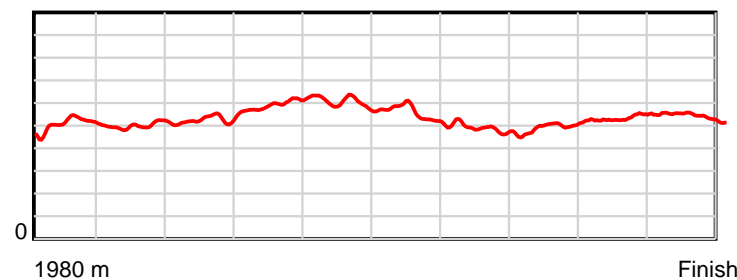
0.6 s Stride duration



20 m/sec Speed



100 % Stride efficiency



Note: Horizontal distance axis grid lines are 200m furlongs.

Disclaimer.

HRNZ and NZMTC and Thoroughbred Ratings Pty Ltd accepts no responsibility for the completeness or accuracy of any of the information contained herein, and makes no representations about its suitability for any particular purpose. Users should make their own judgements about those matters and/or seek independent advice. You assume all risks associated with use of the data provided on this page.

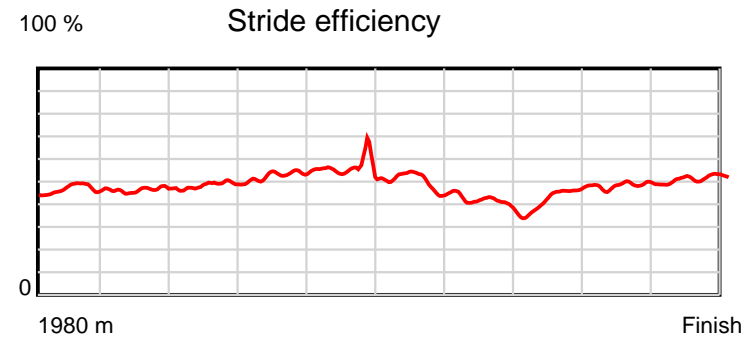
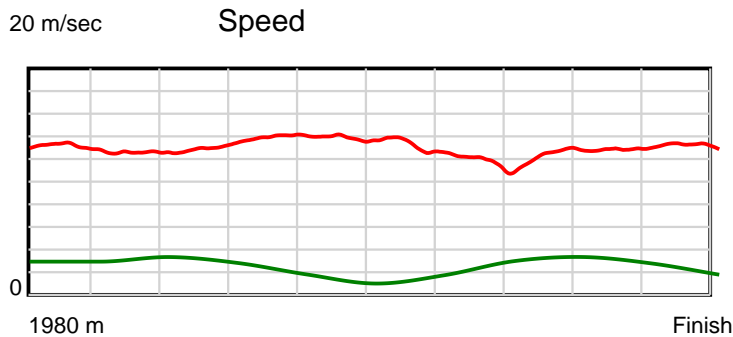
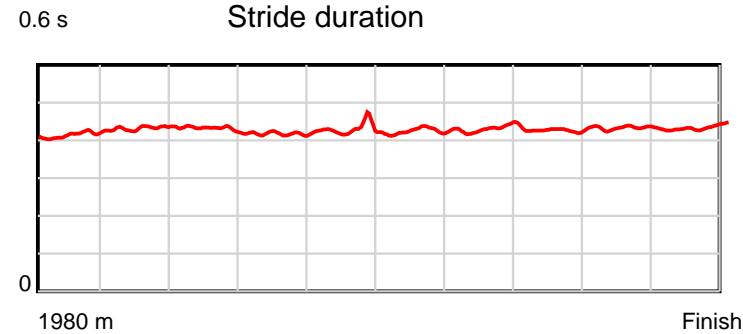
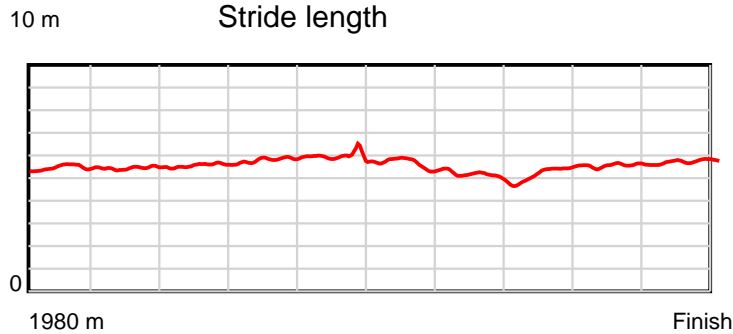


Race Results



April 30, 2025, Race 7, PLUMBERS' NIGHT 27 JUNE BOOK NOW! MOBILE PACE, Distance 1980m, Addington - Survey 1980m

Result	TAB no.	Horse (Barrier)	1980 to	1800m to	1600m to	1400m to	1200m to	1000m to	800m to	600m to	400m to	200m to	Total or	Margin
8th	9	Newbiemains Ar... (8)	1800m	1600m	1400m	1200m	1000m	800m	600m	400m	200m	WP	Average	
		Position in running (margin)	-	7(6.7)	7(7.4)	6(5.6)	5(3.9)	6(5.1)	6(4.1)	8(7.9)	8(8.4)	8(10.1)		10.80
		Sectional time (s)	14.13	16.58	16.03	14.36	14.89	15.49	17.05	16.14	15.64	15.15		
		Cumulative time (s)	155.46	141.33	124.75	108.72	94.36	79.47	63.98	46.93	30.79	15.15	2:35.46	
		Speed (m/s)	12.74	12.06	12.48	13.93	13.43	12.91	11.73	12.39	12.79	13.20	12.74	
		Stride length (m)	5.40	5.21	5.37	5.82	5.73	5.50	5.06	5.30	5.53	5.74	5.46	
		Stride duration (s)	0.415	0.432	0.431	0.418	0.427	0.426	0.431	0.428	0.433	0.435	0.428	
		Stride efficiency (%)	45.63	42.48	45.07	52.95	51.38	47.21	39.94	43.86	47.86	51.50	46.54	
		Stride count	33.31	38.36	37.24	34.36	34.88	36.39	39.56	37.75	36.14	34.84	362.83	



Note: Horizontal distance axis grid lines are 200m furlongs.

Disclaimer.

HRNZ and NZMTC and Thoroughbred Ratings Pty Ltd accepts no responsibility for the completeness or accuracy of any of the information contained herein, and makes no representations about its suitability for any particular purpose. Users should make their own judgements about those matters and/or seek independent advice. You assume all risks associated with use of the data provided on this page.