



Race Results

NZ Metropolitan Trotting Club Inc, HRNZ, May 02, 2025

Compilation date: May 2, 2025, 6:04:01 PM (NZST)

Copyright © 2025 HRNZ and NZMTC. All rights reserved.

Trademarks.

StrideMASTER is a registered trademark of Thoroughbred Ratings Pty Ltd.

Disclaimer.

HRNZ and NZMTC and Thoroughbred Ratings Pty Ltd accepts no responsibility for the completeness or accuracy of any of the information contained herein, and makes no representations about its suitability for any particular purpose. Users should make their own judgements about those matters and/or seek independent advice. You assume all risks associated with use of the data provided on this page.



Race Results



May 02, 2025, Race 2, IRT. YOUR HORSE. OUR PASSION. TROT, Distance 2600m, Addington - Survey 3200m

Result	TAB no.	Horse (Barrier)	2600 to	2400m to
1st	8	Rogue Hero (9)	2400m	2200m
		Position in running (margin)	-	6(12.2)
		Sectional time (s)	17.27	14.37
		Cumulative time (s)	198.66	181.39
		Speed (m/s)	11.58	13.92
		Stride length (m)	8.25	7.95
		Stride duration (s)	0.674	0.571
		Stride efficiency (%)	106.44	98.72
		Stride count	24.23	25.16

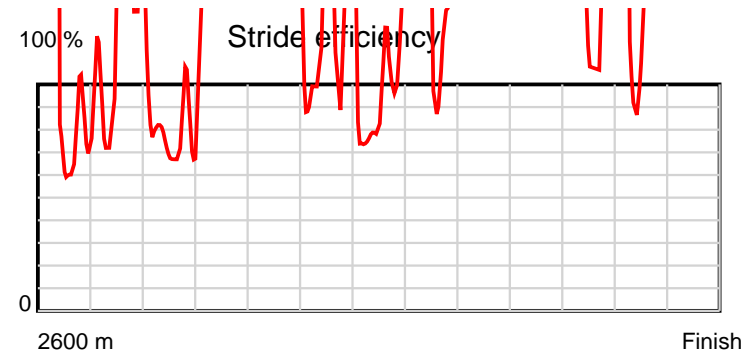
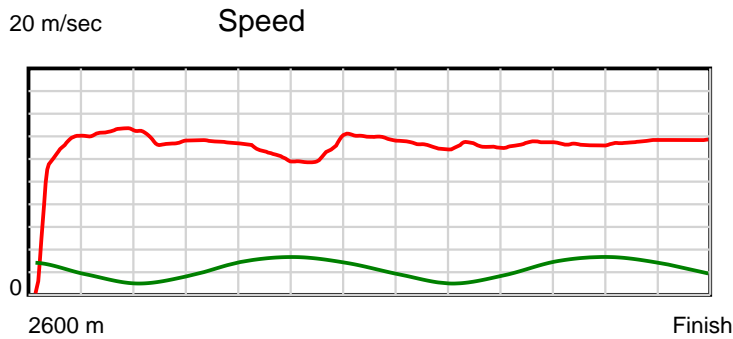
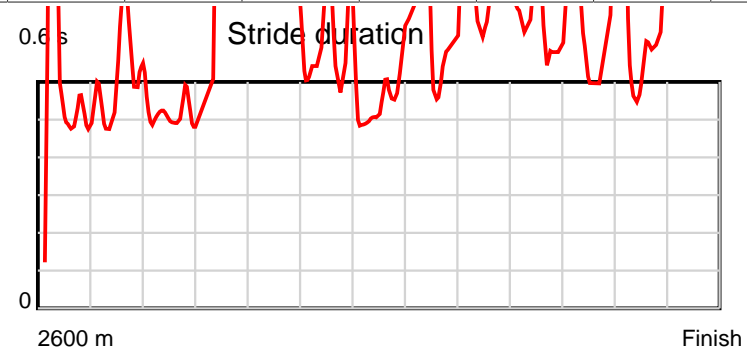
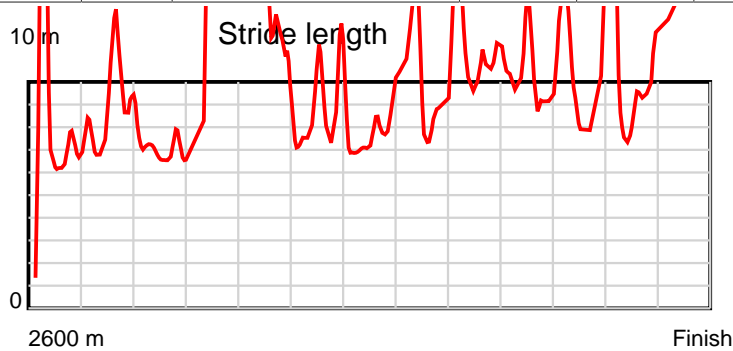
Disclaimer.

HRNZ and NZMTC and Thoroughbred Ratings Pty Ltd accepts no responsibility for the completeness or accuracy of any of the information contained herein, and makes no representations about its suitability for any particular purpose. Users should make their own judgements about those matters and/or seek independent advice. You assume all risks associated with use of the data provided on this page.

Race Results

May 02, 2025, Race 2, IRT. YOUR HORSE. OUR PASSION. TROT, Distance 2600m, Addington - Survey 3200m

Result	TAB no.	Horse (Barrier)	2200m to	2000m to	1800m to	1600m to	1400m to	1200m to	1000m to	800m to	600m to	400m to	200m to	Total or	Margin
1st	8	Rogue Hero (9)	2000m	1800m	1600m	1400m	1200m	1000m	800m	600m	400m	200m	WP	Average	
		Position in running (margin)	5(11.7)	5(6.3)	1(0.0)	1(0.0)	2(1.6)	2(1.6)	2(2.1)	3(2.4)	3(2.3)	3(2.6)	2(1.9)		0.00
		Sectional time (s)	14.86	14.99	16.71	16.19	14.50	15.51	15.20	15.05	15.28	14.95	13.78		
		Cumulative time (s)	167.02	152.16	137.17	120.46	104.27	89.77	74.26	59.06	44.01	28.73	13.78	3:18.66	
		Speed (m/s)	13.46	13.34	11.97	12.35	13.79	12.89	13.16	13.29	13.09	13.38	14.51	13.09	
		Stride length (m)	6.76	7.51	9.99	7.87	7.75	8.67	8.59	8.95	10.14	8.65	31.66	8.82	
		Stride duration (s)	0.502	0.563	0.834	0.637	0.562	0.672	0.653	0.673	0.775	0.647	2.182	0.674	
		Stride efficiency (%)	71.32	88.25	155.89	96.79	93.88	117.56	115.38	125.12	160.69	116.99	1566.33	121.65	
		Stride count	29.60	26.61	20.02	25.41	25.80	23.06	23.28	22.35	19.72	23.12	6.32	294.68	



Note: Horizontal distance axis grid lines are 200m furlongs.

Disclaimer.

HRNZ and NZMTC and Thoroughbred Ratings Pty Ltd accepts no responsibility for the completeness or accuracy of any of the information contained herein, and makes no representations about its suitability for any particular purpose. Users should make their own judgements about those matters and/or seek independent advice. You assume all risks associated with use of the data provided on this page.



Race Results



May 02, 2025, Race 2, IRT. YOUR HORSE. OUR PASSION. TROT, Distance 2600m, Addington - Survey 3200m

Result	TAB no.	Horse (Barrier)	2600 to	2400m to
2nd	6	Dark Ghana (7)	2400m	2200m
		Position in running (margin)	-	1(0.0)
		Sectional time (s)	15.08	14.44
		Cumulative time (s)	198.85	183.77
		Speed (m/s)	13.26	13.85
		Stride length (m)	5.81	6.18
		Stride duration (s)	0.433	0.446
		Stride efficiency (%)	52.74	59.65
		Stride count	34.43	32.37

Disclaimer.

HRNZ and NZMTC and Thoroughbred Ratings Pty Ltd accepts no responsibility for the completeness or accuracy of any of the information contained herein, and makes no representations about its suitability for any particular purpose. Users should make their own judgements about those matters and/or seek independent advice. You assume all risks associated with use of the data provided on this page.

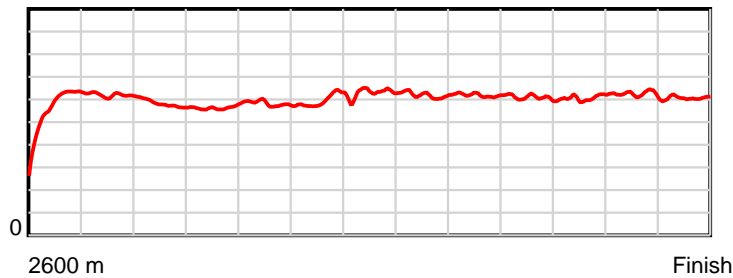


Race Results

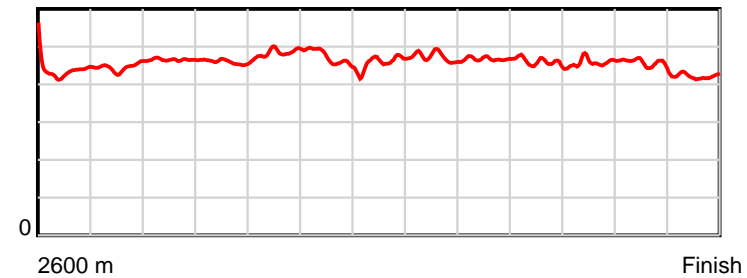
May 02, 2025, Race 2, IRT. YOUR HORSE. OUR PASSION. TROT, Distance 2600m, Addington - Survey 3200m

Result	TAB no.	Horse (Barrier)	2200m to	2000m to	1800m to	1600m to	1400m to	1200m to	1000m to	800m to	600m to	400m to	200m to	Total or	Margin
2nd	6	Dark Ghana (7)	2000m	1800m	1600m	1400m	1200m	1000m	800m	600m	400m	200m	WP	Average	
		Position in running (margin)	1(0.0)	1(0.0)	2(1.9)	2(1.6)	3(2.9)	4(3.6)	4(3.6)	4(3.4)	4(3.8)	4(3.4)	4(2.6)		1.10
		Sectional time (s)	15.76	16.35	16.67	16.14	14.62	15.44	15.11	15.12	15.17	14.94	14.01		
		Cumulative time (s)	169.33	153.57	137.22	120.55	104.41	89.79	74.35	59.24	44.12	28.95	14.01	3:18.85	
		Speed (m/s)	12.69	12.23	12.00	12.39	13.68	12.95	13.24	13.23	13.18	13.39	14.28	13.08	
		Stride length (m)	5.90	5.62	5.80	5.85	6.23	6.12	6.19	6.07	6.04	6.08	6.03	5.99	
		Stride duration (s)	0.465	0.460	0.484	0.472	0.456	0.472	0.467	0.459	0.458	0.454	0.423	0.458	
		Stride efficiency (%)	54.42	49.37	52.63	53.46	60.72	58.47	59.81	57.54	56.96	57.83	56.87	56.04	
		Stride count	33.89	35.58	34.46	34.19	32.09	32.70	32.33	32.96	33.13	32.88	33.15	434.16	

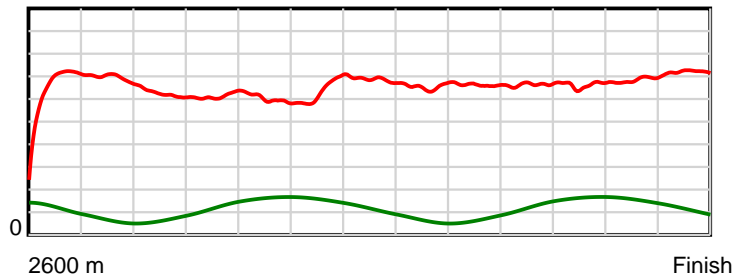
10 m Stride length



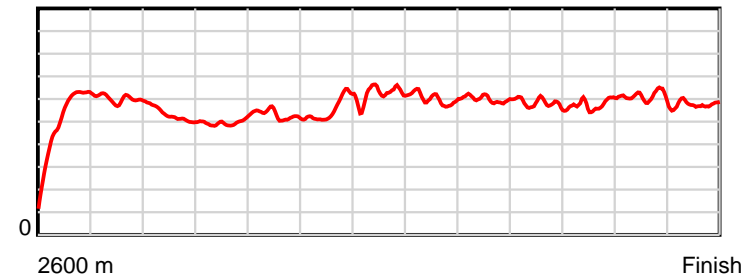
0.6 s Stride duration



20 m/sec Speed



100 % Stride efficiency



Note: Horizontal distance axis grid lines are 200m furlongs.

Disclaimer.

HRNZ and NZMTC and Thoroughbred Ratings Pty Ltd accepts no responsibility for the completeness or accuracy of any of the information contained herein, and makes no representations about its suitability for any particular purpose. Users should make their own judgements about those matters and/or seek independent advice. You assume all risks associated with use of the data provided on this page.



Race Results



May 02, 2025, Race 2, IRT. YOUR HORSE. OUR PASSION. TROT, Distance 2600m, Addington - Survey 3200m

Result	TAB no.	Horse (Barrier)	2600 to	2400m to
3rd	10	Very Majestic (0)	2400m	2200m
		Position in running (margin)	-	4(10.5)
		Sectional time (s)	16.90	14.27
		Cumulative time (s)	199.40	182.50
		Speed (m/s)	11.83	14.02
		Stride length (m)	5.45	5.78
		Stride duration (s)	0.414	0.413
		Stride efficiency (%)	46.40	52.29
		Stride count	36.70	34.57

Disclaimer.

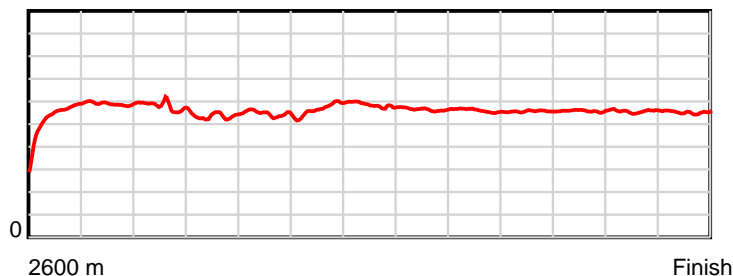
HRNZ and NZMTC and Thoroughbred Ratings Pty Ltd accepts no responsibility for the completeness or accuracy of any of the information contained herein, and makes no representations about its suitability for any particular purpose. Users should make their own judgements about those matters and/or seek independent advice. You assume all risks associated with use of the data provided on this page.

Race Results

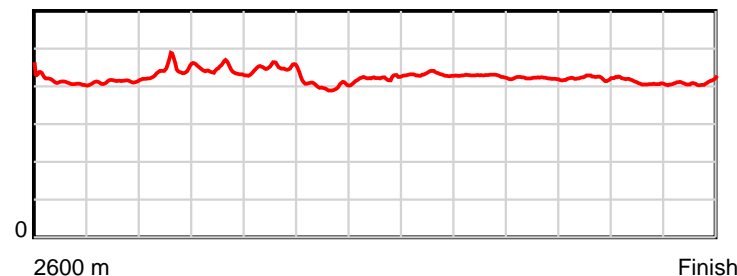
May 02, 2025, Race 2, IRT. YOUR HORSE. OUR PASSION. TROT, Distance 2600m, Addington - Survey 3200m

Result	TAB no.	Horse (Barrier)	2200m to	2000m to	1800m to	1600m to	1400m to	1200m to	1000m to	800m to	600m to	400m to	200m to	Total or	Margin
3rd	10	Very Majestic (0)	2000m	1800m	1600m	1400m	1200m	1000m	800m	600m	400m	200m	WP	Average	
		Position in running (margin)	4(9.6)	4(5.8)	5(8.3)	5(7.6)	1(0.0)	1(0.0)	1(0.0)	1(0.0)	1(0.0)	1(0.0)	1(0.0)		4.10
		Sectional time (s)	15.13	16.46	16.60	14.65	14.51	15.43	15.15	15.06	15.22	15.08	14.94		
		Cumulative time (s)	168.23	153.10	136.64	120.04	105.39	90.88	75.45	60.30	45.24	30.02	14.94	3:19.40	
		Speed (m/s)	13.22	12.15	12.05	13.65	13.78	12.96	13.20	13.28	13.14	13.26	13.39	13.04	
		Stride length (m)	5.84	5.38	5.41	5.49	5.81	5.59	5.65	5.60	5.55	5.44	5.51	5.57	
		Stride duration (s)	0.442	0.443	0.449	0.402	0.421	0.432	0.428	0.422	0.422	0.410	0.411	0.427	
		Stride efficiency (%)	53.38	45.18	45.74	47.07	52.68	48.89	49.88	48.99	48.08	46.32	47.37	48.53	
		Stride count	34.22	37.20	36.97	36.44	34.45	35.76	35.40	35.72	36.06	36.73	36.33	466.55	

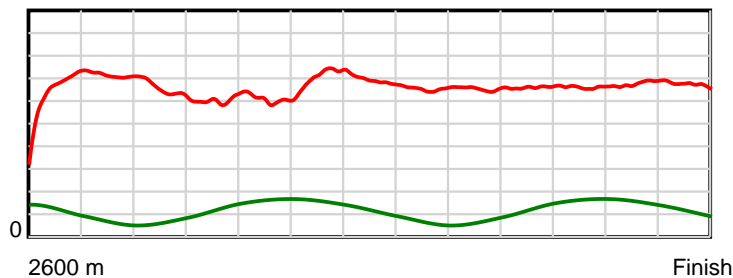
10 m Stride length



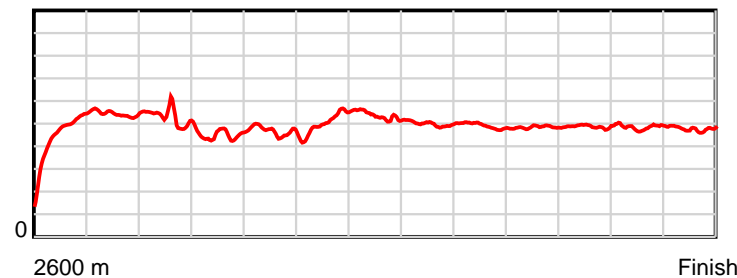
0.6 s Stride duration



20 m/sec Speed



100 % Stride efficiency



Note: Horizontal distance axis grid lines are 200m furlongs.

Disclaimer.

HRNZ and NZMTC and Thoroughbred Ratings Pty Ltd accepts no responsibility for the completeness or accuracy of any of the information contained herein, and makes no representations about its suitability for any particular purpose. Users should make their own judgements about those matters and/or seek independent advice. You assume all risks associated with use of the data provided on this page.



Race Results



May 02, 2025, Race 2, IRT. YOUR HORSE. OUR PASSION. TROT, Distance 2600m, Addington - Survey 3200m

Result	TAB no.	Horse (Barrier)	2600 to	2400m to
4th	2	Barrytown (3)	2400m	2200m
		Position in running (margin)	-	5(11.9)
		Sectional time (s)	17.19	14.43
		Cumulative time (s)	199.65	182.46
		Speed (m/s)	11.63	13.86
		Stride length (m)	5.57	6.36
		Stride duration (s)	0.468	0.459
		Stride efficiency (%)	48.41	63.16
		Stride count	35.93	31.46

Disclaimer.

HRNZ and NZMTC and Thoroughbred Ratings Pty Ltd accepts no responsibility for the completeness or accuracy of any of the information contained herein, and makes no representations about its suitability for any particular purpose. Users should make their own judgements about those matters and/or seek independent advice. You assume all risks associated with use of the data provided on this page.



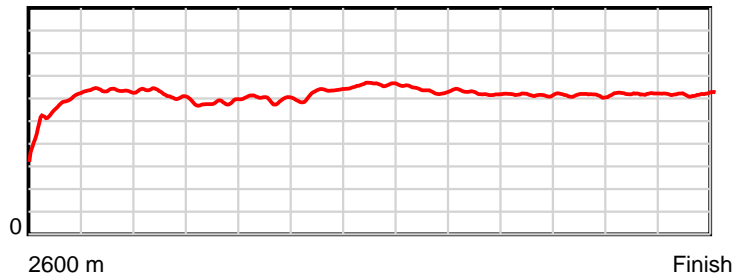
Race Results



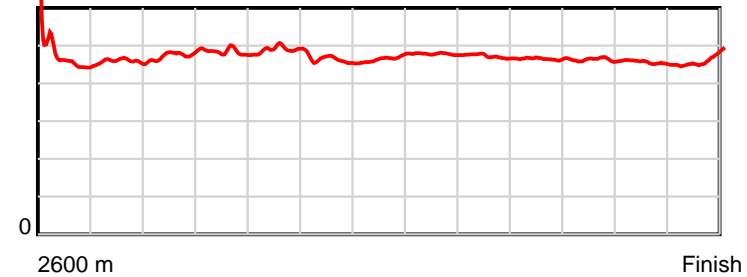
May 02, 2025, Race 2, IRT. YOUR HORSE. OUR PASSION. TROT, Distance 2600m, Addington - Survey 3200m

Result	TAB no.	Horse (Barrier)	2200m to	2000m to	1800m to	1600m to	1400m to	1200m to	1000m to	800m to	600m to	400m to	200m to	Total or	Margin
4th	2	Barrytown (3)	2000m	1800m	1600m	1400m	1200m	1000m	800m	600m	400m	200m	WP	Average	
		Position in running (margin)	6(11.8)	6(7.8)	6(10.7)	6(9.7)	5(5.8)	3(3.2)	3(2.3)	2(1.4)	2(1.1)	2(1.9)	3(2.2)		5.50
		Sectional time (s)	15.10	16.52	16.54	15.28	14.07	15.28	14.98	15.03	15.34	15.13	14.76		
		Cumulative time (s)	168.03	152.93	136.41	119.87	104.59	90.52	75.24	60.26	45.23	29.89	14.76	3:19.65	
		Speed (m/s)	13.25	12.11	12.09	13.09	14.21	13.09	13.35	13.31	13.04	13.22	13.55	13.02	
		Stride length (m)	6.27	5.87	5.92	6.06	6.62	6.25	6.29	6.18	6.03	6.01	6.28	6.12	
		Stride duration (s)	0.474	0.484	0.490	0.463	0.466	0.478	0.471	0.465	0.462	0.455	0.463	0.470	
		Stride efficiency (%)	61.52	53.76	54.79	57.46	68.39	61.09	61.86	59.74	56.77	56.45	61.58	58.54	
		Stride count	31.88	34.10	33.78	32.98	30.23	31.99	31.79	32.35	33.18	33.28	31.86	424.81	

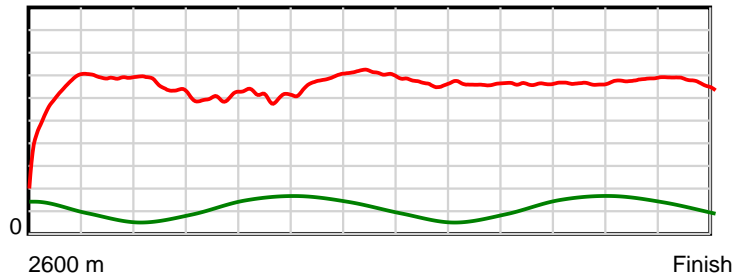
10 m Stride length



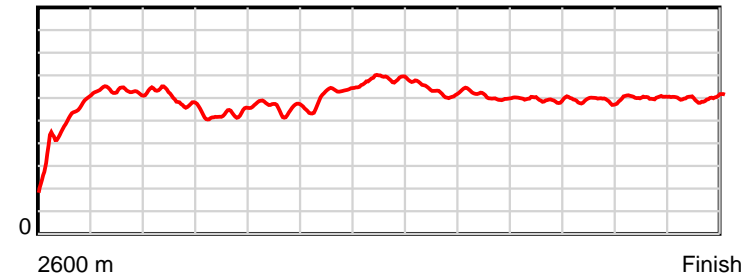
0.6 s Stride duration



20 m/sec Speed



100 % Stride efficiency



Note: Horizontal distance axis grid lines are 200m furlongs.

Disclaimer.

HRNZ and NZMTC and Thoroughbred Ratings Pty Ltd accepts no responsibility for the completeness or accuracy of any of the information contained herein, and makes no representations about its suitability for any particular purpose. Users should make their own judgements about those matters and/or seek independent advice. You assume all risks associated with use of the data provided on this page.



Race Results



May 02, 2025, Race 2, IRT. YOUR HORSE. OUR PASSION. TROT, Distance 2600m, Addington - Survey 3200m

Result	TAB no.	Horse (Barrier)	2600 to 2400m	2400m to 2200m
5th	9	Judy J (1)		
		Position in running (margin)	-	()
		Sectional time (s)		
		Cumulative time (s)	NaN	NaN
		Speed (m/s)		
		Stride length (m)		
		Stride duration (s)		
		Stride efficiency (%)		
		Stride count		

Disclaimer.

HRNZ and NZMTC and Thoroughbred Ratings Pty Ltd accepts no responsibility for the completeness or accuracy of any of the information contained herein, and makes no representations about its suitability for any particular purpose. Users should make their own judgements about those matters and/or seek independent advice. You assume all risks associated with use of the data provided on this page.




Race Results

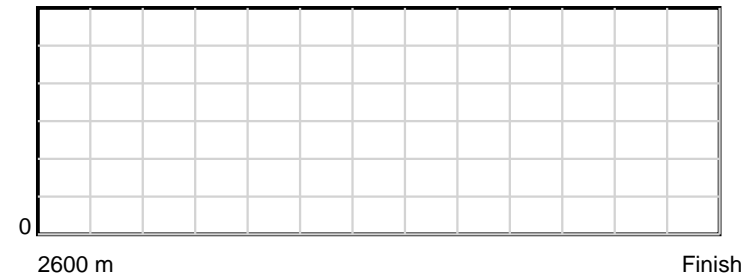
May 02, 2025, Race 2, IRT. YOUR HORSE. OUR PASSION. TROT, Distance 2600m, Addington - Survey 3200m

Result	TAB no.	Horse (Barrier)	2200m to	2000m to	1800m to	1600m to	1400m to	1200m to	1000m to	800m to	600m to	400m to	200m to	Total or	Margin
5th	9	Judy J (1)	2000m	1800m	1600m	1400m	1200m	1000m	800m	600m	400m	200m	WP	Average	
		Position in running (margin)	()	()	()	()	()	()	()	()	()	()	()		7.00
		Sectional time (s)													
		Cumulative time (s)	NaN	NaN	NaN	NaN	NaN	NaN	NaN	NaN	NaN	NaN	NaN	3:19.91	
		Speed (m/s)												13.01	
		Stride length (m)												nan	
		Stride duration (s)												nan	
		Stride efficiency (%)												nan	
		Stride count												0.00	


10 m Stride length




0.6 s Stride duration



20 m/sec Speed



100 % Stride efficiency



Note: Horizontal distance axis grid lines are 200m furlongs.

Disclaimer.

HRNZ and NZMTC and Thoroughbred Ratings Pty Ltd accepts no responsibility for the completeness or accuracy of any of the information contained herein, and makes no representations about its suitability for any particular purpose. Users should make their own judgements about those matters and/or seek independent advice. You assume all risks associated with use of the data provided on this page.



Race Results



May 02, 2025, Race 2, IRT. YOUR HORSE. OUR PASSION. TROT, Distance 2600m, Addington - Survey 3200m

Result	TAB no.	Horse (Barrier)	2600 to	2400m to
6th	7	Jordan Anne (8)	2400m	2200m
		Position in running (margin)	-	2(2.3)
		Sectional time (s)	15.60	14.75
		Cumulative time (s)	200.21	184.61
		Speed (m/s)	12.82	13.56
		Stride length (m)	0.00	0.00
		Stride duration (s)	0.000	0.000
		Stride efficiency (%)	0.00	0.00
		Stride count	0.00	0.00


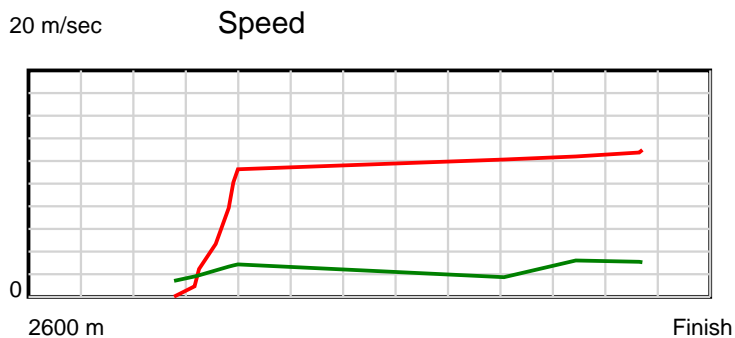
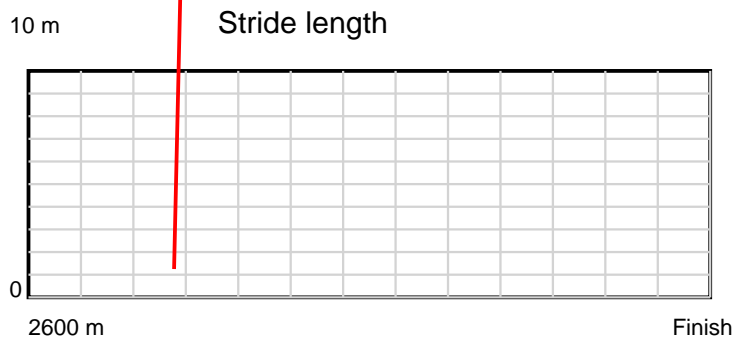
Disclaimer.

HRNZ and NZMTC and Thoroughbred Ratings Pty Ltd accepts no responsibility for the completeness or accuracy of any of the information contained herein, and makes no representations about its suitability for any particular purpose. Users should make their own judgements about those matters and/or seek independent advice. You assume all risks associated with use of the data provided on this page.

Race Results

May 02, 2025, Race 2, IRT. YOUR HORSE. OUR PASSION. TROT, Distance 2600m, Addington - Survey 3200m

Result	TAB no.	Horse (Barrier)	2200m to	2000m to	1800m to	1600m to	1400m to	1200m to	1000m to	800m to	600m to	400m to	200m to	Total or	Margin
6th	7	Jordan Anne (8)	2000m	1800m	1600m	1400m	1200m	1000m	800m	600m	400m	200m	WP	Average	
		Position in running (margin)	3(4.1)	3(3.9)	4(6.0)	4(5.8)	6(7.1)	7(7.1)	7(8.2)	7(7.2)	7(7.7)	6(8.1)	5(5.5)		8.60
		Sectional time (s)	15.71	16.40	16.68	16.14	14.50	15.62	14.98	15.15	15.28	14.65	14.75		
		Cumulative time (s)	169.86	154.15	137.75	121.07	104.93	90.43	74.81	59.83	44.68	29.40	14.75	3:20.21	
		Speed (m/s)	12.73	12.20	11.99	12.39	13.79	12.80	13.35	13.20	13.09	13.65	13.56	12.99	
		Stride length (m)	2612.77	32.91	16.27	16.81	18.71	17.37	18.10	418.60	382.01	30.82	11.80	29.53	
		Stride duration (s)	205.282	2.699	1.356	1.356	1.356	1.356	1.356	31.701	29.186	2.258	0.870	2.274	
		Stride efficiency (%)	10667558.00	1692.08	413.43	441.43	546.75	471.39	512.02	273819.50	228042.69	1483.89	217.57	1362.24	
		Stride count	0.08	6.08	12.30	11.90	10.69	11.52	11.05	0.48	0.52	6.49	16.95	88.06	



Note: Horizontal distance axis grid lines are 200m furlongs.

Disclaimer.

HRNZ and NZMTC and Thoroughbred Ratings Pty Ltd accepts no responsibility for the completeness or accuracy of any of the information contained herein, and makes no representations about its suitability for any particular purpose. Users should make their own judgements about those matters and/or seek independent advice. You assume all risks associated with use of the data provided on this page.



Race Results



May 02, 2025, Race 2, IRT. YOUR HORSE. OUR PASSION. TROT, Distance 2600m, Addington - Survey 3200m

Result	TAB no.	Horse (Barrier)	2600 to	2400m to
7th	3	T K Megastar (4)	2400m	2200m
		Position in running (margin)	-	3(3.0)
		Sectional time (s)	15.47	14.30
		Cumulative time (s)	200.91	185.44
		Speed (m/s)	12.93	13.99
		Stride length (m)	5.52	6.21
		Stride duration (s)	0.425	0.444
		Stride efficiency (%)	47.64	60.34
		Stride count	36.22	32.19

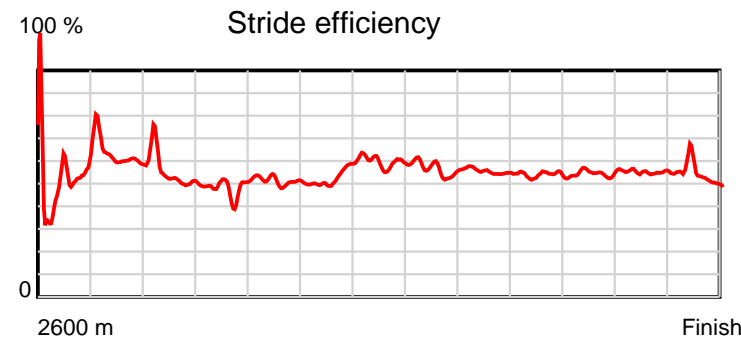
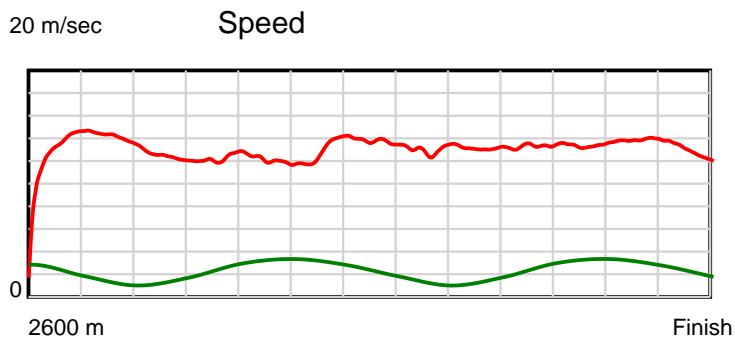
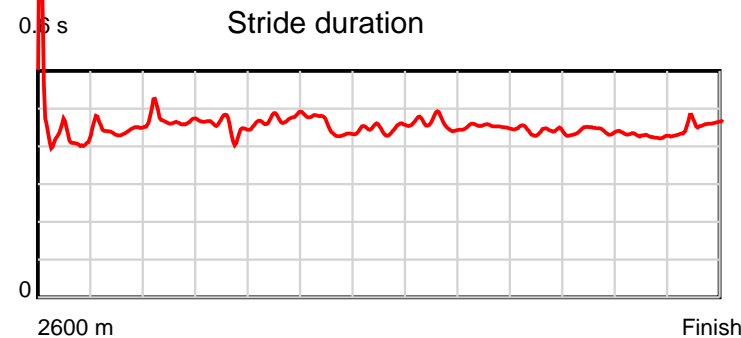
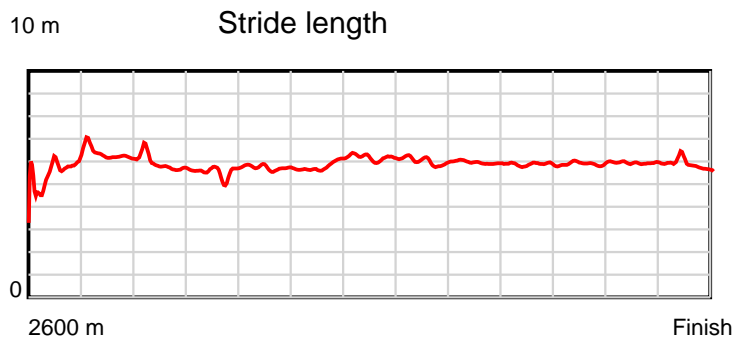
Disclaimer.

HRNZ and NZMTC and Thoroughbred Ratings Pty Ltd accepts no responsibility for the completeness or accuracy of any of the information contained herein, and makes no representations about its suitability for any particular purpose. Users should make their own judgements about those matters and/or seek independent advice. You assume all risks associated with use of the data provided on this page.

Race Results

May 02, 2025, Race 2, IRT. YOUR HORSE. OUR PASSION. TROT, Distance 2600m, Addington - Survey 3200m

Result	TAB no.	Horse (Barrier)	2200m to	2000m to	1800m to	1600m to	1400m to	1200m to	1000m to	800m to	600m to	400m to	200m to	Total or	Margin
7th	3	T K Megastar (4)	2000m	1800m	1600m	1400m	1200m	1000m	800m	600m	400m	200m	WP	Average	
		Position in running (margin)	2(2.1)	2(2.0)	3(3.9)	3(3.9)	4(4.7)	5(5.2)	5(5.8)	5(4.9)	5(5.4)	5(6.0)	6(5.5)		12.50
		Sectional time (s)	15.73	16.36	16.71	16.06	14.59	15.53	14.99	15.15	15.32	15.00	15.70		
		Cumulative time (s)	171.14	155.41	139.05	122.34	106.28	91.69	76.16	61.17	46.02	30.70	15.70	3:20.91	
		Speed (m/s)	12.71	12.22	11.97	12.45	13.71	12.88	13.34	13.20	13.05	13.33	12.74	12.94	
		Stride length (m)	5.97	5.53	5.65	5.65	6.14	5.94	6.04	5.84	5.76	5.70	5.78	5.82	
		Stride duration (s)	0.470	0.452	0.472	0.454	0.448	0.461	0.453	0.442	0.441	0.428	0.454	0.450	
		Stride efficiency (%)	55.70	47.75	49.93	49.88	58.94	55.11	57.05	53.27	51.79	50.80	52.13	52.88	
		Stride count	33.50	36.18	35.38	35.40	32.57	33.68	33.10	34.26	34.74	35.08	34.63	446.93	



Note: Horizontal distance axis grid lines are 200m furlongs.

Disclaimer.

HRNZ and NZMTC and Thoroughbred Ratings Pty Ltd accepts no responsibility for the completeness or accuracy of any of the information contained herein, and makes no representations about its suitability for any particular purpose. Users should make their own judgements about those matters and/or seek independent advice. You assume all risks associated with use of the data provided on this page.



Race Results



May 02, 2025, Race 2, IRT. YOUR HORSE. OUR PASSION. TROT, Distance 2600m, Addington - Survey 3200m

Result	TAB no.	Horse (Barrier)	2600 to	2400m to
8th	5	Time For Victo... (6)	2400m	2200m
		Position in running (margin)	-	9(27.3)
		Sectional time (s)	19.63	15.15
		Cumulative time (s)	205.39	185.76
		Speed (m/s)	10.19	13.20
		Stride length (m)	5.69	6.69
		Stride duration (s)	0.526	0.507
		Stride efficiency (%)	50.59	69.88
		Stride count	35.15	29.91

Disclaimer.

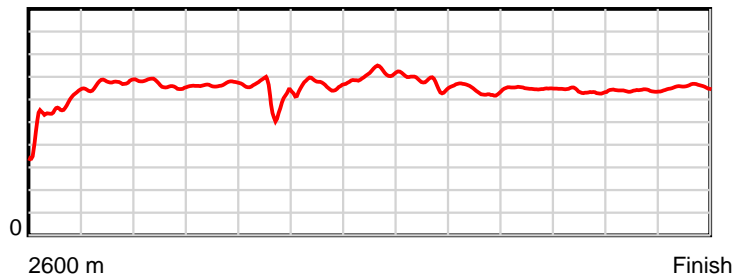
HRNZ and NZMTC and Thoroughbred Ratings Pty Ltd accepts no responsibility for the completeness or accuracy of any of the information contained herein, and makes no representations about its suitability for any particular purpose. Users should make their own judgements about those matters and/or seek independent advice. You assume all risks associated with use of the data provided on this page.

Race Results

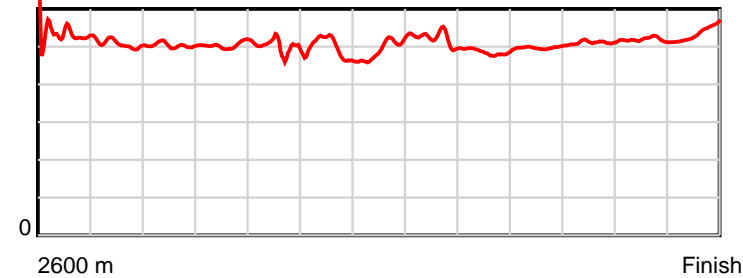
May 02, 2025, Race 2, IRT. YOUR HORSE. OUR PASSION. TROT, Distance 2600m, Addington - Survey 3200m

Result	TAB no.	Horse (Barrier)	2200m to	2000m to	1800m to	1600m to	1400m to	1200m to	1000m to	800m to	600m to	400m to	200m to	Total or	Margin
8th	5	Time For Victo... (6)	2000m	1800m	1600m	1400m	1200m	1000m	800m	600m	400m	200m	WP	Average	
		Position in running (margin)	8(31.5)	8(25.8)	8(19.8)	8(15.8)	8(11.7)	8(9.0)	8(10.2)	8(9.4)	8(12.0)	7(17.6)	7(26.0)		37.40
		Sectional time (s)	14.81	15.05	16.04	15.24	14.06	15.63	15.01	15.49	16.16	16.46	16.66		
		Cumulative time (s)	170.61	155.80	140.75	124.71	109.47	95.41	79.78	64.77	49.28	33.12	16.66	3:25.39	
		Speed (m/s)	13.50	13.29	12.47	13.12	14.22	12.80	13.32	12.91	12.38	12.15	12.00	12.66	
		Stride length (m)	6.79	6.70	6.09	6.46	7.05	6.66	6.47	6.42	6.32	6.30	6.47	6.45	
		Stride duration (s)	0.503	0.504	0.488	0.492	0.496	0.520	0.485	0.498	0.511	0.518	0.539	0.510	
		Stride efficiency (%)	72.10	70.18	57.88	65.16	77.68	69.25	65.32	64.49	62.43	61.98	65.51	65.07	
		Stride count	29.44	29.84	32.86	30.97	28.37	30.04	30.93	31.13	31.64	31.76	30.89	402.93	

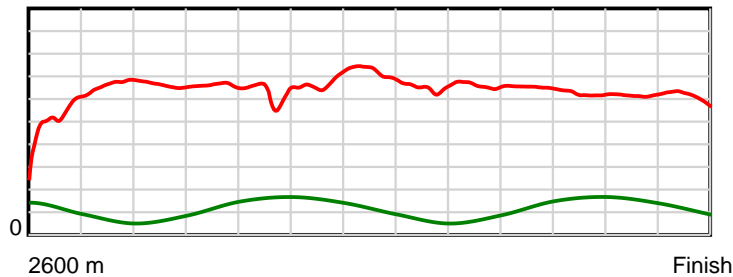
10 m Stride length



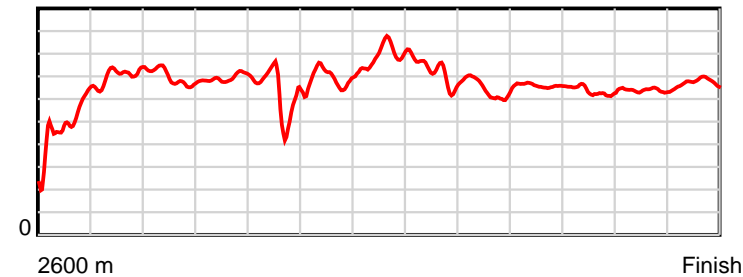
0.6 s Stride duration



20 m/sec Speed



100 % Stride efficiency



Note: Horizontal distance axis grid lines are 200m furlongs.

Disclaimer.

HRNZ and NZMTC and Thoroughbred Ratings Pty Ltd accepts no responsibility for the completeness or accuracy of any of the information contained herein, and makes no representations about its suitability for any particular purpose. Users should make their own judgements about those matters and/or seek independent advice. You assume all risks associated with use of the data provided on this page.



Race Results



May 02, 2025, Race 2, IRT. YOUR HORSE. OUR PASSION. TROT, Distance 2600m, Addington - Survey 3200m

Result	TAB no.	Horse (Barrier)	2600 to	2400m to
9th	4	Spotlight (5)	2400m	2200m
		Position in running (margin)	-	8(21.3)
		Sectional time (s)	18.70	18.81
		Cumulative time (s)	205.81	187.11
		Speed (m/s)	10.69	10.63
		Stride length (m)	4.54	4.87
		Stride duration (s)	0.424	0.459
		Stride efficiency (%)	32.23	37.13
		Stride count	44.04	41.03

Disclaimer.

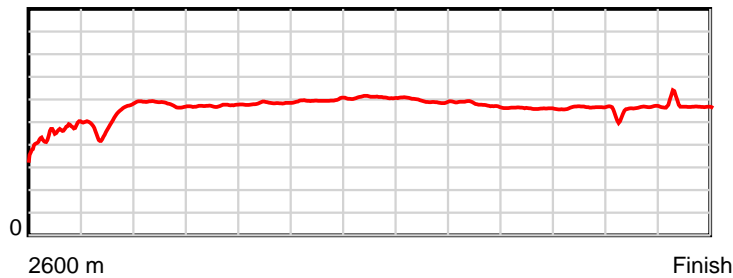
HRNZ and NZMTC and Thoroughbred Ratings Pty Ltd accepts no responsibility for the completeness or accuracy of any of the information contained herein, and makes no representations about its suitability for any particular purpose. Users should make their own judgements about those matters and/or seek independent advice. You assume all risks associated with use of the data provided on this page.

Race Results

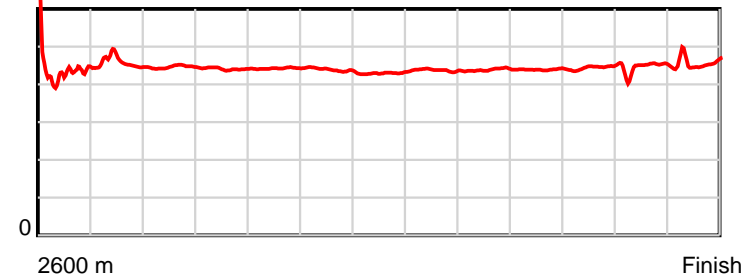
May 02, 2025, Race 2, IRT. YOUR HORSE. OUR PASSION. TROT, Distance 2600m, Addington - Survey 3200m

Result	TAB no.	Horse (Barrier)	2200m to	2000m to	1800m to	1600m to	1400m to	1200m to	1000m to	800m to	600m to	400m to	200m to	Total or	Margin
9th	4	Spotlight (5)	2000m	1800m	1600m	1400m	1200m	1000m	800m	600m	400m	200m	WP	Average	
		Position in running (margin)	9(47.5)	9(44.0)	9(39.8)	9(31.1)	9(25.8)	9(23.5)	9(19.9)	9(18.9)	9(22.0)	9(25.4)	8(32.7)		39.80
		Sectional time (s)	15.17	15.34	15.26	15.03	14.12	14.84	14.97	15.58	15.80	16.29	15.90		
		Cumulative time (s)	168.30	153.13	137.79	122.53	107.50	93.38	78.54	63.57	47.99	32.19	15.90	3:25.81	
		Speed (m/s)	13.18	13.04	13.11	13.31	14.16	13.48	13.36	12.84	12.66	12.28	12.58	12.63	
		Stride length (m)	5.88	5.75	5.80	5.83	6.09	5.90	5.86	5.64	5.64	5.45	5.74	5.58	
		Stride duration (s)	0.446	0.441	0.442	0.439	0.430	0.438	0.439	0.439	0.445	0.444	0.456	0.442	
		Stride efficiency (%)	54.05	51.68	52.52	53.19	57.86	54.38	53.71	49.65	49.69	46.43	51.48	48.65	
		Stride count	34.01	34.78	34.50	34.28	32.87	33.90	34.11	35.48	35.47	36.69	34.84	466.00	

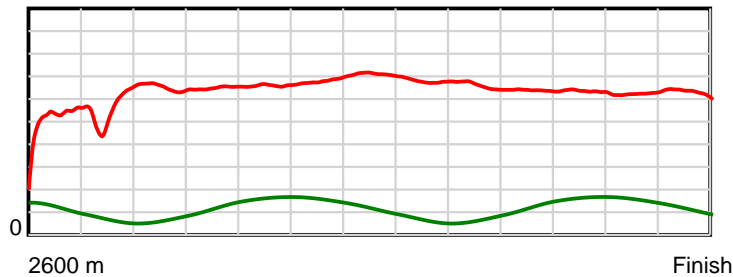
10 m Stride length



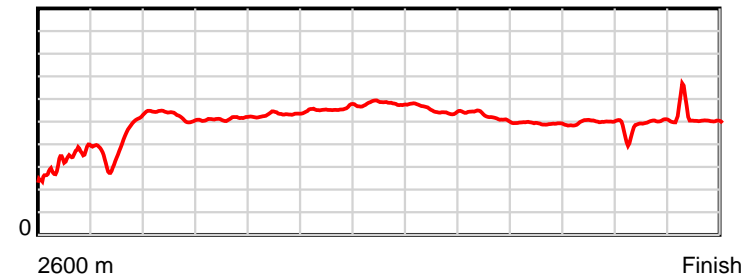
0.6 s Stride duration



20 m/sec Speed



100 % Stride efficiency



Note: Horizontal distance axis grid lines are 200m furlongs.

Disclaimer.

HRNZ and NZMTC and Thoroughbred Ratings Pty Ltd accepts no responsibility for the completeness or accuracy of any of the information contained herein, and makes no representations about its suitability for any particular purpose. Users should make their own judgements about those matters and/or seek independent advice. You assume all risks associated with use of the data provided on this page.



Race Results



May 02, 2025, Race 2, IRT. YOUR HORSE. OUR PASSION. TROT, Distance 2600m, Addington - Survey 3200m

Result	TAB no.	Horse (Barrier)	2600 to	2400m to
10th	1	Go Home Denise (2)	2400m	2200m
		Position in running (margin)	-	7(17.8)
		Sectional time (s)	18.07	14.62
		Cumulative time (s)	208.30	190.23
		Speed (m/s)	11.07	13.68
		Stride length (m)	5.29	5.92
		Stride duration (s)	0.470	0.433
		Stride efficiency (%)	43.66	54.77
		Stride count	37.84	33.78

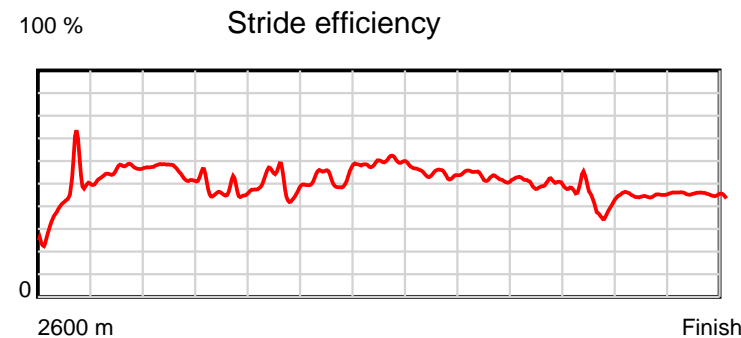
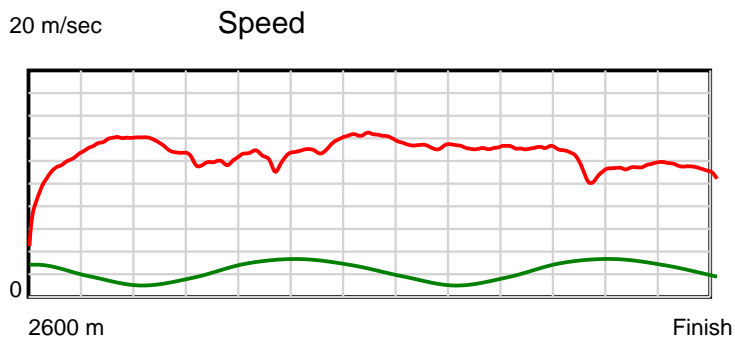
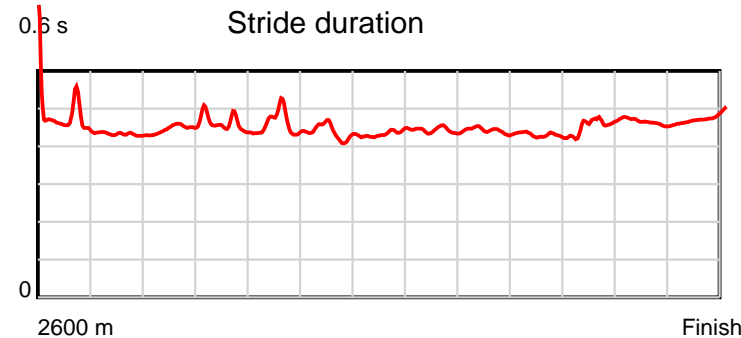
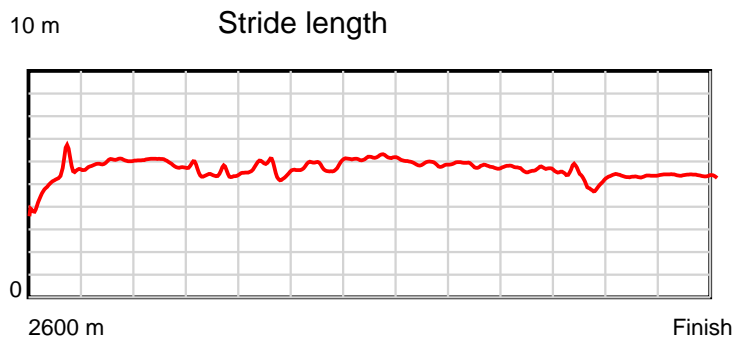
Disclaimer.

HRNZ and NZMTC and Thoroughbred Ratings Pty Ltd accepts no responsibility for the completeness or accuracy of any of the information contained herein, and makes no representations about its suitability for any particular purpose. Users should make their own judgements about those matters and/or seek independent advice. You assume all risks associated with use of the data provided on this page.

Race Results

May 02, 2025, Race 2, IRT. YOUR HORSE. OUR PASSION. TROT, Distance 2600m, Addington - Survey 3200m

Result	TAB no.	Horse (Barrier)	2200m to	2000m to	1800m to	1600m to	1400m to	1200m to	1000m to	800m to	600m to	400m to	200m to	Total or	Margin
10th	1	Go Home Denise (2)	2000m	1800m	1600m	1400m	1200m	1000m	800m	600m	400m	200m	WP	Average	
		Position in running (margin)	7(18.8)	7(12.3)	7(15.5)	7(14.1)	7(10.2)	6(7.0)	6(6.4)	6(5.9)	6(5.8)	8(23.4)	9(38.2)		53.60
		Sectional time (s)	14.68	16.58	16.47	15.27	13.97	15.33	15.06	15.06	18.14	17.55	17.50		
		Cumulative time (s)	175.61	160.93	144.35	127.88	112.61	98.64	83.31	68.25	53.19	35.05	17.50	3:28.30	
		Speed (m/s)	13.62	12.06	12.14	13.10	14.32	13.05	13.28	13.28	11.03	11.40	11.43	12.48	
		Stride length (m)	6.08	5.58	5.57	5.74	6.21	5.77	5.86	5.71	5.04	5.27	5.46	5.63	
		Stride duration (s)	0.446	0.463	0.459	0.438	0.434	0.442	0.441	0.430	0.457	0.463	0.477	0.451	
		Stride efficiency (%)	57.76	48.68	48.53	51.42	60.20	52.04	53.67	50.90	39.73	43.48	46.51	49.62	
		Stride count	32.90	35.83	35.89	34.87	32.22	34.66	34.13	35.04	39.67	37.92	36.66	461.41	



Note: Horizontal distance axis grid lines are 200m furlongs.

Disclaimer.

HRNZ and NZMTC and Thoroughbred Ratings Pty Ltd accepts no responsibility for the completeness or accuracy of any of the information contained herein, and makes no representations about its suitability for any particular purpose. Users should make their own judgements about those matters and/or seek independent advice. You assume all risks associated with use of the data provided on this page.