



Race Results

NZ Metropolitan Trotting Club Inc, HRNZ, May 02, 2025

Compilation date: May 2, 2025, 8:44:45 PM (NZST)

Copyright © 2025 HRNZ and NZMTC. All rights reserved.

Trademarks.

StrideMASTER is a registered trademark of Thoroughbred Ratings Pty Ltd.

Disclaimer.

HRNZ and NZMTC and Thoroughbred Ratings Pty Ltd accepts no responsibility for the completeness or accuracy of any of the information contained herein, and makes no representations about its suitability for any particular purpose. Users should make their own judgements about those matters and/or seek independent advice. You assume all risks associated with use of the data provided on this page.



Race Results



May 02, 2025, Race 7, , Distance 2600m, Addington - Survey 3200m

Result	TAB no.	Horse (Barrier)	2600 to	2400m to
1st	3	Paige (10)	2400m	2200m
		Position in running (margin)	-	3(3.4)
		Sectional time (s)	17.75	15.38
		Cumulative time (s)	201.34	183.59
		Speed (m/s)	11.27	13.00
		Stride length (m)	5.47	6.04
		Stride duration (s)	0.470	0.464
		Stride efficiency (%)	46.79	56.97
		Stride count	36.55	33.12

Disclaimer.

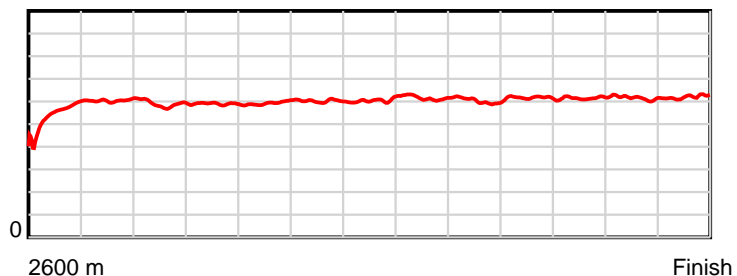
HRNZ and NZMTC and Thoroughbred Ratings Pty Ltd accepts no responsibility for the completeness or accuracy of any of the information contained herein, and makes no representations about its suitability for any particular purpose. Users should make their own judgements about those matters and/or seek independent advice. You assume all risks associated with use of the data provided on this page.

Race Results

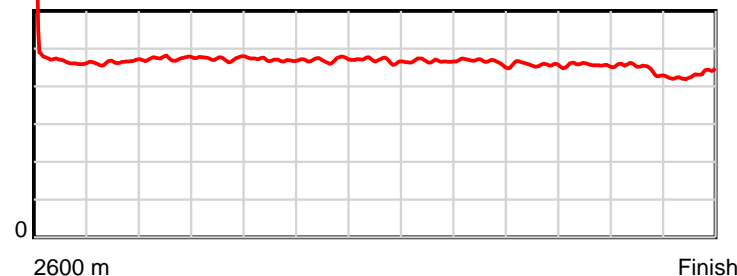
May 02, 2025, Race 7, , Distance 2600m, Addington - Survey 3200m

Result	TAB no.	Horse (Barrier)	2200m to	2000m to	1800m to	1600m to	1400m to	1200m to	1000m to	800m to	600m to	400m to	200m to	Total or	Margin
1st	3	Paige (10)	2000m	1800m	1600m	1400m	1200m	1000m	800m	600m	400m	200m	WP	Average	
		Position in running (margin)	3(4.2)	3(3.1)	3(3.6)	3(3.8)	3(3.8)	5(4.4)	4(3.4)	4(3.2)	4(3.3)	4(3.5)	3(2.8)		0.00
		Sectional time (s)	15.95	16.10	16.05	15.79	15.49	15.11	15.31	14.86	14.96	14.69	13.90		
		Cumulative time (s)	168.21	152.26	136.16	120.11	104.32	88.83	73.72	58.41	43.55	28.59	13.90	3:21.34	
		Speed (m/s)	12.54	12.42	12.46	12.67	12.91	13.24	13.06	13.46	13.37	13.61	14.39	12.91	
		Stride length (m)	5.94	5.89	5.86	5.96	6.05	6.18	6.09	6.16	6.10	6.09	6.19	6.00	
		Stride duration (s)	0.474	0.474	0.470	0.471	0.469	0.467	0.466	0.458	0.456	0.447	0.430	0.464	
		Stride efficiency (%)	55.19	54.18	53.68	55.50	57.20	59.63	57.87	59.37	58.17	57.88	59.96	56.17	
		Stride count	33.65	33.97	34.12	33.56	33.06	32.38	32.87	32.45	32.78	32.86	32.29	433.66	

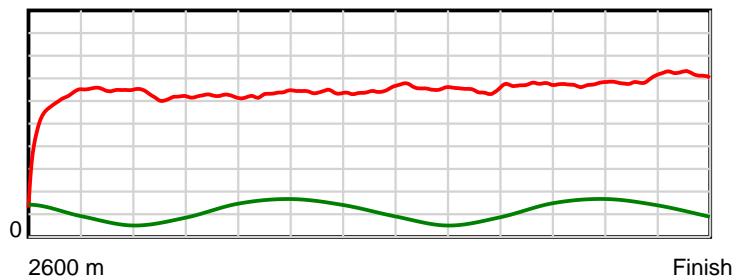
10 m Stride length



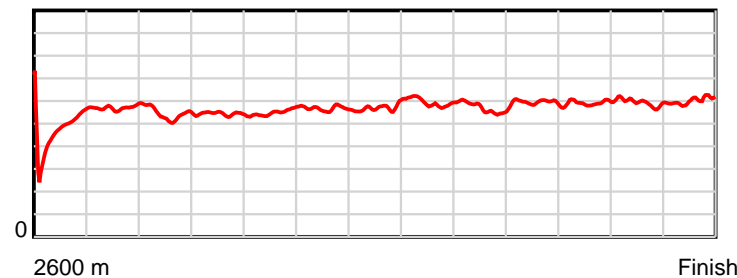
0.6 s Stride duration



20 m/sec Speed



100 % Stride efficiency



Note: Horizontal distance axis grid lines are 200m furlongs.

Disclaimer.

HRNZ and NZMTC and Thoroughbred Ratings Pty Ltd accepts no responsibility for the completeness or accuracy of any of the information contained herein, and makes no representations about its suitability for any particular purpose. Users should make their own judgements about those matters and/or seek independent advice. You assume all risks associated with use of the data provided on this page.



Race Results



May 02, 2025, Race 7, , Distance 2600m, Addington - Survey 3200m

Result	TAB no.	Horse (Barrier)	2600 to	2400m to
2nd	8	Muscle Sass (6)	2400m	2200m
		Position in running (margin)	-	7(8.5)
		Sectional time (s)	18.59	15.82
		Cumulative time (s)	201.40	182.81
		Speed (m/s)	10.76	12.64
		Stride length (m)	5.27	5.56
		Stride duration (s)	0.442	0.440
		Stride efficiency (%)	43.33	48.27
		Stride count	37.98	35.99

Disclaimer.

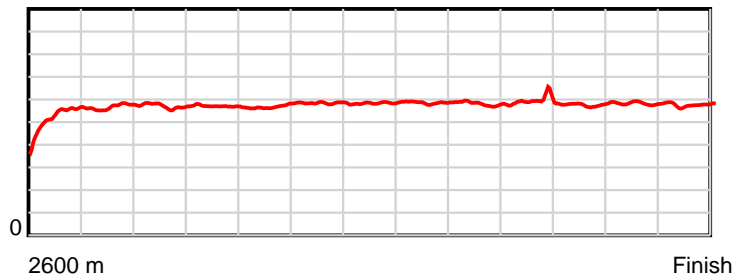
HRNZ and NZMTC and Thoroughbred Ratings Pty Ltd accepts no responsibility for the completeness or accuracy of any of the information contained herein, and makes no representations about its suitability for any particular purpose. Users should make their own judgements about those matters and/or seek independent advice. You assume all risks associated with use of the data provided on this page.

Race Results

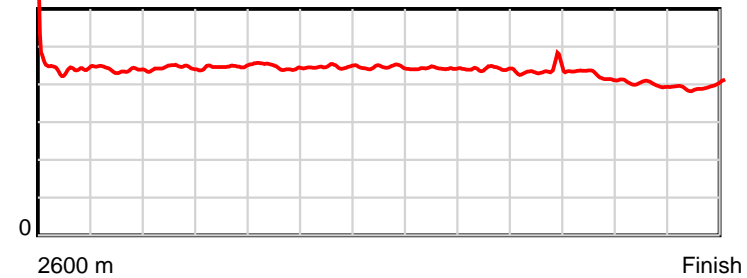
May 02, 2025, Race 7, , Distance 2600m, Addington - Survey 3200m

Result	TAB no.	Horse (Barrier)	2200m to	2000m to	1800m to	1600m to	1400m to	1200m to	1000m to	800m to	600m to	400m to	200m to	Total or	Margin
2nd	8	Muscle Sass (6)	2000m	1800m	1600m	1400m	1200m	1000m	800m	600m	400m	200m	WP	Average	
		Position in running (margin)	7(11.9)	8(10.1)	8(7.9)	8(8.9)	8(8.4)	8(8.4)	9(8.8)	9(8.3)	9(7.6)	9(8.3)	5(4.9)		0.30
		Sectional time (s)	15.82	15.66	16.18	15.71	15.38	15.36	15.27	14.72	15.05	14.23	13.61		
		Cumulative time (s)	166.99	151.17	135.51	119.33	103.62	88.24	72.88	57.61	42.89	27.84	13.61	3:21.40	
		Speed (m/s)	12.64	12.77	12.36	12.73	13.00	13.02	13.10	13.59	13.29	14.05	14.70	12.91	
		Stride length (m)	5.61	5.70	5.52	5.68	5.79	5.76	5.77	5.91	5.64	5.62	5.81	5.66	
		Stride duration (s)	0.444	0.447	0.447	0.446	0.446	0.442	0.441	0.435	0.424	0.400	0.395	0.438	
		Stride efficiency (%)	49.22	50.82	47.69	50.46	52.43	51.82	52.04	54.56	49.69	49.34	52.70	50.06	
		Stride count	35.64	35.07	36.20	35.20	34.53	34.73	34.66	33.85	35.47	35.59	34.44	459.35	

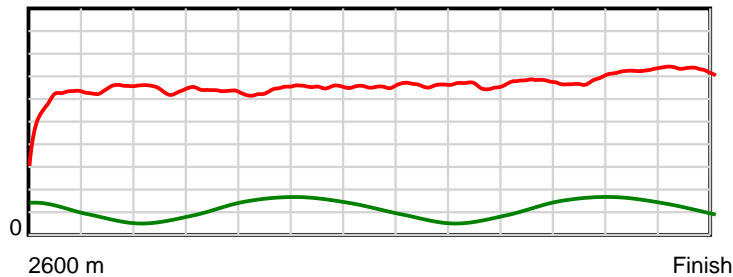
10 m Stride length



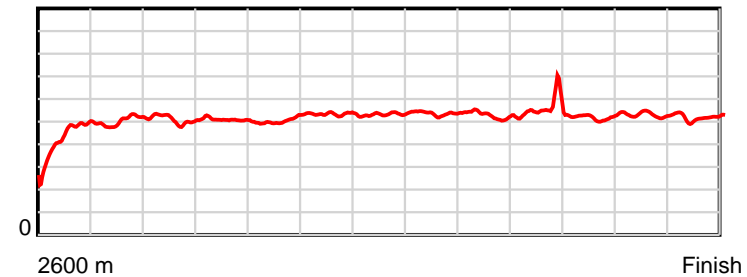
0.6 s Stride duration



20 m/sec Speed



100 % Stride efficiency



Note: Horizontal distance axis grid lines are 200m furlongs.

Disclaimer.

HRNZ and NZMTC and Thoroughbred Ratings Pty Ltd accepts no responsibility for the completeness or accuracy of any of the information contained herein, and makes no representations about its suitability for any particular purpose. Users should make their own judgements about those matters and/or seek independent advice. You assume all risks associated with use of the data provided on this page.



Race Results



May 02, 2025, Race 7, , Distance 2600m, Addington - Survey 3200m

Result	TAB no.	Horse (Barrier)	2600 to	2400m to
3rd	2	Vertigo (7)	2400m	2200m
		Position in running (margin)	-	2(1.6)
		Sectional time (s)	17.28	15.37
		Cumulative time (s)	201.52	184.24
		Speed (m/s)	11.58	13.01
		Stride length (m)	5.26	5.86
		Stride duration (s)	0.454	0.450
		Stride efficiency (%)	43.29	53.61
		Stride count	38.00	34.15

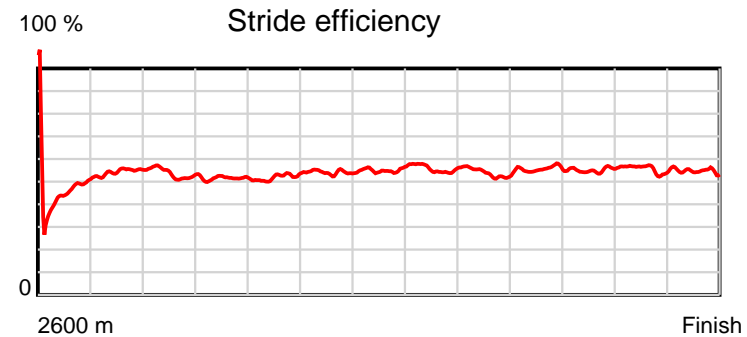
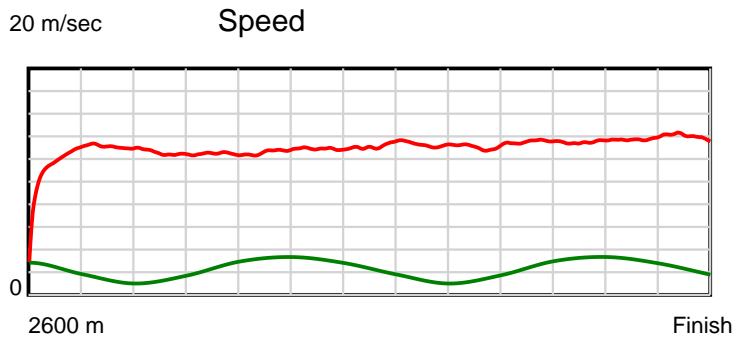
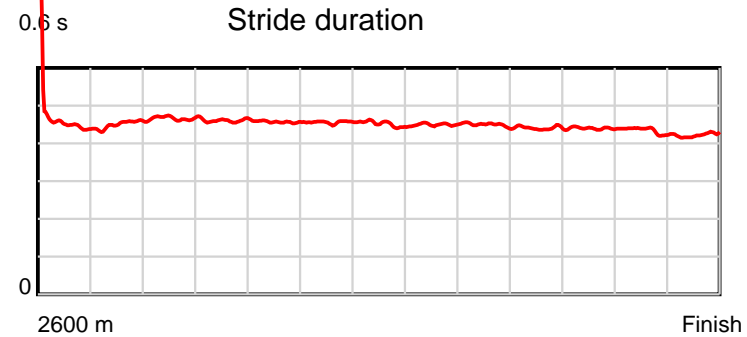
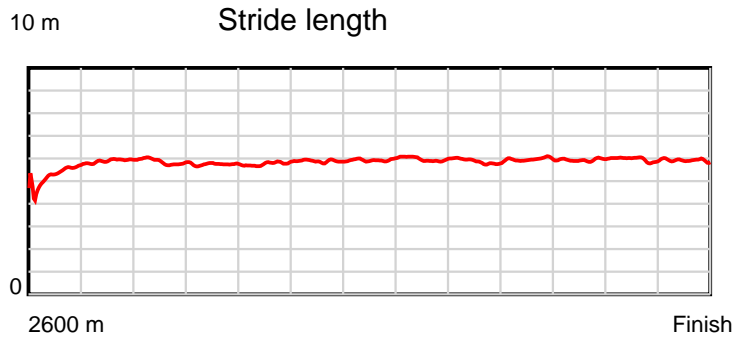
Disclaimer.

HRNZ and NZMTC and Thoroughbred Ratings Pty Ltd accepts no responsibility for the completeness or accuracy of any of the information contained herein, and makes no representations about its suitability for any particular purpose. Users should make their own judgements about those matters and/or seek independent advice. You assume all risks associated with use of the data provided on this page.

Race Results

May 02, 2025, Race 7, , Distance 2600m, Addington - Survey 3200m

Result	TAB no.	Horse (Barrier)	2200m to	2000m to	1800m to	1600m to	1400m to	1200m to	1000m to	800m to	600m to	400m to	200m to	Total or	Margin
3rd	2	Vertigo (7)	2000m	1800m	1600m	1400m	1200m	1000m	800m	600m	400m	200m	WP	Average	
		Position in running (margin)	2(2.3)	2(1.4)	2(1.8)	2(2.4)	2(2.5)	2(2.4)	2(1.6)	2(1.5)	2(1.2)	2(2.2)	2(1.8)		1.00
		Sectional time (s)	15.99	16.09	16.11	15.80	15.39	15.15	15.34	14.80	15.09	14.73	14.38		
		Cumulative time (s)	168.87	152.88	136.79	120.68	104.88	89.49	74.34	59.00	44.20	29.11	14.38	3:21.52	
		Speed (m/s)	12.51	12.43	12.41	12.66	13.00	13.20	13.04	13.51	13.25	13.58	13.91	12.90	
		Stride length (m)	5.83	5.73	5.67	5.77	5.87	5.93	5.86	5.96	5.83	5.89	5.88	5.79	
		Stride duration (s)	0.466	0.461	0.457	0.456	0.452	0.449	0.449	0.441	0.440	0.434	0.423	0.449	
		Stride efficiency (%)	53.18	51.31	50.23	51.99	53.90	55.00	53.68	55.50	53.13	54.20	54.03	52.40	
		Stride count	34.28	34.90	35.28	34.67	34.06	33.71	34.12	33.56	34.30	33.96	34.01	449.00	



Note: Horizontal distance axis grid lines are 200m furlongs.

Disclaimer.

HRNZ and NZMTC and Thoroughbred Ratings Pty Ltd accepts no responsibility for the completeness or accuracy of any of the information contained herein, and makes no representations about its suitability for any particular purpose. Users should make their own judgements about those matters and/or seek independent advice. You assume all risks associated with use of the data provided on this page.



Race Results



May 02, 2025, Race 7, , Distance 2600m, Addington - Survey 3200m

Result	TAB no.	Horse (Barrier)	2600 to	2400m to
4th	5	Mavis Jones (3)	2400m	2200m
		Position in running (margin)	-	6(7.0)
		Sectional time (s)	18.42	15.68
		Cumulative time (s)	201.54	183.12
		Speed (m/s)	10.86	12.76
		Stride length (m)	5.53	5.94
		Stride duration (s)	0.468	0.466
		Stride efficiency (%)	47.80	55.15
		Stride count	36.16	33.67

Disclaimer.

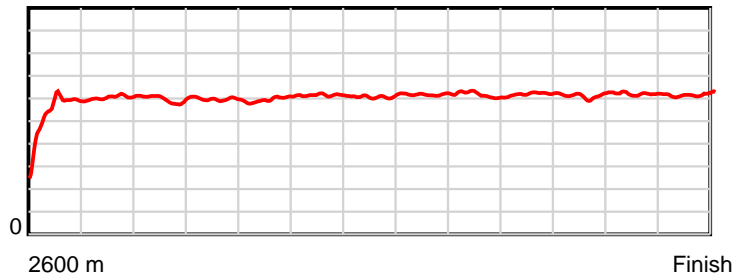
HRNZ and NZMTC and Thoroughbred Ratings Pty Ltd accepts no responsibility for the completeness or accuracy of any of the information contained herein, and makes no representations about its suitability for any particular purpose. Users should make their own judgements about those matters and/or seek independent advice. You assume all risks associated with use of the data provided on this page.

Race Results

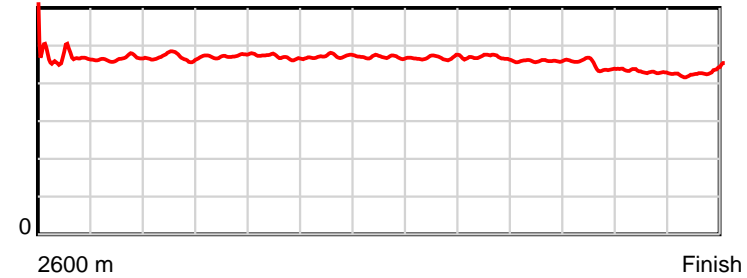
May 02, 2025, Race 7, , Distance 2600m, Addington - Survey 3200m

Result	TAB no.	Horse (Barrier)	2200m to	2000m to	1800m to	1600m to	1400m to	1200m to	1000m to	800m to	600m to	400m to	200m to	Total or	Margin
4th	5	Mavis Jones (3)	2000m	1800m	1600m	1400m	1200m	1000m	800m	600m	400m	200m	WP	Average	
		Position in running (margin)	6(9.6)	6(7.9)	6(6.2)	6(6.8)	6(6.4)	6(6.1)	7(6.4)	7(6.5)	7(6.1)	7(6.4)	4(3.3)		1.10
		Sectional time (s)	15.84	15.75	16.12	15.71	15.34	15.34	15.36	14.77	14.98	14.28	13.95		
		Cumulative time (s)	167.44	151.60	135.85	119.73	104.02	88.68	73.34	57.98	43.21	28.23	13.95	3:21.54	
		Speed (m/s)	12.63	12.70	12.41	12.73	13.04	13.04	13.02	13.54	13.35	14.01	14.34	12.90	
		Stride length (m)	5.92	6.00	5.83	6.01	6.12	6.09	6.09	6.23	5.97	6.02	6.16	5.99	
		Stride duration (s)	0.469	0.473	0.470	0.472	0.470	0.467	0.468	0.460	0.447	0.430	0.430	0.464	
		Stride efficiency (%)	54.81	56.34	53.11	56.42	58.54	57.98	58.02	60.70	55.76	56.59	59.35	56.06	
		Stride count	33.77	33.31	34.31	33.28	32.68	32.83	32.82	32.09	33.48	33.24	32.45	434.09	

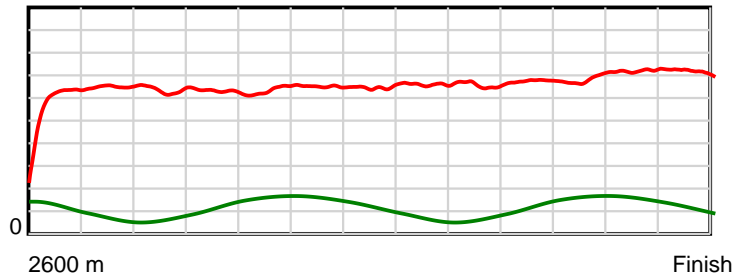
10 m Stride length



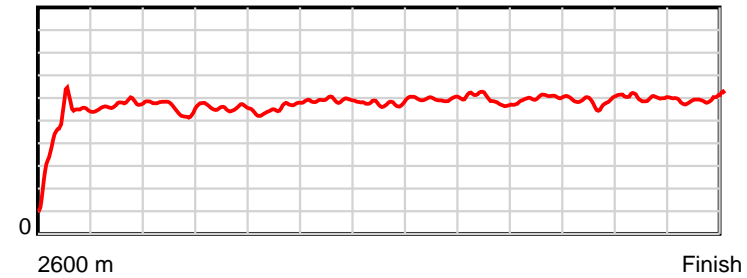
0.6 s Stride duration



20 m/sec Speed



100 % Stride efficiency



Note: Horizontal distance axis grid lines are 200m furlongs.

Disclaimer.

HRNZ and NZMTC and Thoroughbred Ratings Pty Ltd accepts no responsibility for the completeness or accuracy of any of the information contained herein, and makes no representations about its suitability for any particular purpose. Users should make their own judgements about those matters and/or seek independent advice. You assume all risks associated with use of the data provided on this page.



Race Results



May 02, 2025, Race 7, , Distance 2600m, Addington - Survey 3200m

Result	TAB no.	Horse (Barrier)	2600 to	2400m to
5th	10	Nellie Doyle (5)	2400m	2200m
		Position in running (margin)	-	11(24.0)
		Sectional time (s)	21.10	15.96
		Cumulative time (s)	202.12	181.02
		Speed (m/s)	9.48	12.53
		Stride length (m)	4.91	5.59
		Stride duration (s)	0.458	0.446
		Stride efficiency (%)	37.74	48.78
		Stride count	40.70	35.80

Disclaimer.

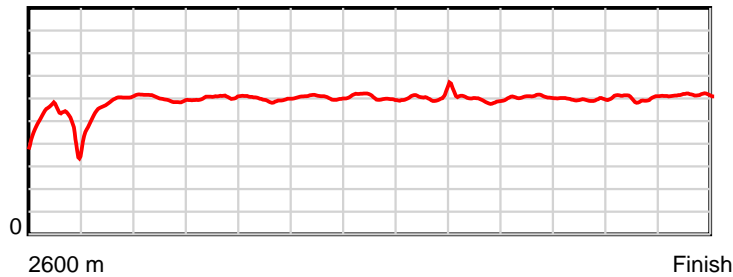
HRNZ and NZMTC and Thoroughbred Ratings Pty Ltd accepts no responsibility for the completeness or accuracy of any of the information contained herein, and makes no representations about its suitability for any particular purpose. Users should make their own judgements about those matters and/or seek independent advice. You assume all risks associated with use of the data provided on this page.

Race Results

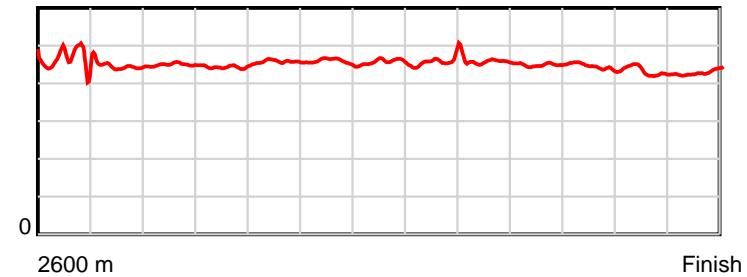
May 02, 2025, Race 7, , Distance 2600m, Addington - Survey 3200m

Result	TAB no.	Horse (Barrier)	2200m to	2000m to	1800m to	1600m to	1400m to	1200m to	1000m to	800m to	600m to	400m to	200m to	Total or	Margin
5th	10	Nellie Doyle (5)	2000m	1800m	1600m	1400m	1200m	1000m	800m	600m	400m	200m	WP	Average	
		Position in running (margin)	10(28.3)	10(22.5)	10(14.9)	10(13.1)	10(11.4)	10(10.0)	10(10.4)	10(10.6)	10(9.8)	10(9.4)	9(7.6)		4.30
		Sectional time (s)	15.18	14.74	15.72	15.50	15.17	15.35	15.38	14.71	14.86	14.51	13.94		
		Cumulative time (s)	165.06	149.88	135.14	119.42	103.92	88.75	73.40	58.02	43.31	28.45	13.94	3:22.12	
		Speed (m/s)	13.18	13.57	12.72	12.90	13.18	13.03	13.00	13.60	13.46	13.78	14.35	12.86	
		Stride length (m)	5.92	6.01	5.82	5.91	6.03	5.98	5.94	6.10	5.96	5.96	6.17	5.85	
		Stride duration (s)	0.449	0.443	0.457	0.458	0.458	0.458	0.457	0.449	0.443	0.432	0.430	0.455	
		Stride efficiency (%)	54.81	56.47	52.93	54.49	56.86	55.79	55.09	58.14	55.60	55.42	59.51	53.49	
		Stride count	33.77	33.27	34.37	33.87	33.16	33.47	33.68	32.79	33.53	33.58	32.41	444.40	

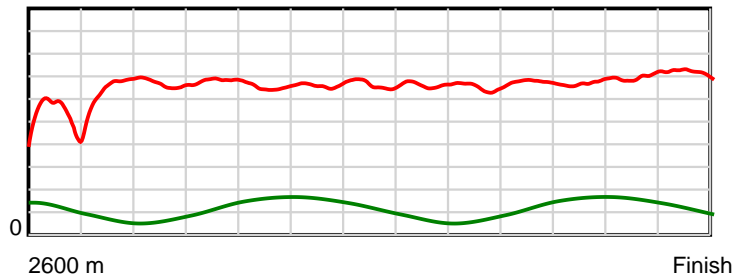
10 m Stride length



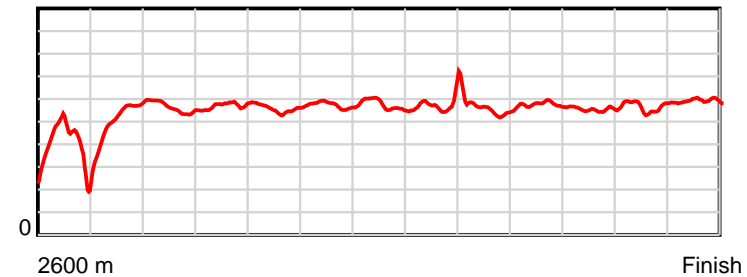
0.6 s Stride duration



20 m/sec Speed



100 % Stride efficiency



Note: Horizontal distance axis grid lines are 200m furlongs.

Disclaimer.

HRNZ and NZMTC and Thoroughbred Ratings Pty Ltd accepts no responsibility for the completeness or accuracy of any of the information contained herein, and makes no representations about its suitability for any particular purpose. Users should make their own judgements about those matters and/or seek independent advice. You assume all risks associated with use of the data provided on this page.



Race Results



May 02, 2025, Race 7, , Distance 2600m, Addington - Survey 3200m

Result	TAB no.	Horse (Barrier)	2600 to	2400m to
6th	14	I Dream Of Jea... (13)	2400m	2200m
		Position in running (margin)	-	1(0.0)
		Sectional time (s)	17.05	15.25
		Cumulative time (s)	202.30	185.25
		Speed (m/s)	11.73	13.11
		Stride length (m)	6.07	6.36
		Stride duration (s)	0.453	0.485
		Stride efficiency (%)	57.65	63.13
		Stride count	32.93	31.47

Disclaimer.

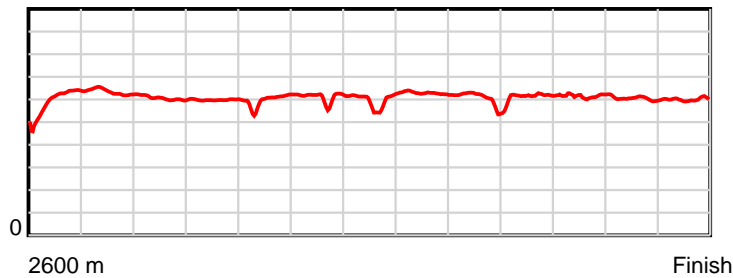
HRNZ and NZMTC and Thoroughbred Ratings Pty Ltd accepts no responsibility for the completeness or accuracy of any of the information contained herein, and makes no representations about its suitability for any particular purpose. Users should make their own judgements about those matters and/or seek independent advice. You assume all risks associated with use of the data provided on this page.

Race Results

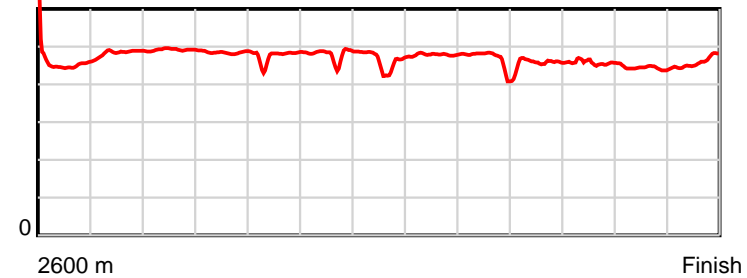
May 02, 2025, Race 7, , Distance 2600m, Addington - Survey 3200m

Result	TAB no.	Horse (Barrier)	2200m to	2000m to	1800m to	1600m to	1400m to	1200m to	1000m to	800m to	600m to	400m to	200m to	Total or	Margin
6th	14	I Dream Of Jea... (13)	2000m	1800m	1600m	1400m	1200m	1000m	800m	600m	400m	200m	WP	Average	
		Position in running (margin)	1(0.0)	1(0.0)	1(0.0)	1(0.0)	1(0.0)	1(0.0)	1(0.0)	1(0.0)	1(0.0)	1(0.0)	1(0.0)		5.30
		Sectional time (s)	16.13	16.02	16.02	15.79	15.40	15.28	15.35	14.84	14.93	14.81	15.43		
		Cumulative time (s)	170.00	153.87	137.85	121.83	106.04	90.64	75.36	60.01	45.17	30.24	15.43	3:22.30	
		Speed (m/s)	12.40	12.48	12.48	12.67	12.99	13.09	13.03	13.48	13.40	13.50	12.96	12.85	
		Stride length (m)	6.10	6.06	5.92	6.05	5.98	6.26	6.02	6.18	6.08	5.99	5.97	6.08	
		Stride duration (s)	0.492	0.485	0.474	0.478	0.460	0.479	0.462	0.458	0.454	0.444	0.461	0.473	
		Stride efficiency (%)	58.07	57.29	54.72	57.25	55.88	61.31	56.62	59.62	57.79	56.10	55.76	57.71	
		Stride count	32.81	33.03	33.80	33.04	33.45	31.93	33.23	32.38	32.89	33.38	33.48	427.82	

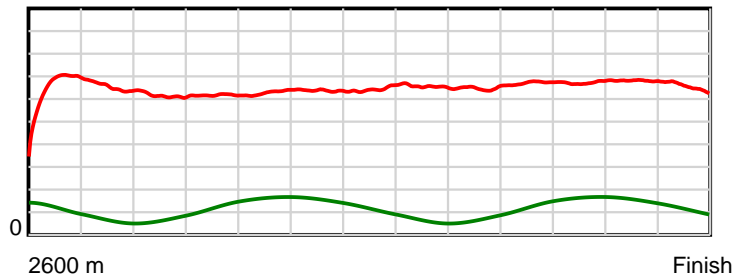
10 m Stride length



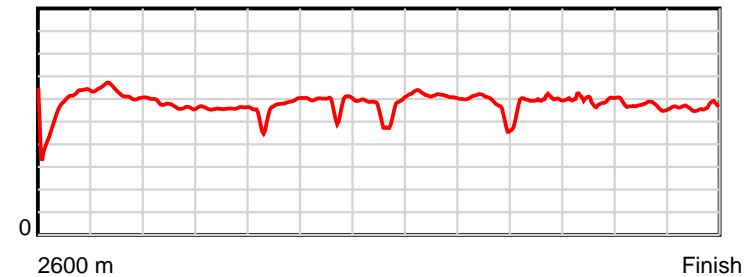
0.6 s Stride duration



20 m/sec Speed



100 % Stride efficiency



Note: Horizontal distance axis grid lines are 200m furlongs.

Disclaimer.

HRNZ and NZMTC and Thoroughbred Ratings Pty Ltd accepts no responsibility for the completeness or accuracy of any of the information contained herein, and makes no representations about its suitability for any particular purpose. Users should make their own judgements about those matters and/or seek independent advice. You assume all risks associated with use of the data provided on this page.



Race Results



May 02, 2025, Race 7, , Distance 2600m, Addington - Survey 3200m

Result	TAB no.	Horse (Barrier)	2600 to	2400m to
7th	11	Ti Amo Belle (8)	2400m	2200m
		Position in running (margin)	-	9(15.6)
		Sectional time (s)	19.74	14.73
		Cumulative time (s)	202.69	182.95
		Speed (m/s)	10.13	13.58
		Stride length (m)	5.73	6.19
		Stride duration (s)	0.476	0.456
		Stride efficiency (%)	51.22	59.89
		Stride count	34.93	32.31

Disclaimer.

HRNZ and NZMTC and Thoroughbred Ratings Pty Ltd accepts no responsibility for the completeness or accuracy of any of the information contained herein, and makes no representations about its suitability for any particular purpose. Users should make their own judgements about those matters and/or seek independent advice. You assume all risks associated with use of the data provided on this page.

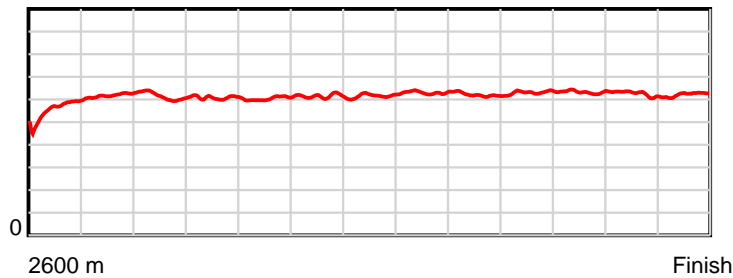


Race Results

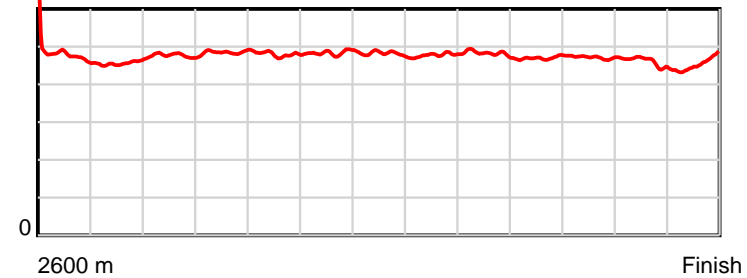
May 02, 2025, Race 7, , Distance 2600m, Addington - Survey 3200m

Result	TAB no.	Horse (Barrier)	2200m to	2000m to	1800m to	1600m to	1400m to	1200m to	1000m to	800m to	600m to	400m to	200m to	Total or	Margin
7th	11	Ti Amo Belle (8)	2000m	1800m	1600m	1400m	1200m	1000m	800m	600m	400m	200m	WP	Average	
		Position in running (margin)	8(12.5)	7(8.5)	7(7.7)	7(8.0)	7(7.9)	9(8.6)	8(7.4)	8(7.7)	8(7.0)	8(7.5)	8(7.5)		7.50
		Sectional time (s)	15.47	15.88	16.08	15.77	15.50	15.09	15.39	14.73	15.02	14.80	14.49		
		Cumulative time (s)	168.22	152.75	136.87	120.79	105.02	89.52	74.43	59.04	44.31	29.29	14.49	3:22.69	
		Speed (m/s)	12.93	12.59	12.44	12.68	12.90	13.25	13.00	13.58	13.32	13.51	13.80	12.83	
		Stride length (m)	6.16	6.11	5.97	6.14	6.22	6.33	6.27	6.38	6.28	6.21	6.29	6.17	
		Stride duration (s)	0.477	0.485	0.480	0.484	0.482	0.478	0.482	0.470	0.472	0.460	0.456	0.481	
		Stride efficiency (%)	59.35	58.37	55.71	58.90	60.37	62.61	61.44	63.57	61.68	60.35	61.85	59.51	
		Stride count	32.45	32.72	33.50	32.58	32.18	31.60	31.90	31.36	31.83	32.18	31.79	421.33	

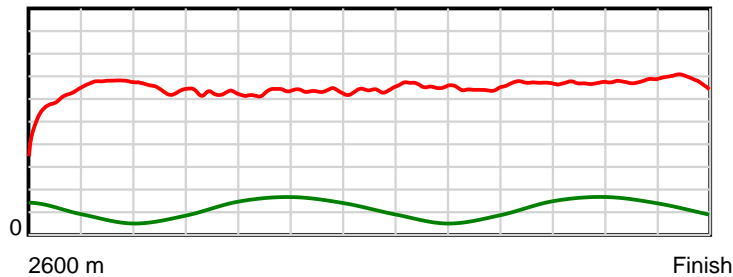
10 m Stride length



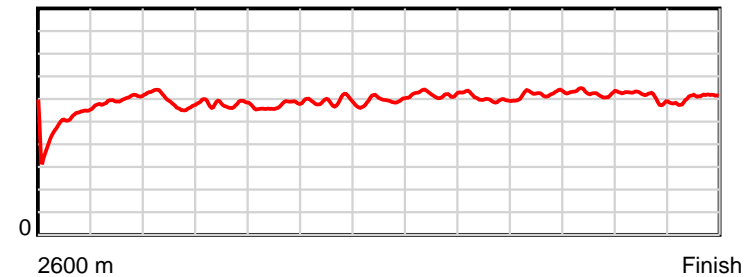
0.6 s Stride duration



20 m/sec Speed



100 % Stride efficiency



Note: Horizontal distance axis grid lines are 200m furlongs.

Disclaimer.

HRNZ and NZMTC and Thoroughbred Ratings Pty Ltd accepts no responsibility for the completeness or accuracy of any of the information contained herein, and makes no representations about its suitability for any particular purpose. Users should make their own judgements about those matters and/or seek independent advice. You assume all risks associated with use of the data provided on this page.



Race Results



May 02, 2025, Race 7, , Distance 2600m, Addington - Survey 3200m

Result	TAB no.	Horse (Barrier)	2600 to	2400m to
8th	4	Just Easy (12)	2400m	2200m
		Position in running (margin)	-	5(5.4)
		Sectional time (s)	18.05	15.55
		Cumulative time (s)	202.74	184.69
		Speed (m/s)	11.08	12.86
		Stride length (m)	5.30	5.63
		Stride duration (s)	0.446	0.438
		Stride efficiency (%)	43.96	49.60
		Stride count	37.71	35.50

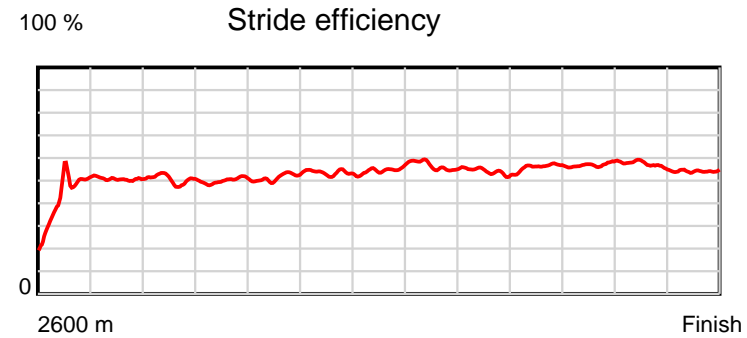
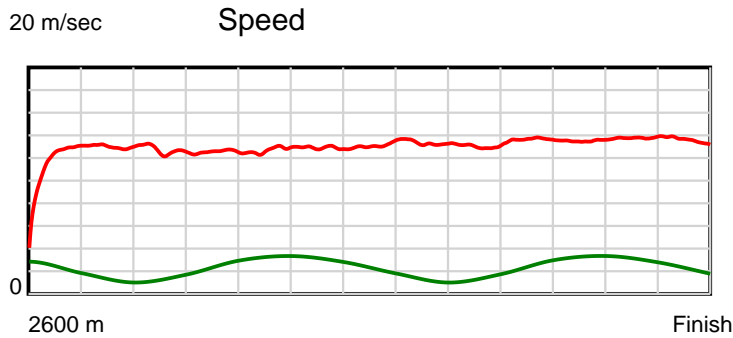
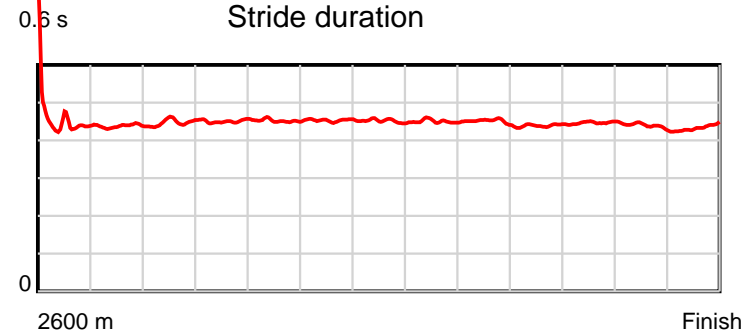
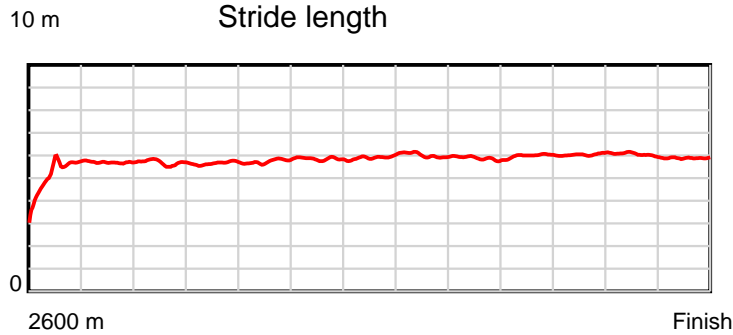
Disclaimer.

HRNZ and NZMTC and Thoroughbred Ratings Pty Ltd accepts no responsibility for the completeness or accuracy of any of the information contained herein, and makes no representations about its suitability for any particular purpose. Users should make their own judgements about those matters and/or seek independent advice. You assume all risks associated with use of the data provided on this page.

Race Results

May 02, 2025, Race 7, , Distance 2600m, Addington - Survey 3200m

Result	TAB no.	Horse (Barrier)	2200m to	2000m to	1800m to	1600m to	1400m to	1200m to	1000m to	800m to	600m to	400m to	200m to	Total or	Margin
8th	4	Just Easy (12)	2000m	1800m	1600m	1400m	1200m	1000m	800m	600m	400m	200m	WP	Average	
		Position in running (margin)	5(7.3)	4(4.9)	5(5.1)	5(5.6)	5(6.2)	7(6.2)	6(4.9)	6(4.9)	6(4.6)	5(5.5)	7(5.5)		7.80
		Sectional time (s)	15.74	16.05	16.11	15.88	15.39	15.07	15.35	14.79	15.08	14.81	14.87		
		Cumulative time (s)	169.14	153.40	137.35	121.24	105.36	89.97	74.90	59.55	44.76	29.68	14.87	3:22.74	
		Speed (m/s)	12.71	12.46	12.41	12.59	13.00	13.27	13.03	13.52	13.26	13.50	13.45	12.82	
		Stride length (m)	5.68	5.62	5.61	5.71	5.87	5.98	5.88	5.94	5.92	5.92	5.85	5.76	
		Stride duration (s)	0.447	0.451	0.452	0.453	0.452	0.450	0.451	0.439	0.446	0.438	0.435	0.449	
		Stride efficiency (%)	50.43	49.32	49.24	50.94	53.80	55.86	53.96	55.08	54.79	54.78	53.42	51.77	
		Stride count	35.21	35.60	35.63	35.03	34.08	33.45	34.03	33.69	33.78	33.78	34.21	451.70	



Note: Horizontal distance axis grid lines are 200m furlongs.

Disclaimer.

HRNZ and NZMTC and Thoroughbred Ratings Pty Ltd accepts no responsibility for the completeness or accuracy of any of the information contained herein, and makes no representations about its suitability for any particular purpose. Users should make their own judgements about those matters and/or seek independent advice. You assume all risks associated with use of the data provided on this page.



Race Results



May 02, 2025, Race 7, , Distance 2600m, Addington - Survey 3200m

Result	TAB no.	Horse (Barrier)	2600 to	2400m to
9th	12	Rush (9)	2400m	2200m
		Position in running (margin)	-	8(14.8)
		Sectional time (s)	19.54	15.17
		Cumulative time (s)	203.74	184.20
		Speed (m/s)	10.24	13.18
		Stride length (m)	5.42	5.82
		Stride duration (s)	0.451	0.441
		Stride efficiency (%)	45.98	52.84
		Stride count	36.87	34.39

Disclaimer.

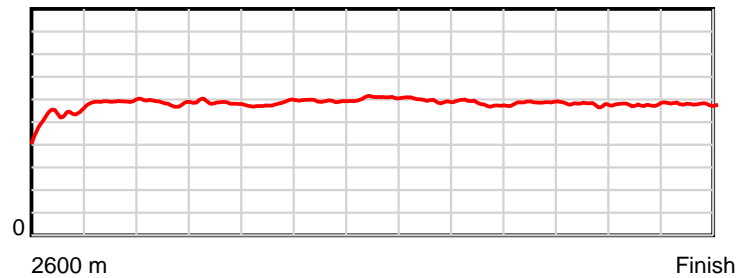
HRNZ and NZMTC and Thoroughbred Ratings Pty Ltd accepts no responsibility for the completeness or accuracy of any of the information contained herein, and makes no representations about its suitability for any particular purpose. Users should make their own judgements about those matters and/or seek independent advice. You assume all risks associated with use of the data provided on this page.

Race Results

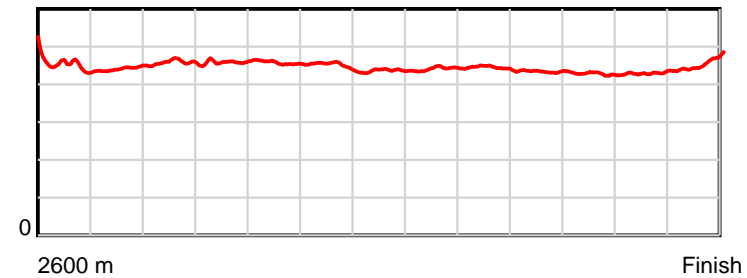
May 02, 2025, Race 7, , Distance 2600m, Addington - Survey 3200m

Result	TAB no.	Horse (Barrier)	2200m to	2000m to	1800m to	1600m to	1400m to	1200m to	1000m to	800m to	600m to	400m to	200m to	Total or	Margin
9th	12	Rush (9)	2000m	1800m	1600m	1400m	1200m	1000m	800m	600m	400m	200m	WP	Average	
		Position in running (margin)	9(14.3)	9(12.0)	9(10.1)	9(10.6)	9(9.3)	3(3.2)	3(2.3)	3(2.8)	3(2.1)	3(2.7)	6(5.3)		13.30
		Sectional time (s)	15.74	15.71	16.10	15.56	14.39	15.13	15.43	14.73	15.03	15.23	15.98		
		Cumulative time (s)	169.03	153.29	137.58	121.48	105.92	91.53	76.40	60.97	46.24	31.21	15.98	3:23.74	
		Speed (m/s)	12.71	12.73	12.42	12.85	13.90	13.22	12.96	13.58	13.31	13.13	12.52	12.76	
		Stride length (m)	5.82	5.83	5.68	5.80	6.07	5.83	5.75	5.90	5.69	5.65	5.73	5.76	
		Stride duration (s)	0.458	0.458	0.458	0.451	0.436	0.441	0.444	0.434	0.428	0.430	0.457	0.452	
		Stride efficiency (%)	52.92	53.20	50.48	52.48	57.52	53.19	51.75	54.32	50.57	49.87	51.22	51.93	
		Stride count	34.37	34.28	35.19	34.51	32.97	34.28	34.76	33.92	35.16	35.40	34.93	451.03	

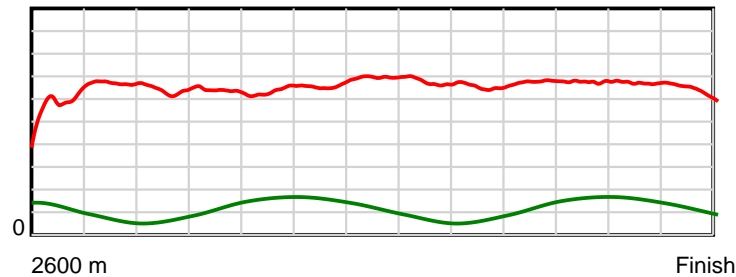
10 m Stride length



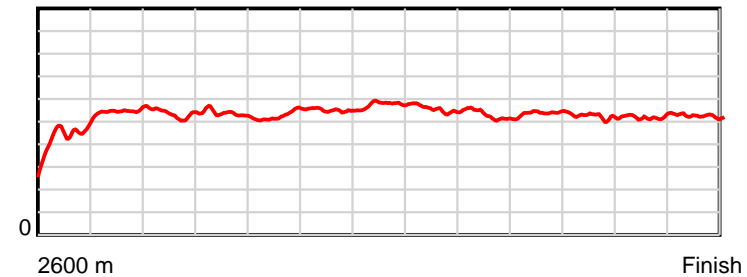
0.6 s Stride duration



20 m/sec Speed



100 % Stride efficiency



Note: Horizontal distance axis grid lines are 200m furlongs.

Disclaimer.

HRNZ and NZMTC and Thoroughbred Ratings Pty Ltd accepts no responsibility for the completeness or accuracy of any of the information contained herein, and makes no representations about its suitability for any particular purpose. Users should make their own judgements about those matters and/or seek independent advice. You assume all risks associated with use of the data provided on this page.



Race Results



May 02, 2025, Race 7, , Distance 2600m, Addington - Survey 3200m

Result	TAB no.	Horse (Barrier)	2600 to	2400m to
10th	7	Forgiveness (1)	2400m	2200m
		Position in running (margin)	-	4(4.7)
		Sectional time (s)	17.97	15.60
		Cumulative time (s)	204.35	186.38
		Speed (m/s)	11.13	12.82
		Stride length (m)	5.25	5.74
		Stride duration (s)	0.458	0.447
		Stride efficiency (%)	43.09	51.45
		Stride count	38.09	34.86

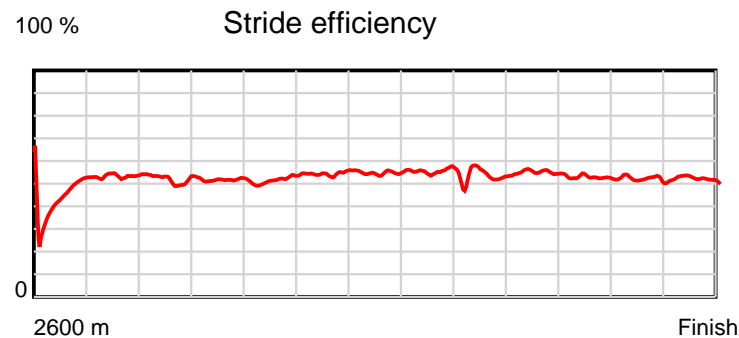
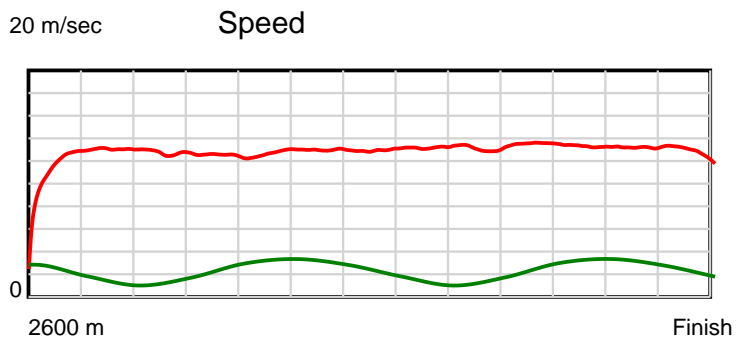
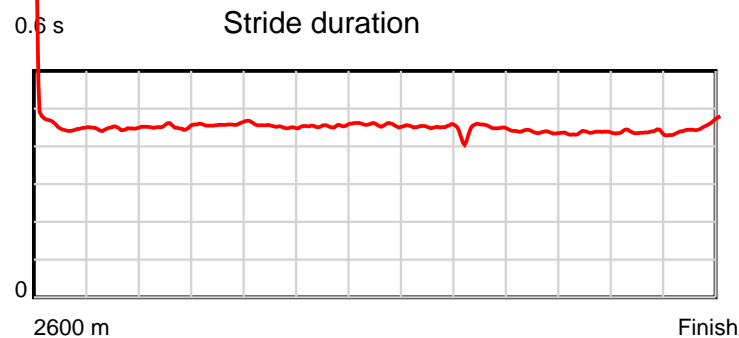
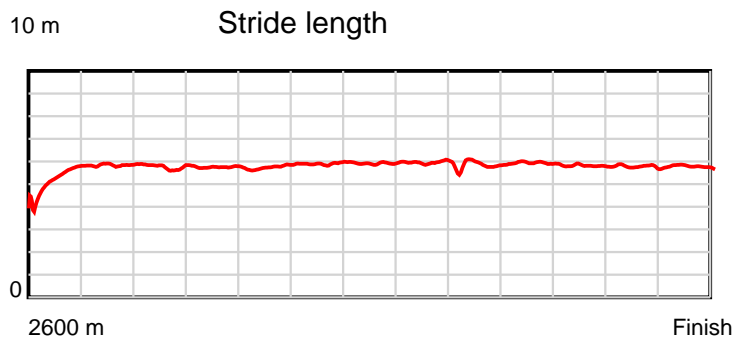
Disclaimer.

HRNZ and NZMTC and Thoroughbred Ratings Pty Ltd accepts no responsibility for the completeness or accuracy of any of the information contained herein, and makes no representations about its suitability for any particular purpose. Users should make their own judgements about those matters and/or seek independent advice. You assume all risks associated with use of the data provided on this page.

Race Results

May 02, 2025, Race 7, , Distance 2600m, Addington - Survey 3200m

Result	TAB no.	Horse (Barrier)	2200m to	2000m to	1800m to	1600m to	1400m to	1200m to	1000m to	800m to	600m to	400m to	200m to	Total or	Margin
10th	7	Forgiveness (1)	2000m	1800m	1600m	1400m	1200m	1000m	800m	600m	400m	200m	WP	Average	
		Position in running (margin)	4(6.8)	5(5.0)	4(4.1)	4(4.4)	4(4.2)	4(4.1)	5(4.7)	5(4.6)	5(4.3)	6(6.2)	10(10.1)		16.70
		Sectional time (s)	15.83	15.87	16.08	15.75	15.38	15.38	15.34	14.79	15.24	15.45	15.67		
		Cumulative time (s)	170.78	154.95	139.08	123.00	107.25	91.87	76.49	61.15	46.36	31.12	15.67	3:24.35	
		Speed (m/s)	12.63	12.60	12.44	12.70	13.00	13.00	13.04	13.52	13.12	12.94	12.76	12.72	
		Stride length (m)	5.71	5.78	5.65	5.77	5.94	5.88	5.78	5.93	5.72	5.66	5.80	5.73	
		Stride duration (s)	0.452	0.458	0.454	0.455	0.457	0.452	0.444	0.438	0.436	0.437	0.454	0.451	
		Stride efficiency (%)	50.92	52.15	49.84	52.11	55.17	54.00	52.24	54.89	51.20	50.01	52.53	51.37	
		Stride count	35.04	34.62	35.41	34.64	33.66	34.02	34.59	33.75	34.94	35.35	34.49	453.46	



Note: Horizontal distance axis grid lines are 200m furlongs.

Disclaimer.

HRNZ and NZMTC and Thoroughbred Ratings Pty Ltd accepts no responsibility for the completeness or accuracy of any of the information contained herein, and makes no representations about its suitability for any particular purpose. Users should make their own judgements about those matters and/or seek independent advice. You assume all risks associated with use of the data provided on this page.



Race Results



May 02, 2025, Race 7, , Distance 2600m, Addington - Survey 3200m

Result	TAB no.	Horse (Barrier)	2600 to	2400m to
11th	1	Buffy Northsta... (4)	2400m	2200m
		Position in running (margin)	-	12(36.3)
		Sectional time (s)	22.98	17.61
		Cumulative time (s)	210.20	187.22
		Speed (m/s)	8.70	11.36
		Stride length (m)	4.08	5.06
		Stride duration (s)	0.470	0.445
		Stride efficiency (%)	25.97	39.93
		Stride count	49.06	39.56

Disclaimer.

HRNZ and NZMTC and Thoroughbred Ratings Pty Ltd accepts no responsibility for the completeness or accuracy of any of the information contained herein, and makes no representations about its suitability for any particular purpose. Users should make their own judgements about those matters and/or seek independent advice. You assume all risks associated with use of the data provided on this page.

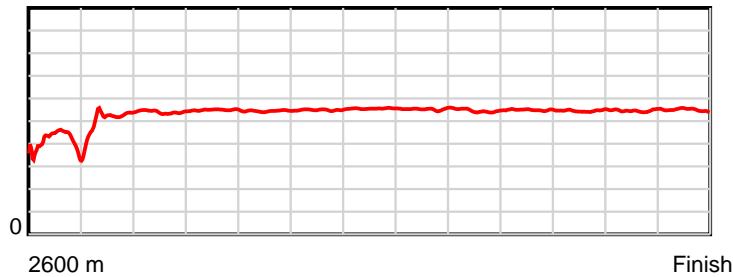


Race Results

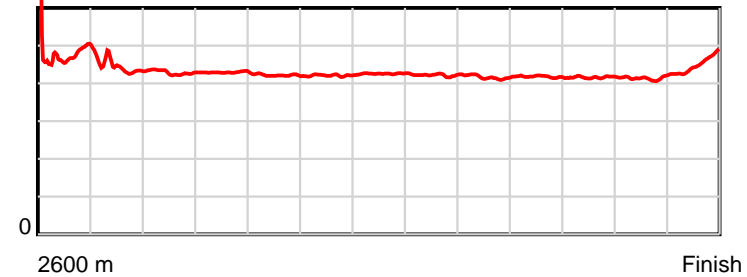
May 02, 2025, Race 7, , Distance 2600m, Addington - Survey 3200m

Result	TAB no.	Horse (Barrier)	2200m to	2000m to	1800m to	1600m to	1400m to	1200m to	1000m to	800m to	600m to	400m to	200m to	Total or	Margin
11th	1	Buffy Northsta... (4)	2000m	1800m	1600m	1400m	1200m	1000m	800m	600m	400m	200m	WP	Average	
		Position in running (margin)	11(50.5)	11(47.7)	11(44.6)	11(41.4)	11(38.3)	11(37.2)	11(36.5)	11(35.7)	11(37.0)	11(39.1)	11(41.3)		49.20
		Sectional time (s)	15.68	15.49	15.48	15.28	15.21	15.17	15.21	15.05	15.28	15.17	16.59		
		Cumulative time (s)	169.61	153.93	138.44	122.96	107.68	92.47	77.30	62.09	47.04	31.76	16.59	3:30.20	
		Speed (m/s)	12.76	12.91	12.92	13.09	13.15	13.18	13.15	13.29	13.09	13.18	12.06	12.37	
		Stride length (m)	5.47	5.54	5.45	5.51	5.60	5.56	5.48	5.55	5.45	5.46	5.46	5.32	
		Stride duration (s)	0.429	0.429	0.422	0.421	0.426	0.422	0.417	0.418	0.416	0.414	0.453	0.430	
		Stride efficiency (%)	46.80	48.04	46.37	47.44	48.97	48.30	46.89	48.13	46.34	46.61	46.56	44.27	
		Stride count	36.55	36.07	36.71	36.30	35.73	35.97	36.51	36.04	36.73	36.62	36.64	488.49	

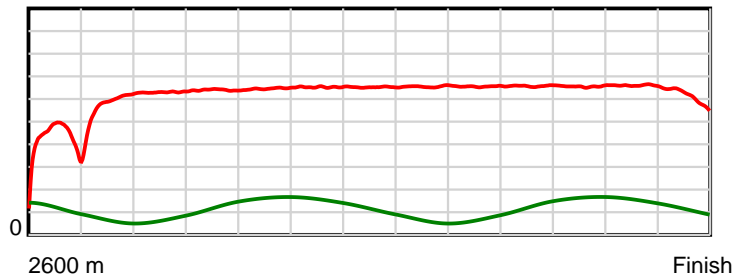
10 m Stride length



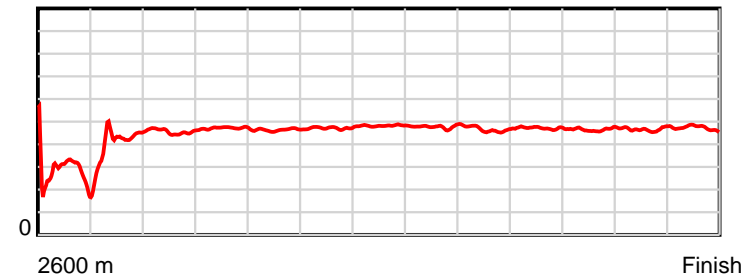
0.6 s Stride duration



20 m/sec Speed



100 % Stride efficiency



Note: Horizontal distance axis grid lines are 200m furlongs.

Disclaimer.

HRNZ and NZMTC and Thoroughbred Ratings Pty Ltd accepts no responsibility for the completeness or accuracy of any of the information contained herein, and makes no representations about its suitability for any particular purpose. Users should make their own judgements about those matters and/or seek independent advice. You assume all risks associated with use of the data provided on this page.



Race Results



May 02, 2025, Race 7, , Distance 2600m, Addington - Survey 3200m

Result	TAB no.	Horse (Barrier)	2600 to	2400m to
12th	9	Styrax (2)	2400m	2200m
		Position in running (margin)	-	13(49.9)
		Sectional time (s)	25.57	16.08
		Cumulative time (s)	211.14	185.57
		Speed (m/s)	7.82	12.44
		Stride length (m)	4.24	5.90
		Stride duration (s)	0.500	0.475
		Stride efficiency (%)	28.05	54.41
		Stride count	47.21	33.89

Disclaimer.

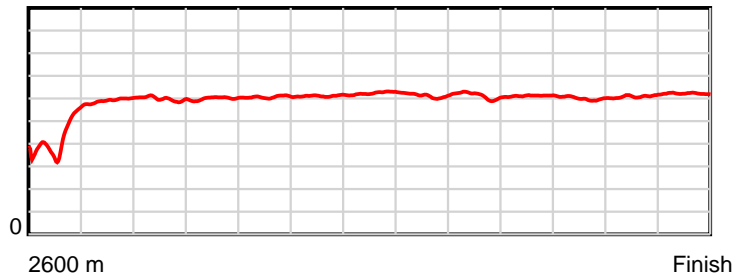
HRNZ and NZMTC and Thoroughbred Ratings Pty Ltd accepts no responsibility for the completeness or accuracy of any of the information contained herein, and makes no representations about its suitability for any particular purpose. Users should make their own judgements about those matters and/or seek independent advice. You assume all risks associated with use of the data provided on this page.

Race Results

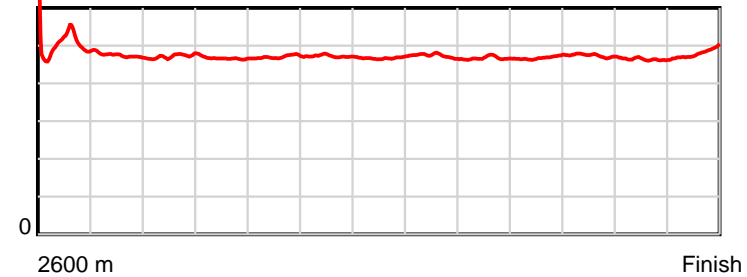
May 02, 2025, Race 7, , Distance 2600m, Addington - Survey 3200m

Result	TAB no.	Horse (Barrier)	2200m to	2000m to	1800m to	1600m to	1400m to	1200m to	1000m to	800m to	600m to	400m to	200m to	Total or	Margin
12th	9	Styrax (2)	2000m	1800m	1600m	1400m	1200m	1000m	800m	600m	400m	200m	WP	Average	
		Position in running (margin)	12(54.9)	12(52.6)	12(48.9)	12(46.7)	12(45.1)	12(42.3)	12(43.1)	12(42.3)	12(44.1)	12(49.7)	12(52.2)		54.40
		Sectional time (s)	15.75	15.40	15.65	15.52	14.92	15.41	15.22	15.15	15.86	15.21	15.40		
		Cumulative time (s)	169.49	153.74	138.34	122.69	107.17	92.25	76.84	61.62	46.47	30.61	15.40	3:31.14	
		Speed (m/s)	12.70	12.99	12.78	12.89	13.40	12.98	13.14	13.20	12.61	13.15	12.99	12.31	
		Stride length (m)	5.99	6.06	6.00	6.08	6.26	6.14	6.14	6.18	5.97	6.10	6.26	5.89	
		Stride duration (s)	0.472	0.466	0.470	0.472	0.467	0.473	0.467	0.468	0.473	0.464	0.482	0.478	
		Stride efficiency (%)	56.06	57.32	56.33	57.85	61.23	58.83	58.83	59.63	55.72	58.07	61.23	54.20	
		Stride count	33.39	33.02	33.31	32.87	31.95	32.60	32.60	32.38	33.49	32.81	31.95	441.47	

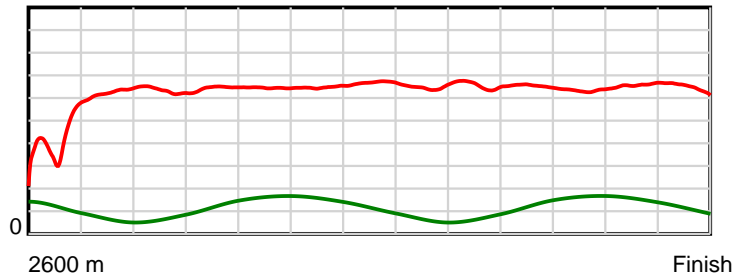
10 m Stride length



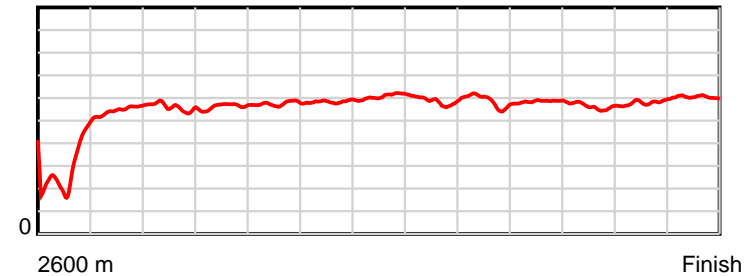
0.6 s Stride duration



20 m/sec Speed



100 % Stride efficiency



Note: Horizontal distance axis grid lines are 200m furlongs.

Disclaimer.

HRNZ and NZMTC and Thoroughbred Ratings Pty Ltd accepts no responsibility for the completeness or accuracy of any of the information contained herein, and makes no representations about its suitability for any particular purpose. Users should make their own judgements about those matters and/or seek independent advice. You assume all risks associated with use of the data provided on this page.



Race Results



May 02, 2025, Race 7, , Distance 2600m, Addington - Survey 3200m

Result	TAB no.	Horse (Barrier)	2600 to	2400m to
13th	6	Freya (0)	2400m	2200m
		Position in running (margin)	-	14(52.1)
		Sectional time (s)	25.83	16.05
		Cumulative time (s)	211.70	185.87
		Speed (m/s)	7.74	12.46
		Stride length (m)	3.93	5.88
		Stride duration (s)	0.491	0.472
		Stride efficiency (%)	24.16	54.06
		Stride count	50.87	34.00

Disclaimer.

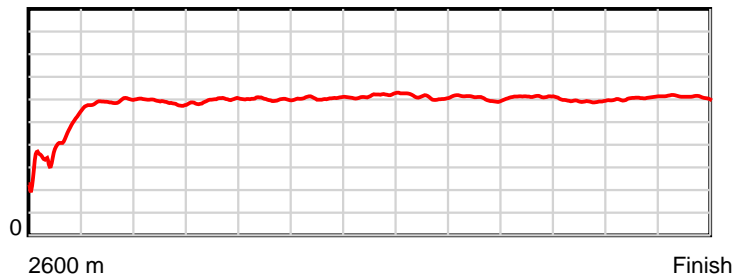
HRNZ and NZMTC and Thoroughbred Ratings Pty Ltd accepts no responsibility for the completeness or accuracy of any of the information contained herein, and makes no representations about its suitability for any particular purpose. Users should make their own judgements about those matters and/or seek independent advice. You assume all risks associated with use of the data provided on this page.

Race Results

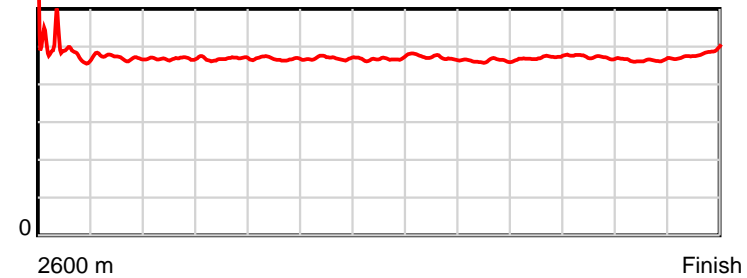
May 02, 2025, Race 7, , Distance 2600m, Addington - Survey 3200m

Result	TAB no.	Horse (Barrier)	2200m to	2000m to	1800m to	1600m to	1400m to	1200m to	1000m to	800m to	600m to	400m to	200m to	Total or	Margin
13th	6	Freya (0)	2000m	1800m	1600m	1400m	1200m	1000m	800m	600m	400m	200m	WP	Average	
		Position in running (margin)	13(56.9)	13(55.4)	13(51.4)	13(49.4)	13(47.3)	13(44.2)	13(45.3)	13(44.4)	13(46.8)	13(52.5)	13(55.1)		57.50
		Sectional time (s)	15.87	15.36	15.68	15.44	14.88	15.48	15.20	15.23	15.89	15.23	15.56		
		Cumulative time (s)	169.82	153.95	138.59	122.91	107.47	92.59	77.11	61.91	46.68	30.79	15.56	3:31.70	
		Speed (m/s)	12.60	13.02	12.76	12.95	13.44	12.92	13.16	13.13	12.59	13.13	12.85	12.28	
		Stride length (m)	5.90	6.09	5.96	6.08	6.29	6.09	6.09	6.19	5.94	6.09	6.21	5.82	
		Stride duration (s)	0.468	0.468	0.467	0.469	0.468	0.471	0.463	0.472	0.472	0.464	0.483	0.474	
		Stride efficiency (%)	54.37	57.96	55.60	57.74	61.83	57.97	57.89	59.93	55.20	58.00	60.18	52.97	
		Stride count	33.91	32.84	33.53	32.90	31.80	32.84	32.86	32.30	33.65	32.83	32.23	446.56	

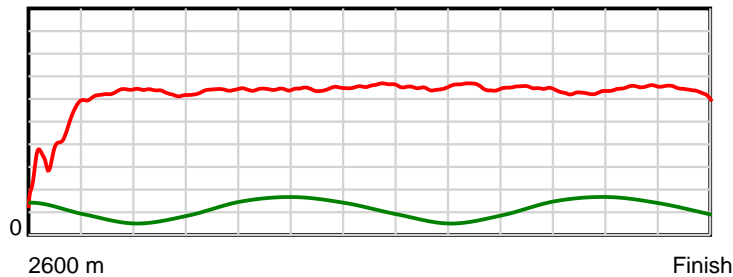
10 m Stride length



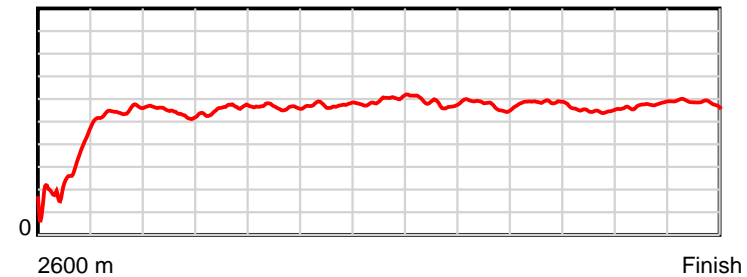
0.6 s Stride duration



20 m/sec Speed



100 % Stride efficiency



Note: Horizontal distance axis grid lines are 200m furlongs.

Disclaimer.

HRNZ and NZMTC and Thoroughbred Ratings Pty Ltd accepts no responsibility for the completeness or accuracy of any of the information contained herein, and makes no representations about its suitability for any particular purpose. Users should make their own judgements about those matters and/or seek independent advice. You assume all risks associated with use of the data provided on this page.



Race Results



May 02, 2025, Race 7, , Distance 2600m, Addington - Survey 3200m

Result	TAB no.	Horse (Barrier)	2600 to	2400m to
14th	13	Rata (11)	2400m	2200m
		Position in running (margin)	-	10(21.2)
		Sectional time (s)	20.62	22.31
		Cumulative time (s)	212.28	191.66
		Speed (m/s)	9.70	8.96
		Stride length (m)	5.07	4.28
		Stride duration (s)	0.461	0.478
		Stride efficiency (%)	40.22	28.68
		Stride count	39.42	46.68

Disclaimer.

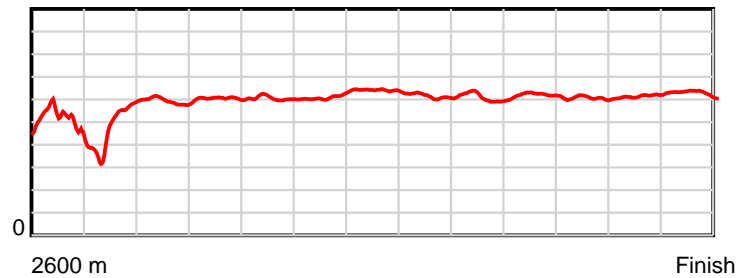
HRNZ and NZMTC and Thoroughbred Ratings Pty Ltd accepts no responsibility for the completeness or accuracy of any of the information contained herein, and makes no representations about its suitability for any particular purpose. Users should make their own judgements about those matters and/or seek independent advice. You assume all risks associated with use of the data provided on this page.

Race Results

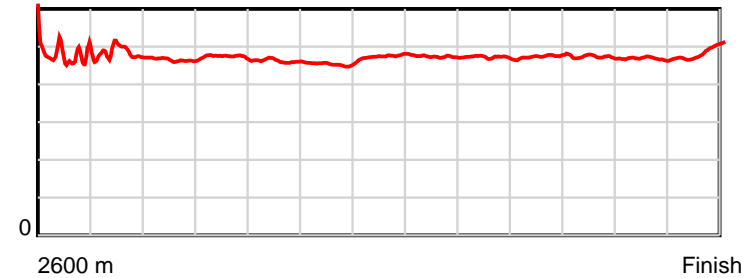
May 02, 2025, Race 7, , Distance 2600m, Addington - Survey 3200m

Result	TAB no.	Horse (Barrier)	2200m to	2000m to	1800m to	1600m to	1400m to	1200m to	1000m to	800m to	600m to	400m to	200m to	Total or	Margin
14th	13	Rata (11)	2000m	1800m	1600m	1400m	1200m	1000m	800m	600m	400m	200m	WP	Average	
		Position in running (margin)	14(63.6)	14(61.4)	14(59.0)	14(55.9)	14(50.0)	14(46.8)	14(47.7)	14(48.5)	14(51.2)	14(56.1)	14(58.2)		60.70
		Sectional time (s)	15.77	15.62	15.49	14.82	14.86	15.43	15.48	15.28	15.74	15.15	15.71		
		Cumulative time (s)	169.35	153.58	137.96	122.47	107.65	92.79	77.36	61.88	46.60	30.86	15.71	3:32.28	
		Speed (m/s)	12.68	12.80	12.91	13.50	13.46	12.96	12.92	13.09	12.71	13.20	12.73	12.25	
		Stride length (m)	5.90	6.06	5.96	6.13	6.40	6.13	6.09	6.22	5.98	6.18	6.21	5.83	
		Stride duration (s)	0.465	0.473	0.461	0.454	0.475	0.473	0.471	0.475	0.471	0.468	0.488	0.476	
		Stride efficiency (%)	54.40	57.40	55.43	58.77	64.00	58.71	57.87	60.49	55.94	59.73	60.26	53.09	
		Stride count	33.90	33.00	33.58	32.61	31.25	32.63	32.87	32.15	33.43	32.35	32.21	446.08	

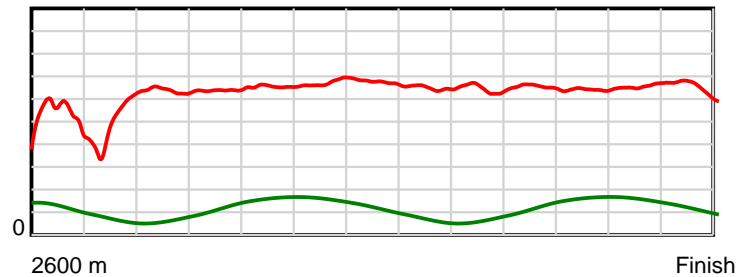
10 m Stride length



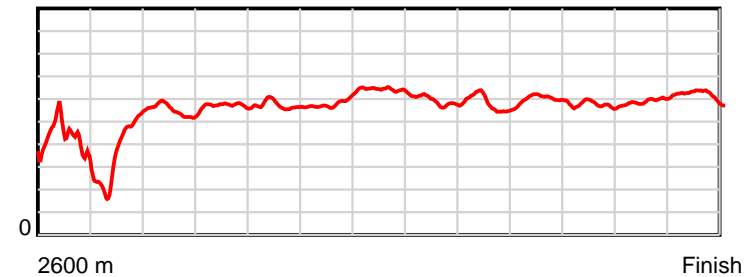
0.6 s Stride duration



20 m/sec Speed



100 % Stride efficiency



Note: Horizontal distance axis grid lines are 200m furlongs.

Disclaimer.

HRNZ and NZMTC and Thoroughbred Ratings Pty Ltd accepts no responsibility for the completeness or accuracy of any of the information contained herein, and makes no representations about its suitability for any particular purpose. Users should make their own judgements about those matters and/or seek independent advice. You assume all risks associated with use of the data provided on this page.